





ANNUAL  
REPORT



— 2016 —  
*Kentucky Court of Justice*

The central graphic is a circular emblem framed by a laurel wreath. The emblem itself is the official seal of the Kentucky Court of Justice, featuring a central figure holding scales of justice, surrounded by the text "COMMONWEALTH OF KENTUCKY" and "COURT OF JUSTICE" with the motto "lex et justitia" below. The year "2016" is prominently displayed in the center, flanked by horizontal lines, and the full name "Kentucky Court of Justice" is written in a serif font at the bottom.

# CONTENTS

---

Introduction

Report: Statewide Totals of Monies Collected by Offices of Circuit Court Clerk

Annual Report Documentation

Report: Statewide Statistics

Report: Statistics by County

Thank you for your interest in the Kentucky Court of Justice and its annual report for the 2016 fiscal year that began July 1, 2015 and ended June 30, 2016.

The Administrative Office of the Courts – the operational arm of the Kentucky Court of Justice – is required by state law to issue an annual report that includes statistics for the state and for each of Kentucky’s 120 counties on the outcome of felony arrests in these categories:

- Conviction percentages
- Percentages of fines, imprisonment or other penalty assessment
- Percentage of acquittals
- Percentage of dismissals
- Percentage of pleas as charges
- Percentage of pleas to reduce charges
- Percentage of disposition to guilty as charged by trial
- Percentage of those found guilty of lesser charge by trial
- Percentage of jury trials
- Percentage of bench trials
- The number of juvenile offenders tried as adults
- Shock probation by disposition type

For more information about the data provided in this report, please see the section titled Annual Report Documentation.

The statistics are derived from the AOC’s CourtNet database and were accurate as of the date they were compiled for the report. Due to ongoing cases, the statistics will change. CourtNet is constantly updated with new information. To request current data for Fiscal Year 2016, please contact the Statistics Unit at 800-928-2350.

The state statutes pertaining to the AOC annual report are KRS 27A.460, KRS 27A.470 and KRS 27A.440.

In addition to the required data, this report contains information regarding the payment of fines, court costs, restitution and other court-ordered monetary penalties, as well as background information on the Kentucky court system.

We hope that you find this report informative.

### **Kentucky court system is a national model**

The Kentucky Court of Justice is one of the commonwealth’s finest achievements and has earned a national reputation for many of its initiatives, including Pretrial Services, Juvenile Services, Family Court, Drug Court, judicial center facilities and judicial education. As one of the few unified state court systems in the country, Kentucky’s court system provides centralized administrative support to all 120 counties and has uniform legal procedures statewide.

The Judicial Branch's comprehensive, multiyear KYeCourts initiative is transforming the delivery of justice in Kentucky. By updating our technology programs and infrastructure, we are better able to meet the demands on the courts and stay within the mainstream of law and commerce. Electronic filing – the cornerstone of our technology plan – is now available statewide. Moving from a paper-based environment to one that is primarily electronic is changing the way Kentucky courts do business and making the state's entire legal system more efficient.

The Kentucky court system is committed to providing fair and equal treatment to its personnel and to the citizens who come before its courts, regardless of race, gender, religion, ethnicity or sexual orientation.

### **Kentucky Court of Justice The Judicial Branch at a Glance**

The Judicial Branch of state government is responsible for providing citizens with equal access to justice as they exercise their constitutional rights and privileges.

Nearly 900,000 million court cases flow through Kentucky courtrooms each year, affecting millions of citizens. Almost every person will interact with the courts at some point, whether to obtain a driver's license, pursue a small claims case, seek protection from domestic violence, settle an estate, legalize an adoption, finalize a divorce, file a civil case, seek justice in a criminal matter and many other reasons.

### **A Unified Court System**

The Judicial Article to the Kentucky Constitution, passed in 1975 and effective in 1976, established Kentucky's unified court system. The article created the Judicial Branch as an independent branch of government, separate from the Executive and Legislative branches and from county and city governments.

It also created the Supreme Court of Kentucky and made the chief justice the administrative head of the state court system, also known as the Kentucky Court of Justice.

Justices and judges run for election on a nonpartisan basis. Judicial vacancies that occur during an unexpired term are filled by a Judicial Nominating Commission headed by the chief justice. The JNC chooses three candidates from the pool of applicants and submits their names to the governor, who then appoints one individual to fill the vacancy.

The Judicial Conduct Commission is the only entity authorized under the Kentucky Constitution to take disciplinary action against a sitting Kentucky judge. The commission investigates and reviews complaints against judges and conducts hearings about alleged misconduct when warranted.

The Administrative Office of the Courts is the operations arm for the state court system. The AOC executes the Judicial Branch budget and supports the activities of nearly 3,300 court system employees and 404 elected justices, judges and circuit court clerks.

### **Four levels of Kentucky state courts**

There are four levels of Kentucky state courts. The two trial courts, Circuit Court and District Court, first hear the facts and issue judgments on those facts. Judicial circuits and districts vary in size and number of judges based on population and caseload.

The two appellate courts, the Supreme Court and Court of Appeals, may be asked to review the judgment of a lower court to see if a mistake was made. An appeals court generally cannot hear any new evidence and must rule on what was presented to the trial court. Citizens have the right to one appeal per lawsuit. Beyond this one appeal as a “matter of right,” further appeals are discretionary and the appellate court may refuse to review such cases.

### **Appellate Courts**

**THE SUPREME COURT OF KENTUCKY** is the state court of last resort and the final interpreter of Kentucky law. The Supreme Court may order a ruling or opinion to be published, which means the ruling becomes the case law governing all similar future cases in Kentucky. Appeals involving the death penalty, life imprisonment or imprisonment for 20 years or more go directly from Circuit Court to the Supreme Court.

All other appeals must first be heard by the Court of Appeals, except those so exceptional that the Supreme Court will grant a request to bypass the Court of Appeals. Appeals from the Court of Appeals, except workers’ compensation appeals, reach the Supreme Court only with the court’s permission. The justices convene in Frankfort in most months to hear oral arguments.

Seven justices sit on the Supreme Court and all seven justices rule on appeals before the court. The justices are elected from seven Supreme Court districts and serve eight-year terms. A chief justice, chosen for a four-year term by his or her fellow justices, is the administrative head of the state court system and is responsible for its operation. In addition, the Supreme Court establishes rules of practice and procedure for all Kentucky judges and attorneys.

**THE KENTUCKY COURT OF APPEALS** is the lower appellate court. With a few exceptions, most cases appealed from Circuit Court go to the Court of Appeals. The Court of Appeals also handles appeals of a Circuit Court decision on a District Court judgment. The case is not retried at the appeals level. Instead, the original trial record is reviewed, with attorneys presenting the legal issues to the Court of Appeals for a decision.

Fourteen judges, two elected from each of the seven appellate districts, serve for eight-year terms. Court of Appeals judges are divided into panels of three to review and decide cases, with the majority deciding the outcome. The panels do not sit permanently in one location, but move around the state to hear appeals. The Court of Appeals occasionally publishes its rulings on cases, which means that those rulings become the governing case law for all future similar cases in Kentucky.

## **Trial Courts**

**CIRCUIT COURT** is the court of general jurisdiction and can hear all types of cases unless the General Assembly has given exclusive jurisdiction of particular kinds of cases to another court to handle, such as District Court.

Circuit Court hears civil matters involving more than \$5,000, capital offenses and felonies, divorces, adoptions, termination of parental rights, real property title disputes and contested probate matters.

Circuit Court has the power to issue injunctions and writs of mandamus and prohibition to compel or prohibit acts, and to hear appeals from District Court and administrative agencies.

Appeals from the Circuit Court are made to the Court of Appeals. Circuit judges serve eight-year terms.

**FAMILY COURT** is a division of Circuit Court. In counties that have a Family Court, the court has primary jurisdiction in cases involving families and children. Family Court hears cases involving dissolution of marriage; spousal support and equitable distribution; child support and visitation; paternity; adoption; domestic violence; dependency, neglect and abuse; termination of parental rights; and runaways and truancy. Appeals from Family Court are made to the Court of Appeals. Family Court judges serve eight-year terms.

**DISTRICT COURT** has limited jurisdiction and handles city and county ordinances, traffic offenses, non-contested probate matters, felony preliminary hearings and civil cases involving \$5,000 or less. Juvenile Court is a division of District Court and hears cases involving children under age 18 regarding guardianship, conservatorship, voluntary or involuntary commitment, child abuse and neglect, and domestic violence. Small Claims Court is also a division of District Court and is an informal, inexpensive means for people to file claims in disputes that involve \$2,500 or less. Appeals from District Court decisions are made to the local Circuit Court. District judges serve four-year terms.

## **Kentucky Drug Court**

Drug Court provides a court-supervised treatment program designed to stop illicit drug use and related criminal activity and promote a positive life change through substance abuse education and treatment. Instead of incarceration for drug use, Drug Court participants must complete a rigorous drug rehabilitation program that requires reporting

regularly before a judge. Drug Court has had a significant impact on reducing the rate of reoffenders. Drug Court graduates are more likely to return to productive lives and stay gainfully employed, pay child support and meet other obligations.

### **Clerks of Court**

The Supreme Court and Court of Appeals have clerks of court who are appointed to their positions and are responsible for the custody, control and storage of all appellate records.

At the trial court level, circuit court clerks are elected officials of the court and are responsible for the custody, control and safe storage of Circuit Court and District Court records. Circuit court clerks also receive lawsuits and court documents, are present during trials, schedule juries, receive fines, issue driver's licenses and handle bond money. One circuit court clerk is elected in each of Kentucky's 120 counties. Circuit court clerks serve for a term of six years.

## **Table of Contents for 2016 Annual Report**

### **Report: Statewide Totals of Monies Collected by Offices of Circuit Court Clerk - 1**

#### **Annual Report Documentation - 1**

#### **Report: Statewide Statistics**

- Conviction percentages – 1
- Percentage of acquittals – 1
- Percentage of dismissals – 1
- Percentages of fines, imprisonment or other penalty assessment – 2
- Percentage of pleas as charges – 2
- Percentage of pleas to reduce charges – 2
- Percentage of disposition to guilty as charged by trial – 3
- Percentage of those found guilty of lesser charge by trial – 3
- Percentage of jury trials – 3
- Percentage of bench trials – 3
- Shock probation by disposition type – 3
- The number of juvenile offenders tried as adults – 4

#### **Report: Statistics by County**

Adair – 1	Bullitt – 33	Cumberland – 64
Allen – 4	Butler – 35	Daviess – 65
Anderson – 6	Caldwell – 38	Edmonson – 68
Ballard – 8	Calloway – 40	Elliott – 71
Barren – 10	Campbell – 42	Estill – 74
Bath – 12	Carlisle – 44	Fayette – 76
Bell – 14	Carroll – 47	Fleming – 78
Boone – 16	Carter – 49	Floyd – 81
Bourbon – 19	Casey – 51	Franklin – 83
Boyd – 22	Christian – 53	Fulton – 86

Boyle – 24  
Bracken – 26  
Breathitt – 28  
Breckinridge – 30  
Grayson – 98  
Green – 101  
Greenup – 104  
Hancock – 106  
Hardin – 108  
Harlan – 111  
Harrison – 114  
Hart – 116  
Henderson – 118  
Henry – 121  
Hickman – 124  
Hopkins – 126  
Jackson – 128  
Jefferson – 130  
Jessamine – 132  
Johnson – 135  
Kenton – 138  
Knott – 140  
Knox – 142  
LaRue – 145  
Laurel – 147  
Lawrence – 149  
Lee – 151  
Leslie – 153  
Letcher – 156  
Lewis – 158

Clark – 55  
Clay – 58  
Clinton – 59  
Crittenden – 62  
Lincoln – 160  
Livingston – 162  
Logan – 164  
Lyon – 168  
Madison – 169  
Magoffin – 172  
Marion – 174  
Marshall – 177  
Martin – 180  
Mason – 182  
McCracken – 185  
McCreary – 187  
McLean – 190  
Meade – 192  
Menifee – 194  
Mercer – 197  
Metcalf – 199  
Monroe – 201  
Montgomery – 203  
Morgan – 206  
Muhlenberg – 208  
Nelson – 210  
Nicholas – 212  
Ohio – 215  
Oldham – 217  
Owen – 219

Gallatin – 88  
Garrard – 91  
Grant – 93  
Graves – 95  
Owsley – 221  
Pendleton – 223  
Perry – 225  
Pike – 227  
Powell – 229  
Pulaski – 232  
Robertson – 234  
Rockcastle – 237  
Rowan – 239  
Russell – 241  
Scott – 243  
Shelby – 246  
Simpson – 248  
Spencer – 251  
Taylor – 253  
Todd – 255  
Trigg – 257  
Trimble – 259  
Union – 260  
Warren – 263  
Washington – 265  
Wayne – 268  
Webster – 270  
Whitley – 272  
Wolfe – 274  
Woodford – 276



# REPORT

---

*Statewide Totals of Monies Collected by Offices of Circuit Court Clerk*

## FINANCIAL SUMMARY REPORT

## ALL COUNTIES TOTAL

<b>FeeCode Description</b>	<b>Cash Receipts</b>
Drivers Licn	\$24,838,479.37
Charges for Services	\$5,223,898.89
Expungement Fees	\$311,317.50
Restitution Fees	\$549,948.23
Bond Filing Fee	\$2,622,410.56
Bond 10% Fee	\$362,400.74
Bond Forfeitures	\$1,209,149.63
Fish & Game Fines	\$148,542.50
Highway Work Zone Safety Fines	\$24,203.26
Alcohol Intoxication Fines	\$164,865.15
Energy Recovery Road Fines	\$29,206.89
Criminal/Traffic Costs	\$30,058,057.53
Crm Cost/APPprogram	\$14,960.73
Crm/KSPIC Cost	\$268,902.44
Criminal/Traffic Fines	\$17,029,826.73
Handicap Fees	\$7,210.56
State Jail Fund	\$0.00
Crime Victims Fund	\$0.00
D.U.I Service Fees	\$5,922,633.48
Brady Bill Fees	\$0.00
S.C.H.I.R. Fees	\$0.00
T.B.I. Fees	\$0.00
Court Facilities Fees	\$4,277,805.72
Court Security Fees	\$0.00
Civil Filing Fees	\$12,712,859.05
Access to Justice Fees	\$2,809,751.50
P.A. Partial Fees	\$1,225,852.85
Public Advocate Admin Fees	\$0.00
Interest Income	\$163,680.40
Over/(Short)	(\$88,949.78)
Total State Money	\$109,887,013.93
Jury Fund	\$2,584,352.50
Witness Fund	\$77,665.88
Bail Bond	\$59,032,955.92
Alimony & Support	\$308,230.41
Rest & Gar	\$13,088,832.71
Condemnation	\$28,968,219.43
County Jail	\$0.00
Collect for Others	\$32,476,996.16
Library Fees	\$558,803.68
Sheriff SS	\$0.00
Total Savings Bal	\$246,983,070.62
Spec Escrow	\$15,562,091.64
Total All Funds	\$262,545,162.26

# ANNUAL REPORT DOCUMENTATION

---

*FY 2016*

The Administrative Office of the Courts shall issue an annual report beginning calendar year 1987 with sufficient detail as to be able to identify, on a county-by-county basis as well as statewide totals, for felony arrest.

# AOC Annual Report

Documentation  
FY 2016

# AOC Annual Report

## *KRS 27A.460 Annual report of Administrative Office of the Courts.*

*The Administrative Office of the Courts shall issue an annual report beginning calendar year 1987 with sufficient detail as to be able to identify, on a county-by-county basis as well as statewide totals, for felony arrest:*

- (1) Conviction percentages;*
- (2) Percentages of fines, imprisonment, or other penalty assessment;*
- (3) Percentage of acquittals;*
- (4) Percentage of dismissals;*
- (5) Percentage of pleas as charges;*
- (6) Percentage of pleas to reduce charges;*
- (7) Percentage of disposition to guilty as charged by trial;*
- (8) Percentage of those found guilty of lesser charge by trial;*
- (9) Percentage of cases where jury trial taken;*
- (10) Percentage of trials which are bench trials; and*
- (11) The number of juvenile offenders tried as an adult.*

*The information gathered shall be available to all agencies involved in the criminal justice system and the public.*

*Effective: July 15, 1986*

*History: Created 1986 Ky. Acts ch. 389, sec. 22, effective July 15, 1986.*

## *KRS 27A.440 Informational and evaluational level*

*The informational and evaluational level of the system shall consist of at least the following information:*

- (1) KRS numbers, names and levels of offenses;*
- (2) Updates of information on:
  - (a) Payment of fines;*
  - (b) Payment of costs;*
  - (c) Payment of restitution amounts;*
  - (d) Payment of court-ordered monetary penalties other than the above; and*
  - (e) Satisfaction of other types of court-ordered restitution;**
- (3) Cases in which shock probation has been granted:
  - (a) In such cases all information required for KRS 27A.410 and 27A.420 shall be entered for each case as an update to that person's file; and*
  - (b) Extracted data on shock probation shall be placed in the annual report of the Administrative Office of the Courts.**

# AOC Annual Report

## Table 1 - (based on charge disposition date)

Felony level charges disposed during within Circuit Criminal “-CR-“ cases, during past Fiscal Year.

Cases – count of distinct cases

Charges – count of original charges

### *Excludes charges disposed:*

NTB NO TRUE BILL RETURNED BY GRAND JRY

09/11/2009

The new “Drug Court Transfer” procedure was developed in compliance with the newly updated Rules of Administrative Procedure for Drug Court signed by the Chief Justice. This instruction creates a process for transferring cases. New Case Type codes have been created to prevent a defendant from having multiple convictions for the same charges in both the originating and receiving counties.

### *Excludes Case Type Codes:*

DCTG – Drug Court (Originating Disposition Guilty)

DCTD – Drug Court (Originating Disposition Diversion)

**Felony** - includes felony level offenses that have not been amended, felony level offenses that have been amended to felony, and misdemeanor level offenses amended up to a felony level.

*Excludes amended charge disposition types ('AMEND', 'AU', 'AD', 'AGJ', 'AUGJ', 'ACC')*

**Felony amended to Non-Felony** - includes misdemeanor and felony amended down to misdemeanor.

*Includes only amended disposition types ('AMEND', 'AU', 'AD', 'AGJ', 'AUGJ', 'ACC')*

CODE	CHG_DISP_TYPE_CODE_DESC
ACC	AMENDED DOWN BY CIRCUIT COURT
AD	AMENDED DOWN
AGJ	AMENDED DOWN BY GRAND JURY
AMEND	AMENDED
AU	AMENDED UP
AUGJ	AMENDED UP BY GRAND JUR

### *Excludes ADDED Offenses:*

UOR	KRS	DESC
0011500	431.015(3)	FAILURE TO APPEAR, CITATION FOR MISDEMEANOR
0026010	CR59.04	MOTION FOR NEW TRIAL
0026050	520.080	BAIL JUMPING-2ND DEGREE
0026070	RCR11.42	MOTION TO VACATE SENTENCE, SET ASIDE OR CORRECT SE
0026080	CR60.02	RELIEF FROM JUDGEMENT OR ORDER/MISTAKE/INADVERTENC
0026090	439.265	SHOCK PROBATION IN FELONY CONVICTIONS
0026100	439.267	SHOCK PROBATION IN MISDEMEANOR CONVICTIONS
0026110	439.315	PAYMENT OF FEE BY RELEASED PERSONS (PROBATION, PAR
0026480	432.280	CONTEMPT OF COURT
0026590	439.430	PAROLE VIOLATION (FOR MISDEMEANOR OFFENSE)
0026600	534.060	NON-PAYMENT OF FINES
0026610	189A.130	DUI, ASSESSMENT OF FINES RESPONSE TO NONPAYMENT
0026650	439.430	PAROLE VIOLATION (FOR TECHNICAL VIOLATION)
0026680	533.050	PROBATION VIOLATION (FOR FELONY OFFENSE)
0026800	533.050	PROBATION VIOLATION (FOR MISDEMEANOR OFFENSE)
0026910	533.050	PROBATION VIOLATION (FOR TECHNICAL VIOLATION)
0026930	432.230	CONTEMPT OF COURT BY WITNESS, JUROR OFFICER
0492010	520.070	BAIL JUMPING - 1ST DEGREE
0930000	439.430	PAROLE VIOLATION
0930010	439.177	PAROLE PRIVILEGES FOR MISDEMEANANTS-JUDGE DUTIES
9017190	KRS533050	VIOLATION OF PROBATION
9026480	KRS432230	CONTEMPT OF COURT
9093390	KRS0389908	CONTEMPT OF MILITARY COURT
9096860	KRS439095	PAROLE PERSONS IN WORK HOUSE
9096870	KRS439177	PAROLE PREV FOR MISDEMEANANTS
9096890	KRS439265	SHOCK PROBATION
9096930	KRS439310	ADMINISTRATION OF PROBATION

# AOC Annual Report

9096940	KRS439320	PAROLE BOARD-MEMBERS QUALIFICATI
9096970	KRS439340	PAROLE OF PERSONS CONFINED
9096990	KRS439344	EFFECT OF PAROLE TIME ON SENTENC
9097000	KRS439346	PAROLED PRISONER SUBJECT TO BOAR
9097010	KRS439348	PAROLED PRISONER UNDER SUPERVISI
9097020	KRS439352	RECOMMITMENT OF PAROLEE
9097030	KRS439354	FINAL DISCHARGE OF PAROLED PRISO
9097100	KRS439430	PAROLE VIOLATION
9097110	KRS439440	PAROLE VIOLATER:TIME
9097140	KRS439480	DUTIES OF PROBATION OFFICERS
9097180	KRS439550	PROBATED BY INFERIOR COURT
9097870	KRS432240	NO CONTEMPT FOR CRITISM OUT OF C
9097880	KRS432250	BOND FOR APPEARANCE CONTEMPT CHR
9097890	KRS432270	NO BAIL PERMITTED FOR CONTEMPT
9097910	KRS432290	EVIDENCE IN CONTEMPT TRIAL BY JU
9098090	KRS439175	PAROLE OF CERTAIN MISDEMEANANTS
9990230	533 050	PROBATION VIOLATION **AOC**

**Table 2 – (Felony Charges by Disposition Type Group) KRS 27A.460 – (1),(3),(4)**

**Charge Disposition Type Categories:**

Convicted

<u>CODE</u>	<u>CHG_DISP_TYPE_CODE_DESC</u>
ENH	ENHANCED
G	GUILTY
GM	GUILTY - MULTIPLE COUNTS
GSS	GUILTY - SEALED SENTENCE
PRPD	PRE-PAYABLE CITATION - PAID

Diverted

<u>CODE</u>	<u>CHG_DISP_TYPE_CODE_DESC</u>
DIV	DIVERSION
PTD	PRE-TRIAL DIVERSION
TRFD	DRUG COURT TRANSFER

FTA/FTV

<u>CODE</u>	<u>CHG_DISP_TYPE_CODE_DESC</u>
FTA	FAILURE TO APPEAR
FTV	FUGITIVE

AP

<u>CODE</u>	<u>CHG_DISP_TYPE_CODE_DESC</u>
AP	ADMINISTRATIVE PROCEDURE

Acquitted

<u>CODE</u>	<u>CHG_DISP_TYPE_CODE_DESC</u>
ACQ	ACQUITTED
NG	NOT GUILTY

Dismissed

<u>CODE</u>	<u>CHG_DISP_TYPE_CODE_DESC</u>
CAD	DISMISSAL BY MOTION OF PROSECUTOR
DD	DISMISSED - DIVERTED
DEC	DECEASED
DGJ	DISMISS AFTER PRESENT TO GRND JURY
DIS	DISMISSED
INC	INCOMPETENT TO STAND TRIAL
PRDIS	PRE-PREPAYABLE CITATION-DISMISSED
WD	WITHDRAWN

Others

<u>CODE</u>	<u>CHG_DISP_TYPE_CODE_DESC</u>
DDP	- DISMISSED DEFERRED PROSECUTION
DEN	- DENIED
DP	- DEFERRED PROSECUTION
GNT	- GRANTED
HNG	- HUNG JURY
MER	- MERGED

# AOC Annual Report

MST	- MISTRIAL
OTH	- OTHER
REM	- REMANDED
SAV	- SET ASIDE/VOIDED
SR	- SEALED RECORDS
TRF	- TRANSFER
VAC	- VACATED JUDGMENT
VEFC	- VACATED EXPUNGED FELONY CONVICTION
VSC	- VOIDED SEALED CONVICTION

## Table 3 - (Felony Charges Convicted by Disposition type)

'Conviction' category includes charges dispositions listed within Part 2.

Convicted	
CODE	CHG_DISP_TYPE_CODE_DESC
ENH	ENHANCED
G	GUILTY
GM	GUILTY - MULTIPLE COUNTS
GSS	GUILTY - SEALED SENTENCE
PRPD	PRE-PAYABLE CITATION - PAID

## Table 4 -Sentence\_Percentages KRS 27A.460 - (2)

Count of felony charges per categories defined in Part 2 above.

## Table 5 -Plea\_Percent KRS 27A.460 - (5),(6)

Original & Final Pleas of Felony Charges

Original & Final Pleas of Felony Amended down to Non-Felony

## Table 6 - Trial Type KRS 27A.460 - (7),(8),(9),(10)

Count of Distinct Cases per Trial Type.

Case is counted as "court trial" if all charges within case were disposed by court trial.

Case is counted as "jury trial" if all charges within case were disposed by jury.

Case is counted in "Mixed trial" type category if some charges were disposed by court, jury or no trial.

Case is counted in "No trial" category if all charges within case had "no trial" marked or were blank.

## Table 7 - Shock Probation by charge Disposition type KRS 27A.440(3b)

Specified UOR codes disposed within Circuit Criminal "CR" cases.

When a "Motion for Shock Probation" is filed, a charge screen is added with the appropriate UOR number (listed below) for shock probation. A scheduled event screen and a motion screen are also entered under the original case number.

When a signed judgment or order is received, a document screen is entered. The added charge is then closed by completing the disposition date, disposition type, judge, and trial type. A sentence screen is created if appropriate.

UOR	KRS	DESC
0026090	439.265	SHOCK PROBATION IN FELONY CONVICTIONS
0026100	439.267	SHOCK PROBATION IN MISDEMEANOR CONVICTIONS
9096890	KRS439265	SHOCK PROBATION

## Table 8 - (Youthful Offenders, Out of Part 1)

Circuit "CR" Cases where person age less than 18 calculated from case filing date.

NOTE: Per statute 635.020 (7) If a person who is eighteen (18) or older and before the court is charged with a felony that occurred prior to his eighteenth birthday, the court shall, upon motion of the county attorney made prior to adjudication, and after the county attorney has consulted with the Commonwealth's attorney, that the child be proceeded against as a youthful offender, proceed in accordance with the provisions of KRS 640.010.

Currently, the only way to identify if a CR case was a "youthful" offender is by looking at the defendant's DOB. We have based the "youthful offender" portion on Circuit "CR" cases per age, is calculated using case filing date, which is under 18, however, those eighteen(18) or older may not be accounted.



**Table 9 – (Youthful Offenders, same as part 2)**

By Charge Disposition Type. (see note above)

**Table 10 - (Youthful Offenders, same as part 3)**

(see note above)

## “Youthful Offender” Statutes

### **635.020 Criteria for determining how child is to be tried.**

- (1) If, prior to an adjudicatory hearing, there is a reasonable cause to believe that a child before the court has committed a felony other than those described in subsections (2) and (3) of this section, a misdemeanor, or a violation, the court shall initially proceed in accordance with the provisions of this chapter.
- (2) If a child charged with a capital offense, Class A felony, or Class B felony, had attained age fourteen (14) at the time of the alleged commission of the offense, the court shall, upon motion of the county attorney made prior to adjudication, and after the county attorney has consulted with the Commonwealth's attorney, that the child be proceeded against as a youthful offender, proceed in accordance with the provisions of KRS 640.010.
- (3) If a child charged with a Class C or Class D felony has on one (1) prior separate occasion been adjudicated a public offender for a felony offense and had attained the age of sixteen (16) at the time of the alleged commission of the offense, the court shall, upon motion of the county attorney made prior to adjudication, and after the county attorney has consulted with the Commonwealth's attorney, that the child be proceeded against as a youthful offender, proceed in accordance with the provisions of KRS 640.010.
- (4) Any other provision of KRS Chapters 610 to 645 to the contrary notwithstanding, if a child charged with a felony in which a firearm, whether functional or not, was used in the commission of the offense had attained the age of fourteen (14) years at the time of the commission of the alleged offense, he shall be transferred to the Circuit Court for trial as an adult if, following a preliminary hearing, the District Court finds probable cause to believe that the child committed a felony, that a firearm was used in the commission of that felony, and that the child was fourteen (14) years of age or older at the time of the commission of the alleged felony. If convicted in the Circuit Court, he shall be subject to the same penalties as an adult offender, except that until he reaches the age of eighteen (18) years, he shall be confined in a facility or program for juveniles or for youthful offenders, unless the provisions of KRS 635.025 apply or unless he is released pursuant to expiration of sentence or parole, and at age eighteen (18) he shall be returned to the sentencing Circuit Court for proceedings consistent with KRS 640.030(2).
- (5) If a child previously convicted as a youthful offender under the provisions of KRS Chapter 640 is charged with a felony allegedly committed prior to his eighteenth birthday, the court shall, upon motion of the county attorney made prior to adjudication, and after the county attorney has consulted with the Commonwealth's attorney, that the child be proceeded against as a youthful offender, proceed in accordance with the provisions of KRS 640.010.
- (6) A child who is charged as is provided in subsection (2) of this section and is also charged with a Class C or D felony, a misdemeanor, or a violation arising from the same course of conduct shall have all charges included in the same proceedings; and the court shall, upon motion of the county attorney made prior to adjudication, and after the county attorney has consulted with the Commonwealth's attorney, that the child be proceeded against as a youthful offender, proceed in accordance with the provisions of KRS 640.010.
- (7) If a person who is eighteen (18) or older and before the court is charged with a felony that occurred prior to his eighteenth birthday, the court shall, upon motion of the county attorney made prior to adjudication, and after the county attorney has consulted with the Commonwealth's attorney, that the child be proceeded against as a youthful offender, proceed in accordance with the provisions of KRS 640.010.
- (8) All offenses arising out of the same course of conduct shall be tried with the felony arising from that course of conduct, whether the charges are adjudicated under this chapter or under KRS Chapter 640 and transferred to Circuit Court.

**Effective:** July 15, 2002

**History:** Amended 2002 Ky. Acts ch. 257, sec. 15, effective July 15, 2002. -- Amended 2000 Ky. Acts ch. 534, sec. 11, effective July 14, 2000. -- Amended 1998 Ky. Acts ch. 538, sec. 17, effective April 13, 1998; and ch. 606, sec. 85, effective July 15, 1998. -- Amended 1996 Ky. Acts ch. 358, sec. 40, effective July 15, 1997. -- Amended 1994 Ky. Acts ch. 396, sec. 12, effective July 15, 1994. -- Amended 1988 Ky. Acts ch. 350, sec. 95, effective April 10, 1988. -- Created 1986 Ky. Acts ch. 423, sec. 125, effective July 1, 1987.

### **640.010 Preliminary hearing -- Proof required to try child as youthful offender in Circuit Court.**

- (1) For children who are alleged to be youthful offenders by falling in the purview of KRS 635.020(2), (3), (5), (6), (7), or (8), the court shall at arraignment assure that the child's rights as specified in KRS 610.060 have been explained and followed.
- (2) In the case of a child alleged to be a youthful offender by falling within the purview of KRS 635.020(2), (3), (5), (6), (7), or (8), the District Court shall, upon motion by the county attorney to proceed under this chapter, and after the county attorney has consulted with the Commonwealth's attorney, conduct a preliminary hearing to determine if the child should be transferred to Circuit Court as a youthful offender.

The preliminary hearing shall be conducted in accordance with the Rules of Criminal Procedure.

(a) At the preliminary hearing, the court shall determine if there is probable cause to believe that an offense was committed, that the child committed the offense, and that the child is of sufficient age and has the requisite number of prior adjudications, if any, necessary to fall within the purview of KRS 635.020.

(b) If the District Court determines probable cause exists, the court shall consider the following factors before determining whether the child's case shall be transferred to the Circuit Court:

1. The seriousness of the alleged offense;
2. Whether the offense was against persons or property, with greater weight being given to offenses against persons;
3. The maturity of the child as determined by his environment;
4. The child's prior record;
5. The best interest of the child and community;
6. The prospects of adequate protection of the public;
7. The likelihood of reasonable rehabilitation of the child by the use of procedures, services, and facilities currently available to the juvenile justice system; and
8. Evidence of a child's participation in a gang.

(c) If, following the completion of the preliminary hearing, the District Court finds, after considering the factors enumerated in paragraph (b) of this subsection, that two (2) or more of the factors specified in paragraph (b) of this subsection are determined to favor transfer, the child may be transferred to Circuit Court, and if the child is transferred the District Court shall issue an order transferring the child as a youthful offender and shall state on the record the reasons for the transfer. The child shall then be proceeded against in the Circuit Court as an adult, except as otherwise provided in this chapter.

(d) If, following completion of the preliminary hearing, the District Court is of the opinion, after considering the factors enumerated in paragraph (b) of this subsection, that the child shall not be transferred to the Circuit Court, the case shall be dealt with as provided in KRS Chapter 635.

# AOC Annual Report

---

(3) If the child is transferred to Circuit Court under this section and the grand jury does not find that there is probable cause to indict the child as a youthful offender, as defined in KRS 635.020(2), (3), (5), (6), (7), and (8), but does find that there is probable cause to indict the child for another criminal offense, the child shall not be tried as a youthful offender in Circuit Court but shall be returned to District Court to be dealt with as provided in KRS Chapter 635.

**Effective:** July 14, 2000

**History:** Amended 2000 Ky. Acts ch. 534, sec. 16, effective July 14, 2000. -- Amended 1998 Ky. Acts ch. 606, sec. 116, effective July 15, 1998. -- Amended 1996 Ky. Acts ch. 358, sec. 55, effective July 15, 1997. -- Amended 1994 Ky. Acts ch. 396, sec. 13, effective July 15, 1994. Amended 1992 Ky. Acts ch. 412, sec. 1, effective July 14, 1992. -- Amended 1988 Ky. Acts ch. 350, sec. 104, effective April 10, 1988. -- Created 1986 Ky. Acts ch. 423, sec. 134, effective July 1, 1987.

**Legislative Research Commission Note.** Acts 1986, ch. 423, and 199 read: "KRS 446.250 to 446.320 to the contrary notwithstanding, Acts 1986, ch. 423 shall prevail in the event of a conflict between Acts 1986, ch. 423 and other Acts passed by the 1986 regular session of the General Assembly."

# REPORT

---

*Statewide Statistics*

ADMINISTRATIVE OFFICE OF THE COURTS

Research & Statistics

Annual Report FY 2016

Circuit Court - "Felony" Criminal Cases

**STATEWIDE**

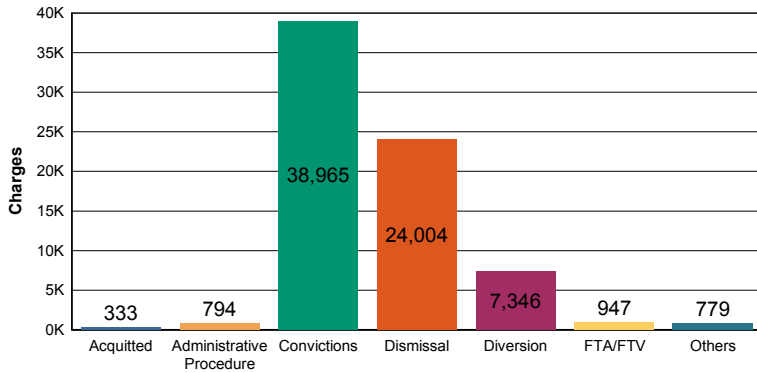
There were 73,168 felony level offenses and 4,618 non-felony level offenses disposed within 33,661 circuit criminal cases during the fiscal year. Non-felony offenses include misdemeanor, violation, local ordinance or other level offense(s) within those cases.

	Charges	Cases
Felony	73,168	33,661
Felony amended to Non-Felony	4,618	

Of those 73,168 felony offenses, 38,965 (53.25%) were convicted; 333 were acquitted (0.46%); and 24,004 (32.81%) were dismissed.

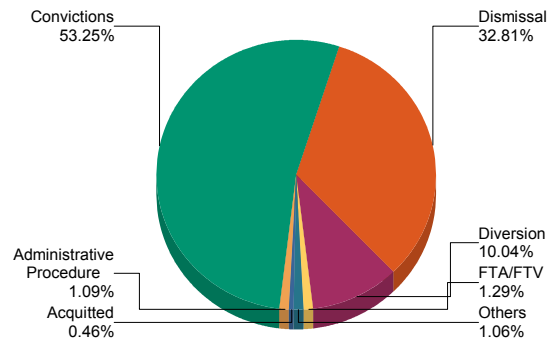
**Felony Charges by Disposition Type**

27A.460 - (1), (3), (4)



**Percent of Charges by Disposition Type**

27A.460 - (1), (3), (4)



**27A.460 (1) Conviction percentages;**

**27A.460 (3) Percentage of acquittals;**

**27A.460(4) Percentage of dismissals;**

\* "Others" disposition type include: Denied, Extradition, Grand Jury, Granted, Hung Jury, Merged, Mistrial, No Action Taken By Grand Jury, Other, Pardon - Prior to Adjudication Only, Peace Bond, Remanded, Set Aside/Voided, Sealed Records, Transfer, Drug Court Transfer, Vacated Judgment

**Annual Report FY 2016  
Circuit Court - "Felony" Criminal Cases**

INS100S

**STATEWIDE**

**Sentence Information by Charge Disposition Type**

**27A.460 - (2)**

	Sentence Records	Jail or Prison Time > 0	Jail or Prison Time Conditionally Discharged	Jail or Prison Time Suspended	Net Costs > \$0.00	Net Fines > \$0.00	Net Home Incarceration Time	Net Home Incarceration Time Suspended	Net Probation Time Supervised	Net Probation Time Unsupervised	Net Suspended Costs > \$0.00	Net Suspended Fines > \$0.00	Other Conditions
Acquitted	8	5 62.50%	1	1 12.50%	2 25.00%	1 12.50%	1	1	1 12.50%	1	1	1	1 12.50%
AP	3	1 33.33%	1	1 33.33%	2 66.67%	2	2	2	2	2	2	2	2
Convicted	37,823	37,603 99.42%	1,180 3.12%	13,479 35.64%	14,866 39.30%	3,541 9.36%	24 0.06%	24	13,084 34.59%	480 1.27%	150 0.40%	114 0.30%	9,698 25.64%
Dismissed	726	401 55.23%	46 6.34%	247 34.02%	398 54.82%	33 4.55%	7 0.96%	7	207 28.51%	54 7.44%	3 0.41%	4 0.55%	225 30.99%
Diverted	1,171	471 40.22%	121 10.33%	311 26.56%	867 74.04%	92 7.86%	4 0.34%	4	262 22.37%	38 3.25%	38	38	313 26.73%
FTA/FTV	3	3 100.00%	3	3 100.00%	3 100.00%	3	3	3	3 100.00%	3	3	3	3
Others	80	69 86.25%	6 7.50%	43 53.75%	39 48.75%	5 6.25%	5	5	40 50.00%	3 3.75%	3	1 1.25%	38 47.50%
	39,814	38,553	1,353	14,085	16,177	3,672	35	35	13,597	575	153	119	10,275

**27A.460 (2) Percentages of fines, imprisonment, or other penalty assessment;**

\* Percentages are based on total sentence records per category (convicted, acquitted...etc)

\* There can be multiple sentence conditions to a single charge.

**Plea Type**

**27A.460 - (5), (6)**

		GUILTY	NOT GUILTY	UNKNOWN PLEA TYPE	Total
Felony Charges	Original_Plea	4,397 6.01%	33,942 46.39%	34,829 47.60%	73,168 100.00%
	Final_Plea	33,392 45.64%	4,948 6.76%	34,828 47.60%	73,168 100.00%
Felony Amended Down to Non-Felony	Original_Plea	26 0.56%	767 16.61%	3,825 82.83%	4,618 100.00%
	Final_Plea	120 2.60%	674 14.60%	3,824 82.81%	4,618 100.00%

**27A.460 (5) Percentage of pleas as charges;**

**27A.460 (6) Percentage of pleas to reduce charges;**

**Annual Report FY 2016  
Circuit Court - "Felony" Criminal Cases**

INS100S

**STATEWIDE**

Cases can have multiple charges which are heard either by a court trial, jury trial, no trial or by a combination of trial types. Depending upon the seriousness of the offense and the consequences of a guilty verdict, defendants in criminal cases have the constitutional right to a jury of their peers. In a jury trial, the Judge decides questions of law, and the jury decides whether the defendant is guilty or not guilty on each of the offense(s) charged. In a court trial, the judge decides questions of law and decides if guilty or not guilty on each offense(s) charges. The cases are categorized by how all the charges within the case were disposed. If all charges were disposed by the same trial type, it's counted in the separate category, otherwise, it's counted within the "Mixed Trial" category. If a charge had a nothing entered or it had "no trial" it's counted in the "No Trial" category.

<b>Cases by Trial Type</b>	<b>27A.460 - (7), (8), (9), (10)</b>				
	Court Trial	Jury Trial	Mixed Trial Types	No Trial	Total
Felony amended Down to Non-Felony	1 0.03%	14 0.41%	142 4.13%	3,279 95.43%	3,436 100.00%
Felony Cases	5 0.01%	169 0.50%	1,391 4.13%	32,096 95.35%	33,661 100.00%
Felony Convictions	5 0.02%	90 0.43%	1,160 5.52%	19,778 94.03%	21,033 100.00%

*27A.460 (7) Percentage of disposition to guilty as charged by trial;  
27A.460 (8) Percentage of those found guilty of lesser charge by trial;  
27A.460 (9) Percentage of cases where jury trial taken;  
27A.460 (10) Percentage of trials which are bench (court) trials; and*

**Shock Probation by Disposition Type**

**27A.440 (3b)**

	ADMINISTRATIVE PROCEDURE	DENIED	DISMISSAL BY MOTION OF PROSECUTOR	DISMISSED	FUGITIVE	GRANTED	GUILTY	OTHER	REVERSED	SET ASIDE/VOIDED	TRANSFER
0026090 SHOCK PROBATION IN FELONY CONVICTIONS		4,248 66.01%	1 0.02%	6 0.09%	1 0.02%	2,038 31.67%	23 0.36%	44 0.68%	1 0.02%	3 0.05%	1 0.02%
0026100 SHOCK PROBATION IN MISDEMEANOR CONVICTIONS	1 0.78%	84 65.12%				41 31.78%	2 1.55%				
9096890 SHOCK PROBATION		23 92.00%				2 8.00%					

**27A.440 (3) Cases in which shock probation has been granted:**  
(b) Extracted data on shock probation shall be placed in the annual report of the Administrative Office of the Courts.

**STATEWIDE**

**Youthful Offenders**

There were 236 felony level offenses and 4 non-felony level offenses disposed within 97 circuit criminal cases during the fiscal year. Non-felony offenses include misdemeanor, violation, local ordinance or other level offense(s) within those cases.

**27A.460 - (11)**

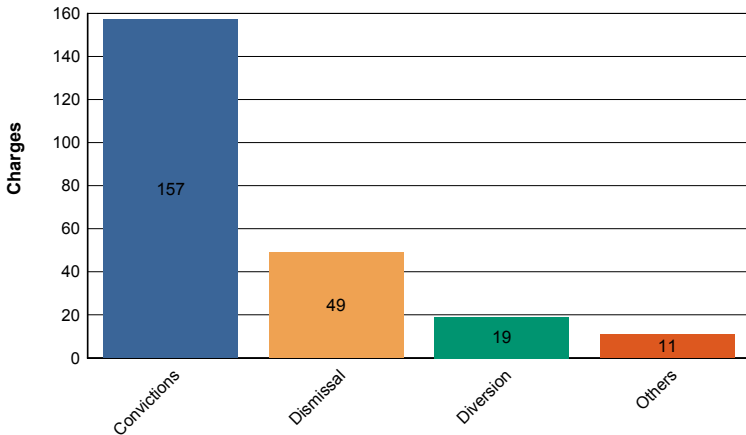
	Charges	Cases
Felony	236	97
Felony amended to Non-Felony	4	

**27A.460 (11) The number of juvenile offenders tried as an adult.**

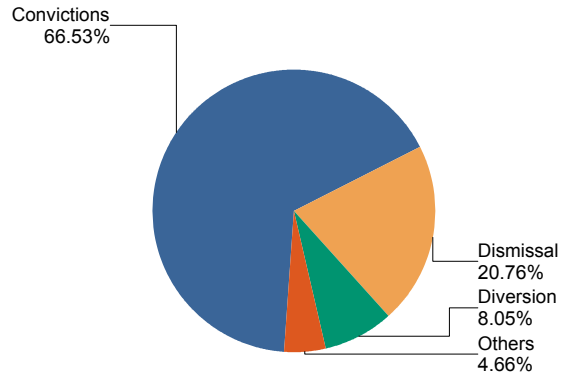
Of the 236 felony level offenses disposed within the youthful offender cases, 157 (66.53%) charges were convicted.

	Convictions	Dismissal	Diversion	Others	Total
<b>Felony Charges by Disposition Type</b>	<b>157</b> 66.53%	<b>49</b> 20.76%	<b>19</b> 8.05%	<b>11</b> 4.66%	<b>236</b> 100.00%

**Felony Charges by Disposition Type**



**Percentage of Charges by Disposition Type**



	ENHANCED	GUILTY	Total
<b>Felony Charges Convicted by Disposition Type</b>	<b>2</b> 1.27%	<b>155</b> 98.73%	<b>157</b> 100.00%

Note: Per statute 635.020 (7) If a person who is eighteen (18) or older and before the court is charged with a felony that occurred prior to his eighteenth birthday, the court shall, upon motion of the county attorney made prior to adjudication, and after the county attorney has consulted with the Commonwealth's attorney, that the child be proceeded against as a youthful offender, proceed in accordance with the provisions of KRS 640.010.

The youthful offender data is pulled by looking at the circuit criminal cases with defendant's age calculated from date of birth to the case filing date, which is under 18, however, those eighteen(18) or older may not be accounted.



# REPORT

---

*Statistics by County*

ADMINISTRATIVE OFFICE OF THE COURTS

Research & Statistics

Annual Report FY 2016

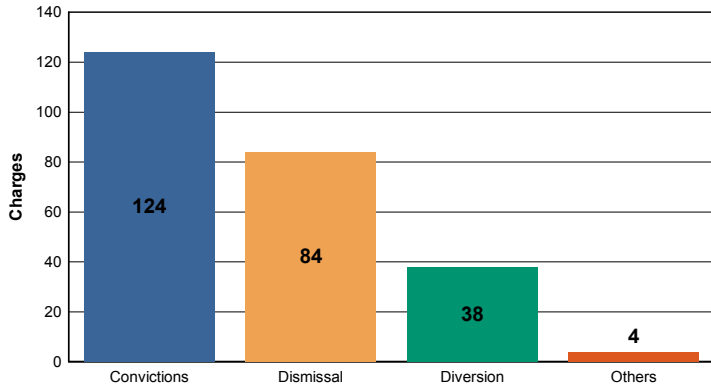
Circuit Court - "Felony" Criminal Cases

ADAIR

Of those 250 felony offenses, 124 (49.60%) were convicted; were acquitted (%); and 84 (33.60%) were dismissed.

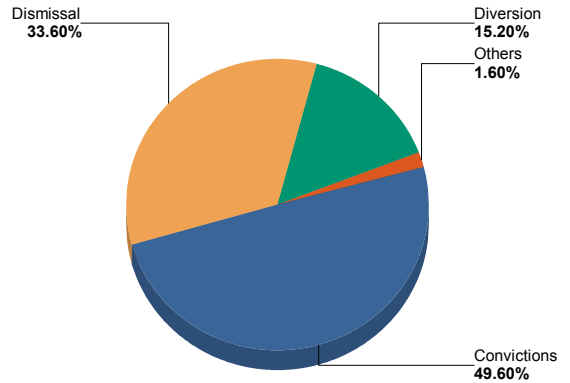
Felony Charges by Disposition Type

27A.460 - (1), (3), (4)



Percent of Charges by Disposition Type

27A.460 - (1), (3), (4)



27A.460 (1) Conviction percentages;

27A.460 (3) Percentage of acquittals;

27A.460(4) Percentage of dismissals;

\* "Others" disposition type include: Denied, Extradition, Grand Jury, Granted, Hung Jury, Merged, Mistrial, No Action Taken By Grand Jury, Other, Pardon - Prior to Adjudication Only, Peace Bond, Remanded, Set Aside/Voided, Sealed Records, Transfer, Drug Court Transfer, Vacated Judgment

Felony Charges Convicted by Disposition Type	ENHANCED	GUILTY	Total
	3 2.42%	121 97.58%	124 100.00%

27A.460 - (2)	Sentence Records	Jail or Prison Conditionally Discharged	Jail or Prison Suspended	Jail or Prison Time > 0	Net Costs > \$0.00	Net Fines > \$0.00	Net Home Incarceration Time	Net Home Incarceration Time Suspended	Net Probation Time Supervised	Net Probation Time Unsupervised	Net Suspended Costs > \$0.00	Net Suspended Fines > \$0.00	Other Conditions
Convicted	121		64 52.89%	121 100.00%	57 47.11%				64 52.89%				70 57.85%
Diverted	1				1 100.00%								
	122		64	121	58				64				70

27A.460 (2) Percentages of fines, imprisonment, or other penalty assessment;

\* Percentages are based on total sentence records per category (convicted, acquitted...etc)

\* There can be multiple sentence conditions to a single charge.

**ADMINISTRATIVE OFFICE OF THE COURTS**

Research & Statistics

**Annual Report FY 2016**

**Circuit Court - "Felony" Criminal Cases**

**ADAIR**

Plea Type		27A.460 - (5), (6)		GUILTY	NOT GUILTY	UNKNOWN PLEA TYPE	Total
Felony Charges	Original_Plea	4	164	1.60%	65.60%	82	250
	Final_Plea	120	48	48.00%	19.20%	82	250
Felony amended to Non-Felony	Original_Plea	-	2	0.00%	25.00%	6	8
	Final_Plea	-	2	0.00%	25.00%	6	8

27A.460 (5) Percentage of pleas as charges;  
27A.460 (6) Percentage of pleas to reduce charges;

Cases can have multiple charges which are heard either by a court trial, jury trial, no trial or by a combination of trial types. Depending upon the seriousness of the offense and the consequences of a guilty verdict, defendants in criminal cases have the constitutional right to a jury of their peers. In a jury trial, the Judge decides questions of law, and the jury decides whether the defendant is guilty or not guilty on each of the offense(s) charged. In a court trial, the judge decides questions of law and decides if guilty or not guilty on each offense(s) charges. The cases are categorized by how all the charges within the case were disposed. If all charges were disposed by the same trial type, it's counted in the separate category, otherwise, it's counted within the "Mixed Trial" category. If a charge had a nothing entered or it had "no trial" it's counted in the "No Trial" category.

Cases by Trial Type		27A.460 - (7), (8), (9), (10)			Total
		COURT TRIAL	JURY TRIAL	NO TRIAL	
Felony Amended Down to Non-Felony		-	-	7	7
				100.00%	100.00%
Felony Charges		1	3	137	141
		0.71%	2.14%	97.86%	100.71%
Felony Convictions		-	3	80	83
			3.61%	96.39%	100.00%

27A.460 (7) Percentage of disposition to guilty as charged by trial;  
27A.460 (8) Percentage of those found guilty of lesser charge by trial;  
27A.460 (9) Percentage of cases where jury trial taken;  
27A.460 (10) Percentage of trials which are bench (court) trials; and

Shock Probation by Disposition Type		DENIED	GRANTED	OTHER	Total
27A.440 (3b)					
0026090 SHOCK PROBATION IN FELONY CONVICTIONS		38	4	2	44
		86.36%	9.09%	4.55%	100.0000%

27A.440 (3) Cases in which shock probation has been granted:  
(b) Extracted data on shock probation shall be placed in the annual report of the Administrative Office of the Courts.

ADMINISTRATIVE OFFICE OF THE COURTS

Research & Statistics

Annual Report FY 2016

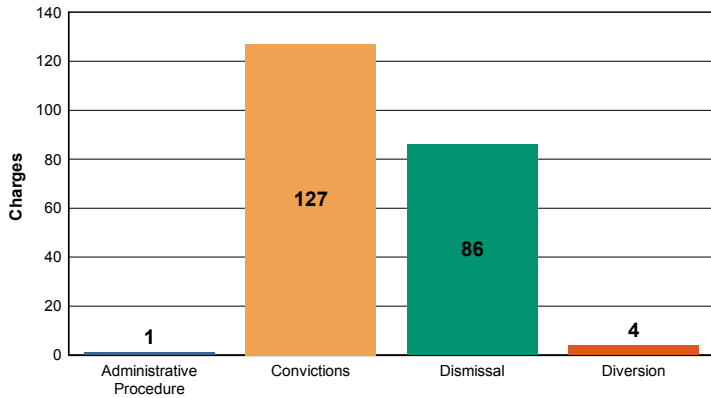
Circuit Court - "Felony" Criminal Cases

ADAIR

Of those 218 felony offenses, 127 (58.26%) were convicted; were acquitted (%); and 86 (39.45%) were dismissed.

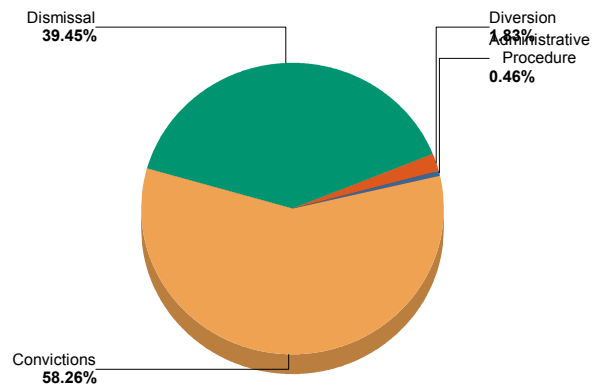
Felony Charges by Disposition Type

27A.460 - (1), (3), (4)



Percent of Charges by Disposition Type

27A.460 - (1), (3), (4)



27A.460 (1) Conviction percentages;

27A.460 (3) Percentage of acquittals;

27A.460(4) Percentage of dismissals;

\* "Others" disposition type include: Denied, Extradition, Grand Jury, Granted, Hung Jury, Merged, Mistrial, No Action Taken By Grand Jury, Other, Pardon - Prior to Adjudication Only, Peace Bond, Remanded, Set Aside/Voided, Sealed Records, Transfer, Drug Court Transfer, Vacated Judgment

Felony Charges Convicted by Disposition Type	ENHANCED	GUILTY	Total
	3	124	127
	2.36%	97.64%	100.00%

27A.460 - (2)	Sentence Records	Jail or Prison Conditionally Discharged	Jail or Prison Suspended	Jail or Prison Time > 0	Net Costs > \$0.00	Net Fines > \$0.00	Net Home Incarceration Time	Net Home Incarceration Time Suspended	Net Probation Time Supervised	Net Probation Time Unsupervised	Net Suspended Costs > \$0.00	Net Suspended Fines > \$0.00	Other Conditions
Convicted	123	3	48	123	15	115	-	-	45	1	-	-	79
		2.44%	39.02%	100.00%	12.20%	93.50%			36.59%	0.81%			64.23%
Dismissed	3	-	3	3	2	3	-	-	3	-	-	2	3
			100.00%	100.00%	66.67%	100.00%			100.00%			66.67%	100.00%
Diverted	4	-	4	4	1	4	-	-	-	2	-	-	4
			100.00%	100.00%	25.00%	100.00%				50.00%			100.00%
	130	3	55	130	18	122	-	-	48	3	-	2	86

27A.460 (2) Percentages of fines, imprisonment, or other penalty assessment;

\* Percentages are based on total sentence records per category (convicted, acquitted...etc)

\* There can be multiple sentence conditions to a single charge.

**ADMINISTRATIVE OFFICE OF THE COURTS**

Research & Statistics

**Annual Report FY 2016**

**Circuit Court - "Felony" Criminal Cases**

**ALLEN**

Plea Type	27A.460 - (5), (6)	GUILTY	NOT GUILTY	UNKNOWN PLEA TYPE	Total
Felony Charges	Original_Plea	5 2.29%	24 11.01%	189 86.70%	218 100.00%
	Final_Plea	27 12.39%	2 0.92%	189 86.70%	218 100.00%
Felony amended to Non-Felony	Original_Plea	-	3 27.27%	8 72.73%	11 100.00%
	Final_Plea	3 27.27%	-	8 72.73%	11 100.00%

27A.460 (5) Percentage of pleas as charges;  
27A.460 (6) Percentage of pleas to reduce charges;

Cases can have multiple charges which are heard either by a court trial, jury trial, no trial or by a combination of trial types. Depending upon the seriousness of the offense and the consequences of a guilty verdict, defendants in criminal cases have the constitutional right to a jury of their peers. In a jury trial, the Judge decides questions of law, and the jury decides whether the defendant is guilty or not guilty on each of the offense(s) charged. In a court trial, the judge decides questions of law and decides if guilty or not guilty on each offense(s) charges. The cases are categorized by how all the charges within the case were disposed. If all charges were disposed by the same trial type, it's counted in the separate category, otherwise, it's counted within the "Mixed Trial" category. If a charge had a nothing entered or it had "no trial" it's counted in the "No Trial" category.

Cases by Trial Type	27A.460 - (7), (8), (9), (10)		JURY TRIAL	NO TRIAL	Total
Felony Amended Down to Non-Felony			-	9 100.00%	9 100.00%
Felony Charges			1 0.90%	110 99.10%	111 100.00%
Felony Convictions			1 1.12%	88 98.88%	89 100.00%

27A.460 (7) Percentage of disposition to guilty as charged by trial;  
27A.460 (8) Percentage of those found guilty of lesser charge by trial;  
27A.460 (9) Percentage of cases where jury trial taken;  
27A.460 (10) Percentage of trials which are bench (court) trials; and

Shock Probation by Disposition Type	27A.440 (3b)		DENIED	GRANTED	Total
0026090 SHOCK PROBATION IN FELONY CONVICTIONS			4 12.50%	27 84.38%	31 96.8750%
0026100 SHOCK PROBATION IN MISDEMEANOR CONVICTIONS			-	1 3.13%	1 3.1250%

27A.440 (3) Cases in which shock probation has been granted:  
(b) Extracted data on shock probation shall be placed in the annual report of the Administrative Office of the Courts.

ADMINISTRATIVE OFFICE OF THE COURTS

Research & Statistics

Annual Report FY 2016

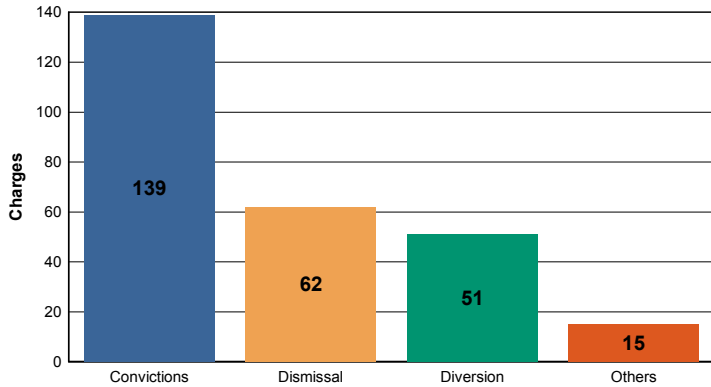
Circuit Court - "Felony" Criminal Cases

ALLEN

Of those 267 felony offenses, 139 (52.06%) were convicted; were acquitted (%); and 62 (23.22%) were dismissed.

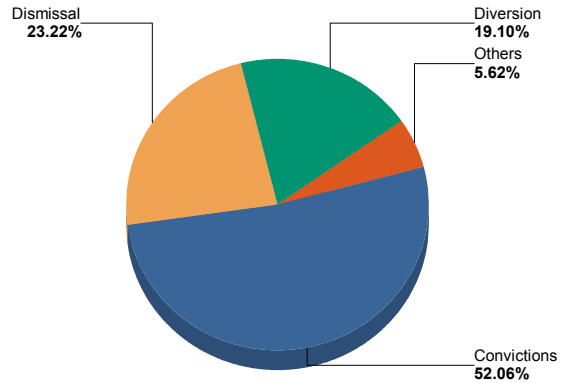
Felony Charges by Disposition Type

27A.460 - (1), (3), (4)



Percent of Charges by Disposition Type

27A.460 - (1), (3), (4)



27A.460 (1) Conviction percentages;

27A.460 (3) Percentage of acquittals;

27A.460(4) Percentage of dismissals;

\* "Others" disposition type include: Denied, Extradition, Grand Jury, Granted, Hung Jury, Merged, Mistrial, No Action Taken By Grand Jury, Other, Pardon - Prior to Adjudication Only, Peace Bond, Remanded, Set Aside/Voided, Sealed Records, Transfer, Drug Court Transfer, Vacated Judgment

Felony Charges Convicted by Disposition Type	GUILTY	Total
	139 100.00%	139 100.00%

27A.460 - (2)	Sentence Records	Jail or Prison Conditionally Discharged	Jail or Prison Suspended	Jail or Prison Time > 0	Net Costs > \$0.00	Net Fines > \$0.00	Net Home Incarceration Time	Net Home Incarceration Time Suspended	Net Probation Time Supervised	Net Probation Time Unsupervised	Net Suspended Costs > \$0.00	Net Suspended Fines > \$0.00	Other Conditions
Convicted	138	1 0.72%	87 63.04%	136 98.55%	73 52.90%	1 0.72%			87 63.04%				57 41.30%
Dismissed	1												
Others	1												
	140	1	87	136	73	1			87				57

27A.460 (2) Percentages of fines, imprisonment, or other penalty assessment;

\* Percentages are based on total sentence records per category (convicted, acquitted...etc)

\* There can be multiple sentence conditions to a single charge.

**ADMINISTRATIVE OFFICE OF THE COURTS**

Research & Statistics

**Annual Report FY 2016**

**Circuit Court - "Felony" Criminal Cases**

**ANDERSON**

Plea Type	27A.460 - (5), (6)	GUILTY	NOT GUILTY	UNKNOWN PLEA TYPE	Total
		Felony Charges	Original_Plea 47 17.60%	142 53.18%	78 29.21%
	Final_Plea	187 70.04%	2 0.75%	78 29.21%	267 100.00%
Felony amended to Non-Felony	Original_Plea	- 0.00%	13 86.67%	2 13.33%	15 100.00%
	Final_Plea	- 0.00%	13 86.67%	2 13.33%	15 100.00%

27A.460 (5) Percentage of pleas as charges;  
27A.460 (6) Percentage of pleas to reduce charges;

Cases can have multiple charges which are heard either by a court trial, jury trial, no trial or by a combination of trial types. Depending upon the seriousness of the offense and the consequences of a guilty verdict, defendants in criminal cases have the constitutional right to a jury of their peers. In a jury trial, the Judge decides questions of law, and the jury decides whether the defendant is guilty or not guilty on each of the offense(s) charged. In a court trial, the judge decides questions of law and decides if guilty or not guilty on each offense(s) charges. The cases are categorized by how all the charges within the case were disposed. If all charges were disposed by the same trial type, it's counted in the separate category, otherwise, it's counted within the "Mixed Trial" category. If a charge had a nothing entered or it had "no trial" it's counted in the "No Trial" category.

Cases by Trial Type	27A.460 - (7), (8), (9), (10)	JURY TRIAL	NO TRIAL	Total
Felony Amended Down to Non-Felony		-	14 100.00%	14 100.00%
Felony Charges		2 1.33%	149 99.33%	151 100.67%
Felony Convictions		2 2.53%	78 98.73%	80 101.27%

27A.460 (7) Percentage of disposition to guilty as charged by trial;  
27A.460 (8) Percentage of those found guilty of lesser charge by trial;  
27A.460 (9) Percentage of cases where jury trial taken;  
27A.460 (10) Percentage of trials which are bench (court) trials; and

Shock Probation by Disposition Type	27A.440 (3b)	DENIED	GRANTED	Total
0026090 SHOCK PROBATION IN FELONY CONVICTIONS		27 96.43%	1 3.57%	28 100.0000%

27A.440 (3) Cases in which shock probation has been granted:  
(b) Extracted data on shock probation shall be placed in the annual report of the Administrative Office of the Courts.

ADMINISTRATIVE OFFICE OF THE COURTS

Research & Statistics

Annual Report FY 2016

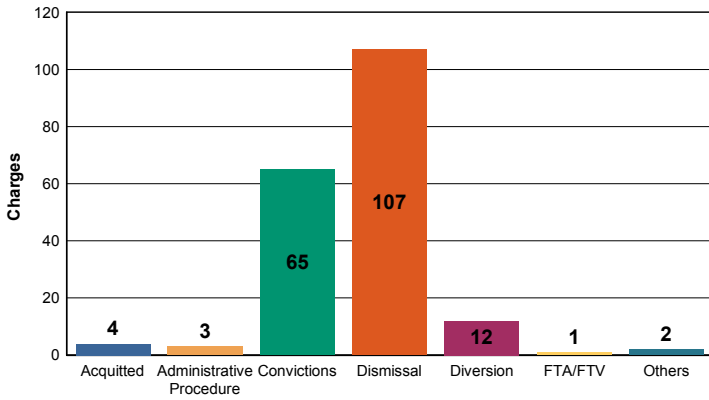
Circuit Court - "Felony" Criminal Cases

ANDERSON

Of those 194 felony offenses, 65 (33.51%) were convicted; 4 were acquitted (2.06%); and 107 (55.15%) were dismissed.

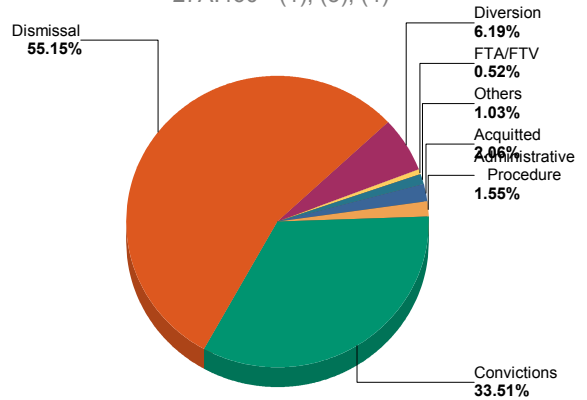
Felony Charges by Disposition Type

27A.460 - (1), (3), (4)



Percent of Charges by Disposition Type

27A.460 - (1), (3), (4)



27A.460 (1) Conviction percentages;

27A.460 (3) Percentage of acquittals;

27A.460(4) Percentage of dismissals;

\* "Others" disposition type include: Denied, Extradition, Grand Jury, Granted, Hung Jury, Merged, Mistrial, No Action Taken By Grand Jury, Other, Pardon - Prior to Adjudication Only, Peace Bond, Remanded, Set Aside/Voided, Sealed Records, Transfer, Drug Court Transfer, Vacated Judgment

Felony Charges Convicted by Disposition Type	GUILTY	Total
	65	65
	100.00%	100.00%

27A.460 - (2)	Sentence Records	Jail or Prison Conditionally Discharged	Jail or Prison Suspended	Jail or Prison Time > 0	Net Costs > \$0.00	Net Fines > \$0.00	Net Home Incarceration Time	Net Home Incarceration Time Suspended	Net Probation Time Supervised	Net Probation Time Unsupervised	Net Suspended Costs > \$0.00	Net Suspended Fines > \$0.00	Other Conditions
Convicted	65		21	65	38				21				23
			32.31%	100.00%	58.46%				32.31%				35.38%
	65		21	65	38				21				23

27A.460 (2) Percentages of fines, imprisonment, or other penalty assessment;

\* Percentages are based on total sentence records per category (convicted, acquitted...etc)

\* There can be multiple sentence conditions to a single charge.



**ADMINISTRATIVE OFFICE OF THE COURTS**

Research & Statistics

**Annual Report FY 2016**

**Circuit Court - "Felony" Criminal Cases**

**BALLARD**

Plea Type	27A.460 - (5), (6)	NOT GUILTY	UNKNOWN PLEA TYPE	Total
Felony Charges	Original_Plea	4 2.06%	190 97.94%	194 100.00%
	Final_Plea	4 2.06%	190 97.94%	194 100.00%
Felony amended to Non-Felony	Original_Plea	-	3 100.00%	3 100.00%
	Final_Plea	-	3 100.00%	3 100.00%

27A.460 (5) Percentage of pleas as charges;

27A.460 (6) Percentage of pleas to reduce charges;

Cases can have multiple charges which are heard either by a court trial, jury trial, no trial or by a combination of trial types. Depending upon the seriousness of the offense and the consequences of a guilty verdict, defendants in criminal cases have the constitutional right to a jury of their peers. In a jury trial, the Judge decides questions of law, and the jury decides whether the defendant is guilty or not guilty on each of the offense(s) charged. In a court trial, the judge decides questions of law and decides if guilty or not guilty on each offense(s) charges. The cases are categorized by how all the charges within the case were disposed. If all charges were disposed by the same trial type, it's counted in the separate category, otherwise, it's counted within the "Mixed Trial" category. If a charge had a nothing entered or it had "no trial" it's counted in the "No Trial" category.

Cases by Trial Type	27A.460 - (7), (8), (9), (10)	JURY TRIAL	NO TRIAL	Total
Felony Amended Down to Non-Felony		-	3 100.00%	3 100.00%
Felony Charges		1 1.11%	89 98.89%	90 100.00%
Felony Convictions		-	46 100.00%	46 100.00%

27A.460 (7) Percentage of disposition to guilty as charged by trial;

27A.460 (8) Percentage of those found guilty of lesser charge by trial;

27A.460 (9) Percentage of cases where jury trial taken;

27A.460 (10) Percentage of trials which are bench (court) trials; and

**Shock Probation by Disposition Type**

27A.440 (3b)

	DENIED	GRANTED	WITHDRAWN	Total
0026090 SHOCK PROBATION IN FELONY CONVICTIONS	41 64.06%	21 32.81%	2 3.13%	64 100.0000%

27A.440 (3) Cases in which shock probation has been granted:

(b) Extracted data on shock probation shall be placed in the annual report of the Administrative Office of the Courts.

ADMINISTRATIVE OFFICE OF THE COURTS

Research & Statistics

Annual Report FY 2016

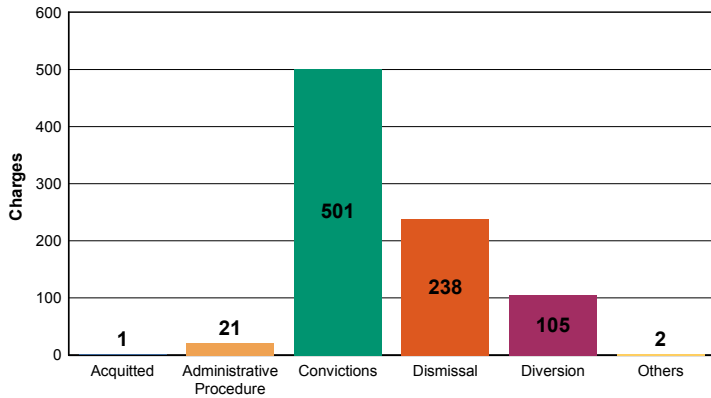
Circuit Court - "Felony" Criminal Cases

**BALLARD**

Of those 868 felony offenses, 501 (57.72%) were convicted; 1 were acquitted (0.12%); and 238 (27.42%) were dismissed.

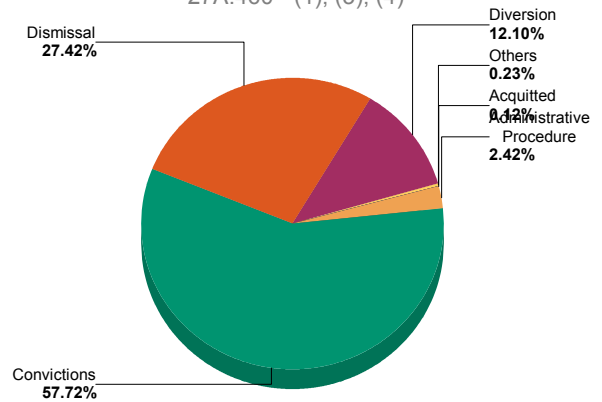
**Felony Charges by Disposition Type**

27A.460 - (1), (3), (4)



**Percent of Charges by Disposition Type**

27A.460 - (1), (3), (4)



27A.460 (1) Conviction percentages;

27A.460 (3) Percentage of acquittals;

27A.460(4) Percentage of dismissals;

\* "Others" disposition type include: Denied, Extradition, Grand Jury, Granted, Hung Jury, Merged, Mistrial, No Action Taken By Grand Jury, Other, Pardon - Prior to Adjudication Only, Peace Bond, Remanded, Set Aside/Voided, Sealed Records, Transfer, Drug Court Transfer, Vacated Judgment

Felony Charges Convicted by Disposition Type	ENHANCED	GUILTY	Total
	12 2.40%	489 97.60%	501 100.00%

27A.460 - (2)	Sentence Records	Jail or Prison Conditionally Discharged	Jail or Prison Suspended	Jail or Prison Time > 0	Net Costs > \$0.00	Net Fines > \$0.00	Net Home Incarceration Time	Net Home Incarceration Time Suspended	Net Probation Time Supervised	Net Probation Time Unsupervised	Net Suspended Costs > \$0.00	Net Suspended Fines > \$0.00	Other Conditions
Convicted	490	-	275 56.12%	490 100.00%	261 53.27%	245 50.00%	2 0.41%	-	255 52.04%	5 1.02%	-	-	331 67.55%
Dismissed	3	-	2 66.67%	3 100.00%	2 66.67%	1 33.33%	-	-	2 66.67%	-	-	-	1 33.33%
Diverted	2	-	2 100.00%	2 100.00%	-	-	-	-	2 100.00%	-	-	-	2 100.00%
	495	-	279	495	263	246	2	-	259	5	-	-	334

27A.460 (2) Percentages of fines, imprisonment, or other penalty assessment;

\* Percentages are based on total sentence records per category (convicted, acquitted...etc)

\* There can be multiple sentence conditions to a single charge.

**ADMINISTRATIVE OFFICE OF THE COURTS**

Research & Statistics

**Annual Report FY 2016**

**Circuit Court - "Felony" Criminal Cases**

**BARREN**

Plea Type		27A.460 - (5), (6)	GUILTY	NOT GUILTY	UNKNOWN PLEA TYPE	Total
Felony Charges	Original_Plea		485 55.88%	4 0.46%	379 43.66%	868 100.00%
	Final_Plea		485 55.88%	4 0.46%	379 43.66%	868 100.00%
Felony amended to Non-Felony	Original_Plea		-	-	16 100.00%	16 100.00%
	Final_Plea		-	-	16 100.00%	16 100.00%

27A.460 (5) Percentage of pleas as charges;  
27A.460 (6) Percentage of pleas to reduce charges;

Cases can have multiple charges which are heard either by a court trial, jury trial, no trial or by a combination of trial types. Depending upon the seriousness of the offense and the consequences of a guilty verdict, defendants in criminal cases have the constitutional right to a jury of their peers. In a jury trial, the Judge decides questions of law, and the jury decides whether the defendant is guilty or not guilty on each of the offense(s) charged. In a court trial, the judge decides questions of law and decides if guilty or not guilty on each offense(s) charges. The cases are categorized by how all the charges within the case were disposed. If all charges were disposed by the same trial type, it's counted in the separate category, otherwise, it's counted within the "Mixed Trial" category. If a charge had a nothing entered or it had "no trial" it's counted in the "No Trial" category.

Cases by Trial Type	27A.460 - (7), (8), (9), (10)	JURY TRIAL	NO TRIAL	Total
Felony Amended Down to Non-Felony		-	16 100.00%	16 100.00%
Felony Charges		1 0.22%	447 99.78%	448 100.00%
Felony Convictions		1 0.36%	274 99.64%	275 100.00%

27A.460 (7) Percentage of disposition to guilty as charged by trial;  
27A.460 (8) Percentage of those found guilty of lesser charge by trial;  
27A.460 (9) Percentage of cases where jury trial taken;  
27A.460 (10) Percentage of trials which are bench (court) trials; and

Shock Probation by Disposition Type	27A.440 (3b)	DENIED	GRANTED	Total
0026090 SHOCK PROBATION IN FELONY CONVICTIONS		119 88.81%	14 10.45%	133 99.2538%
0026100 SHOCK PROBATION IN MISDEMEANOR CONVICTIONS		-	1 0.75%	1 0.7463%

27A.440 (3) Cases in which shock probation has been granted:  
(b) Extracted data on shock probation shall be placed in the annual report of the Administrative Office of the Courts.

ADMINISTRATIVE OFFICE OF THE COURTS

Research & Statistics

Annual Report FY 2016

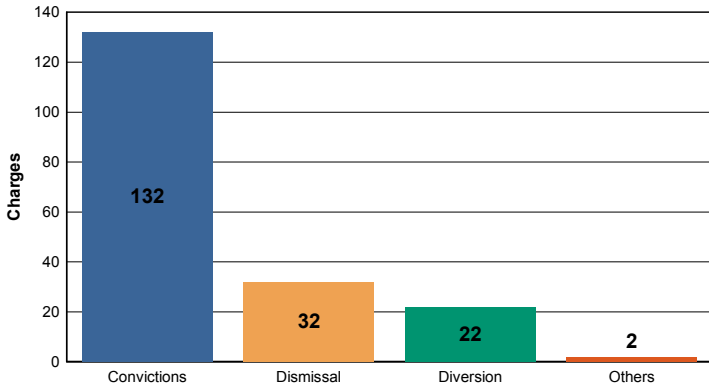
Circuit Court - "Felony" Criminal Cases

BARREN

Of those 188 felony offenses, 132 (70.21%) were convicted; were acquitted (%); and 32 (17.02%) were dismissed.

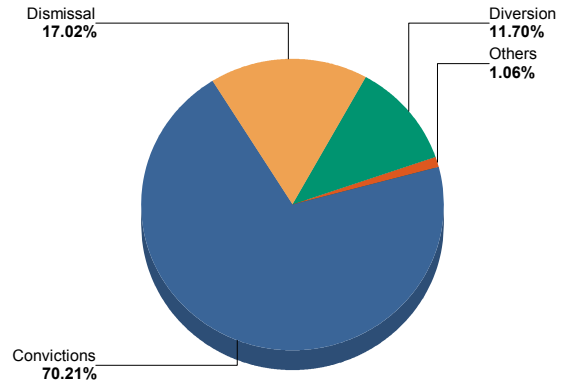
Felony Charges by Disposition Type

27A.460 - (1), (3), (4)



Percent of Charges by Disposition Type

27A.460 - (1), (3), (4)



27A.460 (1) Conviction percentages;

27A.460 (3) Percentage of acquittals;

27A.460(4) Percentage of dismissals;

\* "Others" disposition type include: Denied, Extradition, Grand Jury, Granted, Hung Jury, Merged, Mistrial, No Action Taken By Grand Jury, Other, Pardon - Prior to Adjudication Only, Peace Bond, Remanded, Set Aside/Voided, Sealed Records, Transfer, Drug Court Transfer, Vacated Judgment

Felony Charges Convicted by Disposition Type	ENHANCED	GUILTY	Total
	13 9.85%	119 90.15%	132 100.00%

27A.460 - (2)	Sentence Records	Jail or Prison Conditionally Discharged	Jail or Prison Suspended	Jail or Prison Time > 0	Net Costs > \$0.00	Net Fines > \$0.00	Net Home Incarceration Time	Net Home Incarceration Time Suspended	Net Probation Time Supervised	Net Probation Time Unsupervised	Net Suspended Costs > \$0.00	Net Suspended Fines > \$0.00	Other Conditions
Convicted	118	-	24 20.34%	115 97.46%	60 50.85%	-	-	-	22 18.64%	2 1.69%	-	-	43 36.44%
Dismissed	2	-	-	-	2 100.00%	-	-	-	-	-	-	-	-
Diverted	10	-	1 10.00%	1 10.00%	9 90.00%	-	-	-	1 10.00%	-	-	-	1 10.00%
	130	-	25	116	71	-	-	-	23	2	-	-	44

27A.460 (2) Percentages of fines, imprisonment, or other penalty assessment;

\* Percentages are based on total sentence records per category (convicted, acquitted...etc)

\* There can be multiple sentence conditions to a single charge.

**ADMINISTRATIVE OFFICE OF THE COURTS**

Research & Statistics

**Annual Report FY 2016**

**Circuit Court - "Felony" Criminal Cases**

**BATH**

Plea Type		27A.460 - (5), (6)	GUILTY	NOT GUILTY	UNKNOWN PLEA TYPE	Total
Felony Charges	Original_Plea		<b>20</b> 10.64%	<b>53</b> 28.19%	<b>115</b> 61.17%	<b>188</b> 100.00%
	Final_Plea		<b>73</b> 38.83%	-	<b>115</b> 61.17%	<b>188</b> 100.00%
Felony amended to Non-Felony	Original_Plea		-	-	<b>10</b> 100.00%	<b>10</b> 100.00%
	Final_Plea		-	-	<b>10</b> 100.00%	<b>10</b> 100.00%

27A.460 (5) Percentage of pleas as charges;  
27A.460 (6) Percentage of pleas to reduce charges;

Cases can have multiple charges which are heard either by a court trial, jury trial, no trial or by a combination of trial types. Depending upon the seriousness of the offense and the consequences of a guilty verdict, defendants in criminal cases have the constitutional right to a jury of their peers. In a jury trial, the Judge decides questions of law, and the jury decides whether the defendant is guilty or not guilty on each of the offense(s) charged. In a court trial, the judge decides questions of law and decides if guilty or not guilty on each offense(s) charges. The cases are categorized by how all the charges within the case were disposed. If all charges were disposed by the same trial type, it's counted in the separate category, otherwise, it's counted within the "Mixed Trial" category. If a charge had a nothing entered or it had "no trial" it's counted in the "No Trial" category.

Cases by Trial Type	27A.460 - (7), (8), (9), (10)	NO TRIAL	Total
Felony Amended Down to Non-Felony		<b>9</b> 100.00%	<b>9</b> 100.00%
Felony Charges		<b>99</b> 100.00%	<b>99</b> 100.00%
Felony Convictions		<b>64</b> 100.00%	<b>64</b> 100.00%

27A.460 (7) Percentage of disposition to guilty as charged by trial;  
27A.460 (8) Percentage of those found guilty of lesser charge by trial;  
27A.460 (9) Percentage of cases where jury trial taken;  
27A.460 (10) Percentage of trials which are bench (court) trials; and

Shock Probation by Disposition Type	27A.440 (3b)	DENIED	GRANTED	OTHER	Total
0026090 SHOCK PROBATION IN FELONY CONVICTIONS		<b>17</b> 65.38%	<b>8</b> 30.77%	<b>1</b> 3.85%	<b>26</b> 100.0000%

27A.440 (3) Cases in which shock probation has been granted:  
(b) Extracted data on shock probation shall be placed in the annual report of the Administrative Office of the Courts.

ADMINISTRATIVE OFFICE OF THE COURTS

Research & Statistics

Annual Report FY 2016

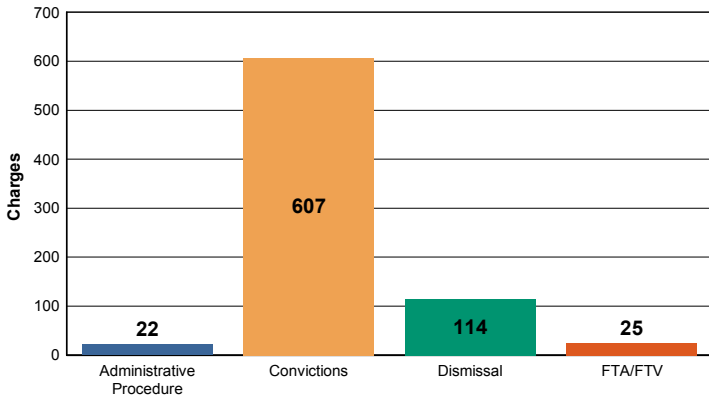
Circuit Court - "Felony" Criminal Cases

**BATH**

Of those 768 felony offenses, 607 (79.04%) were convicted; were acquitted (%); and 114 (14.84%) were dismissed.

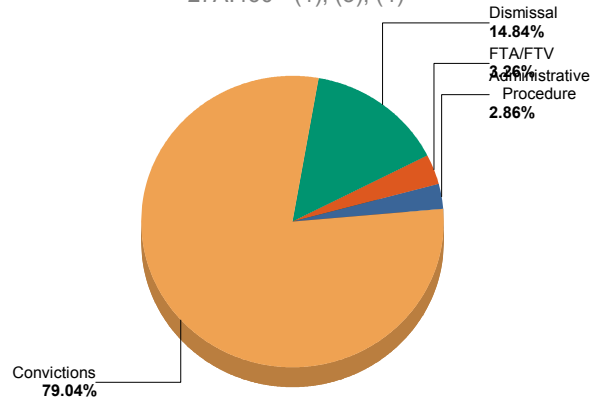
**Felony Charges by Disposition Type**

27A.460 - (1), (3), (4)



**Percent of Charges by Disposition Type**

27A.460 - (1), (3), (4)



27A.460 (1) Conviction percentages;

27A.460 (3) Percentage of acquittals;

27A.460(4) Percentage of dismissals;

\* "Others" disposition type include: Denied, Extradition, Grand Jury, Granted, Hung Jury, Merged, Mistrial, No Action Taken By Grand Jury, Other, Pardon - Prior to Adjudication Only, Peace Bond, Remanded, Set Aside/Voided, Sealed Records, Transfer, Drug Court Transfer, Vacated Judgment

Felony Charges Convicted by Disposition Type	ENHANCED	GUILTY	Total
	34 5.60%	573 94.40%	607 100.00%

27A.460 - (2)	Sentence Records	Jail or Prison Conditionally Discharged	Jail or Prison Suspended	Jail or Prison Time > 0	Net Costs > \$0.00	Net Fines > \$0.00	Net Home Incarceration Time	Net Home Incarceration Time Suspended	Net Probation Time Supervised	Net Probation Time Unsupervised	Net Suspended Costs > \$0.00	Net Suspended Fines > \$0.00	Other Conditions
Convicted	579	-	145 25.04%	579 100.00%	218 37.65%	1 0.17%	-	-	116 20.03%	28 4.84%	-	-	45 7.77%
	579	-	145	579	218	1	-	-	116	28	-	-	45

27A.460 (2) Percentages of fines, imprisonment, or other penalty assessment;

\* Percentages are based on total sentence records per category (convicted, acquitted...etc)

\* There can be multiple sentence conditions to a single charge.

**ADMINISTRATIVE OFFICE OF THE COURTS**

Research & Statistics

**Annual Report FY 2016**

**Circuit Court - "Felony" Criminal Cases**

**BELL**

Plea Type		27A.460 - (5), (6)		GUILTY	NOT GUILTY	UNKNOWN PLEA TYPE	Total
Felony Charges	Original_Plea	<b>67</b>	<b>632</b>	8.72%	82.29%	8.98%	<b>768</b> 100.00%
	Final_Plea	<b>588</b>	<b>111</b>	76.56%	14.45%	8.98%	<b>768</b> 100.00%
Felony amended to Non-Felony	Original_Plea	-	<b>20</b>	0.00%	50.00%	50.00%	<b>40</b> 100.00%
	Final_Plea	-	<b>20</b>	0.00%	50.00%	50.00%	<b>40</b> 100.00%

27A.460 (5) Percentage of pleas as charges;

27A.460 (6) Percentage of pleas to reduce charges;

Cases can have multiple charges which are heard either by a court trial, jury trial, no trial or by a combination of trial types. Depending upon the seriousness of the offense and the consequences of a guilty verdict, defendants in criminal cases have the constitutional right to a jury of their peers. In a jury trial, the Judge decides questions of law, and the jury decides whether the defendant is guilty or not guilty on each of the offense(s) charged. In a court trial, the judge decides questions of law and decides if guilty or not guilty on each offense(s) charges. The cases are categorized by how all the charges within the case were disposed. If all charges were disposed by the same trial type, it's counted in the separate category, otherwise, it's counted within the "Mixed Trial" category. If a charge had a nothing entered or it had "no trial" it's counted in the "No Trial" category.

Cases by Trial Type	27A.460 - (7), (8), (9), (10)		JURY TRIAL	NO TRIAL	Total
Felony Amended Down to Non-Felony	-	<b>38</b>		100.00%	<b>38</b> 100.00%
Felony Charges	<b>5</b>	<b>394</b>	1.25%	98.75%	<b>399</b> 100.00%
Felony Convictions	<b>5</b>	<b>337</b>	1.46%	98.54%	<b>342</b> 100.00%

27A.460 (7) Percentage of disposition to guilty as charged by trial;

27A.460 (8) Percentage of those found guilty of lesser charge by trial;

27A.460 (9) Percentage of cases where jury trial taken;

27A.460 (10) Percentage of trials which are bench (court) trials; and

**Shock Probation by Disposition Type**

27A.440 (3b)

	DENIED	GRANTED	Total
0026090 SHOCK PROBATION IN FELONY CONVICTIONS	<b>82</b>	<b>21</b>	<b>103</b>
	78.85%	20.19%	99.0385%
0026100 SHOCK PROBATION IN MISDEMEANOR CONVICTIONS	<b>1</b>	-	<b>1</b>
	0.96%		0.9615%

27A.440 (3) Cases in which shock probation has been granted:

(b) Extracted data on shock probation shall be placed in the annual report of the Administrative Office of the Courts.

**ADMINISTRATIVE OFFICE OF THE COURTS**

Research & Statistics

**Annual Report FY 2016**

**Circuit Court - "Felony" Criminal Cases**

**BELL**

**Youthful Offenders**

Note: Per statute 635.020 (7) If a person who is eighteen (18) or older and before the court is charged with a felony that occurred prior to his eighteenth birthday, the court shall, upon motion of the county attorney made prior to adjudication, and after the county attorney has consulted with the Commonwealth's attorney, that the child be proceeded against as a youthful offender, proceed in accordance with the provisions of KRS 640.010.

The youthful offender data is pulled by looking at the circuit criminal cases with defendant's age calculated from date of birth to the case filing date, which is under 18, however, those eighteen(18) or older may not be accounted.

There were 1 felony level offenses and 0 non-felony level offenses disposed within 1 circuit criminal cases during the fiscal year. Non-felony offenses include misdemeanor, violation, local ordinance or other level offense(s) within those cases.

27A.460 - (11)	Charges	Cases
Felony	1	1
Felony amended to Non-Felony	-	

**27A.460 (11) The number of juvenile offenders tried as an adult.**

Of the 1 felony level offenses disposed within the youthful offender cases, 1 (100.00%) charges were convicted.

Youthful Offender	Convictions	Total
Felony Charges by Disposition Type	1 100.00%	1 100.00%

Youthful Offender	GUILTY	Total
Felony Charges Convicted by Disposition Type	1 100.00%	1 100.00%



ADMINISTRATIVE OFFICE OF THE COURTS

Research & Statistics

Annual Report FY 2016

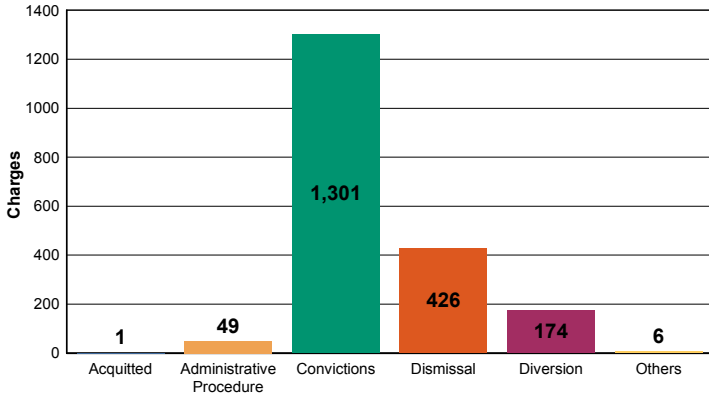
Circuit Court - "Felony" Criminal Cases

BOONE

Of those 1,957 felony offenses, 1,301 (66.48%) were convicted; 1 were acquitted (0.05%); and 426 (21.77%) were dismissed.

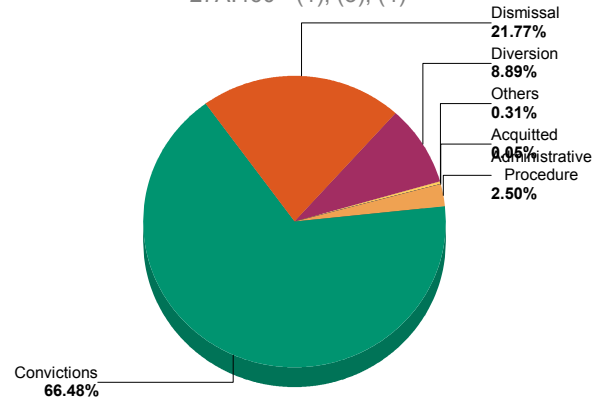
**Felony Charges by Disposition Type**

27A.460 - (1), (3), (4)



**Percent of Charges by Disposition Type**

27A.460 - (1), (3), (4)



27A.460 (1) Conviction percentages;

27A.460 (3) Percentage of acquittals;

27A.460(4) Percentage of dismissals;

\* "Others" disposition type include: Denied, Extradition, Grand Jury, Granted, Hung Jury, Merged, Mistrial, No Action Taken By Grand Jury, Other, Pardon - Prior to Adjudication Only, Peace Bond, Remanded, Set Aside/Voided, Sealed Records, Transfer, Drug Court Transfer, Vacated Judgment

	ENHANCED	GUILTY	Total
Felony Charges Convicted by Disposition Type	6 0.46%	1,295 99.54%	1,301 100.00%

**ADMINISTRATIVE OFFICE OF THE COURTS**

Research & Statistics

**Annual Report FY 2016**

**Circuit Court - "Felony" Criminal Cases**

**BOONE**

27A.460 - (2)	Sentence Records	Jail or Prison Conditionally Discharged	Jail or Prison Suspended	Jail or Prison Time > 0	Net Costs > \$0.00	Net Fines > \$0.00	Net Home Incarceration Time	Net Home Incarceration Time Suspended	Net Probation Time Supervised	Net Probation Time Unsupervised	Net Suspended Costs > \$0.00	Net Suspended Fines > \$0.00	Other Conditions
AP	1												
Convicted	1,293	20 <i>1.55%</i>	658 <i>50.89%</i>	1,291 <i>99.85%</i>	657 <i>50.81%</i>	642 <i>49.65%</i>			657 <i>50.81%</i>	1 <i>0.08%</i>			52 <i>4.02%</i>
Dismissed	13		4 <i>30.77%</i>	4 <i>30.77%</i>	11 <i>84.62%</i>	3 <i>23.08%</i>			4 <i>30.77%</i>	2 <i>15.38%</i>			
Diverted	76				76 <i>100.00%</i>	62 <i>81.58%</i>							
Others	6	1 <i>16.67%</i>	5 <i>83.33%</i>	6 <i>100.00%</i>	5 <i>83.33%</i>	3 <i>50.00%</i>			5 <i>83.33%</i>				5 <i>83.33%</i>
	1,389	21	667	1,301	749	710			666	3			57

**27A.460 (2) Percentages of fines, imprisonment, or other penalty assessment;**

- \* Percentages are based on total sentence records per category (convicted, acquitted...etc)
- \* There can be multiple sentence conditions to a single charge.

Plea Type	27A.460 - (5), (6)	Plea Type			Total
		GUILTY	NOT GUILTY	UNKNOWN	
Felony Charges	Original_Plea	-	98 <i>5.01%</i>	1,859 <i>94.99%</i>	1,957 <i>100.00%</i>
	Final_Plea	97 <i>4.96%</i>	1 <i>0.05%</i>	1,859 <i>94.99%</i>	1,957 <i>100.00%</i>
Felony amended to Non-Felony	Original_Plea	-	-	53 <i>100.00%</i>	53 <i>100.00%</i>
	Final_Plea	-	-	53 <i>100.00%</i>	53 <i>100.00%</i>

**27A.460 (5) Percentage of pleas as charges;**

**27A.460 (6) Percentage of pleas to reduce charges;**

Cases can have multiple charges which are heard either by a court trial, jury trial, no trial or by a combination of trial types. Depending upon the seriousness of the offense and the consequences of a guilty verdict, defendants in criminal cases have the constitutional right to a jury of their peers. In a jury trial, the Judge decides questions of law, and the jury decides whether the defendant is guilty or not guilty on each of the offense(s) charged. In a court trial, the judge decides questions of law and decides if guilty or not guilty on each offense(s) charges. The cases are categorized by how all the charges within the case were disposed. If all charges were disposed by the same trial type, it's counted in the separate category, otherwise, it's counted within the "Mixed Trial" category. If a charge had a nothing entered or it had "no trial" it's counted in the "No Trial" category.

Cases by Trial Type	27A.460 - (7), (8), (9), (10)	JURY TRIAL	NO TRIAL	Total
Felony Amended Down to Non-Felony		-	46 <i>100.00%</i>	46 <i>100.00%</i>
Felony Charges		1 <i>0.10%</i>	994 <i>99.90%</i>	995 <i>100.00%</i>
Felony Convictions		-	685 <i>100.00%</i>	685 <i>100.00%</i>

**27A.460 (7) Percentage of disposition to guilty as charged by trial;**

**27A.460 (8) Percentage of those found guilty of lesser charge by trial;**

**27A.460 (9) Percentage of cases where jury trial taken;**

**27A.460 (10) Percentage of trials which are bench (court) trials; and**

ADMINISTRATIVE OFFICE OF THE COURTS

Research & Statistics

Annual Report FY 2016

Circuit Court - "Felony" Criminal Cases

BOONE

Shock Probation by  
Disposition Type

27A.440 (3b)

	GRANTED	Total
0026090 SHOCK PROBATION IN FELONY CONVICTIONS	5 100.00%	5 100.0000%

27A.440 (3) Cases in which shock probation has been granted:

(b) Extracted data on shock probation shall be placed in the annual report of the Administrative Office of the Courts.

ADMINISTRATIVE OFFICE OF THE COURTS

Research & Statistics

Annual Report FY 2016

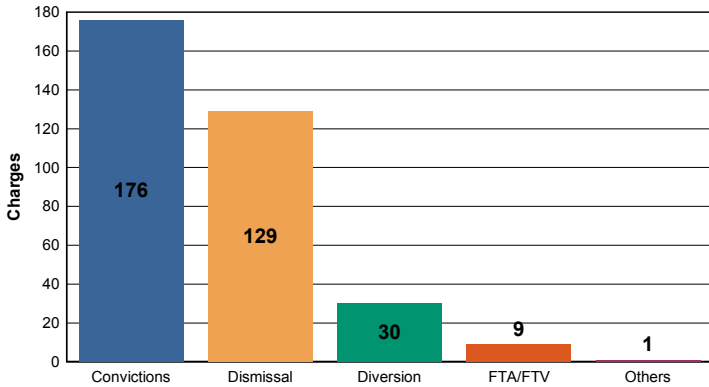
Circuit Court - "Felony" Criminal Cases

**BOURBON**

Of those 345 felony offenses, 176 (51.01%) were convicted; were acquitted (%); and 129 (37.39%) were dismissed.

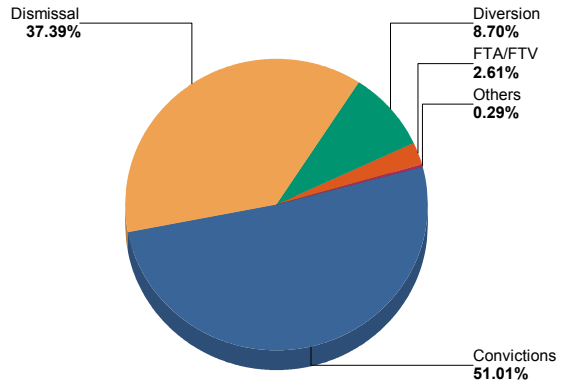
**Felony Charges by Disposition Type**

27A.460 - (1), (3), (4)



**Percent of Charges by Disposition Type**

27A.460 - (1), (3), (4)



27A.460 (1) Conviction percentages;

27A.460 (3) Percentage of acquittals;

27A.460(4) Percentage of dismissals;

\* "Others" disposition type include: Denied, Extradition, Grand Jury, Granted, Hung Jury, Merged, Mistrial, No Action Taken By Grand Jury, Other, Pardon - Prior to Adjudication Only, Peace Bond, Remanded, Set Aside/Voided, Sealed Records, Transfer, Drug Court Transfer, Vacated Judgment

Felony Charges Convicted by Disposition Type	ENHANCED	GUILTY	Total
	8 4.55%	168 95.45%	176 100.00%

27A.460 - (2)	Sentence Records	Jail or Prison Conditionally Discharged	Jail or Prison Suspended	Jail or Prison Time > 0	Net Costs > \$0.00	Net Fines > \$0.00	Net Home Incarceration Time	Net Home Incarceration Time Suspended	Net Probation Time Supervised	Net Probation Time Unsupervised	Net Suspended Costs > \$0.00	Net Suspended Fines > \$0.00	Other Conditions
Convicted	170	46	168	69	40.59%				43	3			12
		27.06%	98.82%	98.82%	40.59%				25.29%	1.76%			7.06%
Dismissed	25	24	24	8	32.00%				21	2			1
		96.00%	96.00%	96.00%	32.00%				84.00%	8.00%			4.00%
Others	1	1	1	1	100.00%				1				1
		100.00%	100.00%	100.00%	100.00%				100.00%				100.00%
	196	71	193	78					65	5			14

27A.460 (2) Percentages of fines, imprisonment, or other penalty assessment;

\* Percentages are based on total sentence records per category (convicted, acquitted...etc)

\* There can be multiple sentence conditions to a single charge.

**ADMINISTRATIVE OFFICE OF THE COURTS**

Research & Statistics

**Annual Report FY 2016**

**Circuit Court - "Felony" Criminal Cases**

**BOURBON**

Plea Type	27A.460 - (5), (6)	GUILTY	NOT GUILTY	UNKNOWN PLEA TYPE	Total
		Felony Charges	Original_Plea	-	3
		0.00%	0.87%	99.13%	100.00%
	Final_Plea	1	2	342	345
		0.29%	0.58%	99.13%	100.00%
Felony amended to Non-Felony	Original_Plea	-	-	22	22
		0.00%	0.00%	100.00%	100.00%
	Final_Plea	-	-	22	22
		0.00%	0.00%	100.00%	100.00%

27A.460 (5) Percentage of pleas as charges;

27A.460 (6) Percentage of pleas to reduce charges;

Cases can have multiple charges which are heard either by a court trial, jury trial, no trial or by a combination of trial types. Depending upon the seriousness of the offense and the consequences of a guilty verdict, defendants in criminal cases have the constitutional right to a jury of their peers. In a jury trial, the Judge decides questions of law, and the jury decides whether the defendant is guilty or not guilty on each of the offense(s) charged. In a court trial, the judge decides questions of law and decides if guilty or not guilty on each offense(s) charges. The cases are categorized by how all the charges within the case were disposed. If all charges were disposed by the same trial type, it's counted in the separate category, otherwise, it's counted within the "Mixed Trial" category. If a charge had a nothing entered or it had "no trial" it's counted in the "No Trial" category.

Cases by Trial Type	27A.460 - (7), (8), (9), (10)	JURY TRIAL	NO TRIAL	Total
Felony Amended Down to Non-Felony		-	16	16
			100.00%	100.00%
Felony Charges		1	136	137
		0.73%	99.27%	100.00%
Felony Convictions		1	75	76
		1.32%	98.68%	100.00%

27A.460 (7) Percentage of disposition to guilty as charged by trial;

27A.460 (8) Percentage of those found guilty of lesser charge by trial;

27A.460 (9) Percentage of cases where jury trial taken;

27A.460 (10) Percentage of trials which are bench (court) trials; and

**Shock Probation by Disposition Type**

27A.440 (3b)

	DENIED	GRANTED	WITHDRAWN	Total
0026090 SHOCK PROBATION IN FELONY CONVICTIONS	22	7	2	31
	62.86%	20.00%	5.71%	88.5714%
0026100 SHOCK PROBATION IN MISDEMEANOR CONVICTIONS	2	2	-	4
	5.71%	5.71%		11.4286%

27A.440 (3) Cases in which shock probation has been granted:

(b) Extracted data on shock probation shall be placed in the annual report of the Administrative Office of the Courts.

ADMINISTRATIVE OFFICE OF THE COURTS

Research & Statistics

Annual Report FY 2016

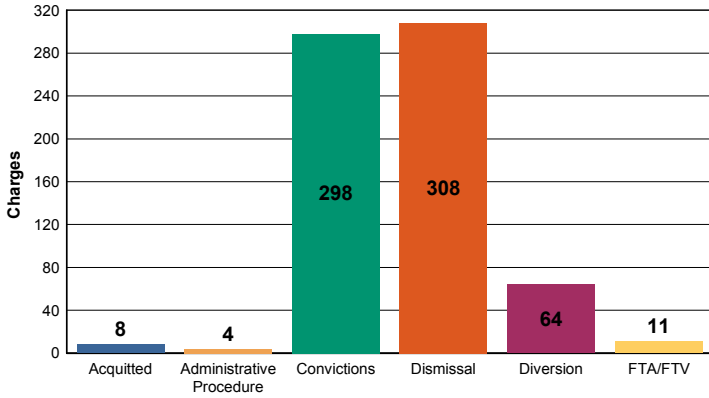
Circuit Court - "Felony" Criminal Cases

**BOURBON**

Of those 693 felony offenses, 298 (43.00%) were convicted; 8 were acquitted (1.15%); and 308 (44.44%) were dismissed.

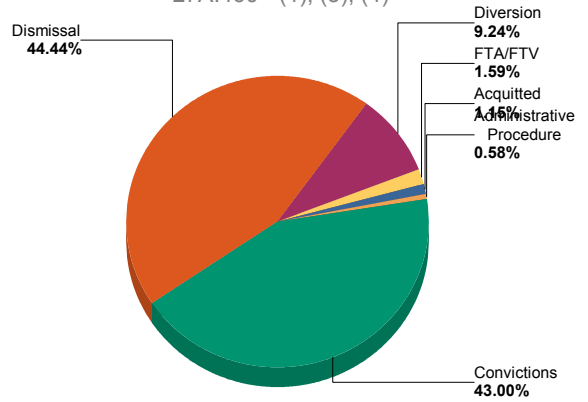
**Felony Charges by Disposition Type**

27A.460 - (1), (3), (4)



**Percent of Charges by Disposition Type**

27A.460 - (1), (3), (4)



27A.460 (1) Conviction percentages;

27A.460 (3) Percentage of acquittals;

27A.460(4) Percentage of dismissals;

\* "Others" disposition type include: Denied, Extradition, Grand Jury, Granted, Hung Jury, Merged, Mistrial, No Action Taken By Grand Jury, Other, Pardon - Prior to Adjudication Only, Peace Bond, Remanded, Set Aside/Voided, Sealed Records, Transfer, Drug Court Transfer, Vacated Judgment

Felony Charges Convicted by Disposition Type	ENHANCED	GUILTY	Total
	1 0.34%	297 99.66%	298 100.00%

27A.460 - (2)	Sentence Records	Jail or Prison Conditionally Discharged	Jail or Prison Suspended	Jail or Prison Time > 0	Net Costs > \$0.00	Net Fines > \$0.00	Net Home Incarceration Time	Net Home Incarceration Time Suspended	Net Probation Time Supervised	Net Probation Time Unsupervised	Net Suspended Costs > \$0.00	Net Suspended Fines > \$0.00	Other Conditions
Convicted	298	1 0.34%	77 25.84%	297 99.66%	146 48.99%	1 0.34%	-	-	37 12.42%	39 13.09%	-	-	12 4.03%
Dismissed	17	-	1 5.88%	3 17.65%	15 88.24%	-	-	-	1 5.88%	-	-	-	-
Diverted	25	-	2 8.00%	2 8.00%	24 96.00%	-	-	-	-	-	-	-	-
	340	1	80	302	185	1	-	-	38	39	-	-	12

27A.460 (2) Percentages of fines, imprisonment, or other penalty assessment;

\* Percentages are based on total sentence records per category (convicted, acquitted...etc)

\* There can be multiple sentence conditions to a single charge.

**ADMINISTRATIVE OFFICE OF THE COURTS**

Research & Statistics

**Annual Report FY 2016**

**Circuit Court - "Felony" Criminal Cases**

**BOYD**

Plea Type	27A.460 - (5), (6)	GUILTY	NOT GUILTY	UNKNOWN PLEA TYPE	Total
Felony Charges	Original_Plea	12 1.73%	342 49.35%	339 48.92%	693 100.00%
	Final_Plea	332 47.91%	22 3.17%	339 48.92%	693 100.00%
Felony amended to Non-Felony	Original_Plea	-	-	30 100.00%	30 100.00%
	Final_Plea	-	-	30 100.00%	30 100.00%

27A.460 (5) Percentage of pleas as charges;  
27A.460 (6) Percentage of pleas to reduce charges;

Cases can have multiple charges which are heard either by a court trial, jury trial, no trial or by a combination of trial types. Depending upon the seriousness of the offense and the consequences of a guilty verdict, defendants in criminal cases have the constitutional right to a jury of their peers. In a jury trial, the Judge decides questions of law, and the jury decides whether the defendant is guilty or not guilty on each of the offense(s) charged. In a court trial, the judge decides questions of law and decides if guilty or not guilty on each offense(s) charges. The cases are categorized by how all the charges within the case were disposed. If all charges were disposed by the same trial type, it's counted in the separate category, otherwise, it's counted within the "Mixed Trial" category. If a charge had a nothing entered or it had "no trial" it's counted in the "No Trial" category.

Cases by Trial Type	27A.460 - (7), (8), (9), (10)	JURY TRIAL	NO TRIAL	Total
Felony Amended Down to Non-Felony		-	28 100.00%	28 100.00%
Felony Charges		2 0.57%	350 99.72%	352 100.28%
Felony Convictions		2 0.94%	211 99.06%	213 100.00%

27A.460 (7) Percentage of disposition to guilty as charged by trial;  
27A.460 (8) Percentage of those found guilty of lesser charge by trial;  
27A.460 (9) Percentage of cases where jury trial taken;  
27A.460 (10) Percentage of trials which are bench (court) trials; and

Shock Probation by Disposition Type	27A.440 (3b)	DENIED	GRANTED	Total
0026090 SHOCK PROBATION IN FELONY CONVICTIONS		84 95.45%	4 4.55%	88 100.0000%

27A.440 (3) Cases in which shock probation has been granted:  
(b) Extracted data on shock probation shall be placed in the annual report of the Administrative Office of the Courts.

ADMINISTRATIVE OFFICE OF THE COURTS

Research & Statistics

Annual Report FY 2016

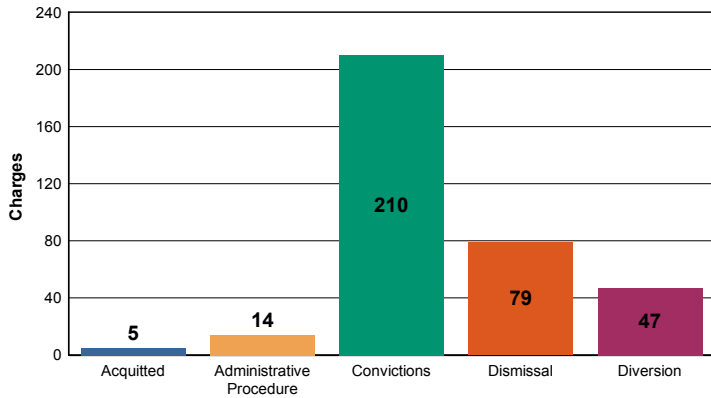
Circuit Court - "Felony" Criminal Cases

BOYD

Of those 355 felony offenses, 210 (59.15%) were convicted; 5 were acquitted (1.41%); and 79 (22.25%) were dismissed.

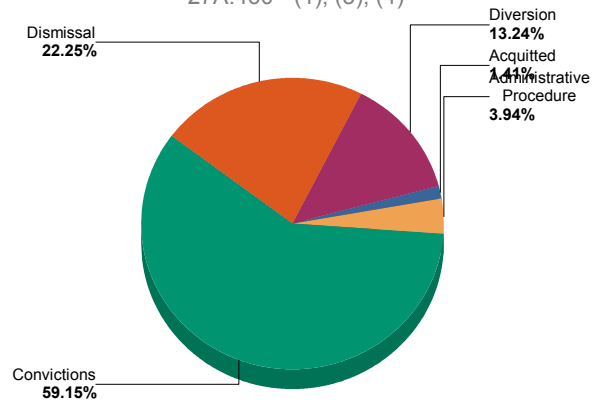
Felony Charges by Disposition Type

27A.460 - (1), (3), (4)



Percent of Charges by Disposition Type

27A.460 - (1), (3), (4)



27A.460 (1) Conviction percentages;

27A.460 (3) Percentage of acquittals;

27A.460(4) Percentage of dismissals;

\* "Others" disposition type include: Denied, Extradition, Grand Jury, Granted, Hung Jury, Merged, Mistrial, No Action Taken By Grand Jury, Other, Pardon - Prior to Adjudication Only, Peace Bond, Remanded, Set Aside/Voided, Sealed Records, Transfer, Drug Court Transfer, Vacated Judgment

Felony Charges Convicted by Disposition Type	ENHANCED	GUILTY	Total
	7 3.33%	203 96.67%	210 100.00%

27A.460 - (2)	Sentence Records	Jail or Prison Conditionally Discharged	Jail or Prison Suspended	Jail or Prison Time > 0	Net Costs > \$0.00	Net Fines > \$0.00	Net Home Incarceration Time	Net Home Incarceration Time Suspended	Net Probation Time Supervised	Net Probation Time Unsupervised	Net Suspended Costs > \$0.00	Net Suspended Fines > \$0.00	Other Conditions
Convicted	203	-	17 8.37%	202 99.51%	119 58.62%	8 3.94%	-	-	17 8.37%	-	-	-	4 1.97%
	203	-	17	202	119	8	-	-	17	-	-	-	4

27A.460 (2) Percentages of fines, imprisonment, or other penalty assessment;

\* Percentages are based on total sentence records per category (convicted, acquitted...etc)

\* There can be multiple sentence conditions to a single charge.



**ADMINISTRATIVE OFFICE OF THE COURTS**

Research & Statistics

**Annual Report FY 2016**

**Circuit Court - "Felony" Criminal Cases**

**BOYLE**

Plea Type		27A.460 - (5), (6)	GUILTY	NOT GUILTY	UNKNOWN PLEA TYPE	Total
Felony Charges	Original_Plea	<b>65</b> 18.31%	<b>269</b> 75.77%	<b>21</b> 5.92%	<b>355</b> 100.00%	
	Final_Plea	<b>276</b> 77.75%	<b>58</b> 16.34%	<b>21</b> 5.92%	<b>355</b> 100.00%	
Felony amended to Non-Felony	Original_Plea	- 0.00%	<b>63</b> 98.44%	<b>1</b> 1.56%	<b>64</b> 100.00%	
	Final_Plea	<b>3</b> 4.69%	<b>60</b> 93.75%	<b>1</b> 1.56%	<b>64</b> 100.00%	

27A.460 (5) Percentage of pleas as charges;  
27A.460 (6) Percentage of pleas to reduce charges;

Cases can have multiple charges which are heard either by a court trial, jury trial, no trial or by a combination of trial types. Depending upon the seriousness of the offense and the consequences of a guilty verdict, defendants in criminal cases have the constitutional right to a jury of their peers. In a jury trial, the Judge decides questions of law, and the jury decides whether the defendant is guilty or not guilty on each of the offense(s) charged. In a court trial, the judge decides questions of law and decides if guilty or not guilty on each offense(s) charges. The cases are categorized by how all the charges within the case were disposed. If all charges were disposed by the same trial type, it's counted in the separate category, otherwise, it's counted within the "Mixed Trial" category. If a charge had a nothing entered or it had "no trial" it's counted in the "No Trial" category.

Cases by Trial Type	27A.460 - (7), (8), (9), (10)	JURY TRIAL	NO TRIAL	Total
Felony Amended Down to Non-Felony		<b>1</b> 1.69%	<b>59</b> 100.00%	<b>60</b> 101.69%
Felony Charges		<b>4</b> 2.02%	<b>194</b> 97.98%	<b>198</b> 100.00%
Felony Convictions		<b>2</b> 1.52%	<b>130</b> 98.48%	<b>132</b> 100.00%

27A.460 (7) Percentage of disposition to guilty as charged by trial;  
27A.460 (8) Percentage of those found guilty of lesser charge by trial;  
27A.460 (9) Percentage of cases where jury trial taken;  
27A.460 (10) Percentage of trials which are bench (court) trials; and

Shock Probation by Disposition Type	27A.440 (3b)	DENIED	GRANTED	Total
0026090 SHOCK PROBATION IN FELONY CONVICTIONS		<b>15</b> 53.57%	<b>1</b> 3.57%	<b>16</b> 57.1428%
0026100 SHOCK PROBATION IN MISDEMEANOR CONVICTIONS		<b>11</b> 39.29%	<b>1</b> 3.57%	<b>12</b> 42.8571%

27A.440 (3) Cases in which shock probation has been granted:  
(b) Extracted data on shock probation shall be placed in the annual report of the Administrative Office of the Courts.

ADMINISTRATIVE OFFICE OF THE COURTS

Research & Statistics

Annual Report FY 2016

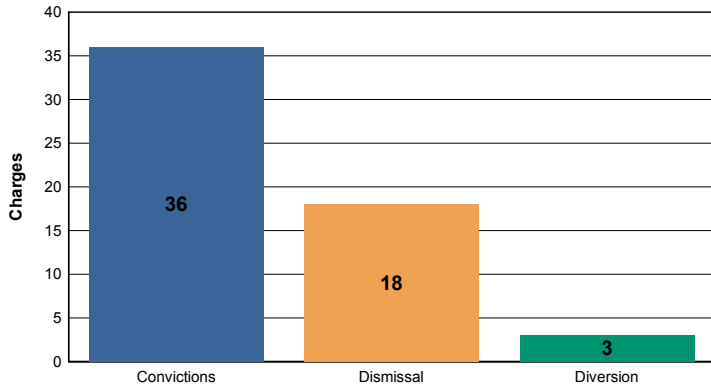
Circuit Court - "Felony" Criminal Cases

**BOYLE**

Of those 57 felony offenses, 36 (63.16%) were convicted; were acquitted (%); and 18 (31.58%) were dismissed.

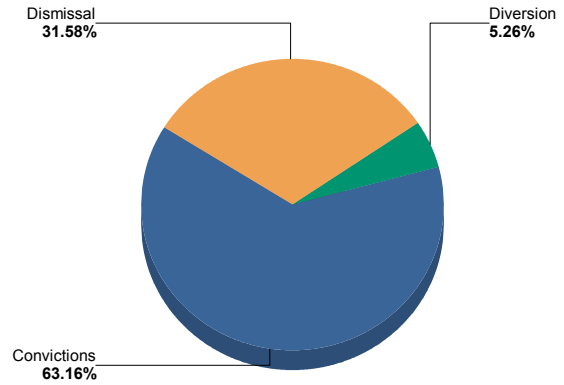
**Felony Charges by Disposition Type**

27A.460 - (1), (3), (4)



**Percent of Charges by Disposition Type**

27A.460 - (1), (3), (4)



27A.460 (1) Conviction percentages;

27A.460 (3) Percentage of acquittals;

27A.460(4) Percentage of dismissals;

\* "Others" disposition type include: Denied, Extradition, Grand Jury, Granted, Hung Jury, Merged, Mistrial, No Action Taken By Grand Jury, Other, Pardon - Prior to Adjudication Only, Peace Bond, Remanded, Set Aside/Voided, Sealed Records, Transfer, Drug Court Transfer, Vacated Judgment

	GUILTY	Total
Felony Charges Convicted by Disposition Type	36 100.00%	36 100.00%

27A.460 - (2)	Sentence Records	Jail or Prison Conditionally Discharged	Jail or Prison Suspended	Jail or Prison Time > 0	Net Costs > \$0.00	Net Fines > \$0.00	Net Home Incarceration Time	Net Home Incarceration Time Suspended	Net Probation Time Supervised	Net Probation Time Unsupervised	Net Suspended Costs > \$0.00	Net Suspended Fines > \$0.00	Other Conditions
Convicted	36	2 5.56%	2 5.56%	2 100.00%	36 61.11%	22 5.56%	2	-	4 11.11%	-	-	-	2 5.56%
	36	2	2	36	22	2	-	-	4	-	-	-	2

27A.460 (2) Percentages of fines, imprisonment, or other penalty assessment;

\* Percentages are based on total sentence records per category (convicted, acquitted...etc)

\* There can be multiple sentence conditions to a single charge.

**ADMINISTRATIVE OFFICE OF THE COURTS**

Research & Statistics

**Annual Report FY 2016**

**Circuit Court - "Felony" Criminal Cases**

**BRACKEN**

Plea Type	27A.460 - (5), (6)	UNKNOWN PLEA TYPE	Total
Felony Charges	Original_Plea	<b>57</b> 100.00%	<b>57</b> 100.00%
	Final_Plea	<b>57</b> 100.00%	<b>57</b> 100.00%
Felony amended to Non-Felony	Original_Plea	<b>5</b> 100.00%	<b>5</b> 100.00%
	Final_Plea	<b>5</b> 100.00%	<b>5</b> 100.00%

27A.460 (5) Percentage of pleas as charges;

27A.460 (6) Percentage of pleas to reduce charges;

Cases can have multiple charges which are heard either by a court trial, jury trial, no trial or by a combination of trial types. Depending upon the seriousness of the offense and the consequences of a guilty verdict, defendants in criminal cases have the constitutional right to a jury of their peers. In a jury trial, the Judge decides questions of law, and the jury decides whether the defendant is guilty or not guilty on each of the offense(s) charged. In a court trial, the judge decides questions of law and decides if guilty or not guilty on each offense(s) charges. The cases are categorized by how all the charges within the case were disposed. If all charges were disposed by the same trial type, it's counted in the separate category, otherwise, it's counted within the "Mixed Trial" category. If a charge had a nothing entered or it had "no trial" it's counted in the "No Trial" category.

Cases by Trial Type	27A.460 - (7), (8), (9), (10)	NO TRIAL	Total
Felony Amended Down to Non-Felony		<b>5</b> 100.00%	<b>5</b> 100.00%
Felony Charges		<b>41</b> 100.00%	<b>41</b> 100.00%
Felony Convictions		<b>27</b> 100.00%	<b>27</b> 100.00%

27A.460 (7) Percentage of disposition to guilty as charged by trial;

27A.460 (8) Percentage of those found guilty of lesser charge by trial;

27A.460 (9) Percentage of cases where jury trial taken;

27A.460 (10) Percentage of trials which are bench (court) trials; and

**Shock Probation by Disposition Type**

27A.440 (3b)

	DENIED	GRANTED	Total
0026090 SHOCK PROBATION IN FELONY CONVICTIONS	<b>28</b> 82.35%	<b>5</b> 14.71%	<b>33</b> 97.0588%
0026100 SHOCK PROBATION IN MISDEMEANOR CONVICTIONS	<b>1</b> 2.94%	<b>-</b>	<b>1</b> 2.9412%

27A.440 (3) Cases in which shock probation has been granted:

(b) Extracted data on shock probation shall be placed in the annual report of the Administrative Office of the Courts.

ADMINISTRATIVE OFFICE OF THE COURTS

Research & Statistics

Annual Report FY 2016

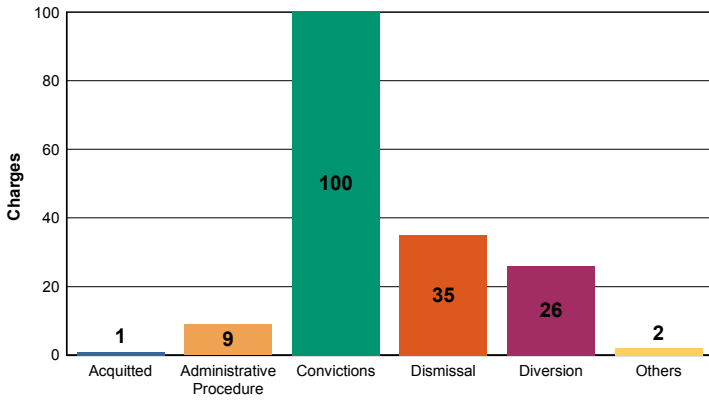
Circuit Court - "Felony" Criminal Cases

BRACKEN

Of those 173 felony offenses, 100 (57.80%) were convicted; 1 were acquitted (0.58%); and 35 (20.23%) were dismissed.

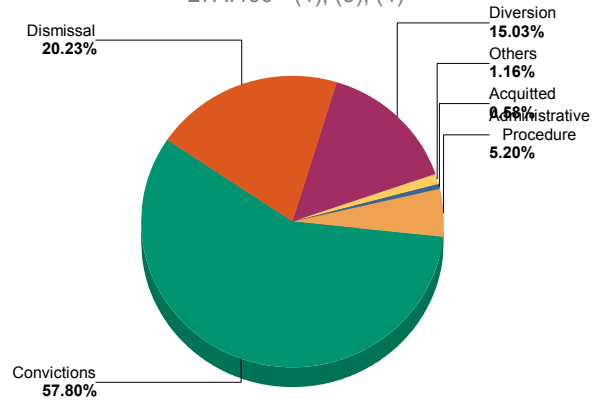
**Felony Charges by Disposition Type**

27A.460 - (1), (3), (4)



**Percent of Charges by Disposition Type**

27A.460 - (1), (3), (4)



27A.460 (1) Conviction percentages;

27A.460 (3) Percentage of acquittals;

27A.460(4) Percentage of dismissals;

\* "Others" disposition type include: Denied, Extradition, Grand Jury, Granted, Hung Jury, Merged, Mistrial, No Action Taken By Grand Jury, Other, Pardon - Prior to Adjudication Only, Peace Bond, Remanded, Set Aside/Voided, Sealed Records, Transfer, Drug Court Transfer, Vacated Judgment

	GUILTY	Total
Felony Charges Convicted by Disposition Type	100 100.00%	100 100.00%

**ADMINISTRATIVE OFFICE OF THE COURTS**

Research & Statistics

**Annual Report FY 2016**

**Circuit Court - "Felony" Criminal Cases**

**BREATHITT**

27A.460 - (2)	Sentence Records	Jail or Prison Conditionally Discharged	Jail or Prison Suspended	Jail or Prison Time > 0	Net Costs > \$0.00	Net Fines > \$0.00	Net Home Incarceration Time	Net Home Incarceration Time Suspended	Net Probation Time Supervised	Net Probation Time Unsupervised	Net Suspended Costs > \$0.00	Net Suspended Fines > \$0.00	Other Conditions
Acquitted	1	-	-	-	1	100.00%	-	-	-	-	-	-	-
Convicted	99	21 21.21%	52 52.53%	89 89.90%	64 64.65%	-	-	37 37.37%	7 7.07%	-	-	-	55 55.56%
Dismissed	2	-	-	-	1	50.00%	-	-	-	-	-	-	-
Diverted	22	5 22.73%	5 22.73%	11 50.00%	21 95.45%	1 4.55%	-	4 18.18%	1 4.55%	-	-	-	16 72.73%
Others	2	-	2 100.00%	2 100.00%	1 50.00%	-	-	2 100.00%	-	-	-	-	2 100.00%
	126	26	59	102	88	1	-	43	8	-	-	-	73

**27A.460 (2) Percentages of fines, imprisonment, or other penalty assessment;**

\* Percentages are based on total sentence records per category (convicted, acquitted...etc)

\* There can be multiple sentence conditions to a single charge.

Plea Type	27A.460 - (5), (6)	GUILTY	NOT GUILTY	UNKNOWN PLEA TYPE	Total
		Felony Charges	Original_Plea -	27 15.61%	146 84.39%
	Final_Plea	9 5.20%	18 10.40%	146 84.39%	173 100.00%

**27A.460 (5) Percentage of pleas as charges;**

**27A.460 (6) Percentage of pleas to reduce charges;**

Cases can have multiple charges which are heard either by a court trial, jury trial, no trial or by a combination of trial types. Depending upon the seriousness of the offense and the consequences of a guilty verdict, defendants in criminal cases have the constitutional right to a jury of their peers. In a jury trial, the Judge decides questions of law, and the jury decides whether the defendant is guilty or not guilty on each of the offense(s) charged. In a court trial, the judge decides questions of law and decides if guilty or not guilty on each offense(s) charges. The cases are categorized by how all the charges within the case were disposed. If all charges were disposed by the same trial type, it's counted in the separate category, otherwise, it's counted within the "Mixed Trial" category. If a charge had a nothing entered or it had "no trial" it's counted in the "No Trial" category.

Cases by Trial Type	27A.460 - (7), (8), (9), (10)	JURY TRIAL	NO TRIAL	Total
Felony Charges		3 2.36%	125 98.43%	128 100.79%
Felony Convictions		2 2.86%	68 97.14%	70 100.00%

**27A.460 (7) Percentage of disposition to guilty as charged by trial;**

**27A.460 (8) Percentage of those found guilty of lesser charge by trial;**

**27A.460 (9) Percentage of cases where jury trial taken;**

**27A.460 (10) Percentage of trials which are bench (court) trials; and**

ADMINISTRATIVE OFFICE OF THE COURTS

Research & Statistics

Annual Report FY 2016

Circuit Court - "Felony" Criminal Cases

**BREATHITT**

**Shock Probation by  
Disposition Type**

27A.440 (3b)

	DENIED	GRANTED	GUILTY	Total
0026090 SHOCK PROBATION IN FELONY CONVICTIONS	17 85.00%	2 10.00%	1 5.00%	20 100.0000%

27A.440 (3) Cases in which shock probation has been granted:

(b) Extracted data on shock probation shall be placed in the annual report of the Administrative Office of the Courts.

ADMINISTRATIVE OFFICE OF THE COURTS

Research & Statistics

Annual Report FY 2016

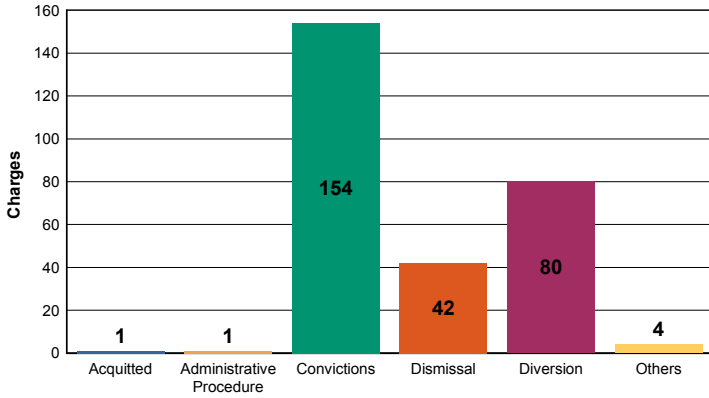
Circuit Court - "Felony" Criminal Cases

**BRECKINRIDGE**

Of those 282 felony offenses, 154 (54.61%) were convicted; 1 were acquitted (0.35%); and 42 (14.89%) were dismissed.

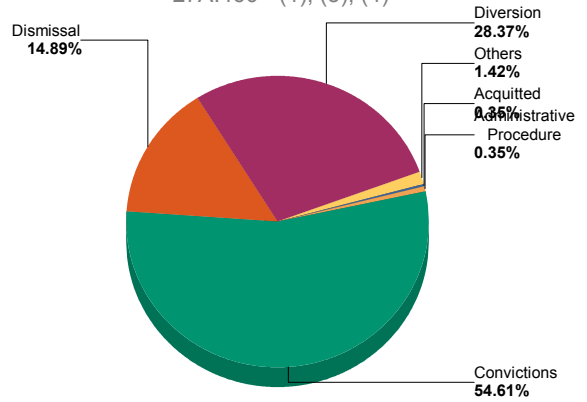
**Felony Charges by Disposition Type**

27A.460 - (1), (3), (4)



**Percent of Charges by Disposition Type**

27A.460 - (1), (3), (4)



27A.460 (1) Conviction percentages;

27A.460 (3) Percentage of acquittals;

27A.460(4) Percentage of dismissals;

\* "Others" disposition type include: Denied, Extradition, Grand Jury, Granted, Hung Jury, Merged, Mistrial, No Action Taken By Grand Jury, Other, Pardon - Prior to Adjudication Only, Peace Bond, Remanded, Set Aside/Voided, Sealed Records, Transfer, Drug Court Transfer, Vacated Judgment

Felony Charges Convicted by Disposition Type	ENHANCED	GUILTY	Total
	12 7.79%	142 92.21%	154 100.00%

27A.460 - (2)	Sentence Records	Jail or Prison Conditionally Discharged	Jail or Prison Suspended	Jail or Prison Time > 0	Net Costs > \$0.00	Net Fines > \$0.00	Net Home Incarceration Time	Net Home Incarceration Time Suspended	Net Probation Time Supervised	Net Probation Time Unsupervised	Net Suspended Costs > \$0.00	Net Suspended Fines > \$0.00	Other Conditions
Convicted	142	1 0.70%	41 28.87%	142 100.00%	31 21.83%	8 5.63%	-	-	31 21.83%	8 5.63%	-	-	15 10.56%
Diverted	9	-	-	-	9 100.00%	-	-	-	-	-	-	-	-
	151	1	41	142	40	8	-	-	31	8	-	-	15

27A.460 (2) Percentages of fines, imprisonment, or other penalty assessment;

\* Percentages are based on total sentence records per category (convicted, acquitted...etc)

\* There can be multiple sentence conditions to a single charge.

**ADMINISTRATIVE OFFICE OF THE COURTS**

Research & Statistics

**Annual Report FY 2016**

**Circuit Court - "Felony" Criminal Cases**

**BRECKINRIDGE**

Plea Type	27A.460 - (5), (6)	GUILTY	NOT GUILTY	UNKNOWN PLEA TYPE	Total
		Felony Charges	Original_Plea 5 1.77%	263 93.26%	14 4.96%
	Final_Plea	242 85.82%	26 9.22%	14 4.96%	282 100.00%
Felony amended to Non-Felony	Original_Plea	- 0.00%	5 71.43%	2 28.57%	7 100.00%
	Final_Plea	- 0.00%	5 71.43%	2 28.57%	7 100.00%

27A.460 (5) Percentage of pleas as charges;  
27A.460 (6) Percentage of pleas to reduce charges;

Cases can have multiple charges which are heard either by a court trial, jury trial, no trial or by a combination of trial types. Depending upon the seriousness of the offense and the consequences of a guilty verdict, defendants in criminal cases have the constitutional right to a jury of their peers. In a jury trial, the Judge decides questions of law, and the jury decides whether the defendant is guilty or not guilty on each of the offense(s) charged. In a court trial, the judge decides questions of law and decides if guilty or not guilty on each offense(s) charges. The cases are categorized by how all the charges within the case were disposed. If all charges were disposed by the same trial type, it's counted in the separate category, otherwise, it's counted within the "Mixed Trial" category. If a charge had a nothing entered or it had "no trial" it's counted in the "No Trial" category.

Cases by Trial Type	27A.460 - (7), (8), (9), (10)		
	JURY TRIAL	NO TRIAL	Total
Felony Amended Down to Non-Felony	-	5 100.00%	5 100.00%
Felony Charges	1 0.78%	127 99.22%	128 100.00%
Felony Convictions	-	86 100.00%	86 100.00%

27A.460 (7) Percentage of disposition to guilty as charged by trial;  
27A.460 (8) Percentage of those found guilty of lesser charge by trial;  
27A.460 (9) Percentage of cases where jury trial taken;  
27A.460 (10) Percentage of trials which are bench (court) trials; and

Shock Probation by Disposition Type	27A.440 (3b)		
	DENIED	GRANTED	Total
0026090 SHOCK PROBATION IN FELONY CONVICTIONS	16 41.03%	23 58.97%	39 100.0000%

27A.440 (3) Cases in which shock probation has been granted:  
(b) Extracted data on shock probation shall be placed in the annual report of the Administrative Office of the Courts.



ADMINISTRATIVE OFFICE OF THE COURTS

Research & Statistics

Annual Report FY 2016

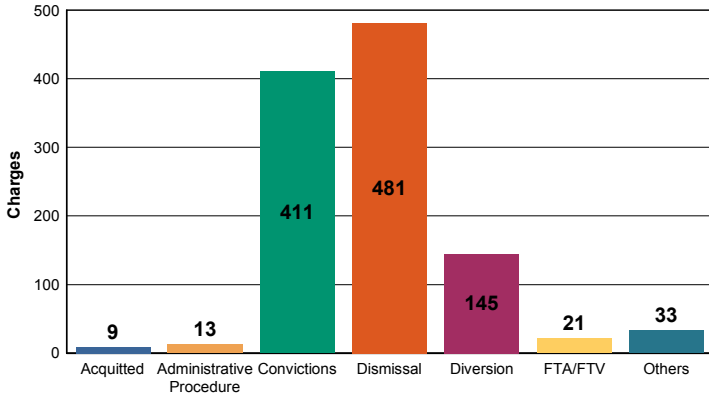
Circuit Court - "Felony" Criminal Cases

**BRECKINRIDGE**

Of those 1,113 felony offenses, 411 (36.93%) were convicted; 9 were acquitted (0.81%); and 481 (43.22%) were dismissed.

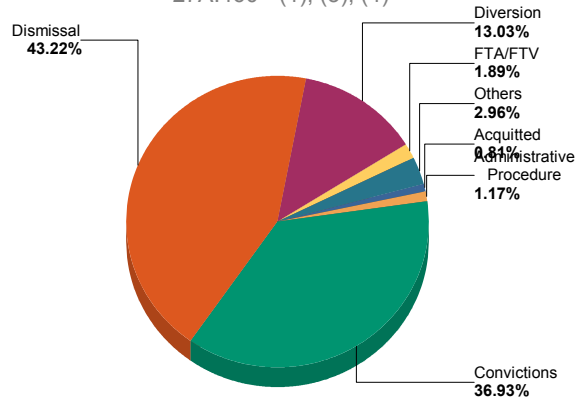
**Felony Charges by Disposition Type**

27A.460 - (1), (3), (4)



**Percent of Charges by Disposition Type**

27A.460 - (1), (3), (4)



27A.460 (1) Conviction percentages;

27A.460 (3) Percentage of acquittals;

27A.460(4) Percentage of dismissals;

\* "Others" disposition type include: Denied, Extradition, Grand Jury, Granted, Hung Jury, Merged, Mistrial, No Action Taken By Grand Jury, Other, Pardon - Prior to Adjudication Only, Peace Bond, Remanded, Set Aside/Voided, Sealed Records, Transfer, Drug Court Transfer, Vacated Judgment

Felony Charges Convicted by Disposition Type	ENHANCED	GUILTY	Total
	1 0.24%	410 99.76%	411 100.00%

27A.460 - (2)	Sentence Records	Jail or Prison Conditionally Discharged	Jail or Prison Suspended	Jail or Prison Time > 0	Net Costs > \$0.00	Net Fines > \$0.00	Net Home Incarceration Time	Net Home Incarceration Time Suspended	Net Probation Time Supervised	Net Probation Time Unsupervised	Net Suspended Costs > \$0.00	Net Suspended Fines > \$0.00	Other Conditions
Convicted	408	3 0.74%	202 49.51%	403 98.77%	121 29.66%	1 0.25%	-	-	200 49.02%	2 0.49%	-	-	120 29.41%
Dismissed	8	-	1 12.50%	4 50.00%	4 50.00%	-	-	-	-	-	-	-	1 12.50%
Diverted	2	-	2 100.00%	2 100.00%	-	-	-	-	2 100.00%	-	-	-	-
	418	3	205	409	125	1	-	-	202	2	-	-	121

27A.460 (2) Percentages of fines, imprisonment, or other penalty assessment;

\* Percentages are based on total sentence records per category (convicted, acquitted...etc)

\* There can be multiple sentence conditions to a single charge.

**ADMINISTRATIVE OFFICE OF THE COURTS**

Research & Statistics

**Annual Report FY 2016**

**Circuit Court - "Felony" Criminal Cases**

**BULLITT**

Plea Type	27A.460 - (5), (6)	GUILTY	NOT GUILTY	UNKNOWN PLEA TYPE	Total
		Felony Charges	Original_Plea	-	722
		0.00%	64.87%	35.13%	100.00%
	Final_Plea	487	235	391	1,113
		43.76%	21.11%	35.13%	100.00%
Felony amended to Non-Felony	Original_Plea	-	-	33	33
		0.00%	0.00%	100.00%	100.00%
	Final_Plea	-	-	33	33
		0.00%	0.00%	100.00%	100.00%

27A.460 (5) Percentage of pleas as charges;  
 27A.460 (6) Percentage of pleas to reduce charges;

Cases can have multiple charges which are heard either by a court trial, jury trial, no trial or by a combination of trial types. Depending upon the seriousness of the offense and the consequences of a guilty verdict, defendants in criminal cases have the constitutional right to a jury of their peers. In a jury trial, the Judge decides questions of law, and the jury decides whether the defendant is guilty or not guilty on each of the offense(s) charged. In a court trial, the judge decides questions of law and decides if guilty or not guilty on each offense(s) charges. The cases are categorized by how all the charges within the case were disposed. If all charges were disposed by the same trial type, it's counted in the separate category, otherwise, it's counted within the "Mixed Trial" category. If a charge had a nothing entered or it had "no trial" it's counted in the "No Trial" category.

Cases by Trial Type	27A.460 - (7), (8), (9), (10)	JURY TRIAL	NO TRIAL	Total
Felony Amended Down to Non-Felony		-	32	32
			100.00%	100.00%
Felony Charges		3	556	559
		0.54%	99.46%	100.00%
Felony Convictions		-	265	265
			100.00%	100.00%

27A.460 (7) Percentage of disposition to guilty as charged by trial;  
 27A.460 (8) Percentage of those found guilty of lesser charge by trial;  
 27A.460 (9) Percentage of cases where jury trial taken;  
 27A.460 (10) Percentage of trials which are bench (court) trials; and

Shock Probation by Disposition Type	27A.440 (3b)		
	DENIED	GRANTED	Total
0026090 SHOCK PROBATION IN FELONY CONVICTIONS	56	21	77
	72.73%	27.27%	100.0000%

27A.440 (3) Cases in which shock probation has been granted:  
 (b) Extracted data on shock probation shall be placed in the annual report of the Administrative Office of the Courts.

**ADMINISTRATIVE OFFICE OF THE COURTS**

Research & Statistics

**Annual Report FY 2016**

**Circuit Court - "Felony" Criminal Cases**

**BULLITT**

**Youthful Offenders**

Note: Per statute 635.020 (7) If a person who is eighteen (18) or older and before the court is charged with a felony that occurred prior to his eighteenth birthday, the court shall, upon motion of the county attorney made prior to adjudication, and after the county attorney has consulted with the Commonwealth's attorney, that the child be proceeded against as a youthful offender, proceed in accordance with the provisions of KRS 640.010.

The youthful offender data is pulled by looking at the circuit criminal cases with defendant's age calculated from date of birth to the case filing date, which is under 18, however, those eighteen(18) or older may not be accounted.

There were 1 felony level offenses and 0 non-felony level offenses disposed within 1 circuit criminal cases during the fiscal year. Non-felony offenses include misdemeanor, violation, local ordinance or other level offense(s) within those cases.

27A.460 - (11)	Charges	Cases
Felony	1	1
Felony amended to Non-Felony	-	

**27A.460 (11) The number of juvenile offenders tried as an adult.**

Of the 1 felony level offenses disposed within the youthful offender cases, (%) charges were convicted.

Youthful Offender	Dismissal	Total
Felony Charges by Disposition Type	1 100.00%	1 100.00%

ADMINISTRATIVE OFFICE OF THE COURTS

Research & Statistics

Annual Report FY 2016

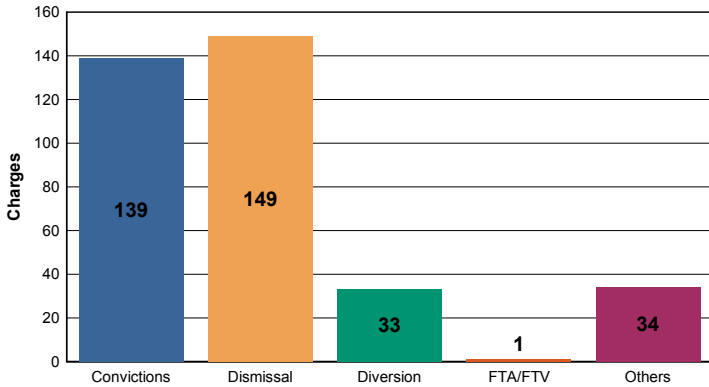
Circuit Court - "Felony" Criminal Cases

**BUTLER**

Of those 356 felony offenses, 139 (39.04%) were convicted; were acquitted (%); and 149 (41.85%) were dismissed.

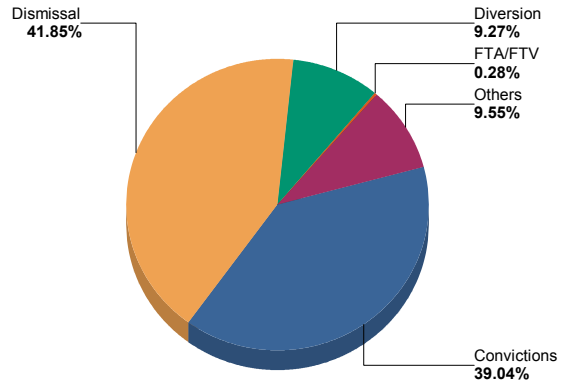
**Felony Charges by Disposition Type**

27A.460 - (1), (3), (4)



**Percent of Charges by Disposition Type**

27A.460 - (1), (3), (4)



27A.460 (1) Conviction percentages;

27A.460 (3) Percentage of acquittals;

27A.460(4) Percentage of dismissals;

\* "Others" disposition type include: Denied, Extradition, Grand Jury, Granted, Hung Jury, Merged, Mistrial, No Action Taken By Grand Jury, Other, Pardon - Prior to Adjudication Only, Peace Bond, Remanded, Set Aside/Voided, Sealed Records, Transfer, Drug Court Transfer, Vacated Judgment

Felony Charges Convicted by Disposition Type	GUILTY	Total
	139 100.00%	139 100.00%

27A.460 - (2)	Sentence Records	Jail or Prison Conditionally Discharged	Jail or Prison Suspended	Jail or Prison Time > 0	Net Costs > \$0.00	Net Fines > \$0.00	Net Home Incarceration Time	Net Home Incarceration Time Suspended	Net Probation Time Supervised	Net Probation Time Unsupervised	Net Suspended Costs > \$0.00	Net Suspended Fines > \$0.00	Other Conditions
Convicted	138	9 6.52%	35 25.36%	138 100.00%	37 26.81%	1 0.72%	-	-	35 25.36%	-	-	-	1 0.72%
Dismissed	6	-	3 50.00%	3 50.00%	3 50.00%	-	-	-	3 50.00%	-	-	-	-
Diverted	21	-	-	3 14.29%	16 76.19%	2 9.52%	-	-	-	-	-	-	-
	165	9	38	144	56	3	-	-	38	-	-	-	1

27A.460 (2) Percentages of fines, imprisonment, or other penalty assessment;

\* Percentages are based on total sentence records per category (convicted, acquitted...etc)

\* There can be multiple sentence conditions to a single charge.

**ADMINISTRATIVE OFFICE OF THE COURTS**

Research & Statistics

**Annual Report FY 2016**

**Circuit Court - "Felony" Criminal Cases**

**BUTLER**

Plea Type	27A.460 - (5), (6)	GUILTY	NOT GUILTY	UNKNOWN PLEA TYPE	Total
		Felony Charges	Original_Plea	-	67
		0.00%	18.82%	81.18%	100.00%
	Final_Plea	10	57	289	356
		2.81%	16.01%	81.18%	100.00%
Felony amended to Non-Felony	Original_Plea	-	-	2	2
		0.00%	0.00%	100.00%	100.00%
	Final_Plea	-	-	2	2
		0.00%	0.00%	100.00%	100.00%

27A.460 (5) Percentage of pleas as charges;  
 27A.460 (6) Percentage of pleas to reduce charges;

Cases can have multiple charges which are heard either by a court trial, jury trial, no trial or by a combination of trial types. Depending upon the seriousness of the offense and the consequences of a guilty verdict, defendants in criminal cases have the constitutional right to a jury of their peers. In a jury trial, the Judge decides questions of law, and the jury decides whether the defendant is guilty or not guilty on each of the offense(s) charged. In a court trial, the judge decides questions of law and decides if guilty or not guilty on each offense(s) charges. The cases are categorized by how all the charges within the case were disposed. If all charges were disposed by the same trial type, it's counted in the separate category, otherwise, it's counted within the "Mixed Trial" category. If a charge had a nothing entered or it had "no trial" it's counted in the "No Trial" category.

Cases by Trial Type	27A.460 - (7), (8), (9), (10)			Total
	JURY TRIAL	NO TRIAL		
Felony Amended Down to Non-Felony	-	2		2
		100.00%		100.00%
Felony Charges	2	146		148
	1.35%	98.65%		100.00%
Felony Convictions	2	88		90
	2.22%	97.78%		100.00%

27A.460 (7) Percentage of disposition to guilty as charged by trial;  
 27A.460 (8) Percentage of those found guilty of lesser charge by trial;  
 27A.460 (9) Percentage of cases where jury trial taken;  
 27A.460 (10) Percentage of trials which are bench (court) trials; and

Shock Probation by Disposition Type	27A.440 (3b)					Total
	DENIED	DISMISSED	GRANTED	OTHER	WITHDRAWN	
0026090 SHOCK PROBATION IN FELONY CONVICTIONS	75	1	55	1	1	133
	56.39%	0.75%	41.35%	0.75%	0.75%	100.0001%

27A.440 (3) Cases in which shock probation has been granted:  
 (b) Extracted data on shock probation shall be placed in the annual report of the Administrative Office of the Courts.

ADMINISTRATIVE OFFICE OF THE COURTS

Research & Statistics

Annual Report FY 2016

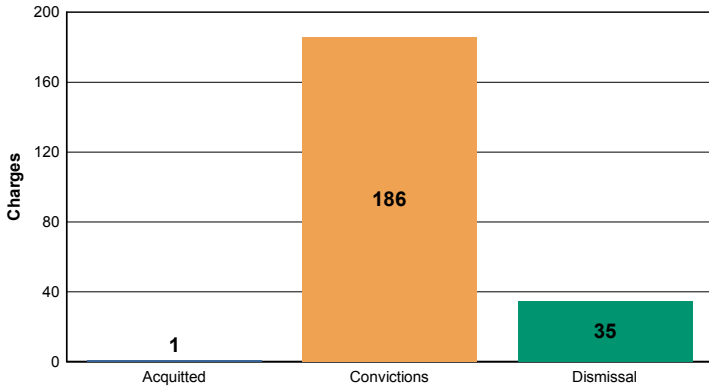
Circuit Court - "Felony" Criminal Cases

**BUTLER**

Of those 222 felony offenses, 186 (83.78%) were convicted; 1 were acquitted (0.45%); and 35 (15.77%) were dismissed.

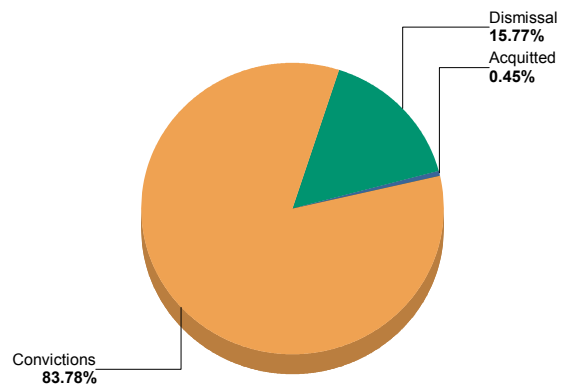
**Felony Charges by Disposition Type**

27A.460 - (1), (3), (4)



**Percent of Charges by Disposition Type**

27A.460 - (1), (3), (4)



**27A.460 (1) Conviction percentages;**

**27A.460 (3) Percentage of acquittals;**

**27A.460(4) Percentage of dismissals;**

\* "Others" disposition type include: Denied, Extradition, Grand Jury, Granted, Hung Jury, Merged, Mistrial, No Action Taken By Grand Jury, Other, Pardon - Prior to Adjudication Only, Peace Bond, Remanded, Set Aside/Voided, Sealed Records, Transfer, Drug Court Transfer, Vacated Judgment

Felony Charges Convicted by Disposition Type	GUILTY	Total
	186 100.00%	186 100.00%

27A.460 - (2)	Sentence Records	Jail or Prison Conditionally Discharged	Jail or Prison Suspended	Jail or Prison Time > 0	Net Costs > \$0.00	Net Fines > \$0.00	Net Home Incarceration Time	Net Home Incarceration Time Suspended	Net Probation Time Supervised	Net Probation Time Unsupervised	Net Suspended Costs > \$0.00	Net Suspended Fines > \$0.00	Other Conditions
Convicted	186	1 0.54%	13 6.99%	186 100.00%	3 1.61%	-	-	-	12 6.45%	2 1.08%	-	-	3 1.61%
	186	1	13	186	3	-	-	-	12	2	-	-	3

**27A.460 (2) Percentages of fines, imprisonment, or other penalty assessment;**

\* Percentages are based on total sentence records per category (convicted, acquitted...etc)

\* There can be multiple sentence conditions to a single charge.

**ADMINISTRATIVE OFFICE OF THE COURTS**

Research & Statistics

**Annual Report FY 2016**

**Circuit Court - "Felony" Criminal Cases**

**CALDWELL**

Plea Type		27A.460 - (5), (6)		GUILTY	NOT GUILTY	UNKNOWN PLEA TYPE	Total
Felony Charges	Original_Plea	<b>41</b>	<b>179</b>	18.47%	80.63%	2	<b>222</b>
	Final_Plea	<b>186</b>	<b>34</b>	83.78%	15.32%	2	<b>222</b>
Felony amended to Non-Felony	Original_Plea	-	<b>15</b>	0.00%	100.00%	-	<b>15</b>
	Final_Plea	-	<b>15</b>	0.00%	100.00%	-	<b>15</b>

27A.460 (5) Percentage of pleas as charges;

27A.460 (6) Percentage of pleas to reduce charges;

Cases can have multiple charges which are heard either by a court trial, jury trial, no trial or by a combination of trial types. Depending upon the seriousness of the offense and the consequences of a guilty verdict, defendants in criminal cases have the constitutional right to a jury of their peers. In a jury trial, the Judge decides questions of law, and the jury decides whether the defendant is guilty or not guilty on each of the offense(s) charged. In a court trial, the judge decides questions of law and decides if guilty or not guilty on each offense(s) charges. The cases are categorized by how all the charges within the case were disposed. If all charges were disposed by the same trial type, it's counted in the separate category, otherwise, it's counted within the "Mixed Trial" category. If a charge had a nothing entered or it had "no trial" it's counted in the "No Trial" category.

Cases by Trial Type	27A.460 - (7), (8), (9), (10)		JURY TRIAL	NO TRIAL	Total
Felony Amended Down to Non-Felony	-	<b>8</b>	-	100.00%	<b>8</b>
Felony Charges	<b>2</b>	<b>133</b>	1.48%	98.52%	<b>135</b>
Felony Convictions	-	<b>111</b>	-	100.00%	<b>111</b>

27A.460 (7) Percentage of disposition to guilty as charged by trial;

27A.460 (8) Percentage of those found guilty of lesser charge by trial;

27A.460 (9) Percentage of cases where jury trial taken;

27A.460 (10) Percentage of trials which are bench (court) trials; and

**Shock Probation by  
Disposition Type**

27A.440 (3b)

	DENIED	GRANTED	Total
0026090 SHOCK PROBATION IN FELONY CONVICTIONS	<b>85</b>	<b>31</b>	<b>116</b>
	72.65%	26.50%	99.1453%
0026100 SHOCK PROBATION IN MISDEMEANOR CONVICTIONS	<b>1</b>	-	<b>1</b>
	0.85%	-	0.8547%

27A.440 (3) Cases in which shock probation has been granted:

(b) Extracted data on shock probation shall be placed in the annual report of the Administrative Office of the Courts.

ADMINISTRATIVE OFFICE OF THE COURTS

Research & Statistics

Annual Report FY 2016

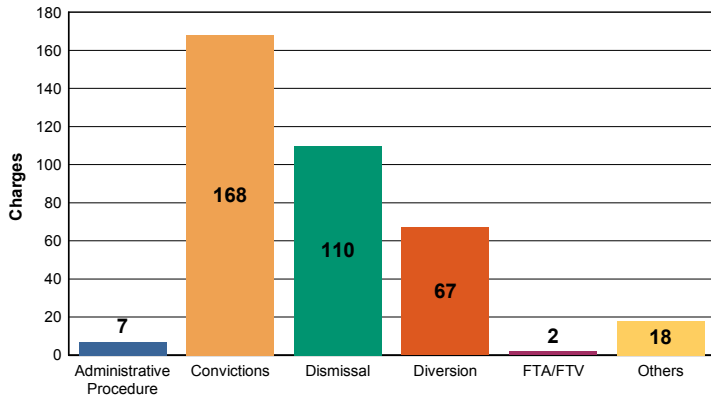
Circuit Court - "Felony" Criminal Cases

CALDWELL

Of those 372 felony offenses, 168 (45.16%) were convicted; were acquitted (%); and 110 (29.57%) were dismissed.

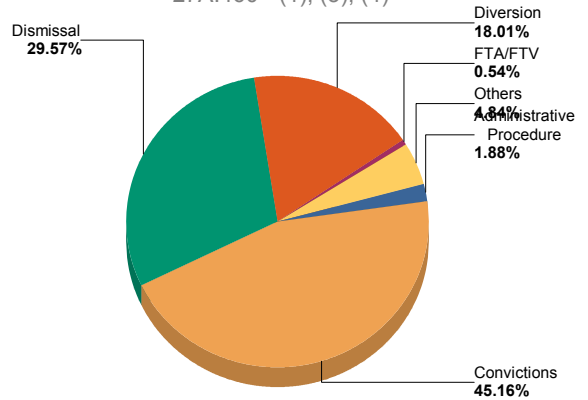
Felony Charges by Disposition Type

27A.460 - (1), (3), (4)



Percent of Charges by Disposition Type

27A.460 - (1), (3), (4)



- 27A.460 (1) Conviction percentages;
- 27A.460 (3) Percentage of acquittals;
- 27A.460(4) Percentage of dismissals;

\* "Others" disposition type include: Denied, Extradition, Grand Jury, Granted, Hung Jury, Merged, Mistrial, No Action Taken By Grand Jury, Other, Pardon - Prior to Adjudication Only, Peace Bond, Remanded, Set Aside/Voided, Sealed Records, Transfer, Drug Court Transfer, Vacated Judgment

Felony Charges Convicted by Disposition Type	GUILTY	Total
	168	168
	100.00%	100.00%

27A.460 - (2)	Sentence Records	Jail or Prison Conditionally Discharged	Jail or Prison Suspended	Jail or Prison Time > 0	Net Costs > \$0.00	Net Fines > \$0.00	Net Home Incarceration Time	Net Home Incarceration Time Suspended	Net Probation Time Supervised	Net Probation Time Unsupervised	Net Suspended Costs > \$0.00	Net Suspended Fines > \$0.00	Other Conditions
Convicted	168	2 1.19%	91 54.17%	168 100.00%	74 44.05%	-	-	90 53.57%	1 0.60%	-	-	-	87 51.79%
Dismissed	21	-	9 42.86%	21 100.00%	7 33.33%	-	-	8 38.10%	1 4.76%	1 4.76%	-	-	8 38.10%
Others	1	-	1 100.00%	1 100.00%	1 100.00%	-	-	1 100.00%	-	-	-	-	-
	190	2	101	190	82	-	-	99	2	1	-	-	95

27A.460 (2) Percentages of fines, imprisonment, or other penalty assessment;

\* Percentages are based on total sentence records per category (convicted, acquitted...etc)

\* There can be multiple sentence conditions to a single charge.



**ADMINISTRATIVE OFFICE OF THE COURTS**

Research & Statistics

**Annual Report FY 2016**

**Circuit Court - "Felony" Criminal Cases**

**CALLOWAY**

Plea Type	27A.460 - (5), (6)	GUILTY	NOT GUILTY	UNKNOWN PLEA TYPE	Total
		Felony Charges	Original_Plea 6 1.61%	24 6.45%	342 91.94%
	Final_Plea	29 7.80%	1 0.27%	342 91.94%	372 100.00%
Felony amended to Non-Felony	Original_Plea	- 0.00%	- 0.00%	42 100.00%	42 100.00%
	Final_Plea	- 0.00%	- 0.00%	42 100.00%	42 100.00%

27A.460 (5) Percentage of pleas as charges;  
27A.460 (6) Percentage of pleas to reduce charges;

Cases can have multiple charges which are heard either by a court trial, jury trial, no trial or by a combination of trial types. Depending upon the seriousness of the offense and the consequences of a guilty verdict, defendants in criminal cases have the constitutional right to a jury of their peers. In a jury trial, the Judge decides questions of law, and the jury decides whether the defendant is guilty or not guilty on each of the offense(s) charged. In a court trial, the judge decides questions of law and decides if guilty or not guilty on each offense(s) charges. The cases are categorized by how all the charges within the case were disposed. If all charges were disposed by the same trial type, it's counted in the separate category, otherwise, it's counted within the "Mixed Trial" category. If a charge had a nothing entered or it had "no trial" it's counted in the "No Trial" category.

Cases by Trial Type	27A.460 - (7), (8), (9), (10)	NO TRIAL	Total
Felony Amended Down to Non-Felony		18 100.00%	18 100.00%
Felony Charges		233 100.00%	233 100.00%
Felony Convictions		97 100.00%	97 100.00%

27A.460 (7) Percentage of disposition to guilty as charged by trial;  
27A.460 (8) Percentage of those found guilty of lesser charge by trial;  
27A.460 (9) Percentage of cases where jury trial taken;  
27A.460 (10) Percentage of trials which are bench (court) trials; and

Shock Probation by Disposition Type	27A.440 (3b)	DENIED	GRANTED	VOIDED SEALED CONVICTION	Total
0026090 SHOCK PROBATION IN FELONY CONVICTIONS		53 55.21%	42 43.75%	1 1.04%	96 100.0000%

27A.440 (3) Cases in which shock probation has been granted:  
(b) Extracted data on shock probation shall be placed in the annual report of the Administrative Office of the Courts.

ADMINISTRATIVE OFFICE OF THE COURTS

Research & Statistics

Annual Report FY 2016

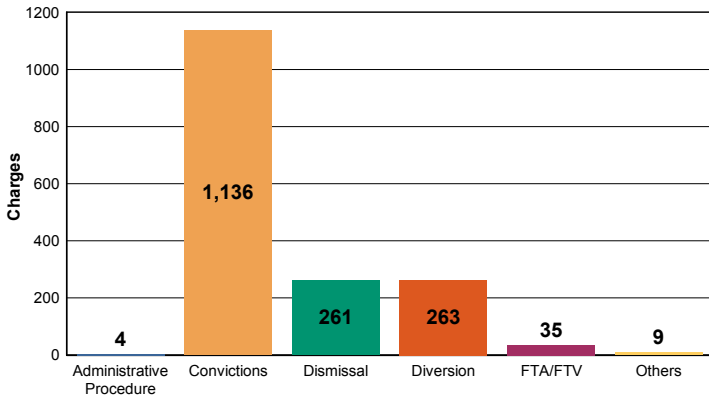
Circuit Court - "Felony" Criminal Cases

**CALLOWAY**

Of those 1,708 felony offenses, 1,136 (66.51%) were convicted; were acquitted (%); and 261 (15.28%) were dismissed.

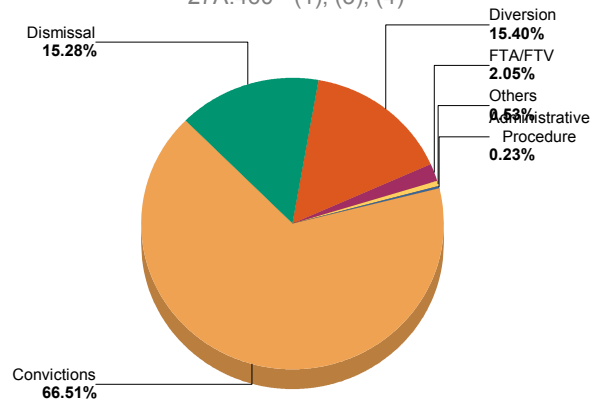
**Felony Charges by Disposition Type**

27A.460 - (1), (3), (4)



**Percent of Charges by Disposition Type**

27A.460 - (1), (3), (4)



**27A.460 (1) Conviction percentages;**

**27A.460 (3) Percentage of acquittals;**

**27A.460(4) Percentage of dismissals;**

\* "Others" disposition type include: Denied, Extradition, Grand Jury, Granted, Hung Jury, Merged, Mistrial, No Action Taken By Grand Jury, Other, Pardon - Prior to Adjudication Only, Peace Bond, Remanded, Set Aside/Voided, Sealed Records, Transfer, Drug Court Transfer, Vacated Judgment

	ENHANCED	GUILTY	Total
Felony Charges Convicted by Disposition Type	30 2.64%	1,106 97.36%	1,136 100.00%

**ADMINISTRATIVE OFFICE OF THE COURTS**

Research & Statistics

**Annual Report FY 2016**

**Circuit Court - "Felony" Criminal Cases**

**CAMPBELL**

27A.460 - (2)	Sentence Records	Jail or Prison Conditionally Discharged	Jail or Prison Suspended	Jail or Prison Time > 0	Net Costs > \$0.00	Net Fines > \$0.00	Net Home Incarceration Time	Net Home Incarceration Time Suspended	Net Probation Time Supervised	Net Probation Time Unsupervised	Net Suspended Costs > \$0.00	Net Suspended Fines > \$0.00	Other Conditions
Convicted	1,104	-	333 30.16%	1,100 99.64%	579 52.45%	2 0.18%	-	-	329 29.80%	-	-	-	658 59.60%
Dismissed	6	-	-	4 66.67%	2 33.33%	-	-	-	-	-	-	-	2 33.33%
Diverted	9	-	-	3 33.33%	2 22.22%	1 11.11%	-	-	-	-	-	-	2 22.22%
Others	8	-	-	8 100.00%	3 37.50%	-	-	-	-	-	-	-	3 37.50%
	1,127	-	333	1,115	586	3	-	-	329	-	-	-	665

**27A.460 (2) Percentages of fines, imprisonment, or other penalty assessment;**

\* Percentages are based on total sentence records per category (convicted, acquitted...etc)

\* There can be multiple sentence conditions to a single charge.

Plea Type	27A.460 - (5), (6)	GUILTY	NOT GUILTY	UNKNOWN PLEA TYPE	Total
Felony Charges	Original_Plea	-	1,344 78.69%	364 21.31%	1,708 100.00%
	Final_Plea	1,337 78.28%	7 0.41%	364 21.31%	1,708 100.00%
Felony amended to Non-Felony	Original_Plea	-	3 2.75%	106 97.25%	109 100.00%
	Final_Plea	3 2.75%	-	106 97.25%	109 100.00%

**27A.460 (5) Percentage of pleas as charges;**

**27A.460 (6) Percentage of pleas to reduce charges;**

Cases can have multiple charges which are heard either by a court trial, jury trial, no trial or by a combination of trial types. Depending upon the seriousness of the offense and the consequences of a guilty verdict, defendants in criminal cases have the constitutional right to a jury of their peers. In a jury trial, the Judge decides questions of law, and the jury decides whether the defendant is guilty or not guilty on each of the offense(s) charged. In a court trial, the judge decides questions of law and decides if guilty or not guilty on each offense(s) charges. The cases are categorized by how all the charges within the case were disposed. If all charges were disposed by the same trial type, it's counted in the separate category, otherwise, it's counted within the "Mixed Trial" category. If a charge had a nothing entered or it had "no trial" it's counted in the "No Trial" category.

Cases by Trial Type	27A.460 - (7), (8), (9), (10)	COURT TRIAL	JURY TRIAL	NO TRIAL	Total
Felony Amended Down to Non-Felony		-	-	102 100.00%	102 100.00%
Felony Charges		1 0.09%	5 0.43%	1,162 99.74%	1,168 100.26%
Felony Convictions		1 0.12%	4 0.48%	824 99.76%	829 100.36%

**27A.460 (7) Percentage of disposition to guilty as charged by trial;**

**27A.460 (8) Percentage of those found guilty of lesser charge by trial;**

**27A.460 (9) Percentage of cases where jury trial taken;**

**27A.460 (10) Percentage of trials which are bench (court) trials; and**

**ADMINISTRATIVE OFFICE OF THE COURTS**

Research & Statistics

**Annual Report FY 2016**

**Circuit Court - "Felony" Criminal Cases**

**CAMPBELL**

**Shock Probation by  
Disposition Type**

**27A.440 (3b)**

	ADMINISTRATIVE PROCEDURE	DENIED	GRANTED	WITHDRAWN	Total
0026090 SHOCK PROBATION IN FELONY CONVICTIONS	-	64 83.12%	10 12.99%	1 1.30%	75 97.4026%
0026100 SHOCK PROBATION IN MISDEMEANOR CONVICTIONS	1 1.30%	-	1 1.30%	-	2 2.5974%

**27A.440 (3) Cases in which shock probation has been granted:**

(b) Extracted data on shock probation shall be placed in the annual report of the Administrative Office of the Courts.

**Youthful Offenders**

Note: Per statute 635.020 (7) If a person who is eighteen (18) or older and before the court is charged with a felony that occurred prior to his eighteenth birthday, the court shall, upon motion of the county attorney made prior to adjudication, and after the county attorney has consulted with the Commonwealth's attorney, that the child be proceeded against as a youthful offender, proceed in accordance with the provisions of KRS 640.010.

The youthful offender data is pulled by looking at the circuit criminal cases with defendant's age calculated from date of birth to the case filing date, which is under 18, however, those eighteen(18) or older may not be accounted.

There were 8 felony level offenses and 0 non-felony level offenses disposed within 5 circuit criminal cases during the fiscal year. Non-felony offenses include misdemeanor, violation, local ordinance or other level offense(s) within those cases.

<b>27A.460 - (11)</b>		Charges	Cases
Felony		8	5
Felony amended to Non-Felony		-	

**27A.460 (11) The number of juvenile offenders tried as an adult.**

Of the 8 felony level offenses disposed within the youthful offender cases, 8 (100.00%) charges were convicted.

**Youthful Offender**

	Convictions	Total
Felony Charges by Disposition Type	8 100.00%	8 100.00%

**Youthful Offender**

	GUILTY	Total
Felony Charges Convicted by Disposition Type	8 100.00%	8 100.00%

ADMINISTRATIVE OFFICE OF THE COURTS

Research & Statistics

Annual Report FY 2016

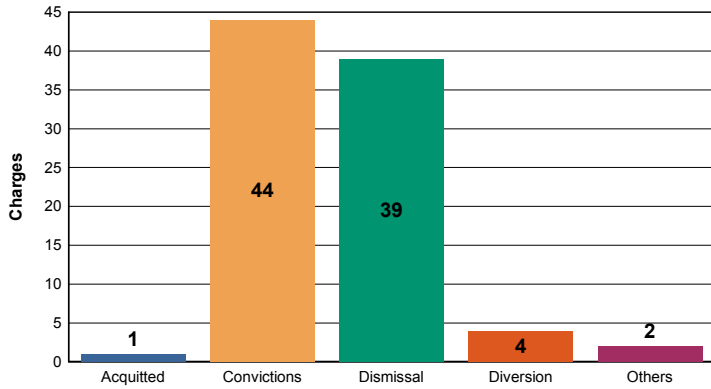
Circuit Court - "Felony" Criminal Cases

CARLISLE

Of those 90 felony offenses, 44 (48.89%) were convicted; 1 were acquitted (1.11%); and 39 (43.33%) were dismissed.

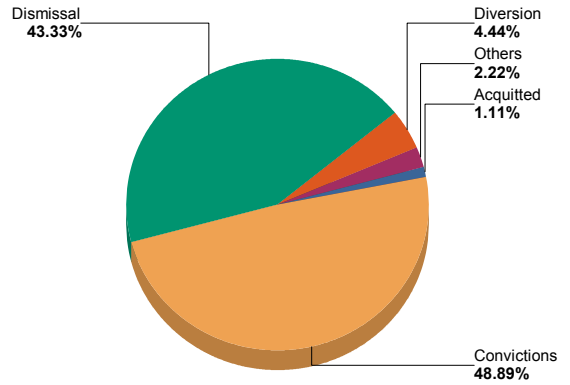
Felony Charges by Disposition Type

27A.460 - (1), (3), (4)



Percent of Charges by Disposition Type

27A.460 - (1), (3), (4)



27A.460 (1) Conviction percentages;

27A.460 (3) Percentage of acquittals;

27A.460(4) Percentage of dismissals;

\* "Others" disposition type include: Denied, Extradition, Grand Jury, Granted, Hung Jury, Merged, Mistrial, No Action Taken By Grand Jury, Other, Pardon - Prior to Adjudication Only, Peace Bond, Remanded, Set Aside/Voided, Sealed Records, Transfer, Drug Court Transfer, Vacated Judgment

Felony Charges Convicted by Disposition Type	GUILTY	Total
	44	44
	100.00%	100.00%

27A.460 - (2)	Sentence Records	Jail or Prison Conditionally Discharged	Jail or Prison Suspended	Jail or Prison Time > 0	Net Costs > \$0.00	Net Fines > \$0.00	Net Home Incarceration Time	Net Home Incarceration Time Suspended	Net Probation Time Supervised	Net Probation Time Unsupervised	Net Suspended Costs > \$0.00	Net Suspended Fines > \$0.00	Other Conditions
Convicted	44	11 25.00%	-	43 97.73%	21 47.73%	1 2.27%	-	-	9 20.45%	-	-	-	13 29.55%
Diverted	2	-	-	-	2 100.00%	-	-	-	-	-	-	-	-
Others	2	1 50.00%	-	1 50.00%	1 50.00%	-	-	-	1 50.00%	-	-	-	1 50.00%
	48	12	-	44	24	1	-	-	10	-	-	-	14

27A.460 (2) Percentages of fines, imprisonment, or other penalty assessment;

\* Percentages are based on total sentence records per category (convicted, acquitted...etc)

\* There can be multiple sentence conditions to a single charge.

**ADMINISTRATIVE OFFICE OF THE COURTS**

Research & Statistics

**Annual Report FY 2016**

**Circuit Court - "Felony" Criminal Cases**

**CARLISLE**

Plea Type	27A.460 - (5), (6)	GUILTY	NOT GUILTY	UNKNOWN PLEA TYPE	Total
		Felony Charges	Original_Plea 12 13.33%	26 28.89%	52 57.78%
	Final_Plea	38 42.22%	- 0.00%	52 57.78%	90 100.00%
Felony amended to Non-Felony	Original_Plea	- 0.00%	- 0.00%	3 100.00%	3 100.00%
	Final_Plea	- 0.00%	- 0.00%	3 100.00%	3 100.00%

27A.460 (5) Percentage of pleas as charges;  
27A.460 (6) Percentage of pleas to reduce charges;

Cases can have multiple charges which are heard either by a court trial, jury trial, no trial or by a combination of trial types. Depending upon the seriousness of the offense and the consequences of a guilty verdict, defendants in criminal cases have the constitutional right to a jury of their peers. In a jury trial, the Judge decides questions of law, and the jury decides whether the defendant is guilty or not guilty on each of the offense(s) charged. In a court trial, the judge decides questions of law and decides if guilty or not guilty on each offense(s) charges. The cases are categorized by how all the charges within the case were disposed. If all charges were disposed by the same trial type, it's counted in the separate category, otherwise, it's counted within the "Mixed Trial" category. If a charge had a nothing entered or it had "no trial" it's counted in the "No Trial" category.

Cases by Trial Type	27A.460 - (7), (8), (9), (10)	JURY TRIAL	NO TRIAL	Total
Felony Amended Down to Non-Felony		-	2 100.00%	2 100.00%
Felony Charges		5 13.89%	34 94.44%	39 108.33%
Felony Convictions		4 16.00%	21 84.00%	25 100.00%

27A.460 (7) Percentage of disposition to guilty as charged by trial;  
27A.460 (8) Percentage of those found guilty of lesser charge by trial;  
27A.460 (9) Percentage of cases where jury trial taken;  
27A.460 (10) Percentage of trials which are bench (court) trials; and

Shock Probation by Disposition Type	27A.440 (3b)	DENIED	GRANTED	Total
0026090 SHOCK PROBATION IN FELONY CONVICTIONS		2 33.33%	4 66.67%	6 100.0000%

27A.440 (3) Cases in which shock probation has been granted:  
(b) Extracted data on shock probation shall be placed in the annual report of the Administrative Office of the Courts.

ADMINISTRATIVE OFFICE OF THE COURTS

Research & Statistics

Annual Report FY 2016

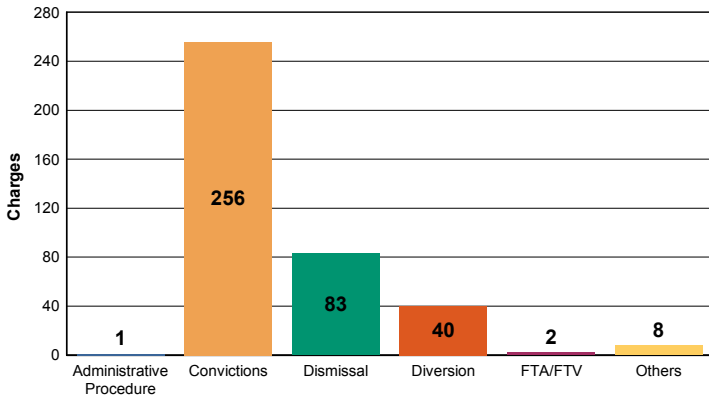
Circuit Court - "Felony" Criminal Cases

CARLISLE

Of those 390 felony offenses, 256 (65.64%) were convicted; were acquitted (%); and 83 (21.28%) were dismissed.

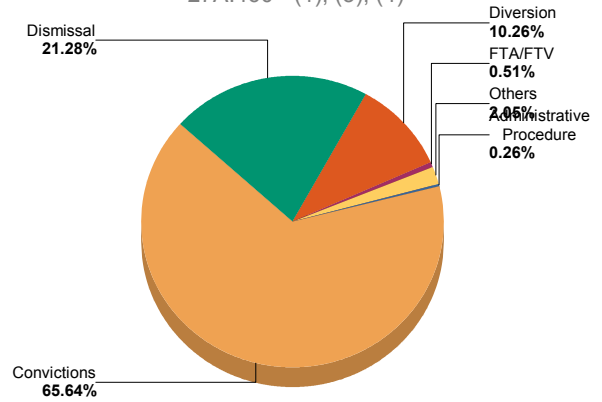
Felony Charges by Disposition Type

27A.460 - (1), (3), (4)



Percent of Charges by Disposition Type

27A.460 - (1), (3), (4)



27A.460 (1) Conviction percentages;

27A.460 (3) Percentage of acquittals;

27A.460(4) Percentage of dismissals;

\* "Others" disposition type include: Denied, Extradition, Grand Jury, Granted, Hung Jury, Merged, Mistrial, No Action Taken By Grand Jury, Other, Pardon - Prior to Adjudication Only, Peace Bond, Remanded, Set Aside/Voided, Sealed Records, Transfer, Drug Court Transfer, Vacated Judgment

Felony Charges Convicted by Disposition Type	GUILTY	Total
	256 100.00%	256 100.00%

27A.460 - (2)	Sentence Records	Jail or Prison Conditionally Discharged	Jail or Prison Suspended	Jail or Prison Time > 0	Net Costs > \$0.00	Net Fines > \$0.00	Net Home Incarceration Time	Net Home Incarceration Time Suspended	Net Probation Time Supervised	Net Probation Time Unsupervised	Net Suspended Costs > \$0.00	Net Suspended Fines > \$0.00	Other Conditions
Convicted	257	14 5.45%	87 33.85%	256 99.61%	133 51.75%	245 95.33%	-	-	90 35.02%	-	-	-	102 39.69%
Diverted	1	-	-	-	-	-	-	-	-	-	-	-	1 100.00%
	258	14	87	256	133	245	-	-	90	-	-	-	103

27A.460 (2) Percentages of fines, imprisonment, or other penalty assessment;

\* Percentages are based on total sentence records per category (convicted, acquitted...etc)

\* There can be multiple sentence conditions to a single charge.

**ADMINISTRATIVE OFFICE OF THE COURTS**

Research & Statistics

**Annual Report FY 2016**

**Circuit Court - "Felony" Criminal Cases**

**CARROLL**

Plea Type		27A.460 - (5), (6)		GUILTY	NOT GUILTY	UNKNOWN PLEA TYPE	Total
Felony Charges	Original_Plea	-	45	0.00%	11.54%	345	390
	Final_Plea	31	14	7.95%	3.59%	345	390
Felony amended to Non-Felony	Original_Plea	-	-	0.00%	0.00%	23	23
	Final_Plea	-	-	0.00%	0.00%	23	23

27A.460 (5) Percentage of pleas as charges;  
27A.460 (6) Percentage of pleas to reduce charges;

Cases can have multiple charges which are heard either by a court trial, jury trial, no trial or by a combination of trial types. Depending upon the seriousness of the offense and the consequences of a guilty verdict, defendants in criminal cases have the constitutional right to a jury of their peers. In a jury trial, the Judge decides questions of law, and the jury decides whether the defendant is guilty or not guilty on each of the offense(s) charged. In a court trial, the judge decides questions of law and decides if guilty or not guilty on each offense(s) charges. The cases are categorized by how all the charges within the case were disposed. If all charges were disposed by the same trial type, it's counted in the separate category, otherwise, it's counted within the "Mixed Trial" category. If a charge had a nothing entered or it had "no trial" it's counted in the "No Trial" category.

Cases by Trial Type		27A.460 - (7), (8), (9), (10)		JURY TRIAL	NO TRIAL	Total
Felony Amended Down to Non-Felony		-	13	-	100.00%	13
Felony Charges		2	194	1.02%	98.98%	196
Felony Convictions		-	138	-	100.00%	138

27A.460 (7) Percentage of disposition to guilty as charged by trial;  
27A.460 (8) Percentage of those found guilty of lesser charge by trial;  
27A.460 (9) Percentage of cases where jury trial taken;  
27A.460 (10) Percentage of trials which are bench (court) trials; and

Shock Probation by Disposition Type		27A.440 (3b)		DENIED	GRANTED	Total
0026090 SHOCK PROBATION IN FELONY CONVICTIONS		16	2	88.89%	11.11%	18

27A.440 (3) Cases in which shock probation has been granted:  
(b) Extracted data on shock probation shall be placed in the annual report of the Administrative Office of the Courts.



ADMINISTRATIVE OFFICE OF THE COURTS

Research & Statistics

Annual Report FY 2016

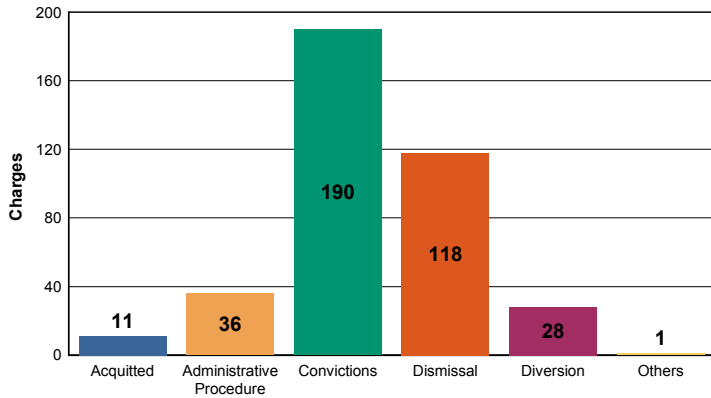
Circuit Court - "Felony" Criminal Cases

CARROLL

Of those 384 felony offenses, 190 (49.48%) were convicted; 11 were acquitted (2.86%); and 118 (30.73%) were dismissed.

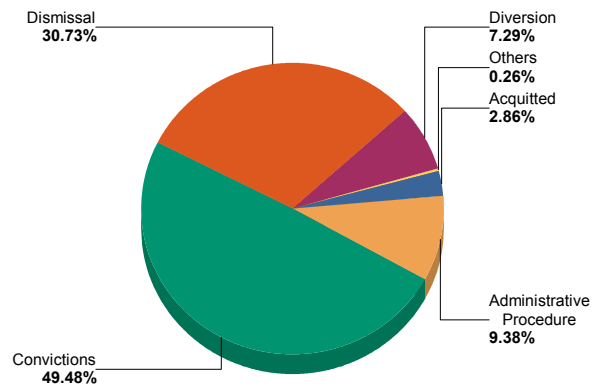
Felony Charges by Disposition Type

27A.460 - (1), (3), (4)



Percent of Charges by Disposition Type

27A.460 - (1), (3), (4)



27A.460 (1) Conviction percentages;

27A.460 (3) Percentage of acquittals;

27A.460(4) Percentage of dismissals;

\* "Others" disposition type include: Denied, Extradition, Grand Jury, Granted, Hung Jury, Merged, Mistrial, No Action Taken By Grand Jury, Other, Pardon - Prior to Adjudication Only, Peace Bond, Remanded, Set Aside/Voided, Sealed Records, Transfer, Drug Court Transfer, Vacated Judgment

Felony Charges Convicted by Disposition Type	GUILTY	Total
	190	190
	100.00%	100.00%

27A.460 - (2)	Sentence Records	Jail or Prison Conditionally Discharged	Jail or Prison Suspended	Jail or Prison Time > 0	Net Costs > \$0.00	Net Fines > \$0.00	Net Home Incarceration Time	Net Home Incarceration Time Suspended	Net Probation Time Supervised	Net Probation Time Unsupervised	Net Suspended Costs > \$0.00	Net Suspended Fines > \$0.00	Other Conditions
Convicted	190	26 13.68%	41 21.58%	189 99.47%	81 42.63%	1 0.53%	-	-	47 24.74%	4 2.11%	-	-	23 12.11%
Dismissed	1	-	-	1 100.00%	-	-	-	-	-	-	-	-	-
Diverted	1	-	-	-	1 100.00%	-	-	-	-	-	-	-	-
	192	26	41	190	82	1	-	-	47	4	-	-	23

27A.460 (2) Percentages of fines, imprisonment, or other penalty assessment;

\* Percentages are based on total sentence records per category (convicted, acquitted...etc)

\* There can be multiple sentence conditions to a single charge.

**ADMINISTRATIVE OFFICE OF THE COURTS**

Research & Statistics

**Annual Report FY 2016**

**Circuit Court - "Felony" Criminal Cases**

**CARTER**

Plea Type	27A.460 - (5), (6)	GUILTY	NOT GUILTY	UNKNOWN PLEA TYPE	Total
Felony Charges	Original_Plea	10 2.60%	206 53.65%	168 43.75%	384 100.00%
	Final_Plea	197 51.30%	19 4.95%	168 43.75%	384 100.00%
Felony amended to Non-Felony	Original_Plea	-	4 12.50%	28 87.50%	32 100.00%
	Final_Plea	2 6.25%	2 6.25%	28 87.50%	32 100.00%

27A.460 (5) Percentage of pleas as charges;  
27A.460 (6) Percentage of pleas to reduce charges;

Cases can have multiple charges which are heard either by a court trial, jury trial, no trial or by a combination of trial types. Depending upon the seriousness of the offense and the consequences of a guilty verdict, defendants in criminal cases have the constitutional right to a jury of their peers. In a jury trial, the Judge decides questions of law, and the jury decides whether the defendant is guilty or not guilty on each of the offense(s) charged. In a court trial, the judge decides questions of law and decides if guilty or not guilty on each offense(s) charges. The cases are categorized by how all the charges within the case were disposed. If all charges were disposed by the same trial type, it's counted in the separate category, otherwise, it's counted within the "Mixed Trial" category. If a charge had a nothing entered or it had "no trial" it's counted in the "No Trial" category.

Cases by Trial Type	27A.460 - (7), (8), (9), (10)	JURY TRIAL	NO TRIAL	Total
Felony Amended Down to Non-Felony		-	30 100.00%	30 100.00%
Felony Charges		2 0.78%	255 99.22%	257 100.00%
Felony Convictions		2 1.39%	142 98.61%	144 100.00%

27A.460 (7) Percentage of disposition to guilty as charged by trial;  
27A.460 (8) Percentage of those found guilty of lesser charge by trial;  
27A.460 (9) Percentage of cases where jury trial taken;  
27A.460 (10) Percentage of trials which are bench (court) trials; and

Shock Probation by Disposition Type	27A.440 (3b)		
	DENIED	GRANTED	Total
0026090 SHOCK PROBATION IN FELONY CONVICTIONS	33 97.06%	1 2.94%	34 100.0000%

27A.440 (3) Cases in which shock probation has been granted:  
(b) Extracted data on shock probation shall be placed in the annual report of the Administrative Office of the Courts.

ADMINISTRATIVE OFFICE OF THE COURTS

Research & Statistics

Annual Report FY 2016

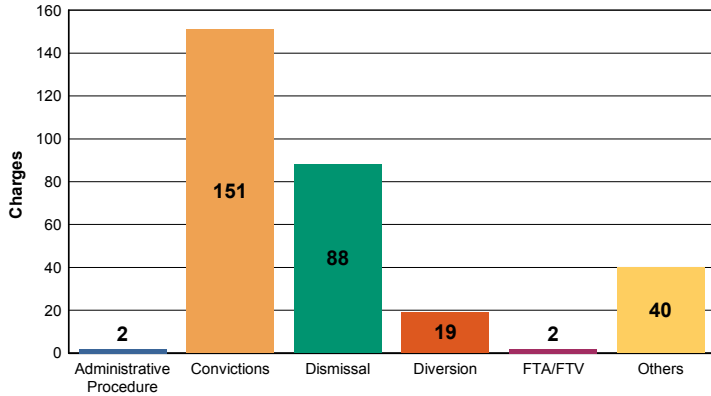
Circuit Court - "Felony" Criminal Cases

CARTER

Of those 302 felony offenses, 151 (50.00%) were convicted; were acquitted (%); and 88 (29.14%) were dismissed.

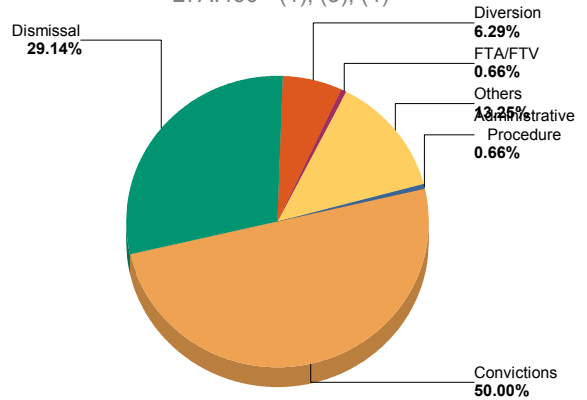
Felony Charges by Disposition Type

27A.460 - (1), (3), (4)



Percent of Charges by Disposition Type

27A.460 - (1), (3), (4)



27A.460 (1) Conviction percentages;

27A.460 (3) Percentage of acquittals;

27A.460(4) Percentage of dismissals;

\* "Others" disposition type include: Denied, Extradition, Grand Jury, Hung Jury, Merged, Mistrial, No Action Taken By Grand Jury, Other, Pardon - Prior to Adjudication Only, Peace Bond, Remanded, Set Aside/Voided, Sealed Records, Transfer, Drug Court Transfer, Vacated Judgment

Felony Charges Convicted by Disposition Type	ENHANCED	GUILTY	Total
	2	149	151
	1.32%	98.68%	100.00%

27A.460 - (2)	Sentence Records	Jail or Prison Conditionally Discharged	Jail or Prison Suspended	Jail or Prison Time > 0	Net Costs > \$0.00	Net Fines > \$0.00	Net Home Incarceration Time	Net Home Incarceration Time Suspended	Net Probation Time Supervised	Net Probation Time Unsupervised	Net Suspended Costs > \$0.00	Net Suspended Fines > \$0.00	Other Conditions
Convicted	149		40	149	19				38	1			43
			26.85%	100.00%	12.75%				25.50%	0.67%			28.86%
Dismissed	1				1								
					100.00%								
	150		40	149	20				38	1			43

27A.460 (2) Percentages of fines, imprisonment, or other penalty assessment;

\* Percentages are based on total sentence records per category (convicted, acquitted...etc)

\* There can be multiple sentence conditions to a single charge.

**ADMINISTRATIVE OFFICE OF THE COURTS**

Research & Statistics

**Annual Report FY 2016**

**Circuit Court - "Felony" Criminal Cases**

**CASEY**

<b>Plea Type</b>		27A.460 - (5), (6)		<b>GUILTY</b>	<b>NOT GUILTY</b>	<b>UNKNOWN PLEA TYPE</b>	<b>Total</b>
Felony Charges	Original_Plea	<b>8</b>	<b>174</b>	2.65%	57.62%	<b>120</b>	<b>302</b>
	Final_Plea	<b>147</b>	<b>35</b>	48.68%	11.59%	<b>120</b>	<b>302</b>
Felony amended to Non-Felony	Original_Plea	-	-	0.00%	0.00%	<b>4</b>	<b>4</b>
	Final_Plea	-	-	0.00%	0.00%	<b>4</b>	<b>4</b>

27A.460 (5) Percentage of pleas as charges;  
27A.460 (6) Percentage of pleas to reduce charges;

Cases can have multiple charges which are heard either by a court trial, jury trial, no trial or by a combination of trial types. Depending upon the seriousness of the offense and the consequences of a guilty verdict, defendants in criminal cases have the constitutional right to a jury of their peers. In a jury trial, the Judge decides questions of law, and the jury decides whether the defendant is guilty or not guilty on each of the offense(s) charged. In a court trial, the judge decides questions of law and decides if guilty or not guilty on each offense(s) charges. The cases are categorized by how all the charges within the case were disposed. If all charges were disposed by the same trial type, it's counted in the separate category, otherwise, it's counted within the "Mixed Trial" category. If a charge had a nothing entered or it had "no trial" it's counted in the "No Trial" category.

<b>Cases by Trial Type</b>		27A.460 - (7), (8), (9), (10)		<b>JURY TRIAL</b>	<b>NO TRIAL</b>	<b>Total</b>
Felony Amended Down to Non-Felony		-	-	-	<b>4</b>	<b>4</b>
					100.00%	100.00%
Felony Charges		<b>2</b>	<b>126</b>	1.56%	98.44%	<b>128</b>
					100.00%	100.00%
Felony Convictions		<b>1</b>	<b>72</b>	1.37%	98.63%	<b>73</b>
					100.00%	100.00%

27A.460 (7) Percentage of disposition to guilty as charged by trial;  
27A.460 (8) Percentage of those found guilty of lesser charge by trial;  
27A.460 (9) Percentage of cases where jury trial taken;  
27A.460 (10) Percentage of trials which are bench (court) trials; and

<b>Shock Probation by Disposition Type</b>		<b>DENIED</b>	<b>GRANTED</b>	<b>Total</b>
27A.440 (3b)				
0026090 SHOCK PROBATION IN FELONY CONVICTIONS		<b>60</b>	<b>3</b>	<b>63</b>
		95.24%	4.76%	100.0000%

27A.440 (3) Cases in which shock probation has been granted:  
(b) Extracted data on shock probation shall be placed in the annual report of the Administrative Office of the Courts.

ADMINISTRATIVE OFFICE OF THE COURTS

Research & Statistics

Annual Report FY 2016

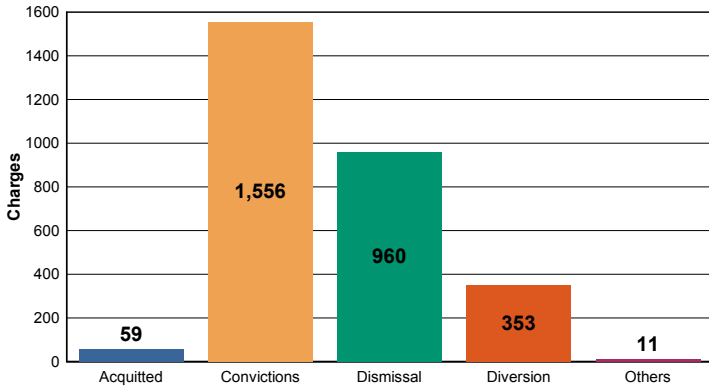
Circuit Court - "Felony" Criminal Cases

CASEY

Of those 2,939 felony offenses, 1,556 (52.94%) were convicted; 59 were acquitted (2.01%); and 960 (32.66%) were dismissed.

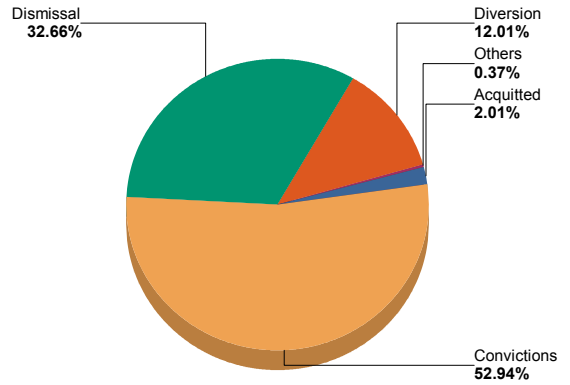
Felony Charges by Disposition Type

27A.460 - (1), (3), (4)



Percent of Charges by Disposition Type

27A.460 - (1), (3), (4)



27A.460 (1) Conviction percentages;

27A.460 (3) Percentage of acquittals;

27A.460(4) Percentage of dismissals;

\* "Others" disposition type include: Denied, Extradition, Grand Jury, Granted, Hung Jury, Merged, Mistrial, No Action Taken By Grand Jury, Other, Pardon - Prior to Adjudication Only, Peace Bond, Remanded, Set Aside/Voided, Sealed Records, Transfer, Drug Court Transfer, Vacated Judgment

Felony Charges Convicted by Disposition Type	ENHANCED	GUILTY	Total
	16 1.03%	1,540 98.97%	1,556 100.00%

27A.460 - (2)	Sentence Records	Jail or Prison Conditionally Discharged	Jail or Prison Suspended	Jail or Prison Time > 0	Net Costs > \$0.00	Net Fines > \$0.00	Net Home Incarceration Time	Net Home Incarceration Time Suspended	Net Probation Time Supervised	Net Probation Time Unsupervised	Net Suspended Costs > \$0.00	Net Suspended Fines > \$0.00	Other Conditions
Convicted	1,534	5 0.33%	276 17.99%	1,529 99.67%	361 23.53%	2 0.13%	-	-	216 14.08%	6 0.39%	-	-	19 1.24%
Dismissed	15	-	-	1 6.67%	11 73.33%	-	-	-	1 6.67%	-	1 6.67%	-	5 33.33%
Diverted	97	-	1 1.03%	4 4.12%	96 98.97%	-	-	-	-	-	-	-	4 4.12%
	1,646	5	277	1,534	468	2	-	-	217	6	1	-	28

27A.460 (2) Percentages of fines, imprisonment, or other penalty assessment;

\* Percentages are based on total sentence records per category (convicted, acquitted...etc)

\* There can be multiple sentence conditions to a single charge.

**ADMINISTRATIVE OFFICE OF THE COURTS**

Research & Statistics

**Annual Report FY 2016**

**Circuit Court - "Felony" Criminal Cases**

**CHRISTIAN**

Plea Type	27A.460 - (5), (6)	GUILTY	NOT GUILTY	UNKNOWN PLEA TYPE	Total
Felony Charges	Original_Plea	<b>94</b> 3.20%	<b>1,809</b> 61.55%	<b>1,036</b> 35.25%	<b>2,939</b> 100.00%
	Final_Plea	<b>1,777</b> 60.46%	<b>126</b> 4.29%	<b>1,036</b> 35.25%	<b>2,939</b> 100.00%
Felony amended to Non-Felony	Original_Plea	-	<b>41</b> 38.68%	<b>65</b> 61.32%	<b>106</b> 100.00%
	Final_Plea	<b>1</b> 0.94%	<b>40</b> 37.74%	<b>65</b> 61.32%	<b>106</b> 100.00%

27A.460 (5) Percentage of pleas as charges;  
27A.460 (6) Percentage of pleas to reduce charges;

Cases can have multiple charges which are heard either by a court trial, jury trial, no trial or by a combination of trial types. Depending upon the seriousness of the offense and the consequences of a guilty verdict, defendants in criminal cases have the constitutional right to a jury of their peers. In a jury trial, the Judge decides questions of law, and the jury decides whether the defendant is guilty or not guilty on each of the offense(s) charged. In a court trial, the judge decides questions of law and decides if guilty or not guilty on each offense(s) charges. The cases are categorized by how all the charges within the case were disposed. If all charges were disposed by the same trial type, it's counted in the separate category, otherwise, it's counted within the "Mixed Trial" category. If a charge had a nothing entered or it had "no trial" it's counted in the "No Trial" category.

Cases by Trial Type	27A.460 - (7), (8), (9), (10)		
	JURY TRIAL	NO TRIAL	Total
Felony Amended Down to Non-Felony	<b>1</b> 1.30%	<b>76</b> 98.70%	<b>77</b> 100.00%
Felony Charges	<b>28</b> 4.14%	<b>655</b> 96.75%	<b>683</b> 100.89%
Felony Convictions	<b>12</b> 3.17%	<b>368</b> 97.10%	<b>380</b> 100.26%

27A.460 (7) Percentage of disposition to guilty as charged by trial;  
27A.460 (8) Percentage of those found guilty of lesser charge by trial;  
27A.460 (9) Percentage of cases where jury trial taken;  
27A.460 (10) Percentage of trials which are bench (court) trials; and

Shock Probation by Disposition Type	27A.440 (3b)			
	DENIED	GRANTED	WITHDRAWN	Total
0026090 SHOCK PROBATION IN FELONY CONVICTIONS	<b>49</b> 42.98%	<b>64</b> 56.14%	<b>1</b> 0.88%	<b>114</b> 100.0001%

27A.440 (3) Cases in which shock probation has been granted:  
(b) Extracted data on shock probation shall be placed in the annual report of the Administrative Office of the Courts.

**ADMINISTRATIVE OFFICE OF THE COURTS**

Research & Statistics

**Annual Report FY 2016**

**Circuit Court - "Felony" Criminal Cases**

**CHRISTIAN**

**Youthful Offenders**

Note: Per statute 635.020 (7) If a person who is eighteen (18) or older and before the court is charged with a felony that occurred prior to his eighteenth birthday, the court shall, upon motion of the county attorney made prior to adjudication, and after the county attorney has consulted with the Commonwealth's attorney, that the child be proceeded against as a youthful offender, proceed in accordance with the provisions of KRS 640.010.

The youthful offender data is pulled by looking at the circuit criminal cases with defendant's age calculated from date of birth to the case filing date, which is under 18, however, those eighteen(18) or older may not be accounted.

There were 1 felony level offenses and 0 non-felony level offenses disposed within 1 circuit criminal cases during the fiscal year. Non-felony offenses include misdemeanor, violation, local ordinance or other level offense(s) within those cases.

27A.460 - (11)	Charges	Cases
Felony	1	1
Felony amended to Non-Felony	-	

**27A.460 (11) The number of juvenile offenders tried as an adult.**

Of the 1 felony level offenses disposed within the youthful offender cases, 1 (100.00%) charges were convicted.

Youthful Offender	Convictions	Total
Felony Charges by Disposition Type	1 100.00%	1 100.00%

Youthful Offender	GUILTY	Total
Felony Charges Convicted by Disposition Type	1 100.00%	1 100.00%

ADMINISTRATIVE OFFICE OF THE COURTS

Research & Statistics

Annual Report FY 2016

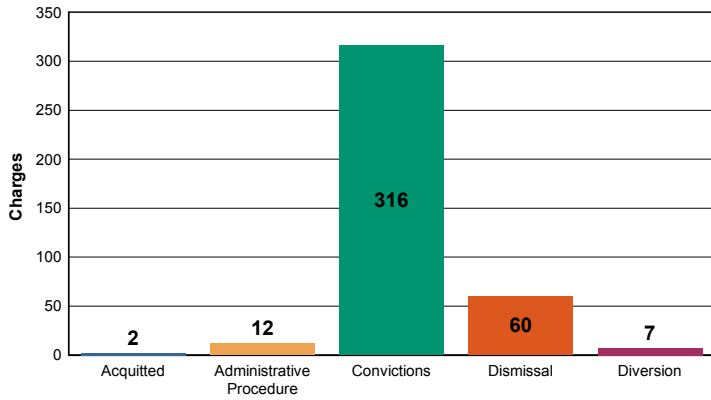
Circuit Court - "Felony" Criminal Cases

CLARK

Of those 397 felony offenses, 316 (79.60%) were convicted; 2 were acquitted (0.50%); and 60 (15.11%) were dismissed.

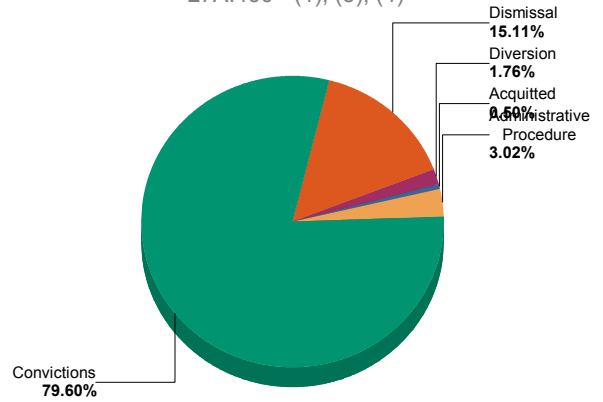
Felony Charges by Disposition Type

27A.460 - (1), (3), (4)



Percent of Charges by Disposition Type

27A.460 - (1), (3), (4)



27A.460 (1) Conviction percentages;

27A.460 (3) Percentage of acquittals;

27A.460(4) Percentage of dismissals;

\* "Others" disposition type include: Denied, Extradition, Grand Jury, Granted, Hung Jury, Merged, Mistrial, No Action Taken By Grand Jury, Other, Pardon - Prior to Adjudication Only, Peace Bond, Remanded, Set Aside/Voided, Sealed Records, Transfer, Drug Court Transfer, Vacated Judgment

Felony Charges Convicted by Disposition Type	ENHANCED	GUILTY	Total
	5 1.58%	311 98.42%	316 100.00%

27A.460 - (2)	Sentence Records	Jail or Prison Conditionally Discharged	Jail or Prison Suspended	Jail or Prison Time > 0	Net Costs > \$0.00	Net Fines > \$0.00	Net Home Incarceration Time	Net Home Incarceration Time Suspended	Net Probation Time Supervised	Net Probation Time Unsupervised	Net Suspended Costs > \$0.00	Net Suspended Fines > \$0.00	Other Conditions
Convicted	311	-	71 22.83%	311 100.00%	124 39.87%	1 0.32%	-	-	65 20.90%	6 1.93%	-	-	135 43.41%
Diverted	4	-	-	-	4 100.00%	1 25.00%	-	-	-	-	-	-	-
	315	-	71	311	128	2	-	-	65	6	-	-	135

27A.460 (2) Percentages of fines, imprisonment, or other penalty assessment;

\* Percentages are based on total sentence records per category (convicted, acquitted...etc)

\* There can be multiple sentence conditions to a single charge.



**ADMINISTRATIVE OFFICE OF THE COURTS**

Research & Statistics

**Annual Report FY 2016**

**Circuit Court - "Felony" Criminal Cases**

**CLARK**

Plea Type	27A.460 - (5), (6)	GUILTY	NOT GUILTY	UNKNOWN PLEA TYPE	Total
		Felony Charges	Original_Plea 29 7.30%	338 85.14%	30 7.56%
	Final_Plea	317 79.85%	50 12.59%	30 7.56%	397 100.00%
Felony amended to Non-Felony	Original_Plea	- 0.00%	10 71.43%	4 28.57%	14 100.00%
	Final_Plea	- 0.00%	10 71.43%	4 28.57%	14 100.00%

27A.460 (5) Percentage of pleas as charges;  
27A.460 (6) Percentage of pleas to reduce charges;

Cases can have multiple charges which are heard either by a court trial, jury trial, no trial or by a combination of trial types. Depending upon the seriousness of the offense and the consequences of a guilty verdict, defendants in criminal cases have the constitutional right to a jury of their peers. In a jury trial, the Judge decides questions of law, and the jury decides whether the defendant is guilty or not guilty on each of the offense(s) charged. In a court trial, the judge decides questions of law and decides if guilty or not guilty on each offense(s) charges. The cases are categorized by how all the charges within the case were disposed. If all charges were disposed by the same trial type, it's counted in the separate category, otherwise, it's counted within the "Mixed Trial" category. If a charge had a nothing entered or it had "no trial" it's counted in the "No Trial" category.

Cases by Trial Type	27A.460 - (7), (8), (9), (10)	JURY TRIAL	NO TRIAL	Total
Felony Amended Down to Non-Felony		-	10 100.00%	10 100.00%
Felony Charges		1 0.65%	152 99.35%	153 100.00%
Felony Convictions		-	131 100.00%	131 100.00%

27A.460 (7) Percentage of disposition to guilty as charged by trial;  
27A.460 (8) Percentage of those found guilty of lesser charge by trial;  
27A.460 (9) Percentage of cases where jury trial taken;  
27A.460 (10) Percentage of trials which are bench (court) trials; and

Shock Probation by Disposition Type	27A.440 (3b)	DENIED	GRANTED	Total
0026090 SHOCK PROBATION IN FELONY CONVICTIONS		19 70.37%	8 29.63%	27 100.0000%

27A.440 (3) Cases in which shock probation has been granted:  
(b) Extracted data on shock probation shall be placed in the annual report of the Administrative Office of the Courts.

ADMINISTRATIVE OFFICE OF THE COURTS

Research & Statistics

Annual Report FY 2016

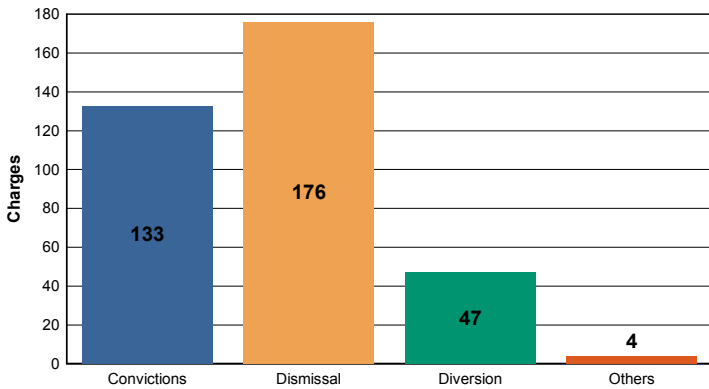
Circuit Court - "Felony" Criminal Cases

CLARK

Of those 360 felony offenses, 133 (36.94%) were convicted; were acquitted (%); and 176 (48.89%) were dismissed.

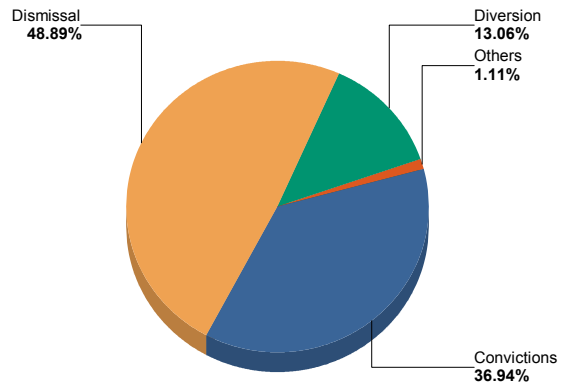
Felony Charges by Disposition Type

27A.460 - (1), (3), (4)



Percent of Charges by Disposition Type

27A.460 - (1), (3), (4)



27A.460 (1) Conviction percentages;

27A.460 (3) Percentage of acquittals;

27A.460(4) Percentage of dismissals;

\* "Others" disposition type include: Denied, Extradition, Grand Jury, Granted, Hung Jury, Merged, Mistrial, No Action Taken By Grand Jury, Other, Pardon - Prior to Adjudication Only, Peace Bond, Remanded, Set Aside/Voided, Sealed Records, Transfer, Drug Court Transfer, Vacated Judgment

Felony Charges Convicted by Disposition Type	GUILTY	Total
	133 100.00%	133 100.00%

27A.460 - (2)	Sentence Records	Jail or Prison Conditionally Discharged	Jail or Prison Suspended	Jail or Prison Time > 0	Net Costs > \$0.00	Net Fines > \$0.00	Net Home Incarceration Time	Net Home Incarceration Time Suspended	Net Probation Time Supervised	Net Probation Time Unsupervised	Net Suspended Costs > \$0.00	Net Suspended Fines > \$0.00	Other Conditions
Convicted	133	48 36.09%	-	133 100.00%	33 24.81%	11 8.27%	-	-	42 31.58%	4 3.01%	-	-	3 2.26%
Diverted	17	-	-	-	16 94.12%	2 11.76%	-	-	-	-	-	-	4 23.53%
	150	48	-	133	49	13	-	-	42	4	-	-	7

27A.460 (2) Percentages of fines, imprisonment, or other penalty assessment;

\* Percentages are based on total sentence records per category (convicted, acquitted...etc)

\* There can be multiple sentence conditions to a single charge.

**ADMINISTRATIVE OFFICE OF THE COURTS**

Research & Statistics

**Annual Report FY 2016**

**Circuit Court - "Felony" Criminal Cases**

**CLAY**

Plea Type	27A.460 - (5), (6)	UNKNOWN	Total
		PLEA TYPE	
Felony Charges	Original_Plea	<b>360</b> 100.00%	<b>360</b> 100.00%
	Final_Plea	<b>360</b> 100.00%	<b>360</b> 100.00%
Felony amended to Non-Felony	Original_Plea	<b>8</b> 100.00%	<b>8</b> 100.00%
	Final_Plea	<b>8</b> 100.00%	<b>8</b> 100.00%

*27A.460 (5) Percentage of pleas as charges;*

*27A.460 (6) Percentage of pleas to reduce charges;*

Cases can have multiple charges which are heard either by a court trial, jury trial, no trial or by a combination of trial types. Depending upon the seriousness of the offense and the consequences of a guilty verdict, defendants in criminal cases have the constitutional right to a jury of their peers. In a jury trial, the Judge decides questions of law, and the jury decides whether the defendant is guilty or not guilty on each of the offense(s) charged. In a court trial, the judge decides questions of law and decides if guilty or not guilty on each offense(s) charges. The cases are categorized by how all the charges within the case were disposed. If all charges were disposed by the same trial type, it's counted in the separate category, otherwise, it's counted within the "Mixed Trial" category. If a charge had a nothing entered or it had "no trial" it's counted in the "No Trial" category.

Cases by Trial Type	27A.460 - (7), (8), (9), (10)	NO TRIAL	Total
Felony Amended Down to Non-Felony		<b>7</b> 100.00%	<b>7</b> 100.00%
Felony Charges		<b>225</b> 100.00%	<b>225</b> 100.00%
Felony Convictions		<b>109</b> 100.00%	<b>109</b> 100.00%

*27A.460 (7) Percentage of disposition to guilty as charged by trial;*

*27A.460 (8) Percentage of those found guilty of lesser charge by trial;*

*27A.460 (9) Percentage of cases where jury trial taken;*

*27A.460 (10) Percentage of trials which are bench (court) trials; and*

ADMINISTRATIVE OFFICE OF THE COURTS

Research & Statistics

Annual Report FY 2016

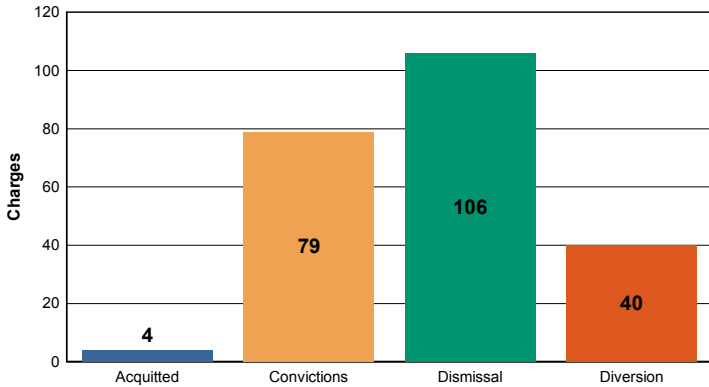
Circuit Court - "Felony" Criminal Cases

CLINTON

Of those 229 felony offenses, 79 (34.50%) were convicted; 4 were acquitted (1.75%); and 106 (46.29%) were dismissed.

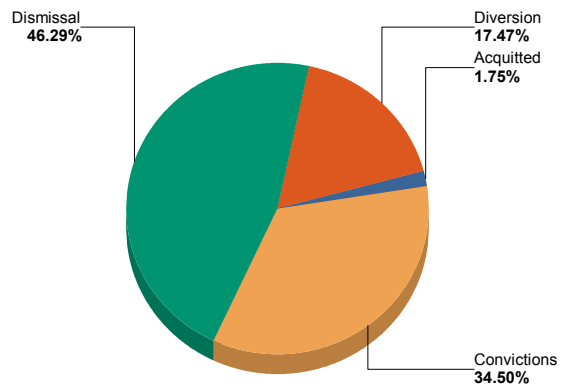
Felony Charges by Disposition Type

27A.460 - (1), (3), (4)



Percent of Charges by Disposition Type

27A.460 - (1), (3), (4)



27A.460 (1) Conviction percentages;

27A.460 (3) Percentage of acquittals;

27A.460(4) Percentage of dismissals;

\* "Others" disposition type include: Denied, Extradition, Grand Jury, Granted, Hung Jury, Merged, Mistrial, No Action Taken By Grand Jury, Other, Pardon - Prior to Adjudication Only, Peace Bond, Remanded, Set Aside/Voided, Sealed Records, Transfer, Drug Court Transfer, Vacated Judgment

Felony Charges Convicted by Disposition Type	ENHANCED	GUILTY	Total
	10	69	79
	12.66%	87.34%	100.00%

27A.460 - (2)	Sentence Records	Jail or Prison Conditionally Discharged	Jail or Prison Suspended	Jail or Prison Time > 0	Net Costs > \$0.00	Net Fines > \$0.00	Net Home Incarceration Time	Net Home Incarceration Time Suspended	Net Probation Time Supervised	Net Probation Time Unsupervised	Net Suspended Costs > \$0.00	Net Suspended Fines > \$0.00	Other Conditions
Convicted	68	-	28	68	1	1	2	-	28	-	-	-	3
			41.18%	100.00%	1.47%	1.47%	2.94%		41.18%				4.41%
Dismissed	7	-	6	7	3	-	1	-	5	1	-	-	1
			85.71%	100.00%	42.86%		14.29%		71.43%	14.29%			14.29%
Diverted	36	-	36	36	6	-	-	-	32	1	-	-	4
			100.00%	100.00%	16.67%				88.89%	2.78%			11.11%
	111	-	70	111	10	1	3	-	65	2	-	-	8

27A.460 (2) Percentages of fines, imprisonment, or other penalty assessment;

\* Percentages are based on total sentence records per category (convicted, acquitted...etc)

\* There can be multiple sentence conditions to a single charge.

**ADMINISTRATIVE OFFICE OF THE COURTS**

Research & Statistics

**Annual Report FY 2016**

**Circuit Court - "Felony" Criminal Cases**

**CLINTON**

Plea Type	27A.460 - (5), (6)	GUILTY	NOT GUILTY	UNKNOWN PLEA TYPE	Total
		Felony Charges	Original_Plea	-	90
		0.00%	39.30%	60.70%	100.00%
	Final_Plea	77	13	139	229
		33.62%	5.68%	60.70%	100.00%
Felony amended to Non-Felony	Original_Plea	-	-	6	6
		0.00%	0.00%	100.00%	100.00%
	Final_Plea	-	-	6	6
		0.00%	0.00%	100.00%	100.00%

27A.460 (5) Percentage of pleas as charges;

27A.460 (6) Percentage of pleas to reduce charges;

Cases can have multiple charges which are heard either by a court trial, jury trial, no trial or by a combination of trial types. Depending upon the seriousness of the offense and the consequences of a guilty verdict, defendants in criminal cases have the constitutional right to a jury of their peers. In a jury trial, the Judge decides questions of law, and the jury decides whether the defendant is guilty or not guilty on each of the offense(s) charged. In a court trial, the judge decides questions of law and decides if guilty or not guilty on each offense(s) charges. The cases are categorized by how all the charges within the case were disposed. If all charges were disposed by the same trial type, it's counted in the separate category, otherwise, it's counted within the "Mixed Trial" category. If a charge had a nothing entered or it had "no trial" it's counted in the "No Trial" category.

Cases by Trial Type	27A.460 - (7), (8), (9), (10)	JURY TRIAL	NO TRIAL	Total
Felony Amended Down to Non-Felony		-	5	5
			100.00%	100.00%
Felony Charges		4	129	133
		3.05%	98.47%	101.53%
Felony Convictions		2	51	53
		3.85%	98.08%	101.92%

27A.460 (7) Percentage of disposition to guilty as charged by trial;

27A.460 (8) Percentage of those found guilty of lesser charge by trial;

27A.460 (9) Percentage of cases where jury trial taken;

27A.460 (10) Percentage of trials which are bench (court) trials; and

**Shock Probation by  
Disposition Type**

27A.440 (3b)

	DENIED	Total
0026090 SHOCK PROBATION IN FELONY CONVICTIONS	8	8
	100.00%	100.0000%

27A.440 (3) Cases in which shock probation has been granted:

(b) Extracted data on shock probation shall be placed in the annual report of the Administrative Office of the Courts.

ADMINISTRATIVE OFFICE OF THE COURTS

Research & Statistics

Annual Report FY 2016

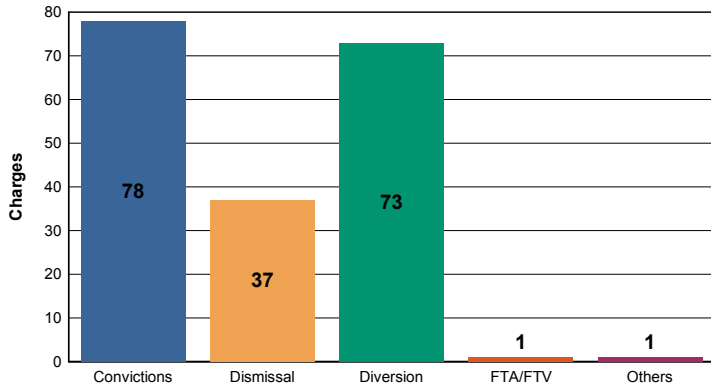
Circuit Court - "Felony" Criminal Cases

CLINTON

Of those 190 felony offenses, 78 (41.05%) were convicted; were acquitted (%); and 37 (19.47%) were dismissed.

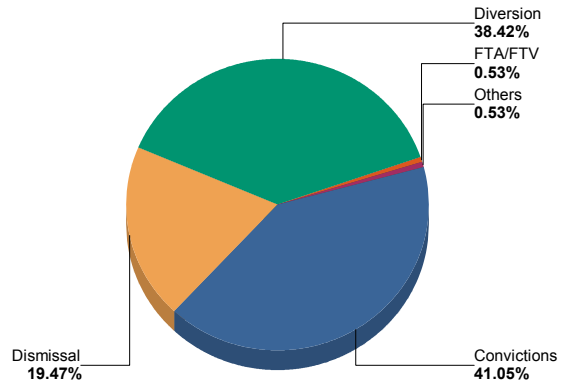
Felony Charges by Disposition Type

27A.460 - (1), (3), (4)



Percent of Charges by Disposition Type

27A.460 - (1), (3), (4)



27A.460 (1) Conviction percentages;

27A.460 (3) Percentage of acquittals;

27A.460(4) Percentage of dismissals;

\* "Others" disposition type include: Denied, Extradition, Grand Jury, Granted, Hung Jury, Merged, Mistrial, No Action Taken By Grand Jury, Other, Pardon - Prior to Adjudication Only, Peace Bond, Remanded, Set Aside/Voided, Sealed Records, Transfer, Drug Court Transfer, Vacated Judgment

Felony Charges Convicted by Disposition Type	ENHANCED	GUILTY	Total
	1	77	78
	1.28%	98.72%	100.00%

27A.460 - (2)	Sentence Records	Jail or Prison Conditionally Discharged	Jail or Prison Suspended	Jail or Prison Time > 0	Net Costs > \$0.00	Net Fines > \$0.00	Net Home Incarceration Time	Net Home Incarceration Time Suspended	Net Probation Time Supervised	Net Probation Time Unsupervised	Net Suspended Costs > \$0.00	Net Suspended Fines > \$0.00	Other Conditions
Convicted	77	1	9	76	47	-	-	9	1	-	-	20	
		1.30%	11.69%	98.70%	61.04%	-	-	11.69%	1.30%	-	-	25.97%	
Dismissed	4	-	1	1	4	-	-	2	-	-	-	-	
		-	25.00%	25.00%	100.00%	-	-	50.00%	-	-	-	-	
Diverted	16	-	-	2	16	-	-	-	-	-	-	-	2
		-	-	12.50%	100.00%	-	-	-	-	-	-	-	12.50%
	97	1	10	79	67	-	-	11	1	-	-	-	22

27A.460 (2) Percentages of fines, imprisonment, or other penalty assessment;

\* Percentages are based on total sentence records per category (convicted, acquitted...etc)

\* There can be multiple sentence conditions to a single charge.

**ADMINISTRATIVE OFFICE OF THE COURTS**

Research & Statistics

**Annual Report FY 2016**

**Circuit Court - "Felony" Criminal Cases**

**CRITTENDEN**

Plea Type	27A.460 - (5), (6)	NOT GUILTY	UNKNOWN PLEA TYPE	Total
Felony Charges	Original_Plea	1 0.53%	189 99.47%	190 100.00%
	Final_Plea	1 0.53%	189 99.47%	190 100.00%
Felony amended to Non-Felony	Original_Plea	-	6 100.00%	6 100.00%
	Final_Plea	-	6 100.00%	6 100.00%

27A.460 (5) Percentage of pleas as charges;  
27A.460 (6) Percentage of pleas to reduce charges;

Cases can have multiple charges which are heard either by a court trial, jury trial, no trial or by a combination of trial types. Depending upon the seriousness of the offense and the consequences of a guilty verdict, defendants in criminal cases have the constitutional right to a jury of their peers. In a jury trial, the Judge decides questions of law, and the jury decides whether the defendant is guilty or not guilty on each of the offense(s) charged. In a court trial, the judge decides questions of law and decides if guilty or not guilty on each offense(s) charges. The cases are categorized by how all the charges within the case were disposed. If all charges were disposed by the same trial type, it's counted in the separate category, otherwise, it's counted within the "Mixed Trial" category. If a charge had a nothing entered or it had "no trial" it's counted in the "No Trial" category.

Cases by Trial Type	27A.460 - (7), (8), (9), (10)	NO TRIAL	Total
Felony Amended Down to Non-Felony		6 100.00%	6 100.00%
Felony Charges		81 100.00%	81 100.00%
Felony Convictions		54 100.00%	54 100.00%

27A.460 (7) Percentage of disposition to guilty as charged by trial;  
27A.460 (8) Percentage of those found guilty of lesser charge by trial;  
27A.460 (9) Percentage of cases where jury trial taken;  
27A.460 (10) Percentage of trials which are bench (court) trials; and

Shock Probation by Disposition Type	27A.440 (3b)	DENIED	GRANTED	Total
0026090 SHOCK PROBATION IN FELONY CONVICTIONS		7 26.92%	19 73.08%	26 100.0000%

27A.440 (3) Cases in which shock probation has been granted:  
(b) Extracted data on shock probation shall be placed in the annual report of the Administrative Office of the Courts.

ADMINISTRATIVE OFFICE OF THE COURTS

Research & Statistics

Annual Report FY 2016

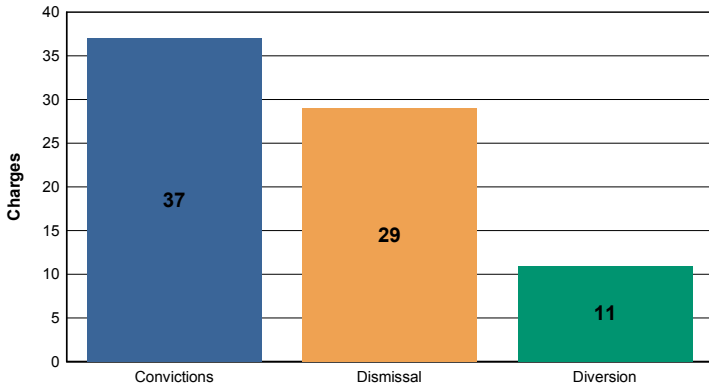
Circuit Court - "Felony" Criminal Cases

CRITTENDEN

Of those 77 felony offenses, 37 (48.05%) were convicted; were acquitted (%); and 29 (37.66%) were dismissed.

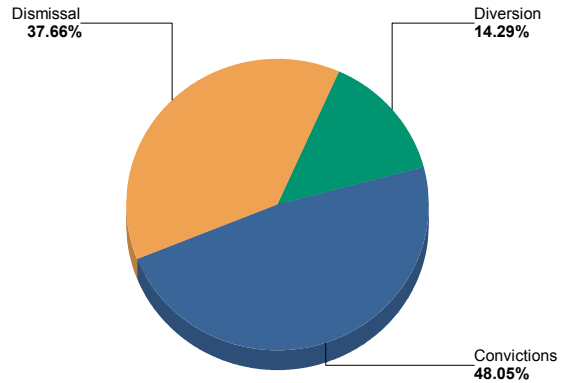
Felony Charges by Disposition Type

27A.460 - (1), (3), (4)



Percent of Charges by Disposition Type

27A.460 - (1), (3), (4)



27A.460 (1) Conviction percentages;

27A.460 (3) Percentage of acquittals;

27A.460(4) Percentage of dismissals;

\* "Others" disposition type include: Denied, Extradition, Grand Jury, Granted, Hung Jury, Merged, Mistrial, No Action Taken By Grand Jury, Other, Pardon - Prior to Adjudication Only, Peace Bond, Remanded, Set Aside/Voided, Sealed Records, Transfer, Drug Court Transfer, Vacated Judgment

Felony Charges Convicted by Disposition Type	ENHANCED	GUILTY	Total
	2	35	37
	5.41%	94.59%	100.00%

27A.460 - (2)	Sentence Records	Jail or Prison Conditionally Discharged	Jail or Prison Suspended	Jail or Prison Time > 0	Net Costs > \$0.00	Net Fines > \$0.00	Net Home Incarceration Time	Net Home Incarceration Time Suspended	Net Probation Time Supervised	Net Probation Time Unsupervised	Net Suspended Costs > \$0.00	Net Suspended Fines > \$0.00	Other Conditions
Convicted	36	3 8.33%	12 33.33%	36 100.00%	4 11.11%	-	-	-	14 38.89%	1 2.78%	-	-	7 19.44%
Diverted	11	2 18.18%	8 72.73%	10 90.91%	-	-	1 9.09%	-	8 72.73%	-	-	-	5 45.45%
	47	5	20	46	4	-	1	-	22	1	-	-	12

27A.460 (2) Percentages of fines, imprisonment, or other penalty assessment;

\* Percentages are based on total sentence records per category (convicted, acquitted...etc)

\* There can be multiple sentence conditions to a single charge.



**ADMINISTRATIVE OFFICE OF THE COURTS**

Research & Statistics

**Annual Report FY 2016**

**Circuit Court - "Felony" Criminal Cases**

**CUMBERLAND**

Plea Type	27A.460 - (5), (6)	GUILTY	NOT GUILTY	UNKNOWN PLEA TYPE	Total
Felony Charges	Original_Plea	5 6.49%	15 19.48%	57 74.03%	77 100.00%
	Final_Plea	19 24.68%	1 1.30%	57 74.03%	77 100.00%
Felony amended to Non-Felony	Original_Plea	-	-	2 100.00%	2 100.00%
	Final_Plea	-	-	2 100.00%	2 100.00%

*27A.460 (5) Percentage of pleas as charges;*

*27A.460 (6) Percentage of pleas to reduce charges;*

Cases can have multiple charges which are heard either by a court trial, jury trial, no trial or by a combination of trial types. Depending upon the seriousness of the offense and the consequences of a guilty verdict, defendants in criminal cases have the constitutional right to a jury of their peers. In a jury trial, the Judge decides questions of law, and the jury decides whether the defendant is guilty or not guilty on each of the offense(s) charged. In a court trial, the judge decides questions of law and decides if guilty or not guilty on each offense(s) charges. The cases are categorized by how all the charges within the case were disposed. If all charges were disposed by the same trial type, it's counted in the separate category, otherwise, it's counted within the "Mixed Trial" category. If a charge had a nothing entered or it had "no trial" it's counted in the "No Trial" category.

Cases by Trial Type	27A.460 - (7), (8), (9), (10)	JURY TRIAL	NO TRIAL	Total
Felony Amended Down to Non-Felony		-	2 100.00%	2 100.00%
Felony Charges		1 2.50%	40 100.00%	41 102.50%
Felony Convictions		1 4.35%	22 95.65%	23 100.00%

*27A.460 (7) Percentage of disposition to guilty as charged by trial;*

*27A.460 (8) Percentage of those found guilty of lesser charge by trial;*

*27A.460 (9) Percentage of cases where jury trial taken;*

*27A.460 (10) Percentage of trials which are bench (court) trials; and*

ADMINISTRATIVE OFFICE OF THE COURTS

Research & Statistics

Annual Report FY 2016

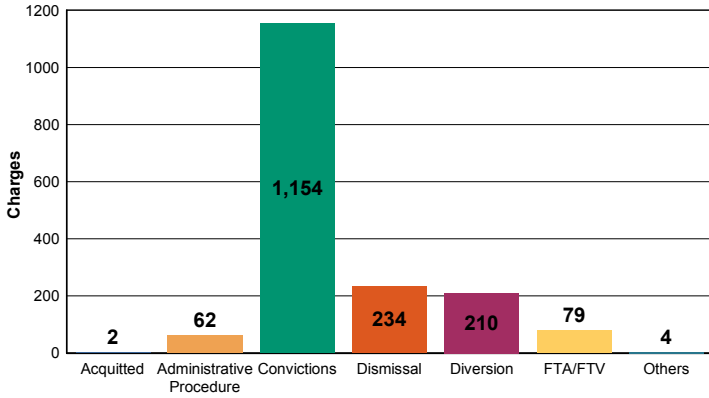
Circuit Court - "Felony" Criminal Cases

DAVISS

Of those 1,745 felony offenses, 1,154 (66.13%) were convicted; 2 were acquitted (0.11%); and 234 (13.41%) were dismissed.

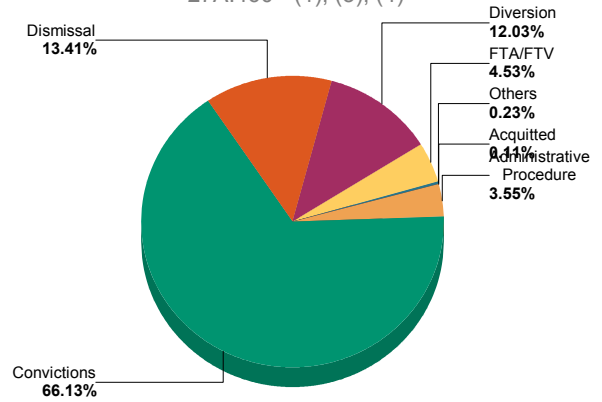
Felony Charges by Disposition Type

27A.460 - (1), (3), (4)



Percent of Charges by Disposition Type

27A.460 - (1), (3), (4)



27A.460 (1) Conviction percentages;

27A.460 (3) Percentage of acquittals;

27A.460(4) Percentage of dismissals;

\* "Others" disposition type include: Denied, Extradition, Grand Jury, Granted, Hung Jury, Merged, Mistrial, No Action Taken By Grand Jury, Other, Pardon - Prior to Adjudication Only, Peace Bond, Remanded, Set Aside/Voided, Sealed Records, Transfer, Drug Court Transfer, Vacated Judgment

Felony Charges Convicted by Disposition Type	ENHANCED	GUILTY	Total
	2 0.17%	1,152 99.83%	1,154 100.00%

27A.460 - (2)	Sentence Records	Jail or Prison Conditionally Discharged	Jail or Prison Suspended	Jail or Prison Time > 0	Net Costs > \$0.00	Net Fines > \$0.00	Net Home Incarceration Time	Net Home Incarceration Time Suspended	Net Probation Time Supervised	Net Probation Time Unsupervised	Net Suspended Costs > \$0.00	Net Suspended Fines > \$0.00	Other Conditions
Convicted	1,154	6 0.52%	562 48.70%	1,134 98.27%	648 56.15%	579 50.17%	-	-	552 47.83%	8 0.69%	-	-	648 56.15%
Dismissed	17	-	5 29.41%	11 64.71%	10 58.82%	8 47.06%	-	-	5 29.41%	-	-	-	4 23.53%
Diverted	1	-	-	-	1 100.00%	1 100.00%	-	-	-	-	-	-	-
	1,172	6	567	1,145	659	588	-	-	557	8	-	-	652

27A.460 (2) Percentages of fines, imprisonment, or other penalty assessment;

\* Percentages are based on total sentence records per category (convicted, acquitted...etc)

\* There can be multiple sentence conditions to a single charge.

**ADMINISTRATIVE OFFICE OF THE COURTS**

Research & Statistics

**Annual Report FY 2016**

**Circuit Court - "Felony" Criminal Cases**

**DAVISS**

Plea Type	27A.460 - (5), (6)	GUILTY	NOT GUILTY	UNKNOWN PLEA TYPE	Total
		Felony Charges	Original_Plea 72 4.13%	1,420 81.38%	253 14.50%
	Final_Plea	1,312 75.19%	180 10.32%	253 14.50%	1,745 100.00%
Felony amended to Non-Felony	Original_Plea	- 0.00%	74 64.91%	40 35.09%	114 100.00%
	Final_Plea	2 1.75%	72 63.16%	40 35.09%	114 100.00%

27A.460 (5) Percentage of pleas as charges;  
27A.460 (6) Percentage of pleas to reduce charges;

Cases can have multiple charges which are heard either by a court trial, jury trial, no trial or by a combination of trial types. Depending upon the seriousness of the offense and the consequences of a guilty verdict, defendants in criminal cases have the constitutional right to a jury of their peers. In a jury trial, the Judge decides questions of law, and the jury decides whether the defendant is guilty or not guilty on each of the offense(s) charged. In a court trial, the judge decides questions of law and decides if guilty or not guilty on each offense(s) charges. The cases are categorized by how all the charges within the case were disposed. If all charges were disposed by the same trial type, it's counted in the separate category, otherwise, it's counted within the "Mixed Trial" category. If a charge had a nothing entered or it had "no trial" it's counted in the "No Trial" category.

Cases by Trial Type	27A.460 - (7), (8), (9), (10)	JURY TRIAL	NO TRIAL	Total
		Felony Amended Down to Non-Felony	-	98 100.00%
Felony Charges		3 0.30%	1,003 99.70%	1,006 100.00%
Felony Convictions		2 0.29%	679 99.71%	681 100.00%

27A.460 (7) Percentage of disposition to guilty as charged by trial;  
27A.460 (8) Percentage of those found guilty of lesser charge by trial;  
27A.460 (9) Percentage of cases where jury trial taken;  
27A.460 (10) Percentage of trials which are bench (court) trials; and

Shock Probation by Disposition Type	27A.440 (3b)	GRANTED	GUILTY	Total
		0026090 SHOCK PROBATION IN FELONY CONVICTIONS	162 98.78%	2 1.22%

27A.440 (3) Cases in which shock probation has been granted:  
(b) Extracted data on shock probation shall be placed in the annual report of the Administrative Office of the Courts.

**ADMINISTRATIVE OFFICE OF THE COURTS**

Research & Statistics

**Annual Report FY 2016**

**Circuit Court - "Felony" Criminal Cases**

**DAVISS**

**Youthful Offenders**

Note: Per statute 635.020 (7) If a person who is eighteen (18) or older and before the court is charged with a felony that occurred prior to his eighteenth birthday, the court shall, upon motion of the county attorney made prior to adjudication, and after the county attorney has consulted with the Commonwealth's attorney, that the child be proceeded against as a youthful offender, proceed in accordance with the provisions of KRS 640.010.

The youthful offender data is pulled by looking at the circuit criminal cases with defendant's age calculated from date of birth to the case filing date, which is under 18, however, those eighteen(18) or older may not be accounted.

There were 4 felony level offenses and 0 non-felony level offenses disposed within 4 circuit criminal cases during the fiscal year. Non-felony offenses include misdemeanor, violation, local ordinance or other level offense(s) within those cases.

27A.460 - (11)		
	Charges	Cases
Felony	4	4
Felony amended to Non-Felony	-	

**27A.460 (11) The number of juvenile offenders tried as an adult.**

Of the 4 felony level offenses disposed within the youthful offender cases, 2 (50.00%) charges were convicted.

Youthful Offender	Convictions	Dismissal	Diversion	Total
	Felony Charges by Disposition Type	2 50.00%	1 25.00%	1 25.00%

Youthful Offender	GUILTY	Total
	Felony Charges Convicted by Disposition Type	2 100.00%

ADMINISTRATIVE OFFICE OF THE COURTS

Research & Statistics

Annual Report FY 2016

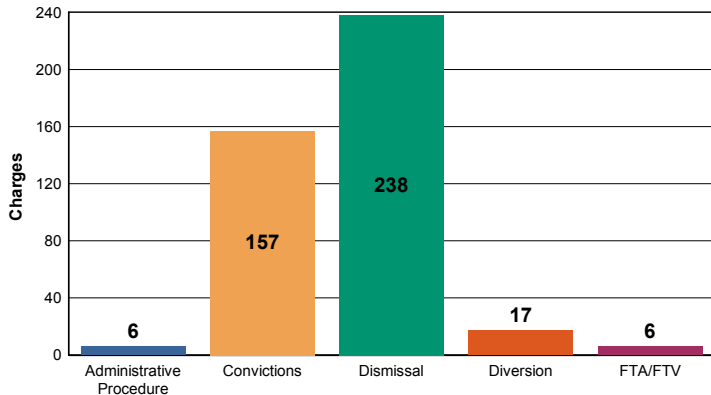
Circuit Court - "Felony" Criminal Cases

EDMONSON

Of those 424 felony offenses, 157 (37.03%) were convicted; were acquitted (%); and 238 (56.13%) were dismissed.

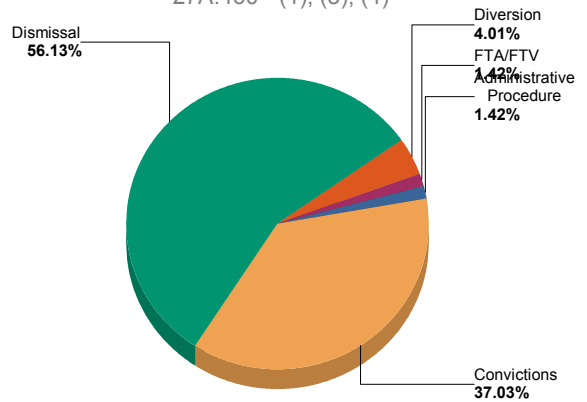
Felony Charges by Disposition Type

27A.460 - (1), (3), (4)



Percent of Charges by Disposition Type

27A.460 - (1), (3), (4)



27A.460 (1) Conviction percentages;

27A.460 (3) Percentage of acquittals;

27A.460(4) Percentage of dismissals;

\* "Others" disposition type include: Denied, Extradition, Grand Jury, Granted, Hung Jury, Merged, Mistrial, No Action Taken By Grand Jury, Other, Pardon - Prior to Adjudication Only, Peace Bond, Remanded, Set Aside/Voided, Sealed Records, Transfer, Drug Court Transfer, Vacated Judgment

Felony Charges Convicted by Disposition Type	ENHANCED	GUILTY	Total
	3 1.91%	154 98.09%	157 100.00%

27A.460 - (2)	Sentence Records	Jail or Prison Conditionally Discharged	Jail or Prison Suspended	Jail or Prison Time > 0	Net Costs > \$0.00	Net Fines > \$0.00	Net Home Incarceration Time	Net Home Incarceration Time Suspended	Net Probation Time Supervised	Net Probation Time Unsupervised	Net Suspended Costs > \$0.00	Net Suspended Fines > \$0.00	Other Conditions
Convicted	155	13 8.39%	25 16.13%	152 98.06%	20 12.90%	-	-	-	23 14.84%	2 1.29%	-	-	31 20.00%
Dismissed	5	-	3 60.00%	3 60.00%	4 80.00%	-	-	-	2 40.00%	1 20.00%	-	-	1 20.00%
Diverted	11	4 36.36%	5 45.45%	9 81.82%	8 72.73%	1 9.09%	-	-	8 72.73%	1 9.09%	-	-	3 27.27%
	171	17	33	164	32	1	-	-	33	4	-	-	35

27A.460 (2) Percentages of fines, imprisonment, or other penalty assessment;

\* Percentages are based on total sentence records per category (convicted, acquitted...etc)

\* There can be multiple sentence conditions to a single charge.

**ADMINISTRATIVE OFFICE OF THE COURTS**

Research & Statistics

**Annual Report FY 2016**

**Circuit Court - "Felony" Criminal Cases**

**EDMONSON**

Plea Type	27A.460 - (5), (6)	GUILTY	NOT GUILTY	UNKNOWN PLEA TYPE	Total
		Felony Charges	Original_Plea	-	1
		0.00%	0.24%	99.76%	100.00%
	Final_Plea	1	-	423	424
		0.24%	0.00%	99.76%	100.00%
Felony amended to Non-Felony	Original_Plea	-	-	14	14
		0.00%	0.00%	100.00%	100.00%
	Final_Plea	-	-	14	14
		0.00%	0.00%	100.00%	100.00%

27A.460 (5) Percentage of pleas as charges;

27A.460 (6) Percentage of pleas to reduce charges;

Cases can have multiple charges which are heard either by a court trial, jury trial, no trial or by a combination of trial types. Depending upon the seriousness of the offense and the consequences of a guilty verdict, defendants in criminal cases have the constitutional right to a jury of their peers. In a jury trial, the Judge decides questions of law, and the jury decides whether the defendant is guilty or not guilty on each of the offense(s) charged. In a court trial, the judge decides questions of law and decides if guilty or not guilty on each offense(s) charges. The cases are categorized by how all the charges within the case were disposed. If all charges were disposed by the same trial type, it's counted in the separate category, otherwise, it's counted within the "Mixed Trial" category. If a charge had a nothing entered or it had "no trial" it's counted in the "No Trial" category.

Cases by Trial Type	27A.460 - (7), (8), (9), (10)	NO TRIAL	Total
		Felony Amended Down to Non-Felony	14
		100.00%	100.00%
Felony Charges		114	114
		100.00%	100.00%
Felony Convictions		77	77
		100.00%	100.00%

27A.460 (7) Percentage of disposition to guilty as charged by trial;

27A.460 (8) Percentage of those found guilty of lesser charge by trial;

27A.460 (9) Percentage of cases where jury trial taken;

27A.460 (10) Percentage of trials which are bench (court) trials; and

**Shock Probation by Disposition Type**

27A.440 (3b)

	DENIED	DISMISSED	GRANTED	OTHER	Total
0026090 SHOCK PROBATION IN FELONY CONVICTIONS	62	2	14	2	80
	76.54%	2.47%	17.28%	2.47%	98.7654%
0026100 SHOCK PROBATION IN MISDEMEANOR CONVICTIONS	1	-	-	-	1
	1.23%	-	-	-	1.2346%

27A.440 (3) Cases in which shock probation has been granted:

(b) Extracted data on shock probation shall be placed in the annual report of the Administrative Office of the Courts.

**ADMINISTRATIVE OFFICE OF THE COURTS**

Research & Statistics

**Annual Report FY 2016**

**Circuit Court - "Felony" Criminal Cases**

**EDMONSON**

**Youthful Offenders**

Note: Per statute 635.020 (7) If a person who is eighteen (18) or older and before the court is charged with a felony that occurred prior to his eighteenth birthday, the court shall, upon motion of the county attorney made prior to adjudication, and after the county attorney has consulted with the Commonwealth's attorney, that the child be proceeded against as a youthful offender, proceed in accordance with the provisions of KRS 640.010.

The youthful offender data is pulled by looking at the circuit criminal cases with defendant's age calculated from date of birth to the case filing date, which is under 18, however, those eighteen(18) or older may not be accounted.

There were 5 felony level offenses and 0 non-felony level offenses disposed within 2 circuit criminal cases during the fiscal year. Non-felony offenses include misdemeanor, violation, local ordinance or other level offense(s) within those cases.

27A.460 - (11)	Charges	Cases
Felony	5	2
Felony amended to Non-Felony	-	

**27A.460 (11) The number of juvenile offenders tried as an adult.**

Of the 5 felony level offenses disposed within the youthful offender cases, 2 (40.00%) charges were convicted.

Youthful Offender	Convictions	Dismissal	Total
Felony Charges by Disposition Type	2 40.00%	3 60.00%	5 100.00%

Youthful Offender	GUILTY	Total
Felony Charges Convicted by Disposition Type	2 100.00%	2 100.00%

ADMINISTRATIVE OFFICE OF THE COURTS

Research & Statistics

Annual Report FY 2016

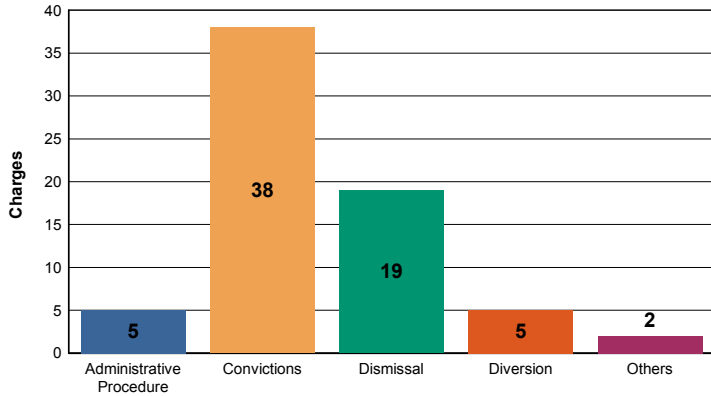
Circuit Court - "Felony" Criminal Cases

ELLIOTT

Of those 69 felony offenses, 38 (55.07%) were convicted; were acquitted (%); and 19 (27.54%) were dismissed.

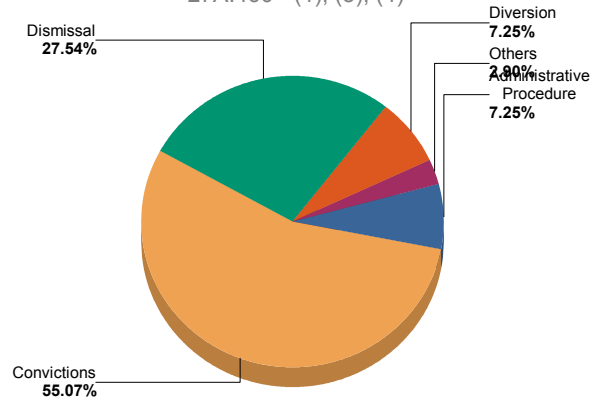
Felony Charges by Disposition Type

27A.460 - (1), (3), (4)



Percent of Charges by Disposition Type

27A.460 - (1), (3), (4)



27A.460 (1) Conviction percentages;

27A.460 (3) Percentage of acquittals;

27A.460(4) Percentage of dismissals;

\* "Others" disposition type include: Denied, Extradition, Grand Jury, Granted, Hung Jury, Merged, Mistrial, No Action Taken By Grand Jury, Other, Pardon - Prior to Adjudication Only, Peace Bond, Remanded, Set Aside/Voided, Sealed Records, Transfer, Drug Court Transfer, Vacated Judgment

Felony Charges Convicted by Disposition Type	ENHANCED	GUILTY	Total
	4	34	38
	10.53%	89.47%	100.00%

27A.460 - (2)	Sentence Records	Jail or Prison Conditionally Discharged	Jail or Prison Suspended	Jail or Prison Time > 0	Net Costs > \$0.00	Net Fines > \$0.00	Net Home Incarceration Time	Net Home Incarceration Time Suspended	Net Probation Time Supervised	Net Probation Time Unsupervised	Net Suspended Costs > \$0.00	Net Suspended Fines > \$0.00	Other Conditions
Convicted	38	1 2.63%	7 18.42%	37 97.37%	26 68.42%	-	-	7 18.42%	1 2.63%	-	-	9 23.68%	
Dismissed	2	-	-	-	2 100.00%	-	-	-	-	-	-	2 100.00%	
Diverted	4	-	-	-	4 100.00%	-	-	-	-	-	-	-	
	44	1	7	37	32	-	-	7	1	-	-	11	

27A.460 (2) Percentages of fines, imprisonment, or other penalty assessment;

\* Percentages are based on total sentence records per category (convicted, acquitted...etc)

\* There can be multiple sentence conditions to a single charge.



**ADMINISTRATIVE OFFICE OF THE COURTS**

Research & Statistics

**Annual Report FY 2016**

**Circuit Court - "Felony" Criminal Cases**

**ELLIOTT**

Plea Type	27A.460 - (5), (6)	NOT GUILTY	UNKNOWN PLEA TYPE	Total
Felony Charges	Original_Plea	1 1.45%	68 98.55%	69 100.00%
	Final_Plea	1 1.45%	68 98.55%	69 100.00%
Felony amended to Non-Felony	Original_Plea	-	2 100.00%	2 100.00%
	Final_Plea	-	2 100.00%	2 100.00%

27A.460 (5) Percentage of pleas as charges;

27A.460 (6) Percentage of pleas to reduce charges;

Cases can have multiple charges which are heard either by a court trial, jury trial, no trial or by a combination of trial types. Depending upon the seriousness of the offense and the consequences of a guilty verdict, defendants in criminal cases have the constitutional right to a jury of their peers. In a jury trial, the Judge decides questions of law, and the jury decides whether the defendant is guilty or not guilty on each of the offense(s) charged. In a court trial, the judge decides questions of law and decides if guilty or not guilty on each offense(s) charges. The cases are categorized by how all the charges within the case were disposed. If all charges were disposed by the same trial type, it's counted in the separate category, otherwise, it's counted within the "Mixed Trial" category. If a charge had a nothing entered or it had "no trial" it's counted in the "No Trial" category.

Cases by Trial Type	27A.460 - (7), (8), (9), (10)	NO TRIAL	Total
Felony Amended Down to Non-Felony		2 100.00%	2 100.00%
Felony Charges		42 100.00%	42 100.00%
Felony Convictions		27 100.00%	27 100.00%

27A.460 (7) Percentage of disposition to guilty as charged by trial;

27A.460 (8) Percentage of those found guilty of lesser charge by trial;

27A.460 (9) Percentage of cases where jury trial taken;

27A.460 (10) Percentage of trials which are bench (court) trials; and

**Shock Probation by  
Disposition Type**

27A.440 (3b)

	DENIED	Total
0026090 SHOCK PROBATION IN FELONY CONVICTIONS	6 100.00%	6 100.0000%

27A.440 (3) Cases in which shock probation has been granted:

(b) Extracted data on shock probation shall be placed in the annual report of the Administrative Office of the Courts.

ADMINISTRATIVE OFFICE OF THE COURTS

Research & Statistics

Annual Report FY 2016

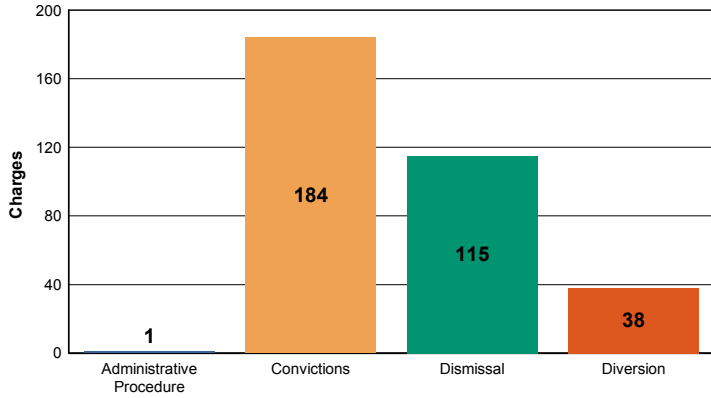
Circuit Court - "Felony" Criminal Cases

ELLIOTT

Of those 338 felony offenses, 184 (54.44%) were convicted; were acquitted (%); and 115 (34.02%) were dismissed.

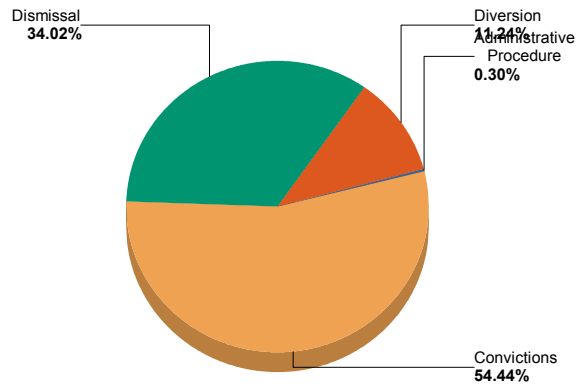
Felony Charges by Disposition Type

27A.460 - (1), (3), (4)



Percent of Charges by Disposition Type

27A.460 - (1), (3), (4)



27A.460 (1) Conviction percentages;

27A.460 (3) Percentage of acquittals;

27A.460(4) Percentage of dismissals;

\* "Others" disposition type include: Denied, Extradition, Grand Jury, Granted, Hung Jury, Merged, Mistrial, No Action Taken By Grand Jury, Other, Pardon - Prior to Adjudication Only, Peace Bond, Remanded, Set Aside/Voided, Sealed Records, Transfer, Drug Court Transfer, Vacated Judgment

Felony Charges Convicted by Disposition Type	ENHANCED	GUILTY	Total
	10 5.43%	174 94.57%	184 100.00%

27A.460 - (2)	Sentence Records	Jail or Prison Conditionally Discharged	Jail or Prison Suspended	Jail or Prison Time > 0	Net Costs > \$0.00	Net Fines > \$0.00	Net Home Incarceration Time	Net Home Incarceration Time Suspended	Net Probation Time Supervised	Net Probation Time Unsupervised	Net Suspended Costs > \$0.00	Net Suspended Fines > \$0.00	Other Conditions
Convicted	154	1 0.65%	33 21.43%	154 100.00%	67 43.51%	-	-	-	29 18.83%	2 1.30%	-	-	36 23.38%
Dismissed	16	-	-	-	12 75.00%	-	-	-	-	-	-	-	7 43.75%
Diverted	29	-	-	-	20 68.97%	-	-	-	-	-	-	-	8 27.59%
	199	1	33	154	99	-	-	-	29	2	-	-	51

27A.460 (2) Percentages of fines, imprisonment, or other penalty assessment;

\* Percentages are based on total sentence records per category (convicted, acquitted...etc)

\* There can be multiple sentence conditions to a single charge.

**ADMINISTRATIVE OFFICE OF THE COURTS**

Research & Statistics

**Annual Report FY 2016**

**Circuit Court - "Felony" Criminal Cases**

**ESTILL**

Plea Type		27A.460 - (5), (6)	GUILTY	NOT GUILTY	UNKNOWN PLEA TYPE	Total
Felony Charges	Original_Plea		0.00%	1.48%	98.52%	338
	Final_Plea	5	1.48%	0.00%	98.52%	338
Felony amended to Non-Felony	Original_Plea		0.00%	0.00%	100.00%	7
	Final_Plea		0.00%	0.00%	100.00%	7

27A.460 (5) Percentage of pleas as charges;  
27A.460 (6) Percentage of pleas to reduce charges;

Cases can have multiple charges which are heard either by a court trial, jury trial, no trial or by a combination of trial types. Depending upon the seriousness of the offense and the consequences of a guilty verdict, defendants in criminal cases have the constitutional right to a jury of their peers. In a jury trial, the Judge decides questions of law, and the jury decides whether the defendant is guilty or not guilty on each of the offense(s) charged. In a court trial, the judge decides questions of law and decides if guilty or not guilty on each offense(s) charges. The cases are categorized by how all the charges within the case were disposed. If all charges were disposed by the same trial type, it's counted in the separate category, otherwise, it's counted within the "Mixed Trial" category. If a charge had a nothing entered or it had "no trial" it's counted in the "No Trial" category.

Cases by Trial Type	27A.460 - (7), (8), (9), (10)	NO TRIAL	Total
Felony Amended Down to Non-Felony		4 100.00%	4 100.00%
Felony Charges		138 100.00%	138 100.00%
Felony Convictions		85 100.00%	85 100.00%

27A.460 (7) Percentage of disposition to guilty as charged by trial;  
27A.460 (8) Percentage of those found guilty of lesser charge by trial;  
27A.460 (9) Percentage of cases where jury trial taken;  
27A.460 (10) Percentage of trials which are bench (court) trials; and

Shock Probation by Disposition Type	27A.440 (3b)	DENIED	GRANTED	Total
0026090 SHOCK PROBATION IN FELONY CONVICTIONS		15 78.95%	4 21.05%	19 100.0000%

27A.440 (3) Cases in which shock probation has been granted:  
(b) Extracted data on shock probation shall be placed in the annual report of the Administrative Office of the Courts.

ADMINISTRATIVE OFFICE OF THE COURTS

Research & Statistics

Annual Report FY 2016

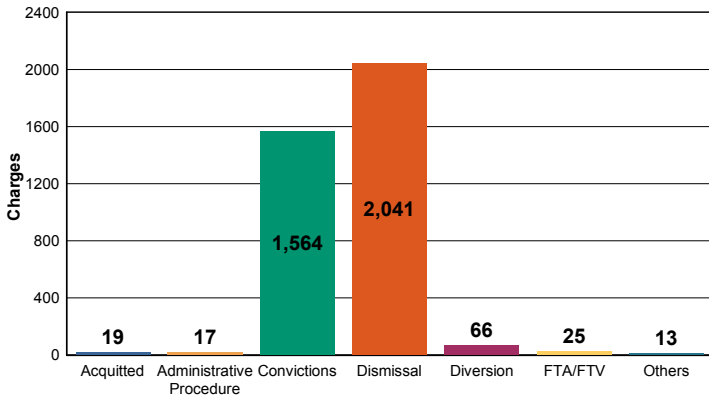
Circuit Court - "Felony" Criminal Cases

ESTILL

Of those 3,745 felony offenses, 1,564 (41.76%) were convicted; 19 were acquitted (0.51%); and 2,041 (54.50%) were dismissed.

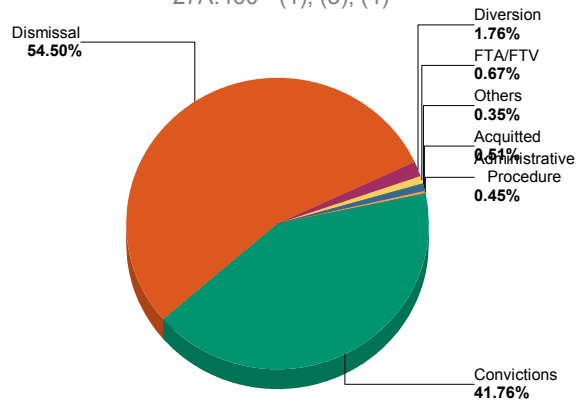
**Felony Charges by Disposition Type**

27A.460 - (1), (3), (4)



**Percent of Charges by Disposition Type**

27A.460 - (1), (3), (4)



27A.460 (1) Conviction percentages;

27A.460 (3) Percentage of acquittals;

27A.460(4) Percentage of dismissals;

\* "Others" disposition type include: Denied, Extradition, Grand Jury, Granted, Hung Jury, Merged, Mistrial, No Action Taken By Grand Jury, Other, Pardon - Prior to Adjudication Only, Peace Bond, Remanded, Set Aside/Voided, Sealed Records, Transfer, Drug Court Transfer, Vacated Judgment

	ENHANCED	GUILTY	Total
Felony Charges Convicted by Disposition Type	120 7.67%	1,444 92.33%	1,564 100.00%

**ADMINISTRATIVE OFFICE OF THE COURTS**

Research & Statistics

**Annual Report FY 2016**

**Circuit Court - "Felony" Criminal Cases**

**FAYETTE**

27A.460 - (2)	Sentence Records	Jail or Prison Conditionally Discharged	Jail or Prison Suspended	Jail or Prison Time > 0	Net Costs > \$0.00	Net Fines > \$0.00	Net Home Incarceration Time	Net Home Incarceration Time Suspended	Net Probation Time Supervised	Net Probation Time Unsupervised	Net Suspended Costs > \$0.00	Net Suspended Fines > \$0.00	Other Conditions
Convicted	1,440	37 2.57%	586 40.69%	1,438 99.86%	681 47.29%	7 0.49%	-	-	521 36.18%	10 0.69%	-	-	607 42.15%
Dismissed	10	-	5 50.00%	8 80.00%	9 90.00%	-	-	-	4 40.00%	-	-	-	6 60.00%
Diverted	6	-	1 16.67%	1 16.67%	4 66.67%	-	-	-	1 16.67%	-	-	-	-
Others	4	-	4 100.00%	4 100.00%	3 75.00%	-	-	-	4 100.00%	-	-	-	4 100.00%
	1,460	37	596	1,451	697	7	-	-	530	10	-	-	617

27A.460 (2) Percentages of fines, imprisonment, or other penalty assessment;

\* Percentages are based on total sentence records per category (convicted, acquitted...etc)

\* There can be multiple sentence conditions to a single charge.

Plea Type	27A.460 - (5), (6)	GUILTY	NOT GUILTY	UNKNOWN PLEA TYPE	Total
Felony Charges	Original_Plea	328 8.76%	1,177 31.43%	2,240 59.81%	3,745 100.00%
	Final_Plea	1,321 35.27%	184 4.91%	2,240 59.81%	3,745 100.00%
Felony amended to Non-Felony	Original_Plea	23 2.49%	16 1.74%	883 95.77%	922 100.00%
	Final_Plea	32 3.47%	7 0.76%	883 95.77%	922 100.00%

27A.460 (5) Percentage of pleas as charges;

27A.460 (6) Percentage of pleas to reduce charges;

Cases can have multiple charges which are heard either by a court trial, jury trial, no trial or by a combination of trial types. Depending upon the seriousness of the offense and the consequences of a guilty verdict, defendants in criminal cases have the constitutional right to a jury of their peers. In a jury trial, the Judge decides questions of law, and the jury decides whether the defendant is guilty or not guilty on each of the offense(s) charged. In a court trial, the judge decides questions of law and decides if guilty or not guilty on each offense(s) charges. The cases are categorized by how all the charges within the case were disposed. If all charges were disposed by the same trial type, it's counted in the separate category, otherwise, it's counted within the "Mixed Trial" category. If a charge had a nothing entered or it had "no trial" it's counted in the "No Trial" category.

Cases by Trial Type	27A.460 - (7), (8), (9), (10)	COURT TRIAL	JURY TRIAL	NO TRIAL	Total
Felony Amended Down to Non-Felony	-	-	3 0.56%	529 99.44%	532 100.00%
Felony Charges	1 0.07%	21 1.45%	1,428 98.69%	1,450 100.21%	
Felony Convictions	1 0.10%	9 0.88%	1,008 99.12%	1,018 100.10%	

27A.460 (7) Percentage of disposition to guilty as charged by trial;

27A.460 (8) Percentage of those found guilty of lesser charge by trial;

27A.460 (9) Percentage of cases where jury trial taken;

27A.460 (10) Percentage of trials which are bench (court) trials; and

**ADMINISTRATIVE OFFICE OF THE COURTS**

Research & Statistics

**Annual Report FY 2016**

**Circuit Court - "Felony" Criminal Cases**

**FAYETTE**

**Shock Probation by Disposition Type**

27A.440 (3b)

	DENIED	GRANTED	GUILTY	WITHDRAWN	Total
0026090 SHOCK PROBATION IN FELONY CONVICTIONS	255 67.64%	29 7.69%	-	-	284 75.3316%
0026100 SHOCK PROBATION IN MISDEMEANOR CONVICTIONS	50 13.26%	16 4.24%	1 0.27%	1 0.27%	68 18.0372%
9096890 SHOCK PROBATION	23 6.10%	2 0.53%	-	-	25 6.6313%

27A.440 (3) Cases in which shock probation has been granted:

(b) Extracted data on shock probation shall be placed in the annual report of the Administrative Office of the Courts.

**Youthful Offenders**

Note: Per statute 635.020 (7) If a person who is eighteen (18) or older and before the court is charged with a felony that occurred prior to his eighteenth birthday, the court shall, upon motion of the county attorney made prior to adjudication, and after the county attorney has consulted with the Commonwealth's attorney, that the child be proceeded against as a youthful offender, proceed in accordance with the provisions of KRS 640.010.

The youthful offender data is pulled by looking at the circuit criminal cases with defendant's age calculated from date of birth to the case filing date, which is under 18, however, those eighteen(18) or older may not be accounted.

There were 35 felony level offenses and 2 non-felony level offenses disposed within 19 circuit criminal cases during the fiscal year. Non-felony offenses include misdemeanor, violation, local ordinance or other level offense(s) within those cases.

27A.460 - (11)

	Charges	Cases
Felony	35	19
Felony amended to Non-Felony	2	

27A.460 (11) The number of juvenile offenders tried as an adult.

Of the 35 felony level offenses disposed within the youthful offender cases, 29 (82.86%) charges were convicted.

**Youthful Offender**

	Convictions	Dismissal	Others	Total
Felony Charges by Disposition Type	29 82.86%	4 11.43%	2 5.71%	35 100.00%

**Youthful Offender**

	GUILTY	Total
Felony Charges Convicted by Disposition Type	29 100.00%	29 100.00%

ADMINISTRATIVE OFFICE OF THE COURTS

Research & Statistics

Annual Report FY 2016

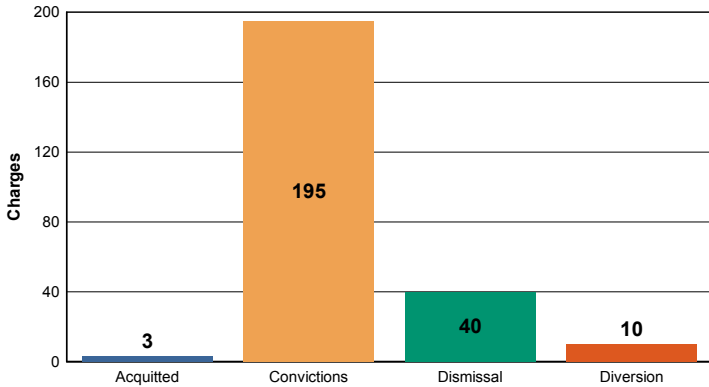
Circuit Court - "Felony" Criminal Cases

**FLEMING**

Of those 248 felony offenses, 195 (78.63%) were convicted; 3 were acquitted (1.21%); and 40 (16.13%) were dismissed.

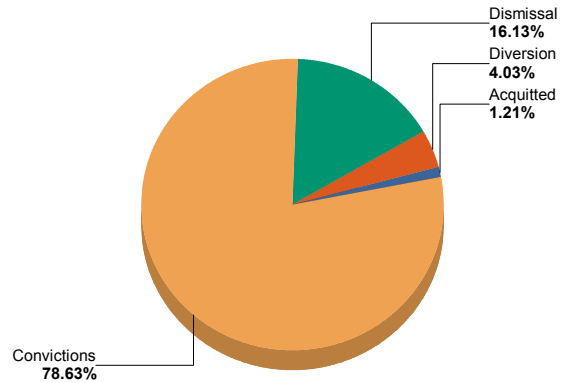
**Felony Charges by Disposition Type**

27A.460 - (1), (3), (4)



**Percent of Charges by Disposition Type**

27A.460 - (1), (3), (4)



27A.460 (1) Conviction percentages;

27A.460 (3) Percentage of acquittals;

27A.460(4) Percentage of dismissals;

\* "Others" disposition type include: Denied, Extradition, Grand Jury, Granted, Hung Jury, Merged, Mistrial, No Action Taken By Grand Jury, Other, Pardon - Prior to Adjudication Only, Peace Bond, Remanded, Set Aside/Voided, Sealed Records, Transfer, Drug Court Transfer, Vacated Judgment

Felony Charges Convicted by Disposition Type	GUILTY	Total
	195 100.00%	195 100.00%

27A.460 - (2)	Sentence Records	Jail or Prison Conditionally Discharged	Jail or Prison Suspended	Jail or Prison Time > 0	Net Costs > \$0.00	Net Fines > \$0.00	Net Home Incarceration Time	Net Home Incarceration Time Suspended	Net Probation Time Supervised	Net Probation Time Unsupervised	Net Suspended Costs > \$0.00	Net Suspended Fines > \$0.00	Other Conditions
Convicted	195	-	3 1.54%	195 100.00%	58 29.74%	7 3.59%	1 0.51%	-	3 1.54%	-	-	-	56 28.72%
	195	-	3	195	58	7	1	-	3	-	-	-	56

27A.460 (2) Percentages of fines, imprisonment, or other penalty assessment;

\* Percentages are based on total sentence records per category (convicted, acquitted...etc)

\* There can be multiple sentence conditions to a single charge.

**ADMINISTRATIVE OFFICE OF THE COURTS**

Research & Statistics

**Annual Report FY 2016**

**Circuit Court - "Felony" Criminal Cases**

**FLEMING**

Plea Type		27A.460 - (5), (6)	GUILTY	NOT GUILTY	UNKNOWN PLEA TYPE	Total
Felony Charges	Original_Plea		<b>6</b> 2.42%	<b>52</b> 20.97%	<b>190</b> 76.61%	<b>248</b> 100.00%
	Final_Plea		<b>43</b> 17.34%	<b>15</b> 6.05%	<b>190</b> 76.61%	<b>248</b> 100.00%
Felony amended to Non-Felony	Original_Plea		-	<b>6</b> 46.15%	<b>7</b> 53.85%	<b>13</b> 100.00%
	Final_Plea		-	<b>6</b> 46.15%	<b>7</b> 53.85%	<b>13</b> 100.00%

27A.460 (5) Percentage of pleas as charges;  
27A.460 (6) Percentage of pleas to reduce charges;

Cases can have multiple charges which are heard either by a court trial, jury trial, no trial or by a combination of trial types. Depending upon the seriousness of the offense and the consequences of a guilty verdict, defendants in criminal cases have the constitutional right to a jury of their peers. In a jury trial, the Judge decides questions of law, and the jury decides whether the defendant is guilty or not guilty on each of the offense(s) charged. In a court trial, the judge decides questions of law and decides if guilty or not guilty on each offense(s) charges. The cases are categorized by how all the charges within the case were disposed. If all charges were disposed by the same trial type, it's counted in the separate category, otherwise, it's counted within the "Mixed Trial" category. If a charge had a nothing entered or it had "no trial" it's counted in the "No Trial" category.

Cases by Trial Type	27A.460 - (7), (8), (9), (10)	JURY TRIAL	NO TRIAL	Total
Felony Amended Down to Non-Felony		<b>1</b> 10.00%	<b>9</b> 90.00%	<b>10</b> 100.00%
Felony Charges		<b>2</b> 2.17%	<b>90</b> 97.83%	<b>92</b> 100.00%
Felony Convictions		<b>2</b> 2.86%	<b>68</b> 97.14%	<b>70</b> 100.00%

27A.460 (7) Percentage of disposition to guilty as charged by trial;  
27A.460 (8) Percentage of those found guilty of lesser charge by trial;  
27A.460 (9) Percentage of cases where jury trial taken;  
27A.460 (10) Percentage of trials which are bench (court) trials; and

Shock Probation by Disposition Type	27A.440 (3b)	DENIED	GRANTED	WITHDRAWN	Total
0026090 SHOCK PROBATION IN FELONY CONVICTIONS		<b>33</b> 50.77%	<b>26</b> 40.00%	<b>4</b> 6.15%	<b>63</b> 96.9230%
0026100 SHOCK PROBATION IN MISDEMEANOR CONVICTIONS		-	<b>2</b> 3.08%	-	<b>2</b> 3.0769%

27A.440 (3) Cases in which shock probation has been granted:  
(b) Extracted data on shock probation shall be placed in the annual report of the Administrative Office of the Courts.



ADMINISTRATIVE OFFICE OF THE COURTS

Research & Statistics

Annual Report FY 2016

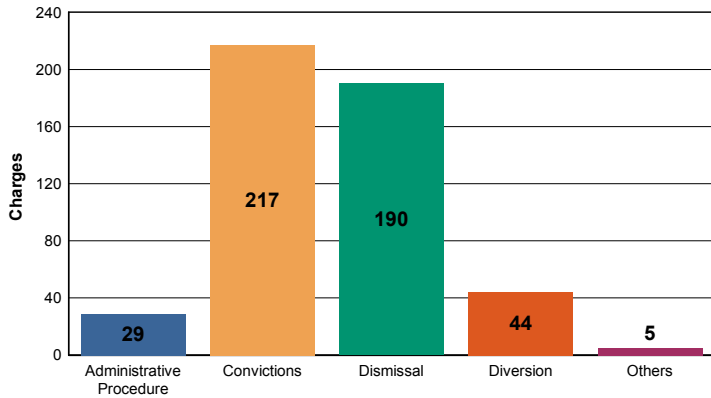
Circuit Court - "Felony" Criminal Cases

**FLEMING**

Of those 485 felony offenses, 217 (44.74%) were convicted; were acquitted (%); and 190 (39.18%) were dismissed.

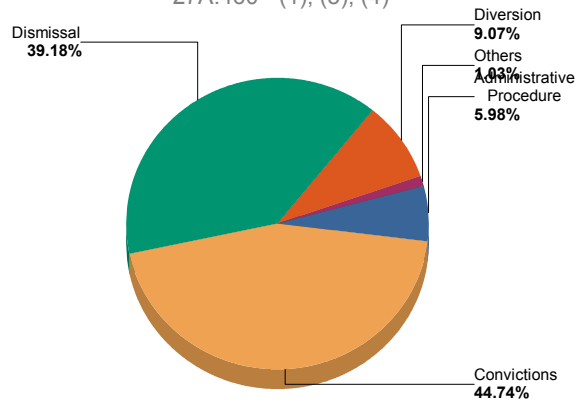
**Felony Charges by Disposition Type**

27A.460 - (1), (3), (4)



**Percent of Charges by Disposition Type**

27A.460 - (1), (3), (4)



**27A.460 (1) Conviction percentages;**

**27A.460 (3) Percentage of acquittals;**

**27A.460(4) Percentage of dismissals;**

\* "Others" disposition type include: Denied, Extradition, Grand Jury, Granted, Hung Jury, Merged, Mistrial, No Action Taken By Grand Jury, Other, Pardon - Prior to Adjudication Only, Peace Bond, Remanded, Set Aside/Voided, Sealed Records, Transfer, Drug Court Transfer, Vacated Judgment

	GUILTY	Total
Felony Charges Convicted by Disposition Type	217 100.00%	217 100.00%

**ADMINISTRATIVE OFFICE OF THE COURTS**

Research & Statistics

Annual Report FY 2016

Circuit Court - "Felony" Criminal Cases

**FLOYD**

27A.460 - (2)	Sentence Records	Jail or Prison Conditionally Discharged	Jail or Prison Suspended	Jail or Prison Time > 0	Net Costs > \$0.00	Net Fines > \$0.00	Net Home Incarceration Time	Net Home Incarceration Time Suspended	Net Probation Time Supervised	Net Probation Time Unsupervised	Net Suspended Costs > \$0.00	Net Suspended Fines > \$0.00	Other Conditions
Convicted	217	-	60 27.65%	214 98.62%	137 63.13%	5 2.30%	-	-	56 25.81%	1 0.46%	-	-	8 3.69%
Dismissed	7	-	5 71.43%	6 85.71%	-	-	-	-	4 57.14%	-	-	-	5 71.43%
Diverted	16	-	10 62.50%	10 62.50%	6 37.50%	-	-	-	5 31.25%	-	-	-	1 6.25%
Others	1	-	-	1 100.00%	-	-	-	-	-	-	-	-	-
	241	-	75	231	143	5	-	-	65	1	-	-	14

27A.460 (2) Percentages of fines, imprisonment, or other penalty assessment;

\* Percentages are based on total sentence records per category (convicted, acquitted...etc)

\* There can be multiple sentence conditions to a single charge.

Plea Type	27A.460 - (5), (6)	Plea Type			Total
		GUILTY	NOT GUILTY	UNKNOWN PLEA TYPE	
Felony Charges	Original_Plea	12 2.47%	299 61.65%	174 35.88%	485 100.00%
	Final_Plea	241 49.69%	70 14.43%	174 35.88%	485 100.00%
Felony amended to Non-Felony	Original_Plea	-	31 43.06%	41 56.94%	72 100.00%
	Final_Plea	3 4.17%	28 38.89%	41 56.94%	72 100.00%

27A.460 (5) Percentage of pleas as charges;

27A.460 (6) Percentage of pleas to reduce charges;

Cases can have multiple charges which are heard either by a court trial, jury trial, no trial or by a combination of trial types. Depending upon the seriousness of the offense and the consequences of a guilty verdict, defendants in criminal cases have the constitutional right to a jury of their peers. In a jury trial, the Judge decides questions of law, and the jury decides whether the defendant is guilty or not guilty on each of the offense(s) charged. In a court trial, the judge decides questions of law and decides if guilty or not guilty on each offense(s) charges. The cases are categorized by how all the charges within the case were disposed. If all charges were disposed by the same trial type, it's counted in the separate category, otherwise, it's counted within the "Mixed Trial" category. If a charge had a nothing entered or it had "no trial" it's counted in the "No Trial" category.

Cases by Trial Type	27A.460 - (7), (8), (9), (10)	JURY TRIAL	NO TRIAL	Total
Felony Amended Down to Non-Felony	-	-	54 100.00%	54 100.00%
Felony Charges	2 0.78%	2	253 99.22%	255 100.00%
Felony Convictions	-	-	146 100.00%	146 100.00%

27A.460 (7) Percentage of disposition to guilty as charged by trial;

27A.460 (8) Percentage of those found guilty of lesser charge by trial;

27A.460 (9) Percentage of cases where jury trial taken;

27A.460 (10) Percentage of trials which are bench (court) trials; and

ADMINISTRATIVE OFFICE OF THE COURTS

Research & Statistics

Annual Report FY 2016

Circuit Court - "Felony" Criminal Cases

FLOYD

Shock Probation by  
Disposition Type

27A.440 (3b)

	DENIED	Total
0026090 SHOCK PROBATION IN FELONY CONVICTIONS	13 100.00%	13 100.0000%

27A.440 (3) Cases in which shock probation has been granted:

(b) Extracted data on shock probation shall be placed in the annual report of the Administrative Office of the Courts.

ADMINISTRATIVE OFFICE OF THE COURTS

Research & Statistics

Annual Report FY 2016

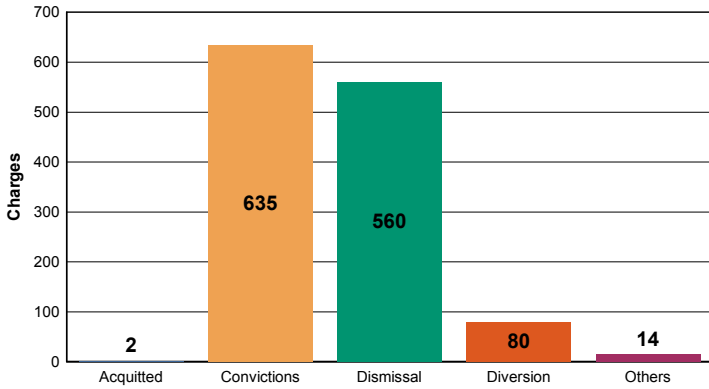
Circuit Court - "Felony" Criminal Cases

FRANKLIN

Of those 1,291 felony offenses, 635 (49.19%) were convicted; 2 were acquitted (0.15%); and 560 (43.38%) were dismissed.

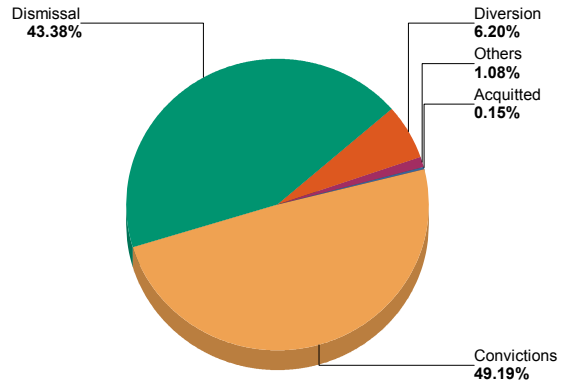
Felony Charges by Disposition Type

27A.460 - (1), (3), (4)



Percent of Charges by Disposition Type

27A.460 - (1), (3), (4)



27A.460 (1) Conviction percentages;

27A.460 (3) Percentage of acquittals;

27A.460(4) Percentage of dismissals;

\* "Others" disposition type include: Denied, Extradition, Grand Jury, Granted, Hung Jury, Merged, Mistrial, No Action Taken By Grand Jury, Other, Pardon - Prior to Adjudication Only, Peace Bond, Remanded, Set Aside/Voided, Sealed Records, Transfer, Drug Court Transfer, Vacated Judgment

Felony Charges Convicted by Disposition Type	ENHANCED	GUILTY	Total
	66	569	635
	10.39%	89.61%	100.00%

27A.460 - (2)	Sentence Records	Jail or Prison Conditionally Discharged	Jail or Prison Suspended	Jail or Prison Time > 0	Net Costs > \$0.00	Net Fines > \$0.00	Net Home Incarceration Time	Net Home Incarceration Time Suspended	Net Probation Time Supervised	Net Probation Time Unsupervised	Net Suspended Costs > \$0.00	Net Suspended Fines > \$0.00	Other Conditions
Convicted	574		358	568	185	5			329	28			22
			62.37%	98.95%	32.23%	0.87%			57.32%	4.88%			3.83%
Dismissed	23		22	22	11				13	9			13
			95.65%	95.65%	47.83%				56.52%	39.13%			56.52%
Diverted	22		3	3	21	3			3				2
			13.64%	13.64%	95.45%	13.64%			13.64%				9.09%
	619		383	593	217	8			345	37			37

27A.460 (2) Percentages of fines, imprisonment, or other penalty assessment;

\* Percentages are based on total sentence records per category (convicted, acquitted...etc)

\* There can be multiple sentence conditions to a single charge.

**ADMINISTRATIVE OFFICE OF THE COURTS**

Research & Statistics

**Annual Report FY 2016**

**Circuit Court - "Felony" Criminal Cases**

**FRANKLIN**

Plea Type	27A.460 - (5), (6)	GUILTY	NOT GUILTY	UNKNOWN PLEA TYPE	Total
Felony Charges	Original_Plea	2 0.15%	614 47.56%	675 52.29%	1,291 100.00%
	Final_Plea	613 47.48%	3 0.23%	675 52.29%	1,291 100.00%
Felony amended to Non-Felony	Original_Plea	-	2 1.46%	135 98.54%	137 100.00%
	Final_Plea	1 0.73%	1 0.73%	135 98.54%	137 100.00%

27A.460 (5) Percentage of pleas as charges;  
27A.460 (6) Percentage of pleas to reduce charges;

Cases can have multiple charges which are heard either by a court trial, jury trial, no trial or by a combination of trial types. Depending upon the seriousness of the offense and the consequences of a guilty verdict, defendants in criminal cases have the constitutional right to a jury of their peers. In a jury trial, the Judge decides questions of law, and the jury decides whether the defendant is guilty or not guilty on each of the offense(s) charged. In a court trial, the judge decides questions of law and decides if guilty or not guilty on each offense(s) charges. The cases are categorized by how all the charges within the case were disposed. If all charges were disposed by the same trial type, it's counted in the separate category, otherwise, it's counted within the "Mixed Trial" category. If a charge had a nothing entered or it had "no trial" it's counted in the "No Trial" category.

Cases by Trial Type	27A.460 - (7), (8), (9), (10)		
	JURY TRIAL	NO TRIAL	Total
Felony Amended Down to Non-Felony	1 0.99%	100 99.01%	101 100.00%
Felony Charges	-	400 100.00%	400 100.00%
Felony Convictions	-	232 100.00%	232 100.00%

27A.460 (7) Percentage of disposition to guilty as charged by trial;  
27A.460 (8) Percentage of those found guilty of lesser charge by trial;  
27A.460 (9) Percentage of cases where jury trial taken;  
27A.460 (10) Percentage of trials which are bench (court) trials; and

Shock Probation by Disposition Type	27A.440 (3b)		
	DENIED	GRANTED	Total
0026090 SHOCK PROBATION IN FELONY CONVICTIONS	49 61.25%	31 38.75%	80 100.0000%

27A.440 (3) Cases in which shock probation has been granted:  
(b) Extracted data on shock probation shall be placed in the annual report of the Administrative Office of the Courts.

ADMINISTRATIVE OFFICE OF THE COURTS

Research & Statistics

Annual Report FY 2016

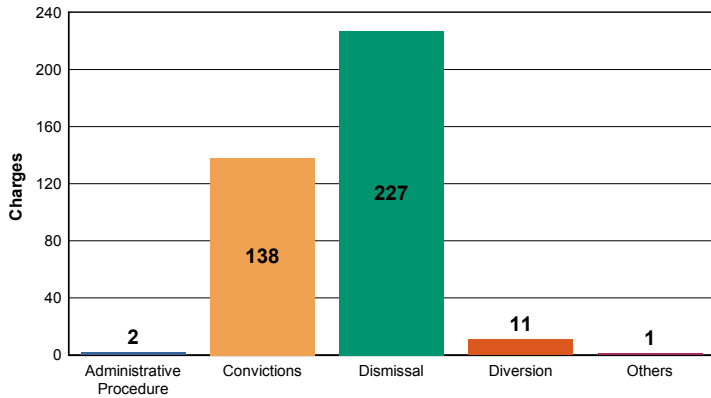
Circuit Court - "Felony" Criminal Cases

FRANKLIN

Of those 379 felony offenses, 138 (36.41%) were convicted; were acquitted (%); and 227 (59.89%) were dismissed.

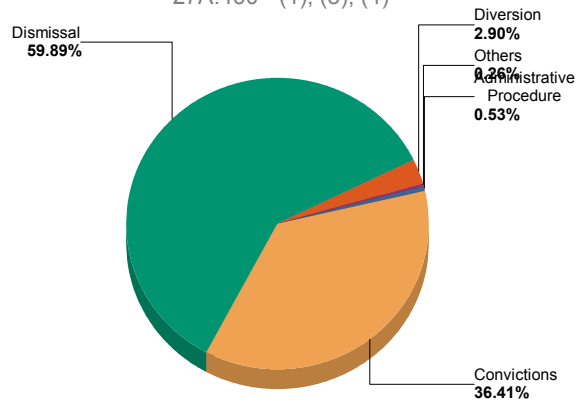
**Felony Charges by Disposition Type**

27A.460 - (1), (3), (4)



**Percent of Charges by Disposition Type**

27A.460 - (1), (3), (4)



**27A.460 (1) Conviction percentages;**

**27A.460 (3) Percentage of acquittals;**

**27A.460(4) Percentage of dismissals;**

\* "Others" disposition type include: Denied, Extradition, Grand Jury, Granted, Hung Jury, Merged, Mistrial, No Action Taken By Grand Jury, Other, Pardon - Prior to Adjudication Only, Peace Bond, Remanded, Set Aside/Voided, Sealed Records, Transfer, Drug Court Transfer, Vacated Judgment

	ENHANCED	GUILTY	Total
Felony Charges Convicted by Disposition Type	1 0.72%	137 99.28%	138 100.00%

**ADMINISTRATIVE OFFICE OF THE COURTS**

Research & Statistics

**Annual Report FY 2016**

**Circuit Court - "Felony" Criminal Cases**

**FULTON**

27A.460 - (2)	Sentence Records	Jail or Prison Conditionally Discharged	Jail or Prison Suspended	Jail or Prison Time > 0	Net Costs > \$0.00	Net Fines > \$0.00	Net Home Incarceration Time	Net Home Incarceration Time Suspended	Net Probation Time Supervised	Net Probation Time Unsupervised	Net Suspended Costs > \$0.00	Net Suspended Fines > \$0.00	Other Conditions
Convicted	138	1 0.72%	50 36.23%	138 100.00%	79 57.25%	1 0.72%			51 36.96%				40 28.99%
Dismissed	4				4 100.00%								
Diverted	2				2 100.00%								
Others	1		1 100.00%	1 100.00%					1 100.00%				1 100.00%
	<b>145</b>	<b>1</b>	<b>51</b>	<b>139</b>	<b>85</b>	<b>1</b>			<b>52</b>				<b>41</b>

**27A.460 (2) Percentages of fines, imprisonment, or other penalty assessment;**

\* Percentages are based on total sentence records per category (convicted, acquitted...etc)

\* There can be multiple sentence conditions to a single charge.

Plea Type	27A.460 - (5), (6)	27A.460 - (5), (6)			Total
		GUILTY	NOT GUILTY	UNKNOWN PLEA TYPE	
Felony Charges	Original_Plea	109 28.76%	105 27.70%	165 43.54%	379 100.00%
	Final_Plea	136 35.88%	78 20.58%	165 43.54%	379 100.00%
Felony amended to Non-Felony	Original_Plea	-	3 17.65%	14 82.35%	17 100.00%
	Final_Plea	-	3 17.65%	14 82.35%	17 100.00%

**27A.460 (5) Percentage of pleas as charges;**

**27A.460 (6) Percentage of pleas to reduce charges;**

Cases can have multiple charges which are heard either by a court trial, jury trial, no trial or by a combination of trial types. Depending upon the seriousness of the offense and the consequences of a guilty verdict, defendants in criminal cases have the constitutional right to a jury of their peers. In a jury trial, the Judge decides questions of law, and the jury decides whether the defendant is guilty or not guilty on each of the offense(s) charged. In a court trial, the judge decides questions of law and decides if guilty or not guilty on each offense(s) charges. The cases are categorized by how all the charges within the case were disposed. If all charges were disposed by the same trial type, it's counted in the separate category, otherwise, it's counted within the "Mixed Trial" category. If a charge had a nothing entered or it had "no trial" it's counted in the "No Trial" category.

Cases by Trial Type	27A.460 - (7), (8), (9), (10)		Total
	JURY TRIAL	NO TRIAL	
Felony Amended Down to Non-Felony	-	14 100.00%	14 100.00%
Felony Charges	3 2.63%	111 97.37%	114 100.00%
Felony Convictions	3 3.41%	85 96.59%	88 100.00%

**27A.460 (7) Percentage of disposition to guilty as charged by trial;**

**27A.460 (8) Percentage of those found guilty of lesser charge by trial;**

**27A.460 (9) Percentage of cases where jury trial taken;**

**27A.460 (10) Percentage of trials which are bench (court) trials; and**

ADMINISTRATIVE OFFICE OF THE COURTS

Research & Statistics

Annual Report FY 2016

Circuit Court - "Felony" Criminal Cases

**FULTON**

**Shock Probation by  
Disposition Type**

27A.440 (3b)

	DENIED	GRANTED	OTHER	WITHDRAWN	Total
0026090 SHOCK PROBATION IN FELONY CONVICTIONS	21 32.81%	14 21.88%	23 35.94%	1 1.56%	59 92.1875%
0026100 SHOCK PROBATION IN MISDEMEANOR CONVICTIONS	3 4.69%	2 3.13%	-	-	5 7.8125%

27A.440 (3) Cases in which shock probation has been granted:

(b) Extracted data on shock probation shall be placed in the annual report of the Administrative Office of the Courts.



ADMINISTRATIVE OFFICE OF THE COURTS

Research & Statistics

Annual Report FY 2016

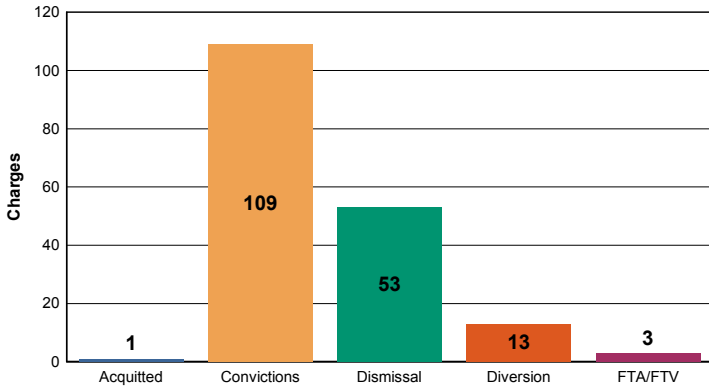
Circuit Court - "Felony" Criminal Cases

GALLATIN

Of those 179 felony offenses, 109 (60.89%) were convicted; 1 were acquitted (0.56%); and 53 (29.61%) were dismissed.

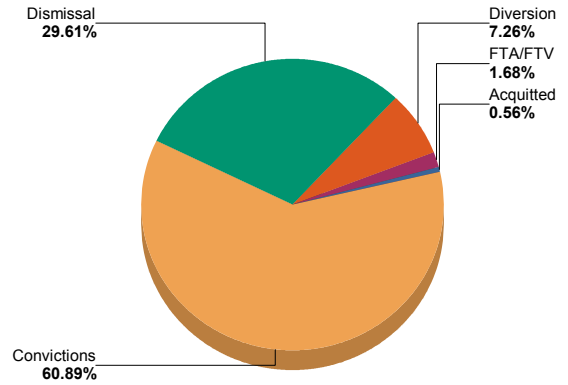
Felony Charges by Disposition Type

27A.460 - (1), (3), (4)



Percent of Charges by Disposition Type

27A.460 - (1), (3), (4)



27A.460 (1) Conviction percentages;

27A.460 (3) Percentage of acquittals;

27A.460(4) Percentage of dismissals;

\* "Others" disposition type include: Denied, Extradition, Grand Jury, Granted, Hung Jury, Merged, Mistrial, No Action Taken By Grand Jury, Other, Pardon - Prior to Adjudication Only, Peace Bond, Remanded, Set Aside/Voided, Sealed Records, Transfer, Drug Court Transfer, Vacated Judgment

Felony Charges Convicted by Disposition Type	GUILTY	Total
	109	109
	100.00%	100.00%

27A.460 - (2)	Sentence Records	Jail or Prison Conditionally Discharged	Jail or Prison Suspended	Jail or Prison Time > 0	Net Costs > \$0.00	Net Fines > \$0.00	Net Home Incarceration Time	Net Home Incarceration Time Suspended	Net Probation Time Supervised	Net Probation Time Unsupervised	Net Suspended Costs > \$0.00	Net Suspended Fines > \$0.00	Other Conditions
Convicted	107	3 2.80%	28 26.17%	64 59.81%	62 57.94%	48 44.86%	-	-	26 24.30%	2 1.87%	-	-	-
Dismissed	9	-	3 33.33%	3 33.33%	2 22.22%	1 11.11%	-	-	2 22.22%	2 22.22%	-	-	2 22.22%
Diverted	12	-	7 58.33%	7 58.33%	8 66.67%	4 33.33%	-	-	3 25.00%	1 8.33%	-	-	2 16.67%
	128	3	38	74	72	53	-	-	31	5	-	-	4

27A.460 (2) Percentages of fines, imprisonment, or other penalty assessment;

\* Percentages are based on total sentence records per category (convicted, acquitted...etc)

\* There can be multiple sentence conditions to a single charge.

**ADMINISTRATIVE OFFICE OF THE COURTS**

Research & Statistics

**Annual Report FY 2016**

**Circuit Court - "Felony" Criminal Cases**

**GALLATIN**

Plea Type	27A.460 - (5), (6)	GUILTY	NOT GUILTY	UNKNOWN PLEA TYPE	Total
Felony Charges	Original_Plea	5 2.79%	161 89.94%	13 7.26%	179 100.00%
	Final_Plea	129 72.07%	37 20.67%	13 7.26%	179 100.00%
Felony amended to Non-Felony	Original_Plea	-	122 100.00%	-	122 100.00%
	Final_Plea	1 0.82%	121 99.18%	-	122 100.00%

27A.460 (5) Percentage of pleas as charges;  
27A.460 (6) Percentage of pleas to reduce charges;

Cases can have multiple charges which are heard either by a court trial, jury trial, no trial or by a combination of trial types. Depending upon the seriousness of the offense and the consequences of a guilty verdict, defendants in criminal cases have the constitutional right to a jury of their peers. In a jury trial, the Judge decides questions of law, and the jury decides whether the defendant is guilty or not guilty on each of the offense(s) charged. In a court trial, the judge decides questions of law and decides if guilty or not guilty on each offense(s) charges. The cases are categorized by how all the charges within the case were disposed. If all charges were disposed by the same trial type, it's counted in the separate category, otherwise, it's counted within the "Mixed Trial" category. If a charge had a nothing entered or it had "no trial" it's counted in the "No Trial" category.

Cases by Trial Type	27A.460 - (7), (8), (9), (10)	JURY TRIAL	NO TRIAL	Total
Felony Amended Down to Non-Felony		-	4 100.00%	4 100.00%
Felony Charges		1 0.94%	105 99.06%	106 100.00%
Felony Convictions		-	71 100.00%	71 100.00%

27A.460 (7) Percentage of disposition to guilty as charged by trial;  
27A.460 (8) Percentage of those found guilty of lesser charge by trial;  
27A.460 (9) Percentage of cases where jury trial taken;  
27A.460 (10) Percentage of trials which are bench (court) trials; and

Shock Probation by Disposition Type	27A.440 (3b)	DENIED	GRANTED	Total
0026090 SHOCK PROBATION IN FELONY CONVICTIONS		12 85.71%	2 14.29%	14 100.0000%

27A.440 (3) Cases in which shock probation has been granted:  
(b) Extracted data on shock probation shall be placed in the annual report of the Administrative Office of the Courts.

ADMINISTRATIVE OFFICE OF THE COURTS

Research & Statistics

Annual Report FY 2016

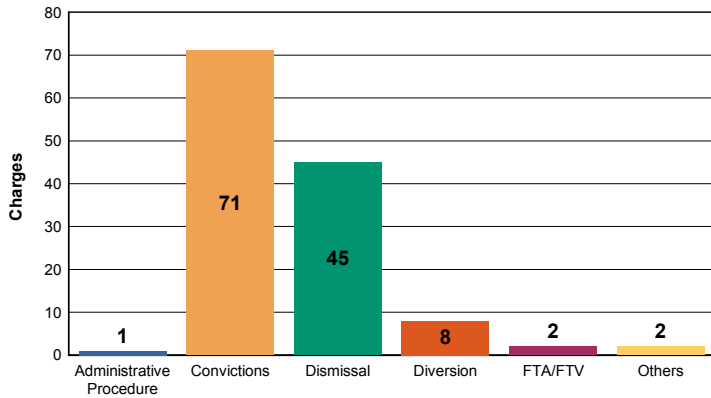
Circuit Court - "Felony" Criminal Cases

GALLATIN

Of those 129 felony offenses, 71 (55.04%) were convicted; were acquitted (%); and 45 (34.88%) were dismissed.

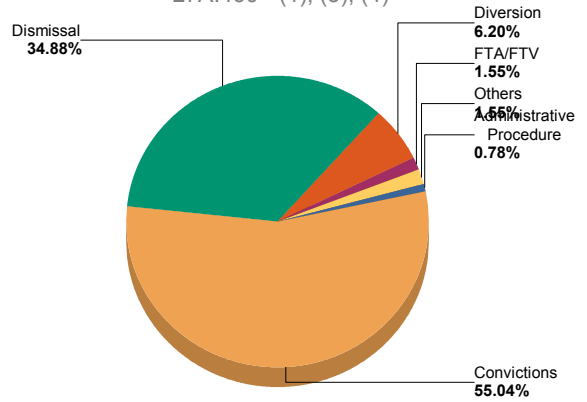
Felony Charges by Disposition Type

27A.460 - (1), (3), (4)



Percent of Charges by Disposition Type

27A.460 - (1), (3), (4)



27A.460 (1) Conviction percentages;

27A.460 (3) Percentage of acquittals;

27A.460(4) Percentage of dismissals;

\* "Others" disposition type include: Denied, Extradition, Grand Jury, Granted, Hung Jury, Merged, Mistrial, No Action Taken By Grand Jury, Other, Pardon - Prior to Adjudication Only, Peace Bond, Remanded, Set Aside/Voided, Sealed Records, Transfer, Drug Court Transfer, Vacated Judgment

Felony Charges Convicted by Disposition Type	ENHANCED	GUILTY	Total
	2	69	71
	2.82%	97.18%	100.00%

27A.460 - (2)	Sentence Records	Jail or Prison Conditionally Discharged	Jail or Prison Suspended	Jail or Prison Time > 0	Net Costs > \$0.00	Net Fines > \$0.00	Net Home Incarceration Time	Net Home Incarceration Time Suspended	Net Probation Time Supervised	Net Probation Time Unsupervised	Net Suspended Costs > \$0.00	Net Suspended Fines > \$0.00	Other Conditions
Convicted	69	2	24	69	26	1	-	-	20	-	-	-	26
		2.90%	34.78%	100.00%	37.68%	1.45%			28.99%				37.68%
	69	2	24	69	26	1	-	-	20	-	-	-	26

27A.460 (2) Percentages of fines, imprisonment, or other penalty assessment;

\* Percentages are based on total sentence records per category (convicted, acquitted...etc)

\* There can be multiple sentence conditions to a single charge.

**ADMINISTRATIVE OFFICE OF THE COURTS**

Research & Statistics

**Annual Report FY 2016**

**Circuit Court - "Felony" Criminal Cases**

**GARRARD**

Plea Type		27A.460 - (5), (6)	GUILTY	NOT GUILTY	UNKNOWN PLEA TYPE	Total	
Felony Charges	Original_Plea	<b>1</b>	<b>0.78%</b>	<b>39</b>	<b>30.23%</b>	<b>89</b>	<b>129</b>
	Final_Plea	<b>33</b>	<b>25.58%</b>	<b>7</b>	<b>5.43%</b>	<b>89</b>	<b>129</b>
Felony amended to Non-Felony	Original_Plea	-	<b>0.00%</b>	-	<b>0.00%</b>	<b>5</b>	<b>5</b>
	Final_Plea	-	<b>0.00%</b>	-	<b>0.00%</b>	<b>5</b>	<b>5</b>

27A.460 (5) Percentage of pleas as charges;  
27A.460 (6) Percentage of pleas to reduce charges;

Cases can have multiple charges which are heard either by a court trial, jury trial, no trial or by a combination of trial types. Depending upon the seriousness of the offense and the consequences of a guilty verdict, defendants in criminal cases have the constitutional right to a jury of their peers. In a jury trial, the Judge decides questions of law, and the jury decides whether the defendant is guilty or not guilty on each of the offense(s) charged. In a court trial, the judge decides questions of law and decides if guilty or not guilty on each offense(s) charges. The cases are categorized by how all the charges within the case were disposed. If all charges were disposed by the same trial type, it's counted in the separate category, otherwise, it's counted within the "Mixed Trial" category. If a charge had a nothing entered or it had "no trial" it's counted in the "No Trial" category.

Cases by Trial Type	27A.460 - (7), (8), (9), (10)	NO TRIAL	Total
Felony Amended Down to Non-Felony		<b>5</b>	<b>5</b>
		<b>100.00%</b>	<b>100.00%</b>
Felony Charges		<b>69</b>	<b>69</b>
		<b>100.00%</b>	<b>100.00%</b>
Felony Convictions		<b>41</b>	<b>41</b>
		<b>100.00%</b>	<b>100.00%</b>

27A.460 (7) Percentage of disposition to guilty as charged by trial;  
27A.460 (8) Percentage of those found guilty of lesser charge by trial;  
27A.460 (9) Percentage of cases where jury trial taken;  
27A.460 (10) Percentage of trials which are bench (court) trials; and

Shock Probation by Disposition Type	27A.440 (3b)	DENIED	Total
0026090 SHOCK PROBATION IN FELONY CONVICTIONS		<b>5</b>	<b>5</b>
		<b>100.00%</b>	<b>100.0000%</b>

27A.440 (3) Cases in which shock probation has been granted:  
(b) Extracted data on shock probation shall be placed in the annual report of the Administrative Office of the Courts.

ADMINISTRATIVE OFFICE OF THE COURTS

Research & Statistics

Annual Report FY 2016

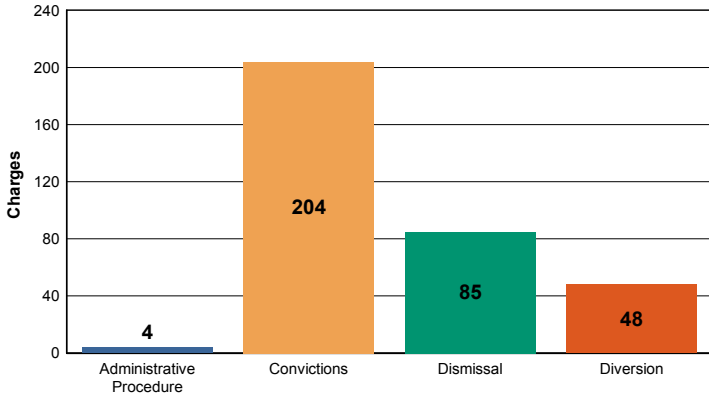
Circuit Court - "Felony" Criminal Cases

GARRARD

Of those 341 felony offenses, 204 (59.82%) were convicted; were acquitted (%); and 85 (24.93%) were dismissed.

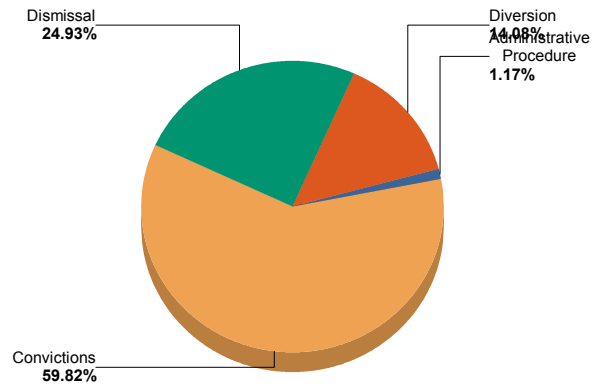
Felony Charges by Disposition Type

27A.460 - (1), (3), (4)



Percent of Charges by Disposition Type

27A.460 - (1), (3), (4)



27A.460 (1) Conviction percentages;

27A.460 (3) Percentage of acquittals;

27A.460(4) Percentage of dismissals;

\* "Others" disposition type include: Denied, Extradition, Grand Jury, Granted, Hung Jury, Merged, Mistrial, No Action Taken By Grand Jury, Other, Pardon - Prior to Adjudication Only, Peace Bond, Remanded, Set Aside/Voided, Sealed Records, Transfer, Drug Court Transfer, Vacated Judgment

	GUILTY	Total
Felony Charges Convicted by Disposition Type	204 100.00%	204 100.00%

27A.460 - (2)	Sentence Records	Jail or Prison Conditionally Discharged	Jail or Prison Suspended	Jail or Prison Time > 0	Net Costs > \$0.00	Net Fines > \$0.00	Net Home Incarceration Time	Net Home Incarceration Time Suspended	Net Probation Time Supervised	Net Probation Time Unsupervised	Net Suspended Costs > \$0.00	Net Suspended Fines > \$0.00	Other Conditions
Convicted	204	2 0.98%	90 44.12%	202 99.02%	114 55.88%	195 95.59%	-	-	80 39.22%	3 1.47%	-	-	84 41.18%
	204	2	90	202	114	195	-	-	80	3	-	-	84

27A.460 (2) Percentages of fines, imprisonment, or other penalty assessment;

\* Percentages are based on total sentence records per category (convicted, acquitted...etc)

\* There can be multiple sentence conditions to a single charge.

**ADMINISTRATIVE OFFICE OF THE COURTS**

Research & Statistics

**Annual Report FY 2016**

**Circuit Court - "Felony" Criminal Cases**

**GRANT**

Plea Type		27A.460 - (5), (6)	GUILTY	NOT GUILTY	UNKNOWN PLEA TYPE	Total
Felony Charges	Original_Plea	<b>64</b> 18.77%	<b>141</b> 41.35%	<b>136</b> 39.88%	<b>341</b> 100.00%	
	Final_Plea	<b>201</b> 58.94%	<b>4</b> 1.17%	<b>136</b> 39.88%	<b>341</b> 100.00%	
Felony amended to Non-Felony	Original_Plea	- 0.00%	- 0.00%	<b>12</b> 100.00%	<b>12</b> 100.00%	
	Final_Plea	- 0.00%	- 0.00%	<b>12</b> 100.00%	<b>12</b> 100.00%	

27A.460 (5) Percentage of pleas as charges;  
27A.460 (6) Percentage of pleas to reduce charges;

Cases can have multiple charges which are heard either by a court trial, jury trial, no trial or by a combination of trial types. Depending upon the seriousness of the offense and the consequences of a guilty verdict, defendants in criminal cases have the constitutional right to a jury of their peers. In a jury trial, the Judge decides questions of law, and the jury decides whether the defendant is guilty or not guilty on each of the offense(s) charged. In a court trial, the judge decides questions of law and decides if guilty or not guilty on each offense(s) charges. The cases are categorized by how all the charges within the case were disposed. If all charges were disposed by the same trial type, it's counted in the separate category, otherwise, it's counted within the "Mixed Trial" category. If a charge had a nothing entered or it had "no trial" it's counted in the "No Trial" category.

Cases by Trial Type	27A.460 - (7), (8), (9), (10)	JURY TRIAL	NO TRIAL	Total
Felony Amended Down to Non-Felony		-	<b>11</b> 100.00%	<b>11</b> 100.00%
Felony Charges		<b>1</b> 0.46%	<b>218</b> 99.54%	<b>219</b> 100.00%
Felony Convictions		<b>1</b> 0.72%	<b>137</b> 99.28%	<b>138</b> 100.00%

27A.460 (7) Percentage of disposition to guilty as charged by trial;  
27A.460 (8) Percentage of those found guilty of lesser charge by trial;  
27A.460 (9) Percentage of cases where jury trial taken;  
27A.460 (10) Percentage of trials which are bench (court) trials; and

Shock Probation by Disposition Type	27A.440 (3b)	DENIED	GRANTED	Total
0026090 SHOCK PROBATION IN FELONY CONVICTIONS		<b>12</b> 92.31%	<b>1</b> 7.69%	<b>13</b> 100.0000%

27A.440 (3) Cases in which shock probation has been granted:  
(b) Extracted data on shock probation shall be placed in the annual report of the Administrative Office of the Courts.

**ADMINISTRATIVE OFFICE OF THE COURTS**

Research & Statistics

**Annual Report FY 2016**

**Circuit Court - "Felony" Criminal Cases**

**GRANT**

**Youthful Offenders**

Note: Per statute 635.020 (7) If a person who is eighteen (18) or older and before the court is charged with a felony that occurred prior to his eighteenth birthday, the court shall, upon motion of the county attorney made prior to adjudication, and after the county attorney has consulted with the Commonwealth's attorney, that the child be proceeded against as a youthful offender, proceed in accordance with the provisions of KRS 640.010.

The youthful offender data is pulled by looking at the circuit criminal cases with defendant's age calculated from date of birth to the case filing date, which is under 18, however, those eighteen(18) or older may not be accounted.

There were 9 felony level offenses and 0 non-felony level offenses disposed within 3 circuit criminal cases during the fiscal year. Non-felony offenses include misdemeanor, violation, local ordinance or other level offense(s) within those cases.

27A.460 - (11)	Charges	Cases
Felony	9	3
Felony amended to Non-Felony	-	

**27A.460 (11) The number of juvenile offenders tried as an adult.**

Of the 9 felony level offenses disposed within the youthful offender cases, 9 (100.00%) charges were convicted.

Youthful Offender	Convictions	Total
Felony Charges by Disposition Type	9 100.00%	9 100.00%

Youthful Offender	GUILTY	Total
Felony Charges Convicted by Disposition Type	9 100.00%	9 100.00%

ADMINISTRATIVE OFFICE OF THE COURTS

Research & Statistics

Annual Report FY 2016

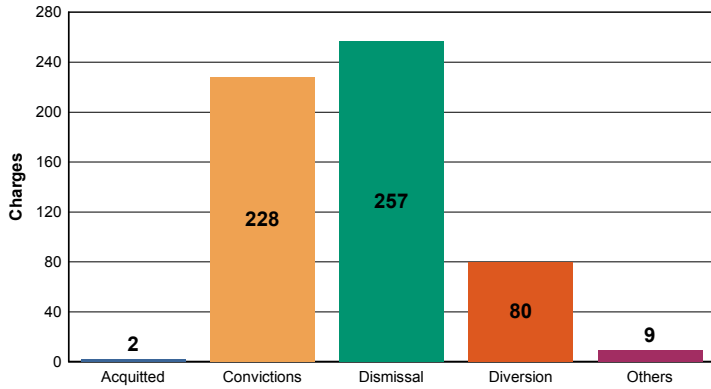
Circuit Court - "Felony" Criminal Cases

**GRAVES**

Of those 576 felony offenses, 228 (39.58%) were convicted; 2 were acquitted (0.35%); and 257 (44.62%) were dismissed.

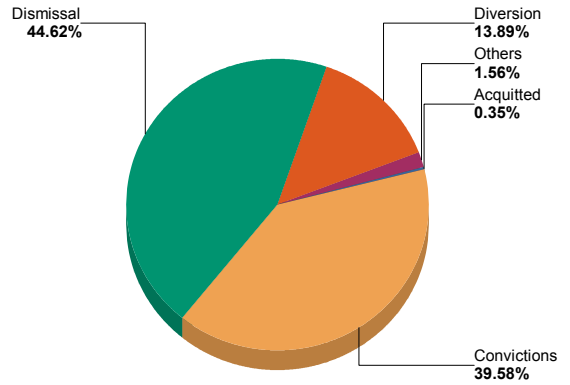
**Felony Charges by Disposition Type**

27A.460 - (1), (3), (4)



**Percent of Charges by Disposition Type**

27A.460 - (1), (3), (4)



**27A.460 (1) Conviction percentages;**

**27A.460 (3) Percentage of acquittals;**

**27A.460(4) Percentage of dismissals;**

\* "Others" disposition type include: Denied, Extradition, Grand Jury, Granted, Hung Jury, Merged, Mistrial, No Action Taken By Grand Jury, Other, Pardon - Prior to Adjudication Only, Peace Bond, Remanded, Set Aside/Voided, Sealed Records, Transfer, Drug Court Transfer, Vacated Judgment

	ENHANCED	GUILTY	Total
Felony Charges Convicted by Disposition Type	1 0.44%	227 99.56%	228 100.00%



**ADMINISTRATIVE OFFICE OF THE COURTS**

Research & Statistics

**Annual Report FY 2016**

**Circuit Court - "Felony" Criminal Cases**

**GRAVES**

27A.460 - (2)	Sentence Records	Jail or Prison Conditionally Discharged	Jail or Prison Suspended	Jail or Prison Time > 0	Net Costs > \$0.00	Net Fines > \$0.00	Net Home Incarceration Time	Net Home Incarceration Time Suspended	Net Probation Time Supervised	Net Probation Time Unsupervised	Net Suspended Costs > \$0.00	Net Suspended Fines > \$0.00	Other Conditions
Convicted	227	8 3.52%	98 43.17%	225 99.12%	111 48.90%	1 0.44%	-	-	61 26.87%	5 2.20%	-	-	5 2.20%
Dismissed	17	-	-	1 5.88%	11 64.71%	-	-	-	-	-	-	-	-
Diverted	14	-	-	-	-	-	-	-	-	-	-	-	-
Others	6	1 16.67%	4 66.67%	5 83.33%	5 83.33%	-	-	-	3 50.00%	-	-	-	2 33.33%
	264	9	102	231	127	1	-	-	64	5	-	-	7

**27A.460 (2) Percentages of fines, imprisonment, or other penalty assessment;**

\* Percentages are based on total sentence records per category (convicted, acquitted...etc)

\* There can be multiple sentence conditions to a single charge.

Plea Type	27A.460 - (5), (6)	27A.460 - (5), (6)			Total
		GUILTY	NOT GUILTY	UNKNOWN PLEA TYPE	
Felony Charges	Original_Plea	2 0.35%	221 38.37%	353 61.28%	576 100.00%
	Final_Plea	218 37.85%	5 0.87%	353 61.28%	576 100.00%
Felony amended to Non-Felony	Original_Plea	- 0.00%	- 0.00%	24 100.00%	24 100.00%
	Final_Plea	- 0.00%	- 0.00%	24 100.00%	24 100.00%

**27A.460 (5) Percentage of pleas as charges;**

**27A.460 (6) Percentage of pleas to reduce charges;**

Cases can have multiple charges which are heard either by a court trial, jury trial, no trial or by a combination of trial types. Depending upon the seriousness of the offense and the consequences of a guilty verdict, defendants in criminal cases have the constitutional right to a jury of their peers. In a jury trial, the Judge decides questions of law, and the jury decides whether the defendant is guilty or not guilty on each of the offense(s) charged. In a court trial, the judge decides questions of law and decides if guilty or not guilty on each offense(s) charges. The cases are categorized by how all the charges within the case were disposed. If all charges were disposed by the same trial type, it's counted in the separate category, otherwise, it's counted within the "Mixed Trial" category. If a charge had a nothing entered or it had "no trial" it's counted in the "No Trial" category.

Cases by Trial Type	27A.460 - (7), (8), (9), (10)		Total
	JURY TRIAL	NO TRIAL	
Felony Amended Down to Non-Felony	-	22 100.00%	22 100.00%
Felony Charges	4 1.29%	307 99.03%	311 100.32%
Felony Convictions	2 1.48%	133 98.52%	135 100.00%

**27A.460 (7) Percentage of disposition to guilty as charged by trial;**

**27A.460 (8) Percentage of those found guilty of lesser charge by trial;**

**27A.460 (9) Percentage of cases where jury trial taken;**

**27A.460 (10) Percentage of trials which are bench (court) trials; and**

**ADMINISTRATIVE OFFICE OF THE COURTS**

Research & Statistics

**Annual Report FY 2016**

**Circuit Court - "Felony" Criminal Cases**

**GRAVES**

**Shock Probation by  
Disposition Type**

**27A.440 (3b)**

	DENIED	GRANTED	WITHDRAWN	Total
0026090 SHOCK PROBATION IN FELONY CONVICTIONS	55 76.39%	16 22.22%	1 1.39%	72 100.0000%

**27A.440 (3) Cases in which shock probation has been granted:**

(b) Extracted data on shock probation shall be placed in the annual report of the Administrative Office of the Courts.

**Youthful Offenders**

Note: Per statute 635.020 (7) If a person who is eighteen (18) or older and before the court is charged with a felony that occurred prior to his eighteenth birthday, the court shall, upon motion of the county attorney made prior to adjudication, and after the county attorney has consulted with the Commonwealth's attorney, that the child be proceeded against as a youthful offender, proceed in accordance with the provisions of KRS 640.010.

The youthful offender data is pulled by looking at the circuit criminal cases with defendant's age calculated from date of birth to the case filing date, which is under 18, however, those eighteen(18) or older may not be accounted.

There were 3 felony level offenses and 0 non-felony level offenses disposed within 2 circuit criminal cases during the fiscal year. Non-felony offenses include misdemeanor, violation, local ordinance or other level offense(s) within those cases.

<b>27A.460 - (11)</b>		
	Charges	Cases
Felony	3	2
Felony amended to Non-Felony	-	

**27A.460 (11) The number of juvenile offenders tried as an adult.**

Of the 3 felony level offenses disposed within the youthful offender cases, (%) charges were convicted.

**Youthful Offender**

	Dismissal	Diversion	Total
Felony Charges by Disposition Type	1 33.33%	2 66.67%	3 100.00%

ADMINISTRATIVE OFFICE OF THE COURTS

Research & Statistics

Annual Report FY 2016

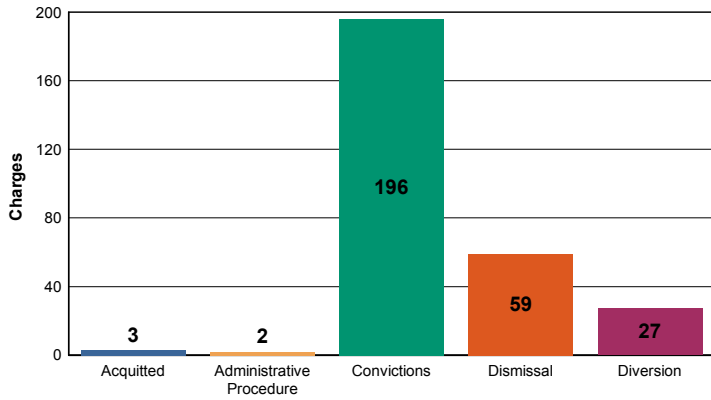
Circuit Court - "Felony" Criminal Cases

GRAYSON

Of those 287 felony offenses, 196 (68.29%) were convicted; 3 were acquitted (1.05%); and 59 (20.56%) were dismissed.

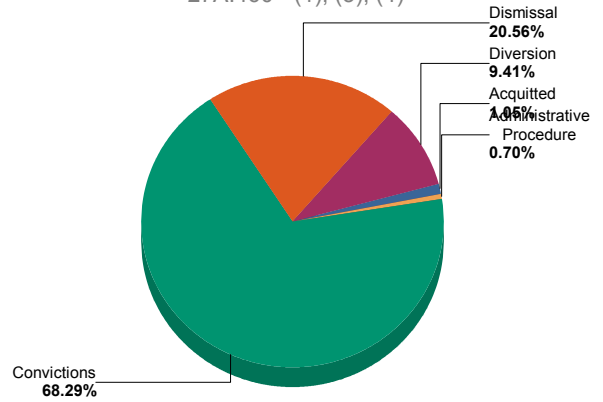
**Felony Charges by Disposition Type**

27A.460 - (1), (3), (4)



**Percent of Charges by Disposition Type**

27A.460 - (1), (3), (4)



27A.460 (1) Conviction percentages;

27A.460 (3) Percentage of acquittals;

27A.460(4) Percentage of dismissals;

\* "Others" disposition type include: Denied, Extradition, Grand Jury, Granted, Hung Jury, Merged, Mistrial, No Action Taken By Grand Jury, Other, Pardon - Prior to Adjudication Only, Peace Bond, Remanded, Set Aside/Voided, Sealed Records, Transfer, Drug Court Transfer, Vacated Judgment

	ENHANCED	GUILTY	Total
Felony Charges Convicted by Disposition Type	21 10.71%	175 89.29%	196 100.00%

**ADMINISTRATIVE OFFICE OF THE COURTS**

Research & Statistics

**Annual Report FY 2016**

**Circuit Court - "Felony" Criminal Cases**

**GRAYSON**

27A.460 - (2)	Sentence Records	Jail or Prison Conditionally Discharged	Jail or Prison Suspended	Jail or Prison Time > 0	Net Costs > \$0.00	Net Fines > \$0.00	Net Home Incarceration Time	Net Home Incarceration Time Suspended	Net Probation Time Supervised	Net Probation Time Unsupervised	Net Suspended Costs > \$0.00	Net Suspended Fines > \$0.00	Other Conditions
Acquitted	1	-	-	1 100.00%	-	-	-	-	-	-	-	-	-
Convicted	174	-	61 35.06%	173 99.43%	25 14.37%	3 1.72%	-	-	54 31.03%	7 4.02%	-	-	-
Dismissed	5	-	1 20.00%	1 20.00%	5 100.00%	-	-	-	1 20.00%	-	-	-	-
Diverted	15	-	-	-	15 100.00%	-	-	-	-	-	-	-	-
	195	-	62	175	45	3	-	-	55	7	-	-	-

**27A.460 (2) Percentages of fines, imprisonment, or other penalty assessment;**

\* Percentages are based on total sentence records per category (convicted, acquitted...etc)

\* There can be multiple sentence conditions to a single charge.

Plea Type	27A.460 - (5), (6)	27A.460 - (5), (6)			Total
		GUILTY	NOT GUILTY	UNKNOWN PLEA TYPE	
Felony Charges	Original_Plea	-	176 61.32%	111 38.68%	287 100.00%
	Final_Plea	173 60.28%	3 1.05%	111 38.68%	287 100.00%
Felony amended to Non-Felony	Original_Plea	-	-	23 100.00%	23 100.00%
	Final_Plea	-	-	23 100.00%	23 100.00%

**27A.460 (5) Percentage of pleas as charges;**

**27A.460 (6) Percentage of pleas to reduce charges;**

Cases can have multiple charges which are heard either by a court trial, jury trial, no trial or by a combination of trial types. Depending upon the seriousness of the offense and the consequences of a guilty verdict, defendants in criminal cases have the constitutional right to a jury of their peers. In a jury trial, the Judge decides questions of law, and the jury decides whether the defendant is guilty or not guilty on each of the offense(s) charged. In a court trial, the judge decides questions of law and decides if guilty or not guilty on each offense(s) charges. The cases are categorized by how all the charges within the case were disposed. If all charges were disposed by the same trial type, it's counted in the separate category, otherwise, it's counted within the "Mixed Trial" category. If a charge had a nothing entered or it had "no trial" it's counted in the "No Trial" category.

Cases by Trial Type	27A.460 - (7), (8), (9), (10)	JURY TRIAL	NO TRIAL	Total
Felony Amended Down to Non-Felony		-	17 100.00%	17 100.00%
Felony Charges		1 0.63%	157 99.37%	158 100.00%
Felony Convictions		-	105 100.00%	105 100.00%

**27A.460 (7) Percentage of disposition to guilty as charged by trial;**

**27A.460 (8) Percentage of those found guilty of lesser charge by trial;**

**27A.460 (9) Percentage of cases where jury trial taken;**

**27A.460 (10) Percentage of trials which are bench (court) trials; and**

**ADMINISTRATIVE OFFICE OF THE COURTS**

Research & Statistics

**Annual Report FY 2016**

**Circuit Court - "Felony" Criminal Cases**

**GRAYSON**

**Shock Probation by  
Disposition Type**

27A.440 (3b)

	DENIED	GRANTED	Total
0026090 SHOCK PROBATION IN FELONY CONVICTIONS	18 66.67%	9 33.33%	27 100.0000%

27A.440 (3) Cases in which shock probation has been granted:

(b) Extracted data on shock probation shall be placed in the annual report of the Administrative Office of the Courts.

ADMINISTRATIVE OFFICE OF THE COURTS

Research & Statistics

Annual Report FY 2016

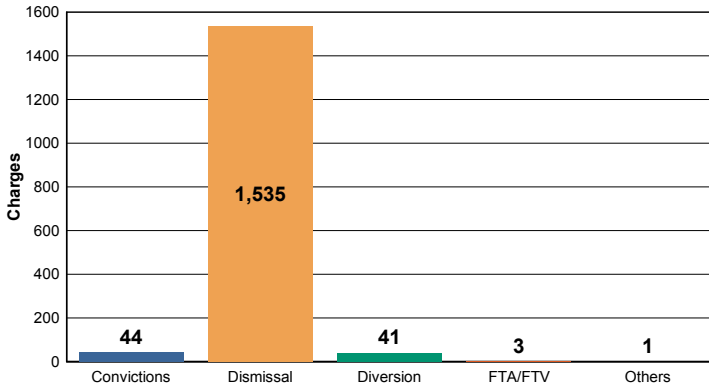
Circuit Court - "Felony" Criminal Cases

GREEN

Of those 1,624 felony offenses, 44 (2.71%) were convicted; were acquitted (%); and 1,535 (94.52%) were dismissed.

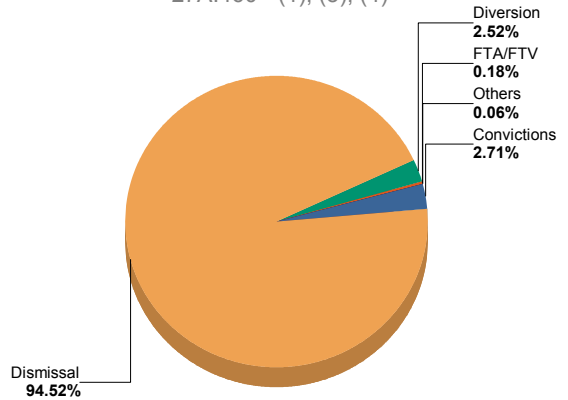
Felony Charges by Disposition Type

27A.460 - (1), (3), (4)



Percent of Charges by Disposition Type

27A.460 - (1), (3), (4)



27A.460 (1) Conviction percentages;

27A.460 (3) Percentage of acquittals;

27A.460(4) Percentage of dismissals;

\* "Others" disposition type include: Denied, Extradition, Grand Jury, Granted, Hung Jury, Merged, Mistrial, No Action Taken By Grand Jury, Other, Pardon - Prior to Adjudication Only, Peace Bond, Remanded, Set Aside/Voided, Sealed Records, Transfer, Drug Court Transfer, Vacated Judgment

Felony Charges Convicted by Disposition Type	GUILTY	Total
	44	44
	100.00%	100.00%

27A.460 - (2)	Sentence Records	Jail or Prison Conditionally Discharged	Jail or Prison Suspended	Jail or Prison Time > 0	Net Costs > \$0.00	Net Fines > \$0.00	Net Home Incarceration Time	Net Home Incarceration Time Suspended	Net Probation Time Supervised	Net Probation Time Unsupervised	Net Suspended Costs > \$0.00	Net Suspended Fines > \$0.00	Other Conditions
Convicted	43	-	23	43	30	3	-	-	21	2	-	-	7
			53.49%	100.00%	69.77%	6.98%			48.84%	4.65%			16.28%
Dismissed	9	-	-	-	5	3	-	-	-	-	-	-	1
					55.56%	33.33%							11.11%
Diverted	2	-	-	-	2	2	-	-	-	-	-	-	-
					100.00%	100.00%							
	54	-	23	43	37	8	-	-	21	2	-	-	8

27A.460 (2) Percentages of fines, imprisonment, or other penalty assessment;

\* Percentages are based on total sentence records per category (convicted, acquitted...etc)

\* There can be multiple sentence conditions to a single charge.

**ADMINISTRATIVE OFFICE OF THE COURTS**

Research & Statistics

**Annual Report FY 2016**

**Circuit Court - "Felony" Criminal Cases**

**GREEN**

Plea Type	27A.460 - (5), (6)	GUILTY	NOT GUILTY	UNKNOWN PLEA TYPE	Total
		Felony Charges	Original_Plea	8 0.49%	1,088 67.00%
	Final_Plea	39 2.40%	1,057 65.09%	528 32.51%	1,624 100.00%
Felony amended to Non-Felony	Original_Plea	-	4 44.44%	5 55.56%	9 100.00%
	Final_Plea	1 11.11%	3 33.33%	5 55.56%	9 100.00%

27A.460 (5) Percentage of pleas as charges;  
27A.460 (6) Percentage of pleas to reduce charges;

Cases can have multiple charges which are heard either by a court trial, jury trial, no trial or by a combination of trial types. Depending upon the seriousness of the offense and the consequences of a guilty verdict, defendants in criminal cases have the constitutional right to a jury of their peers. In a jury trial, the Judge decides questions of law, and the jury decides whether the defendant is guilty or not guilty on each of the offense(s) charged. In a court trial, the judge decides questions of law and decides if guilty or not guilty on each offense(s) charges. The cases are categorized by how all the charges within the case were disposed. If all charges were disposed by the same trial type, it's counted in the separate category, otherwise, it's counted within the "Mixed Trial" category. If a charge had a nothing entered or it had "no trial" it's counted in the "No Trial" category.

Cases by Trial Type	27A.460 - (7), (8), (9), (10)	JURY TRIAL	NO TRIAL	Total
Felony Amended Down to Non-Felony		-	8 100.00%	8 100.00%
Felony Charges		1 0.93%	108 100.00%	109 100.93%
Felony Convictions		1 3.23%	30 96.77%	31 100.00%

27A.460 (7) Percentage of disposition to guilty as charged by trial;  
27A.460 (8) Percentage of those found guilty of lesser charge by trial;  
27A.460 (9) Percentage of cases where jury trial taken;  
27A.460 (10) Percentage of trials which are bench (court) trials; and

Shock Probation by Disposition Type	27A.440 (3b)		
	DENIED	GRANTED	Total
0026090 SHOCK PROBATION IN FELONY CONVICTIONS	10 76.92%	3 23.08%	13 100.0000%

27A.440 (3) Cases in which shock probation has been granted:  
(b) Extracted data on shock probation shall be placed in the annual report of the Administrative Office of the Courts.

ADMINISTRATIVE OFFICE OF THE COURTS

Research & Statistics

Annual Report FY 2016

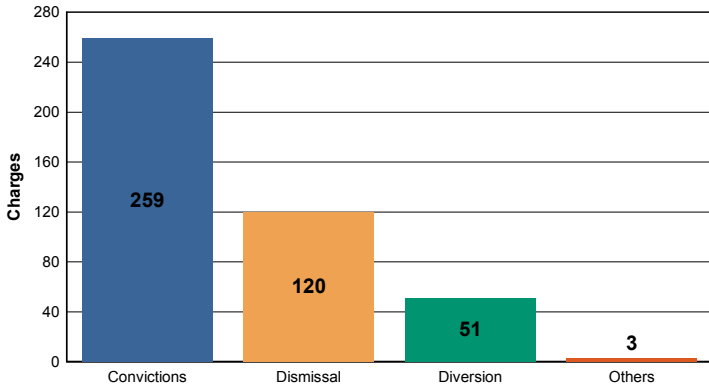
Circuit Court - "Felony" Criminal Cases

GREEN

Of those 433 felony offenses, 259 (59.82%) were convicted; were acquitted (%); and 120 (27.71%) were dismissed.

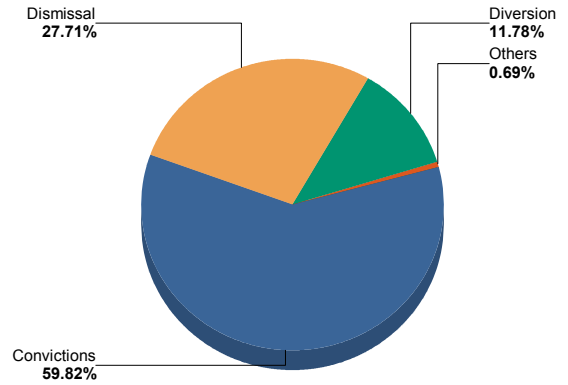
Felony Charges by Disposition Type

27A.460 - (1), (3), (4)



Percent of Charges by Disposition Type

27A.460 - (1), (3), (4)



27A.460 (1) Conviction percentages;

27A.460 (3) Percentage of acquittals;

27A.460(4) Percentage of dismissals;

\* "Others" disposition type include: Denied, Extradition, Grand Jury, Granted, Hung Jury, Merged, Mistrial, No Action Taken By Grand Jury, Other, Pardon - Prior to Adjudication Only, Peace Bond, Remanded, Set Aside/Voided, Sealed Records, Transfer, Drug Court Transfer, Vacated Judgment

Felony Charges Convicted by Disposition Type	ENHANCED	GUILTY	Total
	11 4.25%	248 95.75%	259 100.00%

27A.460 - (2)	Sentence Records	Jail or Prison Conditionally Discharged	Jail or Prison Suspended	Jail or Prison Time > 0	Net Costs > \$0.00	Net Fines > \$0.00	Net Home Incarceration Time	Net Home Incarceration Time Suspended	Net Probation Time Supervised	Net Probation Time Unsupervised	Net Suspended Costs > \$0.00	Net Suspended Fines > \$0.00	Other Conditions
Convicted	244	1 0.41%	62 25.41%	244 100.00%	135 55.33%	3 1.23%	1 0.41%	-	59 24.18%	3 1.23%	-	-	1 0.41%
Dismissed	13	-	2 15.38%	3 23.08%	3 23.08%	-	-	-	-	1 7.69%	-	-	-
Diverted	2	-	-	-	1 50.00%	-	-	-	-	-	-	-	-
	259	1	64	247	139	3	1	-	59	4	-	-	1

27A.460 (2) Percentages of fines, imprisonment, or other penalty assessment;

\* Percentages are based on total sentence records per category (convicted, acquitted...etc)

\* There can be multiple sentence conditions to a single charge.



**ADMINISTRATIVE OFFICE OF THE COURTS**

Research & Statistics

**Annual Report FY 2016**

**Circuit Court - "Felony" Criminal Cases**

**GREENUP**

Plea Type		27A.460 - (5), (6)		GUILTY	NOT GUILTY	UNKNOWN PLEA TYPE	Total
Felony Charges	Original_Plea	-	239	0.00%	55.20%	194	433
	Final_Plea	236	3	54.50%	0.69%	194	433
Felony amended to Non-Felony	Original_Plea	-	2	0.00%	20.00%	8	10
	Final_Plea	3	-	30.00%	0.00%	7	10

27A.460 (5) Percentage of pleas as charges;  
27A.460 (6) Percentage of pleas to reduce charges;

Cases can have multiple charges which are heard either by a court trial, jury trial, no trial or by a combination of trial types. Depending upon the seriousness of the offense and the consequences of a guilty verdict, defendants in criminal cases have the constitutional right to a jury of their peers. In a jury trial, the Judge decides questions of law, and the jury decides whether the defendant is guilty or not guilty on each of the offense(s) charged. In a court trial, the judge decides questions of law and decides if guilty or not guilty on each offense(s) charges. The cases are categorized by how all the charges within the case were disposed. If all charges were disposed by the same trial type, it's counted in the separate category, otherwise, it's counted within the "Mixed Trial" category. If a charge had a nothing entered or it had "no trial" it's counted in the "No Trial" category.

Cases by Trial Type		27A.460 - (7), (8), (9), (10)		NO TRIAL	Total
Felony Amended Down to Non-Felony		8	8	100.00%	100.00%
Felony Charges		271	271	100.00%	100.00%
Felony Convictions		164	164	100.00%	100.00%

27A.460 (7) Percentage of disposition to guilty as charged by trial;  
27A.460 (8) Percentage of those found guilty of lesser charge by trial;  
27A.460 (9) Percentage of cases where jury trial taken;  
27A.460 (10) Percentage of trials which are bench (court) trials; and

Shock Probation by Disposition Type	27A.440 (3b)		DENIED	Total
	0026090 SHOCK PROBATION IN FELONY CONVICTIONS	13	13	100.00%

27A.440 (3) Cases in which shock probation has been granted:  
(b) Extracted data on shock probation shall be placed in the annual report of the Administrative Office of the Courts.

ADMINISTRATIVE OFFICE OF THE COURTS

Research & Statistics

Annual Report FY 2016

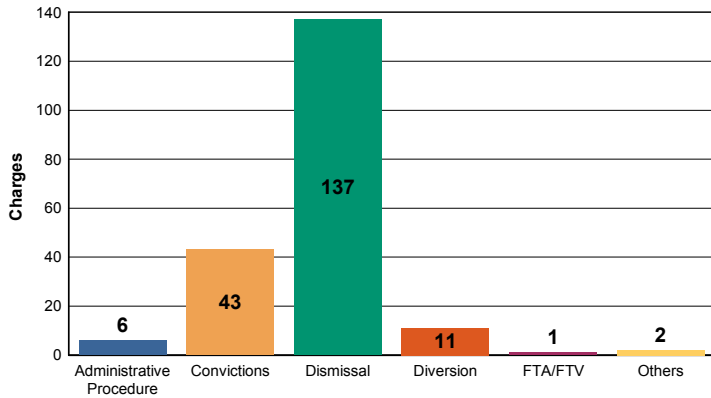
Circuit Court - "Felony" Criminal Cases

GREENUP

Of those 200 felony offenses, 43 (21.50%) were convicted; were acquitted (%); and 137 (68.50%) were dismissed.

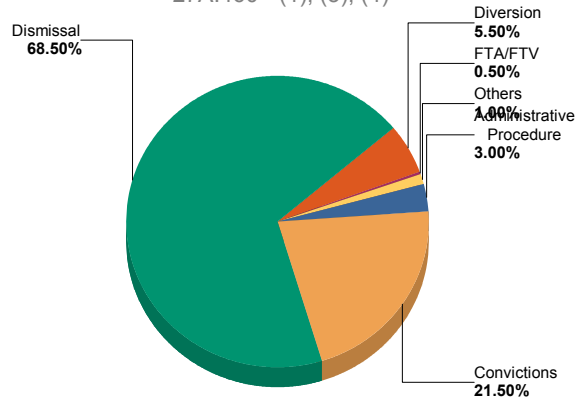
**Felony Charges by Disposition Type**

27A.460 - (1), (3), (4)



**Percent of Charges by Disposition Type**

27A.460 - (1), (3), (4)



**27A.460 (1) Conviction percentages;**

**27A.460 (3) Percentage of acquittals;**

**27A.460(4) Percentage of dismissals;**

\* "Others" disposition type include: Denied, Extradition, Grand Jury, Granted, Hung Jury, Merged, Mistrial, No Action Taken By Grand Jury, Other, Pardon - Prior to Adjudication Only, Peace Bond, Remanded, Set Aside/Voided, Sealed Records, Transfer, Drug Court Transfer, Vacated Judgment

	GUILTY	Total
Felony Charges Convicted by Disposition Type	43 100.00%	43 100.00%

**ADMINISTRATIVE OFFICE OF THE COURTS**

Research & Statistics

**Annual Report FY 2016**

**Circuit Court - "Felony" Criminal Cases**

**HANCOCK**

27A.460 - (2)	Sentence Records	Jail or Prison Conditionally Discharged	Jail or Prison Suspended	Jail or Prison Time > 0	Net Costs > \$0.00	Net Fines > \$0.00	Net Home Incarceration Time	Net Home Incarceration Time Suspended	Net Probation Time Supervised	Net Probation Time Unsupervised	Net Suspended Costs > \$0.00	Net Suspended Fines > \$0.00	Other Conditions
Convicted	41	8 19.51%	8 19.51%	41 100.00%	5 12.20%	-	-	-	6 14.63%	1 2.44%	-	-	21 51.22%
Dismissed	2	1 50.00%	-	1 50.00%	-	-	-	-	-	1 50.00%	-	-	1 50.00%
Diverted	11	1 9.09%	8 72.73%	9 81.82%	5 45.45%	-	-	-	4 36.36%	2 18.18%	-	-	9 81.82%
Others	1	-	-	1 100.00%	1 100.00%	-	-	-	1 100.00%	-	-	-	-
	55	10	16	52	11	-	-	-	11	4	-	-	31

**27A.460 (2) Percentages of fines, imprisonment, or other penalty assessment;**

\* Percentages are based on total sentence records per category (convicted, acquitted...etc)

\* There can be multiple sentence conditions to a single charge.

Plea Type	27A.460 - (5), (6)	Plea Type			Total
		GUILTY	NOT GUILTY	UNKNOWN PLEA TYPE	
Felony Charges	Original_Plea	- 0.00%	4 2.00%	196 98.00%	200 100.00%
	Final_Plea	3 1.50%	1 0.50%	196 98.00%	200 100.00%
Felony amended to Non-Felony	Original_Plea	- 0.00%	- 0.00%	2 100.00%	2 100.00%
	Final_Plea	- 0.00%	- 0.00%	2 100.00%	2 100.00%

**27A.460 (5) Percentage of pleas as charges;**

**27A.460 (6) Percentage of pleas to reduce charges;**

Cases can have multiple charges which are heard either by a court trial, jury trial, no trial or by a combination of trial types. Depending upon the seriousness of the offense and the consequences of a guilty verdict, defendants in criminal cases have the constitutional right to a jury of their peers. In a jury trial, the Judge decides questions of law, and the jury decides whether the defendant is guilty or not guilty on each of the offense(s) charged. In a court trial, the judge decides questions of law and decides if guilty or not guilty on each offense(s) charges. The cases are categorized by how all the charges within the case were disposed. If all charges were disposed by the same trial type, it's counted in the separate category, otherwise, it's counted within the "Mixed Trial" category. If a charge had a nothing entered or it had "no trial" it's counted in the "No Trial" category.

Cases by Trial Type	27A.460 - (7), (8), (9), (10)	JURY TRIAL	NO TRIAL	Total
Felony Amended Down to Non-Felony	-	-	2 100.00%	2 100.00%
Felony Charges	1 1.75%	56 98.25%	57 100.00%	57 100.00%
Felony Convictions	1 3.57%	27 96.43%	28 100.00%	28 100.00%

**27A.460 (7) Percentage of disposition to guilty as charged by trial;**

**27A.460 (8) Percentage of those found guilty of lesser charge by trial;**

**27A.460 (9) Percentage of cases where jury trial taken;**

**27A.460 (10) Percentage of trials which are bench (court) trials; and**

**ADMINISTRATIVE OFFICE OF THE COURTS**

Research & Statistics

**Annual Report FY 2016**

**Circuit Court - "Felony" Criminal Cases**

**HANCOCK**

Shock Probation by Disposition Type	27A.440 (3b)	DENIED	GRANTED	OTHER	Total
		0026090 SHOCK PROBATION IN FELONY CONVICTIONS		16 53.33%	12 40.00%

27A.440 (3) Cases in which shock probation has been granted:

(b) Extracted data on shock probation shall be placed in the annual report of the Administrative Office of the Courts.

ADMINISTRATIVE OFFICE OF THE COURTS

Research & Statistics

Annual Report FY 2016

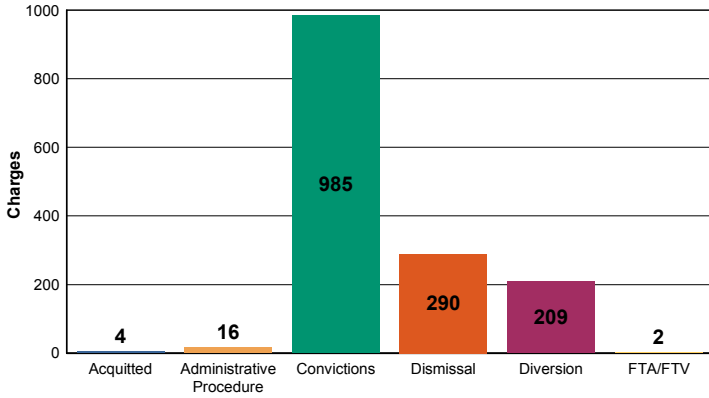
Circuit Court - "Felony" Criminal Cases

**HARDIN**

Of those 1,506 felony offenses, 985 (65.41%) were convicted; 4 were acquitted (0.27%); and 290 (19.26%) were dismissed.

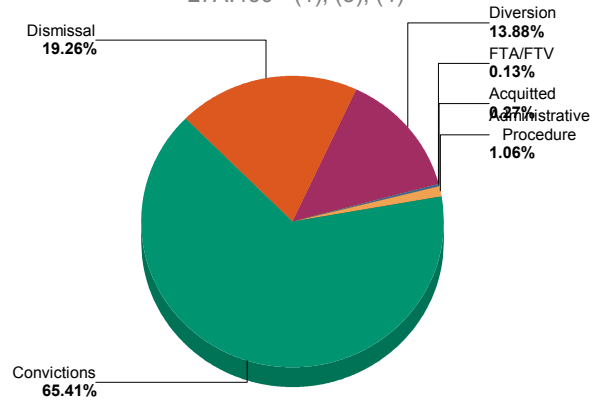
**Felony Charges by Disposition Type**

27A.460 - (1), (3), (4)



**Percent of Charges by Disposition Type**

27A.460 - (1), (3), (4)



**27A.460 (1) Conviction percentages;**

**27A.460 (3) Percentage of acquittals;**

**27A.460(4) Percentage of dismissals;**

\* "Others" disposition type include: Denied, Extradition, Grand Jury, Granted, Hung Jury, Merged, Mistrial, No Action Taken By Grand Jury, Other, Pardon - Prior to Adjudication Only, Peace Bond, Remanded, Set Aside/Voided, Sealed Records, Transfer, Drug Court Transfer, Vacated Judgment

	ENHANCED	GUILTY	Total
Felony Charges Convicted by Disposition Type	29 2.94%	956 97.06%	985 100.00%

**ADMINISTRATIVE OFFICE OF THE COURTS**

Research & Statistics

**Annual Report FY 2016**

**Circuit Court - "Felony" Criminal Cases**

**HARDIN**

27A.460 - (2)	Sentence Records	Jail or Prison Conditionally Discharged	Jail or Prison Suspended	Jail or Prison Time > 0	Net Costs > \$0.00	Net Fines > \$0.00	Net Home Incarceration Time	Net Home Incarceration Time Suspended	Net Probation Time Supervised	Net Probation Time Unsupervised	Net Suspended Costs > \$0.00	Net Suspended Fines > \$0.00	Other Conditions
Acquitted	1	-	-	-	1	1	-	-	-	-	-	-	-
					100.00%	100.00%							
AP	1	-	1	1	1	-	-	-	-	-	-	-	-
			100.00%	100.00%	100.00%								
Convicted	958	1	243	951	495	41	-	-	166	-	-	-	24
		0.10%	25.37%	99.27%	51.67%	4.28%			17.33%				2.51%
Dismissed	14	-	8	11	10	2	-	-	3	-	-	-	2
			57.14%	78.57%	71.43%	14.29%			21.43%				14.29%
Diverted	14	-	-	1	13	1	-	-	-	-	-	-	-
				7.14%	92.86%	7.14%							
	988	1	252	964	520	45	-	-	169	-	-	-	26

**27A.460 (2) Percentages of fines, imprisonment, or other penalty assessment;**

- \* Percentages are based on total sentence records per category (convicted, acquitted...etc)
- \* There can be multiple sentence conditions to a single charge.

Plea Type	27A.460 - (5), (6)	Plea Type			Total
		GUILTY	NOT GUILTY	UNKNOWN	
Felony Charges	Original_Plea	75 4.98%	1,026 68.13%	405 26.89%	1,506 100.00%
	Final_Plea	1,072 71.18%	29 1.93%	405 26.89%	1,506 100.00%
Felony amended to Non-Felony	Original_Plea	-	3 7.50%	37 92.50%	40 100.00%
	Final_Plea	1 2.50%	2 5.00%	37 92.50%	40 100.00%

**27A.460 (5) Percentage of pleas as charges;**

**27A.460 (6) Percentage of pleas to reduce charges;**

Cases can have multiple charges which are heard either by a court trial, jury trial, no trial or by a combination of trial types. Depending upon the seriousness of the offense and the consequences of a guilty verdict, defendants in criminal cases have the constitutional right to a jury of their peers. In a jury trial, the Judge decides questions of law, and the jury decides whether the defendant is guilty or not guilty on each of the offense(s) charged. In a court trial, the judge decides questions of law and decides if guilty or not guilty on each offense(s) charges. The cases are categorized by how all the charges within the case were disposed. If all charges were disposed by the same trial type, it's counted in the separate category, otherwise, it's counted within the "Mixed Trial" category. If a charge had a nothing entered or it had "no trial" it's counted in the "No Trial" category.

Cases by Trial Type	27A.460 - (7), (8), (9), (10)		Total
	JURY TRIAL	NO TRIAL	
Felony Amended Down to Non-Felony	1 3.13%	31 96.88%	32 100.00%
Felony Charges	14 1.65%	833 98.46%	847 100.12%
Felony Convictions	10 1.76%	560 98.42%	570 100.18%

**27A.460 (7) Percentage of disposition to guilty as charged by trial;**

**27A.460 (8) Percentage of those found guilty of lesser charge by trial;**

**27A.460 (9) Percentage of cases where jury trial taken;**

**27A.460 (10) Percentage of trials which are bench (court) trials; and**

ADMINISTRATIVE OFFICE OF THE COURTS

Research & Statistics

Annual Report FY 2016

Circuit Court - "Felony" Criminal Cases

**HARDIN**

**Shock Probation by  
Disposition Type**

27A.440 (3b)

	DENIED	DISMISSED	Total
0026090 SHOCK PROBATION IN FELONY CONVICTIONS	91 98.91%	1 1.09%	92 100.0000%

27A.440 (3) Cases in which shock probation has been granted:

(b) Extracted data on shock probation shall be placed in the annual report of the Administrative Office of the Courts.

ADMINISTRATIVE OFFICE OF THE COURTS

Research & Statistics

Annual Report FY 2016

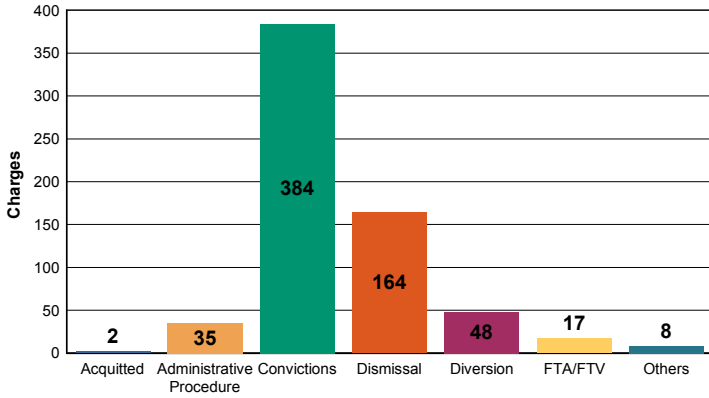
Circuit Court - "Felony" Criminal Cases

HARLAN

Of those 658 felony offenses, 384 (58.36%) were convicted; 2 were acquitted (0.30%); and 164 (24.92%) were dismissed.

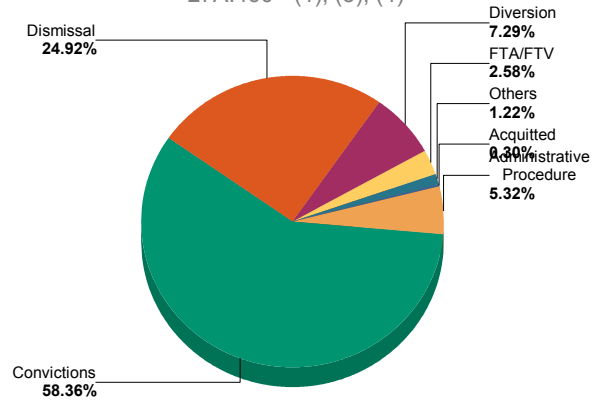
Felony Charges by Disposition Type

27A.460 - (1), (3), (4)



Percent of Charges by Disposition Type

27A.460 - (1), (3), (4)



27A.460 (1) Conviction percentages;

27A.460 (3) Percentage of acquittals;

27A.460(4) Percentage of dismissals;

\* "Others" disposition type include: Denied, Extradition, Grand Jury, Granted, Hung Jury, Merged, Mistrial, No Action Taken By Grand Jury, Other, Pardon - Prior to Adjudication Only, Peace Bond, Remanded, Set Aside/Voided, Sealed Records, Transfer, Drug Court Transfer, Vacated Judgment

Felony Charges Convicted by Disposition Type	ENHANCED	GUILTY	Total
	45	339	384
	11.72%	88.28%	100.00%

27A.460 - (2)	Sentence Records	Jail or Prison Conditionally Discharged	Jail or Prison Suspended	Jail or Prison Time > 0	Net Costs > \$0.00	Net Fines > \$0.00	Net Home Incarceration Time	Net Home Incarceration Time Suspended	Net Probation Time Supervised	Net Probation Time Unsupervised	Net Suspended Costs > \$0.00	Net Suspended Fines > \$0.00	Other Conditions
Convicted	340	-	141	340	157	2	-	-	114	49	-	-	55
			41.47%	100.00%	46.18%	0.59%			33.53%	14.41%			16.18%
Dismissed	4	-	4	4	3	-	-	-	4	1	-	-	-
			100.00%	100.00%	75.00%	-	-	-	100.00%	25.00%			
Diverted	4	-	-	-	4	-	-	-	-	-	-	-	-
					100.00%								
	348	-	145	344	164	2	-	-	118	50	-	-	55

27A.460 (2) Percentages of fines, imprisonment, or other penalty assessment;

\* Percentages are based on total sentence records per category (convicted, acquitted...etc)

\* There can be multiple sentence conditions to a single charge.



**ADMINISTRATIVE OFFICE OF THE COURTS**

Research & Statistics

**Annual Report FY 2016**

**Circuit Court - "Felony" Criminal Cases**

**HARLAN**

Plea Type	27A.460 - (5), (6)	GUILTY	NOT GUILTY	UNKNOWN PLEA TYPE	Total
Felony Charges	Original_Plea	6 0.91%	434 65.96%	218 33.13%	658 100.00%
	Final_Plea	425 64.59%	15 2.28%	218 33.13%	658 100.00%
Felony amended to Non-Felony	Original_Plea	-	-	23 100.00%	23 100.00%
	Final_Plea	-	-	23 100.00%	23 100.00%

27A.460 (5) Percentage of pleas as charges;  
27A.460 (6) Percentage of pleas to reduce charges;

Cases can have multiple charges which are heard either by a court trial, jury trial, no trial or by a combination of trial types. Depending upon the seriousness of the offense and the consequences of a guilty verdict, defendants in criminal cases have the constitutional right to a jury of their peers. In a jury trial, the Judge decides questions of law, and the jury decides whether the defendant is guilty or not guilty on each of the offense(s) charged. In a court trial, the judge decides questions of law and decides if guilty or not guilty on each offense(s) charges. The cases are categorized by how all the charges within the case were disposed. If all charges were disposed by the same trial type, it's counted in the separate category, otherwise, it's counted within the "Mixed Trial" category. If a charge had a nothing entered or it had "no trial" it's counted in the "No Trial" category.

Cases by Trial Type	27A.460 - (7), (8), (9), (10)	JURY TRIAL	NO TRIAL	Total
Felony Amended Down to Non-Felony		-	17 100.00%	17 100.00%
Felony Charges		2 0.54%	365 99.46%	367 100.00%
Felony Convictions		2 0.98%	203 99.02%	205 100.00%

27A.460 (7) Percentage of disposition to guilty as charged by trial;  
27A.460 (8) Percentage of those found guilty of lesser charge by trial;  
27A.460 (9) Percentage of cases where jury trial taken;  
27A.460 (10) Percentage of trials which are bench (court) trials; and

Shock Probation by Disposition Type	27A.440 (3b)	DENIED	GRANTED	Total
0026090 SHOCK PROBATION IN FELONY CONVICTIONS		13 86.67%	2 13.33%	15 100.0000%

27A.440 (3) Cases in which shock probation has been granted:  
(b) Extracted data on shock probation shall be placed in the annual report of the Administrative Office of the Courts.

ADMINISTRATIVE OFFICE OF THE COURTS

Research & Statistics

Annual Report FY 2016

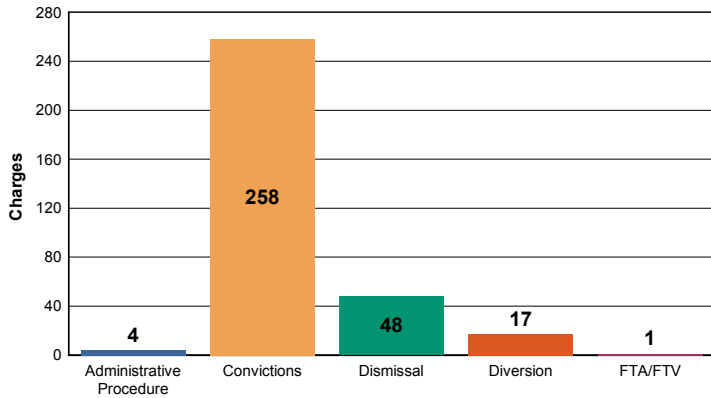
Circuit Court - "Felony" Criminal Cases

HARLAN

Of those 328 felony offenses, 258 (78.66%) were convicted; were acquitted (%); and 48 (14.63%) were dismissed.

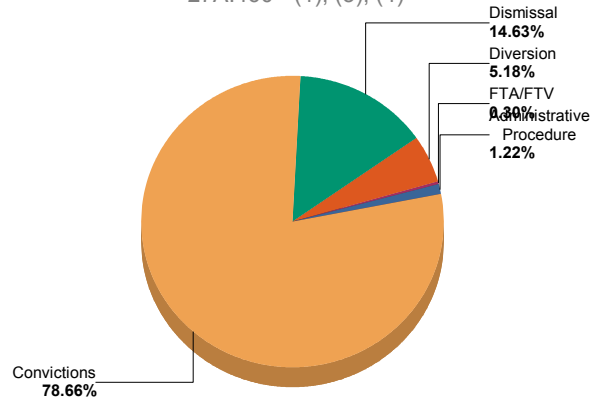
Felony Charges by Disposition Type

27A.460 - (1), (3), (4)



Percent of Charges by Disposition Type

27A.460 - (1), (3), (4)



27A.460 (1) Conviction percentages;

27A.460 (3) Percentage of acquittals;

27A.460(4) Percentage of dismissals;

\* "Others" disposition type include: Denied, Extradition, Grand Jury, Granted, Hung Jury, Merged, Mistrial, No Action Taken By Grand Jury, Other, Pardon - Prior to Adjudication Only, Peace Bond, Remanded, Set Aside/Voided, Sealed Records, Transfer, Drug Court Transfer, Vacated Judgment

Felony Charges Convicted by Disposition Type	ENHANCED	GUILTY	Total
	2	256	258
	0.78%	99.22%	100.00%

27A.460 - (2)	Sentence Records	Jail or Prison Conditionally Discharged	Jail or Prison Suspended	Jail or Prison Time > 0	Net Costs > \$0.00	Net Fines > \$0.00	Net Home Incarceration Time	Net Home Incarceration Time Suspended	Net Probation Time Supervised	Net Probation Time Unsupervised	Net Suspended Costs > \$0.00	Net Suspended Fines > \$0.00	Other Conditions
Convicted	257	4	44	257	120	3			47				45
		1.56%	17.12%	100.00%	46.69%	1.17%			18.29%				17.51%
Dismissed	2			1	1								
				50.00%	50.00%								
Diverted	6	4	1	5	5				5				1
		66.67%	16.67%	83.33%	83.33%				83.33%				16.67%
	265	8	45	263	126	3			52				46

27A.460 (2) Percentages of fines, imprisonment, or other penalty assessment;

\* Percentages are based on total sentence records per category (convicted, acquitted...etc)

\* There can be multiple sentence conditions to a single charge.

**ADMINISTRATIVE OFFICE OF THE COURTS**

Research & Statistics

**Annual Report FY 2016**

**Circuit Court - "Felony" Criminal Cases**

**HARRISON**

Plea Type	27A.460 - (5), (6)	GUILTY	NOT GUILTY	UNKNOWN PLEA TYPE	Total
		Felony Charges	Original_Plea	-	26 7.93%
	Final_Plea	26 7.93%	-	302 92.07%	328 100.00%

27A.460 (5) Percentage of pleas as charges;  
27A.460 (6) Percentage of pleas to reduce charges;

Cases can have multiple charges which are heard either by a court trial, jury trial, no trial or by a combination of trial types. Depending upon the seriousness of the offense and the consequences of a guilty verdict, defendants in criminal cases have the constitutional right to a jury of their peers. In a jury trial, the Judge decides questions of law, and the jury decides whether the defendant is guilty or not guilty on each of the offense(s) charged. In a court trial, the judge decides questions of law and decides if guilty or not guilty on each offense(s) charges. The cases are categorized by how all the charges within the case were disposed. If all charges were disposed by the same trial type, it's counted in the separate category, otherwise, it's counted within the "Mixed Trial" category. If a charge had a nothing entered or it had "no trial" it's counted in the "No Trial" category.

Cases by Trial Type	27A.460 - (7), (8), (9), (10)	NO TRIAL	Total
Felony Charges		137 100.00%	137 100.00%
Felony Convictions		110 100.00%	110 100.00%

27A.460 (7) Percentage of disposition to guilty as charged by trial;  
27A.460 (8) Percentage of those found guilty of lesser charge by trial;  
27A.460 (9) Percentage of cases where jury trial taken;  
27A.460 (10) Percentage of trials which are bench (court) trials; and

Shock Probation by Disposition Type	27A.440 (3b)	DENIED	GRANTED	Total
		0026090 SHOCK PROBATION IN FELONY CONVICTIONS	74 90.24%	8 9.76%

27A.440 (3) Cases in which shock probation has been granted:  
(b) Extracted data on shock probation shall be placed in the annual report of the Administrative Office of the Courts.

ADMINISTRATIVE OFFICE OF THE COURTS

Research & Statistics

Annual Report FY 2016

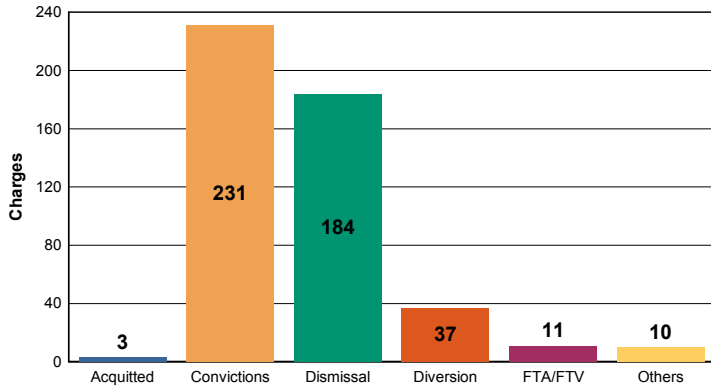
Circuit Court - "Felony" Criminal Cases

HARRISON

Of those 476 felony offenses, 231 (48.53%) were convicted; 3 were acquitted (0.63%); and 184 (38.66%) were dismissed.

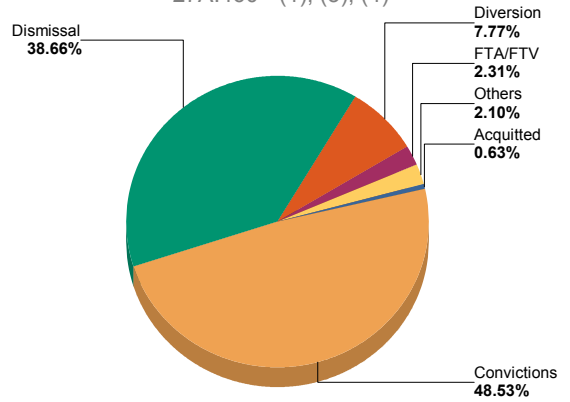
**Felony Charges by Disposition Type**

27A.460 - (1), (3), (4)



**Percent of Charges by Disposition Type**

27A.460 - (1), (3), (4)



27A.460 (1) Conviction percentages;

27A.460 (3) Percentage of acquittals;

27A.460(4) Percentage of dismissals;

\* "Others" disposition type include: Denied, Extradition, Grand Jury, Granted, Hung Jury, Merged, Mistrial, No Action Taken By Grand Jury, Other, Pardon - Prior to Adjudication Only, Peace Bond, Remanded, Set Aside/Voided, Sealed Records, Transfer, Drug Court Transfer, Vacated Judgment

	ENHANCED	GUILTY	Total
Felony Charges Convicted by Disposition Type	1 0.43%	230 99.57%	231 100.00%

**ADMINISTRATIVE OFFICE OF THE COURTS**

Research & Statistics

**Annual Report FY 2016**

**Circuit Court - "Felony" Criminal Cases**

**HART**

27A.460 - (2)	Sentence Records	Jail or Prison Conditionally Discharged	Jail or Prison Suspended	Jail or Prison Time > 0	Net Costs > \$0.00	Net Fines > \$0.00	Net Home Incarceration Time	Net Home Incarceration Time Suspended	Net Probation Time Supervised	Net Probation Time Unsupervised	Net Suspended Costs > \$0.00	Net Suspended Fines > \$0.00	Other Conditions
Convicted	230	14 6.09%	106 46.09%	230 100.00%	118 51.30%	-	-	-	59 25.65%	-	-	-	93 40.43%
Dismissed	1	-	1 100.00%	1 100.00%	1 100.00%	-	-	-	1 100.00%	-	-	-	1 100.00%
Diverted	26	9 34.62%	2 7.69%	13 50.00%	18 69.23%	-	-	-	-	-	-	-	18 69.23%
Others	1	-	-	-	-	-	-	-	-	-	-	-	1 100.00%
	258	23	109	244	137	-	-	-	60	-	-	-	113

27A.460 (2) Percentages of fines, imprisonment, or other penalty assessment;

\* Percentages are based on total sentence records per category (convicted, acquitted...etc)

\* There can be multiple sentence conditions to a single charge.

Plea Type	27A.460 - (5), (6)	27A.460 - (5), (6)			Total
		GUILTY	NOT GUILTY	UNKNOWN PLEA TYPE	
Felony Charges	Original_Plea	- 0.00%	263 55.25%	213 44.75%	476 100.00%
	Final_Plea	258 54.20%	5 1.05%	213 44.75%	476 100.00%
Felony amended to Non-Felony	Original_Plea	- 0.00%	- 0.00%	33 100.00%	33 100.00%
	Final_Plea	- 0.00%	- 0.00%	33 100.00%	33 100.00%

27A.460 (5) Percentage of pleas as charges;

27A.460 (6) Percentage of pleas to reduce charges;

Cases can have multiple charges which are heard either by a court trial, jury trial, no trial or by a combination of trial types. Depending upon the seriousness of the offense and the consequences of a guilty verdict, defendants in criminal cases have the constitutional right to a jury of their peers. In a jury trial, the Judge decides questions of law, and the jury decides whether the defendant is guilty or not guilty on each of the offense(s) charged. In a court trial, the judge decides questions of law and decides if guilty or not guilty on each offense(s) charges. The cases are categorized by how all the charges within the case were disposed. If all charges were disposed by the same trial type, it's counted in the separate category, otherwise, it's counted within the "Mixed Trial" category. If a charge had a nothing entered or it had "no trial" it's counted in the "No Trial" category.

Cases by Trial Type	27A.460 - (7), (8), (9), (10)	JURY TRIAL	NO TRIAL	Total
Felony Amended Down to Non-Felony	-	-	28 100.00%	28 100.00%
Felony Charges	1 0.53%	186 99.47%	187 100.00%	187 100.00%
Felony Convictions	-	-	122 100.00%	122 100.00%

27A.460 (7) Percentage of disposition to guilty as charged by trial;

27A.460 (8) Percentage of those found guilty of lesser charge by trial;

27A.460 (9) Percentage of cases where jury trial taken;

27A.460 (10) Percentage of trials which are bench (court) trials; and

**ADMINISTRATIVE OFFICE OF THE COURTS**

Research & Statistics

**Annual Report FY 2016**

**Circuit Court - "Felony" Criminal Cases**

**HART**

**Shock Probation by  
Disposition Type**

**27A.440 (3b)**

	DENIED	GRANTED	Total
0026090 SHOCK PROBATION IN FELONY CONVICTIONS	20 86.96%	3 13.04%	23 100.0000%

**27A.440 (3) Cases in which shock probation has been granted:**

(b) Extracted data on shock probation shall be placed in the annual report of the Administrative Office of the Courts.

**Youthful Offenders**

Note: Per statute 635.020 (7) If a person who is eighteen (18) or older and before the court is charged with a felony that occurred prior to his eighteenth birthday, the court shall, upon motion of the county attorney made prior to adjudication, and after the county attorney has consulted with the Commonwealth's attorney, that the child be proceeded against as a youthful offender, proceed in accordance with the provisions of KRS 640.010.

The youthful offender data is pulled by looking at the circuit criminal cases with defendant's age calculated from date of birth to the case filing date, which is under 18, however, those eighteen(18) or older may not be accounted.

There were 9 felony level offenses and 0 non-felony level offenses disposed within 2 circuit criminal cases during the fiscal year. Non-felony offenses include misdemeanor, violation, local ordinance or other level offense(s) within those cases.

<b>27A.460 - (11)</b>		
	Charges	Cases
Felony	9	2
Felony amended to Non-Felony	-	

**27A.460 (11) The number of juvenile offenders tried as an adult.**

Of the 9 felony level offenses disposed within the youthful offender cases, (%) charges were convicted.

**Youthful Offender**

	Others	Total
Felony Charges by Disposition Type	9 100.00%	9 100.00%

ADMINISTRATIVE OFFICE OF THE COURTS

Research & Statistics

Annual Report FY 2016

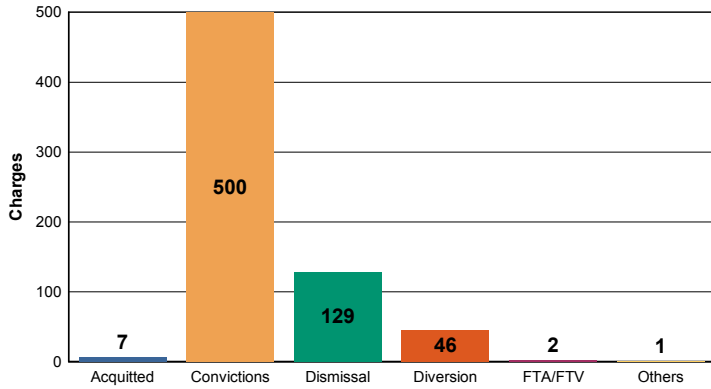
Circuit Court - "Felony" Criminal Cases

**HENDERSON**

Of those 685 felony offenses, 500 (72.99%) were convicted; 7 were acquitted (1.02%); and 129 (18.83%) were dismissed.

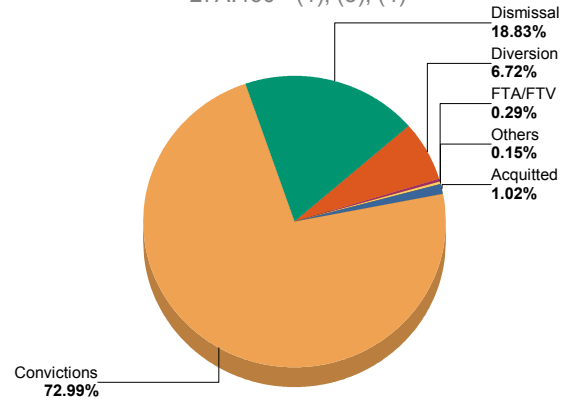
**Felony Charges by Disposition Type**

27A.460 - (1), (3), (4)



**Percent of Charges by Disposition Type**

27A.460 - (1), (3), (4)



27A.460 (1) Conviction percentages;

27A.460 (3) Percentage of acquittals;

27A.460(4) Percentage of dismissals;

\* "Others" disposition type include: Denied, Extradition, Grand Jury, Granted, Hung Jury, Merged, Mistrial, No Action Taken By Grand Jury, Other, Pardon - Prior to Adjudication Only, Peace Bond, Remanded, Set Aside/Voided, Sealed Records, Transfer, Drug Court Transfer, Vacated Judgment

	ENHANCED	GUILTY	Total
Felony Charges Convicted by Disposition Type	41 8.20%	459 91.80%	500 100.00%

**ADMINISTRATIVE OFFICE OF THE COURTS**

Research & Statistics

**Annual Report FY 2016**

**Circuit Court - "Felony" Criminal Cases**

**HENDERSON**

27A.460 - (2)	Sentence Records	Jail or Prison Conditionally Discharged	Jail or Prison Suspended	Jail or Prison Time > 0	Net Costs > \$0.00	Net Fines > \$0.00	Net Home Incarceration Time	Net Home Incarceration Time Suspended	Net Probation Time Supervised	Net Probation Time Unsupervised	Net Suspended Costs > \$0.00	Net Suspended Fines > \$0.00	Other Conditions
Convicted	458	51 11.14%	1 0.22%	457 99.78%	293 63.97%				40 8.73%				150 32.75%
Dismissed	14	4 28.57%	2 14.29%	6 42.86%	7 50.00%				6 42.86%				5 35.71%
Diverted	44	43 97.73%	1 2.27%	44 100.00%	37 84.09%				34 77.27%				33 75.00%
Others	1				1 100.00%					1 100.00%			
	517	98	4	507	338				80	1			188

**27A.460 (2) Percentages of fines, imprisonment, or other penalty assessment;**

\* Percentages are based on total sentence records per category (convicted, acquitted...etc)

\* There can be multiple sentence conditions to a single charge.

Plea Type	27A.460 - (5), (6)	Plea Type			Total
		GUILTY	NOT GUILTY	UNKNOWN PLEA TYPE	
Felony Charges	Original_Plea	93 13.58%	567 82.77%	25 3.65%	685 100.00%
	Final_Plea	552 80.58%	108 15.77%	25 3.65%	685 100.00%
Felony amended to Non-Felony	Original_Plea	- 0.00%	46 97.87%	1 2.13%	47 100.00%
	Final_Plea	- 0.00%	46 97.87%	1 2.13%	47 100.00%

**27A.460 (5) Percentage of pleas as charges;**

**27A.460 (6) Percentage of pleas to reduce charges;**

Cases can have multiple charges which are heard either by a court trial, jury trial, no trial or by a combination of trial types. Depending upon the seriousness of the offense and the consequences of a guilty verdict, defendants in criminal cases have the constitutional right to a jury of their peers. In a jury trial, the Judge decides questions of law, and the jury decides whether the defendant is guilty or not guilty on each of the offense(s) charged. In a court trial, the judge decides questions of law and decides if guilty or not guilty on each offense(s) charges. The cases are categorized by how all the charges within the case were disposed. If all charges were disposed by the same trial type, it's counted in the separate category, otherwise, it's counted within the "Mixed Trial" category. If a charge had a nothing entered or it had "no trial" it's counted in the "No Trial" category.

Cases by Trial Type	27A.460 - (7), (8), (9), (10)		Total
	JURY TRIAL	NO TRIAL	
Felony Amended Down to Non-Felony	1 2.38%	41 97.62%	42 100.00%
Felony Charges	12 3.02%	387 97.24%	399 100.25%
Felony Convictions	9 2.90%	301 97.10%	310 100.00%

**27A.460 (7) Percentage of disposition to guilty as charged by trial;**

**27A.460 (8) Percentage of those found guilty of lesser charge by trial;**

**27A.460 (9) Percentage of cases where jury trial taken;**

**27A.460 (10) Percentage of trials which are bench (court) trials; and**



**ADMINISTRATIVE OFFICE OF THE COURTS**

Research & Statistics

**Annual Report FY 2016**

**Circuit Court - "Felony" Criminal Cases**

**HENDERSON**

**Shock Probation by  
Disposition Type**

**27A.440 (3b)**

	DENIED	GRANTED	GUILTY	SET ASIDE/VOIDED	Total
0026090 SHOCK PROBATION IN FELONY CONVICTIONS	84 30.43%	189 68.48%	2 0.72%	1 0.36%	276 100.0000%

**27A.440 (3) Cases in which shock probation has been granted:**

(b) Extracted data on shock probation shall be placed in the annual report of the Administrative Office of the Courts.

**Youthful Offenders**

Note: Per statute 635.020 (7) If a person who is eighteen (18) or older and before the court is charged with a felony that occurred prior to his eighteenth birthday, the court shall, upon motion of the county attorney made prior to adjudication, and after the county attorney has consulted with the Commonwealth's attorney, that the child be proceeded against as a youthful offender, proceed in accordance with the provisions of KRS 640.010.

The youthful offender data is pulled by looking at the circuit criminal cases with defendant's age calculated from date of birth to the case filing date, which is under 18, however, those eighteen(18) or older may not be accounted.

There were 2 felony level offenses and 0 non-felony level offenses disposed within 2 circuit criminal cases during the fiscal year. Non-felony offenses include misdemeanor, violation, local ordinance or other level offense(s) within those cases.

27A.460 - (11)		
	Charges	Cases
Felony	2	2
Felony amended to Non-Felony	-	

**27A.460 (11) The number of juvenile offenders tried as an adult.**

Of the 2 felony level offenses disposed within the youthful offender cases, 2 (100.00%) charges were convicted.

**Youthful Offender**

	Convictions	Total
Felony Charges by Disposition Type	2 100.00%	2 100.00%

**Youthful Offender**

	GUILTY	Total
Felony Charges Convicted by Disposition Type	2 100.00%	2 100.00%

ADMINISTRATIVE OFFICE OF THE COURTS

Research & Statistics

Annual Report FY 2016

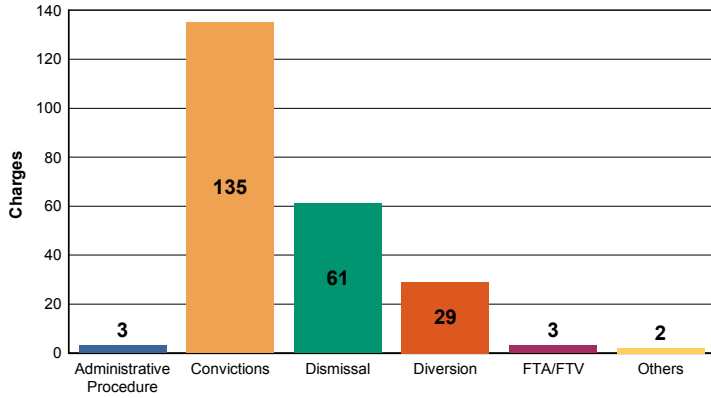
Circuit Court - "Felony" Criminal Cases

HENRY

Of those 233 felony offenses, 135 (57.94%) were convicted; were acquitted (%); and 61 (26.18%) were dismissed.

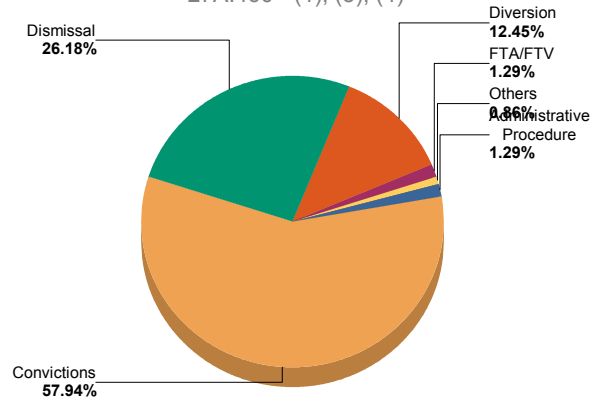
Felony Charges by Disposition Type

27A.460 - (1), (3), (4)



Percent of Charges by Disposition Type

27A.460 - (1), (3), (4)



27A.460 (1) Conviction percentages;

27A.460 (3) Percentage of acquittals;

27A.460(4) Percentage of dismissals;

\* "Others" disposition type include: Denied, Extradition, Grand Jury, Granted, Hung Jury, Merged, Mistrial, No Action Taken By Grand Jury, Other, Pardon - Prior to Adjudication Only, Peace Bond, Remanded, Set Aside/Voided, Sealed Records, Transfer, Drug Court Transfer, Vacated Judgment

Felony Charges Convicted by Disposition Type	ENHANCED	GUILTY	Total
	9 6.67%	126 93.33%	135 100.00%

27A.460 - (2)	Sentence Records	Jail or Prison Conditionally Discharged	Jail or Prison Suspended	Jail or Prison Time > 0	Net Costs > \$0.00	Net Fines > \$0.00	Net Home Incarceration Time	Net Home Incarceration Time Suspended	Net Probation Time Supervised	Net Probation Time Unsupervised	Net Suspended Costs > \$0.00	Net Suspended Fines > \$0.00	Other Conditions
Convicted	125	-	79 63.20%	125 100.00%	76 60.80%	14 11.20%	1 0.80%	-	73 58.40%	4 3.20%	-	-	79 63.20%
	125	-	79	125	76	14	1	-	73	4	-	-	79

27A.460 (2) Percentages of fines, imprisonment, or other penalty assessment;

\* Percentages are based on total sentence records per category (convicted, acquitted...etc)

\* There can be multiple sentence conditions to a single charge.

**ADMINISTRATIVE OFFICE OF THE COURTS**

Research & Statistics

**Annual Report FY 2016**

**Circuit Court - "Felony" Criminal Cases**

**HENRY**

Plea Type		27A.460 - (5), (6)	GUILTY	NOT GUILTY	UNKNOWN PLEA TYPE	Total
Felony Charges	Original_Plea	<b>36</b> 15.45%	<b>127</b> 54.51%	<b>70</b> 30.04%	<b>233</b> 100.00%	
	Final_Plea	<b>161</b> 69.10%	<b>2</b> 0.86%	<b>70</b> 30.04%	<b>233</b> 100.00%	
Felony amended to Non-Felony	Original_Plea	-	-	<b>7</b> 100.00%	<b>7</b> 100.00%	
	Final_Plea	-	-	<b>7</b> 100.00%	<b>7</b> 100.00%	

27A.460 (5) Percentage of pleas as charges;  
27A.460 (6) Percentage of pleas to reduce charges;

Cases can have multiple charges which are heard either by a court trial, jury trial, no trial or by a combination of trial types. Depending upon the seriousness of the offense and the consequences of a guilty verdict, defendants in criminal cases have the constitutional right to a jury of their peers. In a jury trial, the Judge decides questions of law, and the jury decides whether the defendant is guilty or not guilty on each of the offense(s) charged. In a court trial, the judge decides questions of law and decides if guilty or not guilty on each offense(s) charges. The cases are categorized by how all the charges within the case were disposed. If all charges were disposed by the same trial type, it's counted in the separate category, otherwise, it's counted within the "Mixed Trial" category. If a charge had a nothing entered or it had "no trial" it's counted in the "No Trial" category.

Cases by Trial Type	27A.460 - (7), (8), (9), (10)	NO TRIAL	Total
Felony Amended Down to Non-Felony		<b>7</b> 100.00%	<b>7</b> 100.00%
Felony Charges		<b>142</b> 100.00%	<b>142</b> 100.00%
Felony Convictions		<b>90</b> 100.00%	<b>90</b> 100.00%

27A.460 (7) Percentage of disposition to guilty as charged by trial;  
27A.460 (8) Percentage of those found guilty of lesser charge by trial;  
27A.460 (9) Percentage of cases where jury trial taken;  
27A.460 (10) Percentage of trials which are bench (court) trials; and

Shock Probation by Disposition Type	27A.440 (3b)	DENIED	GRANTED	Total
0026090 SHOCK PROBATION IN FELONY CONVICTIONS		<b>2</b> 20.00%	<b>8</b> 80.00%	<b>10</b> 100.0000%

27A.440 (3) Cases in which shock probation has been granted:  
(b) Extracted data on shock probation shall be placed in the annual report of the Administrative Office of the Courts.

ADMINISTRATIVE OFFICE OF THE COURTS

Research & Statistics

Annual Report FY 2016

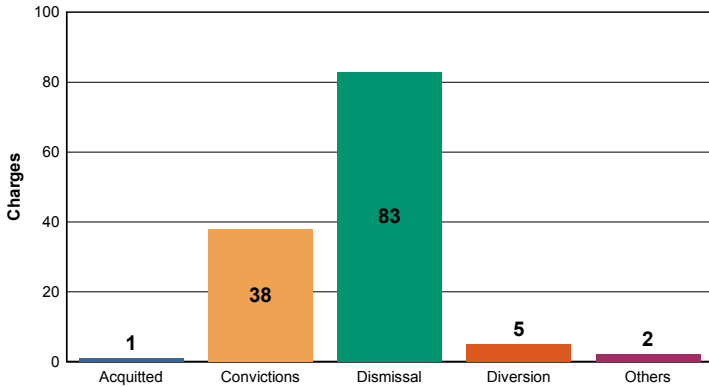
Circuit Court - "Felony" Criminal Cases

HENRY

Of those 129 felony offenses, 38 (29.46%) were convicted; 1 were acquitted (0.78%); and 83 (64.34%) were dismissed.

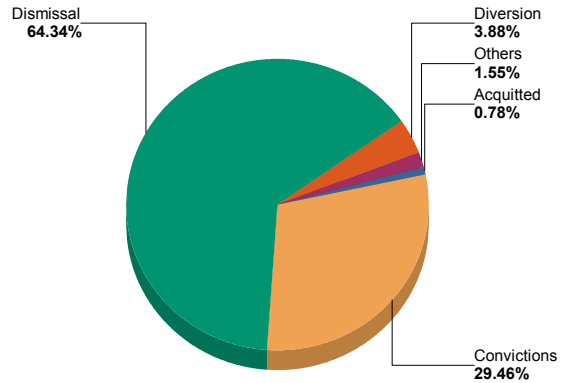
Felony Charges by Disposition Type

27A.460 - (1), (3), (4)



Percent of Charges by Disposition Type

27A.460 - (1), (3), (4)



27A.460 (1) Conviction percentages;

27A.460 (3) Percentage of acquittals;

27A.460(4) Percentage of dismissals;

\* "Others" disposition type include: Denied, Extradition, Grand Jury, Granted, Hung Jury, Merged, Mistrial, No Action Taken By Grand Jury, Other, Pardon - Prior to Adjudication Only, Peace Bond, Remanded, Set Aside/Voided, Sealed Records, Transfer, Drug Court Transfer, Vacated Judgment

Felony Charges Convicted by Disposition Type	GUILTY	Total
	38	38
	100.00%	100.00%

27A.460 - (2)	Sentence Records	Jail or Prison Conditionally Discharged	Jail or Prison Suspended	Jail or Prison Time > 0	Net Costs > \$0.00	Net Fines > \$0.00	Net Home Incarceration Time	Net Home Incarceration Time Suspended	Net Probation Time Supervised	Net Probation Time Unsupervised	Net Suspended Costs > \$0.00	Net Suspended Fines > \$0.00	Other Conditions
Convicted	37	19	1	37	21	-	-	-	19	-	-	-	23
		51.35%	2.70%	100.00%	56.76%	-	-	-	51.35%	-	-	-	62.16%
Diverted	1	-	-	-	1	-	-	-	-	-	-	-	1
		-	-	-	100.00%	-	-	-	-	-	-	-	100.00%
Others	1	1	-	1	1	1	-	-	1	-	-	1	1
		100.00%	-	100.00%	100.00%	100.00%	-	-	100.00%	-	-	100.00%	100.00%
	39	20	1	38	23	1	-	-	20	-	-	1	25

27A.460 (2) Percentages of fines, imprisonment, or other penalty assessment;

\* Percentages are based on total sentence records per category (convicted, acquitted...etc)

\* There can be multiple sentence conditions to a single charge.

**ADMINISTRATIVE OFFICE OF THE COURTS**

Research & Statistics

**Annual Report FY 2016**

**Circuit Court - "Felony" Criminal Cases**

**HICKMAN**

Plea Type	27A.460 - (5), (6)	GUILTY	NOT GUILTY	UNKNOWN PLEA TYPE	Total
		Felony Charges	Original_Plea	1 0.78%	35 27.13%
	Final_Plea	24 18.60%	12 9.30%	93 72.09%	129 100.00%
Felony amended to Non-Felony	Original_Plea	-	1 33.33%	2 66.67%	3 100.00%
	Final_Plea	-	1 33.33%	2 66.67%	3 100.00%

27A.460 (5) Percentage of pleas as charges;  
27A.460 (6) Percentage of pleas to reduce charges;

Cases can have multiple charges which are heard either by a court trial, jury trial, no trial or by a combination of trial types. Depending upon the seriousness of the offense and the consequences of a guilty verdict, defendants in criminal cases have the constitutional right to a jury of their peers. In a jury trial, the Judge decides questions of law, and the jury decides whether the defendant is guilty or not guilty on each of the offense(s) charged. In a court trial, the judge decides questions of law and decides if guilty or not guilty on each offense(s) charges. The cases are categorized by how all the charges within the case were disposed. If all charges were disposed by the same trial type, it's counted in the separate category, otherwise, it's counted within the "Mixed Trial" category. If a charge had a nothing entered or it had "no trial" it's counted in the "No Trial" category.

Cases by Trial Type	27A.460 - (7), (8), (9), (10)	JURY TRIAL	NO TRIAL	Total
Felony Amended Down to Non-Felony		-	3 100.00%	3 100.00%
Felony Charges		1 2.04%	48 97.96%	49 100.00%
Felony Convictions		-	27 100.00%	27 100.00%

27A.460 (7) Percentage of disposition to guilty as charged by trial;  
27A.460 (8) Percentage of those found guilty of lesser charge by trial;  
27A.460 (9) Percentage of cases where jury trial taken;  
27A.460 (10) Percentage of trials which are bench (court) trials; and

Shock Probation by Disposition Type	27A.440 (3b)	DENIED	GRANTED	Total
0026090 SHOCK PROBATION IN FELONY CONVICTIONS		6 35.29%	11 64.71%	17 100.0000%

27A.440 (3) Cases in which shock probation has been granted:  
(b) Extracted data on shock probation shall be placed in the annual report of the Administrative Office of the Courts.

ADMINISTRATIVE OFFICE OF THE COURTS

Research & Statistics

Annual Report FY 2016

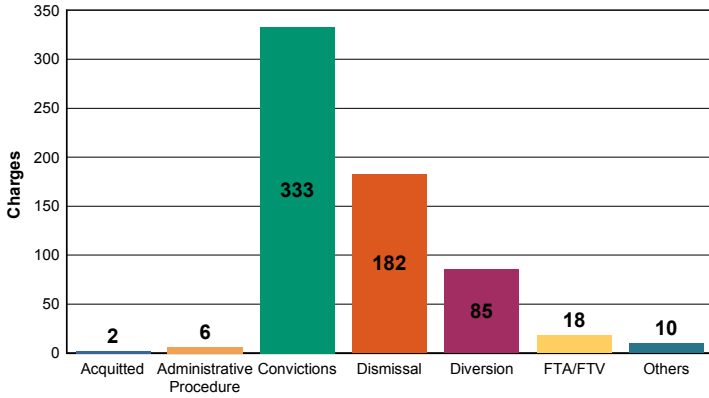
Circuit Court - "Felony" Criminal Cases

HICKMAN

Of those 636 felony offenses, 333 (52.36%) were convicted; 2 were acquitted (0.31%); and 182 (28.62%) were dismissed.

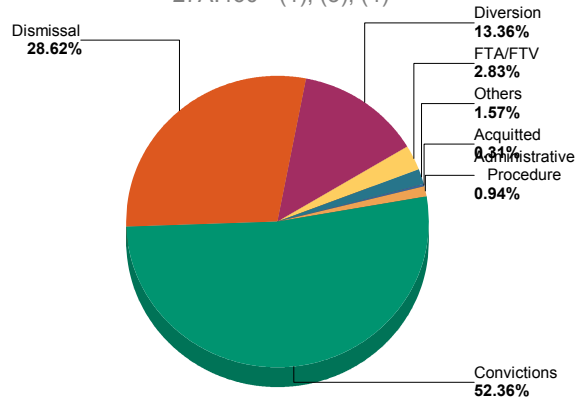
Felony Charges by Disposition Type

27A.460 - (1), (3), (4)



Percent of Charges by Disposition Type

27A.460 - (1), (3), (4)



27A.460 (1) Conviction percentages;

27A.460 (3) Percentage of acquittals;

27A.460(4) Percentage of dismissals;

\* "Others" disposition type include: Denied, Extradition, Grand Jury, Granted, Hung Jury, Merged, Mistrial, No Action Taken By Grand Jury, Other, Pardon - Prior to Adjudication Only, Peace Bond, Remanded, Set Aside/Voided, Sealed Records, Transfer, Drug Court Transfer, Vacated Judgment

Felony Charges Convicted by Disposition Type	ENHANCED	GUILTY	Total
	8	325	333
	2.40%	97.60%	100.00%

27A.460 - (2)	Sentence Records	Jail or Prison Conditionally Discharged	Jail or Prison Suspended	Jail or Prison Time > 0	Net Costs > \$0.00	Net Fines > \$0.00	Net Home Incarceration Time	Net Home Incarceration Time Suspended	Net Probation Time Supervised	Net Probation Time Unsupervised	Net Suspended Costs > \$0.00	Net Suspended Fines > \$0.00	Other Conditions
Convicted	328	4	164	328	84	1			162				139
		1.22%	50.00%	100.00%	25.61%	0.30%			49.39%				42.38%
Dismissed	5		3	4	3								2
			60.00%	80.00%	60.00%								40.00%
	333	4	167	332	87	1			162				141

27A.460 (2) Percentages of fines, imprisonment, or other penalty assessment;

\* Percentages are based on total sentence records per category (convicted, acquitted...etc)

\* There can be multiple sentence conditions to a single charge.

**ADMINISTRATIVE OFFICE OF THE COURTS**

Research & Statistics

**Annual Report FY 2016**

**Circuit Court - "Felony" Criminal Cases**

**HOPKINS**

Plea Type	27A.460 - (5), (6)	GUILTY	NOT GUILTY	UNKNOWN PLEA TYPE	Total
Felony Charges	Original_Plea	16 2.52%	381 59.91%	239 37.58%	636 100.00%
	Final_Plea	388 61.01%	9 1.42%	239 37.58%	636 100.00%
Felony amended to Non-Felony	Original_Plea	-	-	13 100.00%	13 100.00%
	Final_Plea	-	-	13 100.00%	13 100.00%

27A.460 (5) Percentage of pleas as charges;  
27A.460 (6) Percentage of pleas to reduce charges;

Cases can have multiple charges which are heard either by a court trial, jury trial, no trial or by a combination of trial types. Depending upon the seriousness of the offense and the consequences of a guilty verdict, defendants in criminal cases have the constitutional right to a jury of their peers. In a jury trial, the Judge decides questions of law, and the jury decides whether the defendant is guilty or not guilty on each of the offense(s) charged. In a court trial, the judge decides questions of law and decides if guilty or not guilty on each offense(s) charges. The cases are categorized by how all the charges within the case were disposed. If all charges were disposed by the same trial type, it's counted in the separate category, otherwise, it's counted within the "Mixed Trial" category. If a charge had a nothing entered or it had "no trial" it's counted in the "No Trial" category.

Cases by Trial Type	27A.460 - (7), (8), (9), (10)	JURY TRIAL	NO TRIAL	Total
Felony Amended Down to Non-Felony		-	12 100.00%	12 100.00%
Felony Charges		1 0.33%	305 99.67%	306 100.00%
Felony Convictions		-	166 100.00%	166 100.00%

27A.460 (7) Percentage of disposition to guilty as charged by trial;  
27A.460 (8) Percentage of those found guilty of lesser charge by trial;  
27A.460 (9) Percentage of cases where jury trial taken;  
27A.460 (10) Percentage of trials which are bench (court) trials; and

Shock Probation by Disposition Type	27A.440 (3b)	DENIED	GRANTED	REVERSED	Total
0026090 SHOCK PROBATION IN FELONY CONVICTIONS		93 89.42%	10 9.62%	1 0.96%	104 100.0000%

27A.440 (3) Cases in which shock probation has been granted:  
(b) Extracted data on shock probation shall be placed in the annual report of the Administrative Office of the Courts.

ADMINISTRATIVE OFFICE OF THE COURTS

Research & Statistics

Annual Report FY 2016

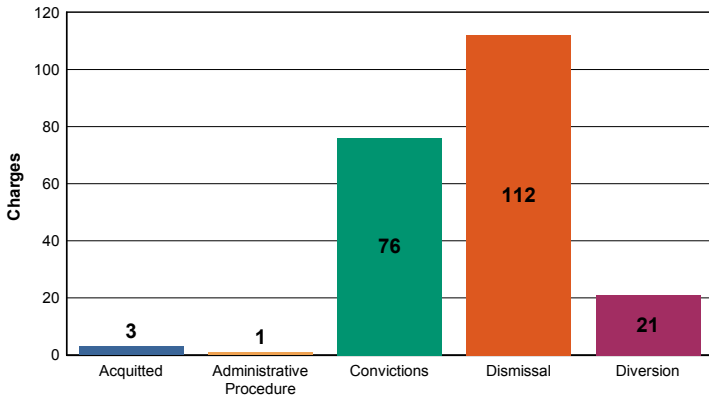
Circuit Court - "Felony" Criminal Cases

HOPKINS

Of those 213 felony offenses, 76 (35.68%) were convicted; 3 were acquitted (1.41%); and 112 (52.58%) were dismissed.

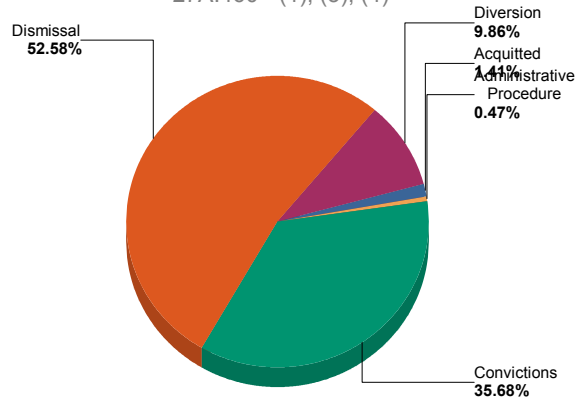
Felony Charges by Disposition Type

27A.460 - (1), (3), (4)



Percent of Charges by Disposition Type

27A.460 - (1), (3), (4)



27A.460 (1) Conviction percentages;

27A.460 (3) Percentage of acquittals;

27A.460(4) Percentage of dismissals;

\* "Others" disposition type include: Denied, Extradition, Grand Jury, Granted, Hung Jury, Merged, Mistrial, No Action Taken By Grand Jury, Other, Pardon - Prior to Adjudication Only, Peace Bond, Remanded, Set Aside/Voided, Sealed Records, Transfer, Drug Court Transfer, Vacated Judgment

Felony Charges Convicted by Disposition Type	ENHANCED	GUILTY	Total
	1 1.32%	75 98.68%	76 100.00%

27A.460 - (2)	Sentence Records	Jail or Prison Conditionally Discharged	Jail or Prison Suspended	Jail or Prison Time > 0	Net Costs > \$0.00	Net Fines > \$0.00	Net Home Incarceration Time	Net Home Incarceration Time Suspended	Net Probation Time Supervised	Net Probation Time Unsupervised	Net Suspended Costs > \$0.00	Net Suspended Fines > \$0.00	Other Conditions
Convicted	75	25 33.33%	-	75 100.00%	64 85.33%	-	-	-	23 30.67%	1 1.33%	-	-	12 16.00%
	75	25	-	75	64	-	-	-	23	1	-	-	12

27A.460 (2) Percentages of fines, imprisonment, or other penalty assessment;

\* Percentages are based on total sentence records per category (convicted, acquitted...etc)

\* There can be multiple sentence conditions to a single charge.



**ADMINISTRATIVE OFFICE OF THE COURTS**

Research & Statistics

**Annual Report FY 2016**

**Circuit Court - "Felony" Criminal Cases**

**JACKSON**

Plea Type		27A.460 - (5), (6)		GUILTY	NOT GUILTY	UNKNOWN PLEA TYPE	Total
Felony Charges	Original_Plea	<b>15</b>	<b>64</b>	7.04%	30.05%	<b>134</b>	<b>213</b>
	Final_Plea	<b>70</b>	<b>9</b>	32.86%	4.23%	<b>134</b>	<b>213</b>
Felony amended to Non-Felony	Original_Plea	-	-	0.00%	0.00%	<b>2</b>	<b>2</b>
	Final_Plea	-	-	0.00%	0.00%	<b>2</b>	<b>2</b>

27A.460 (5) Percentage of pleas as charges;

27A.460 (6) Percentage of pleas to reduce charges;

Cases can have multiple charges which are heard either by a court trial, jury trial, no trial or by a combination of trial types. Depending upon the seriousness of the offense and the consequences of a guilty verdict, defendants in criminal cases have the constitutional right to a jury of their peers. In a jury trial, the Judge decides questions of law, and the jury decides whether the defendant is guilty or not guilty on each of the offense(s) charged. In a court trial, the judge decides questions of law and decides if guilty or not guilty on each offense(s) charges. The cases are categorized by how all the charges within the case were disposed. If all charges were disposed by the same trial type, it's counted in the separate category, otherwise, it's counted within the "Mixed Trial" category. If a charge had a nothing entered or it had "no trial" it's counted in the "No Trial" category.

Cases by Trial Type	27A.460 - (7), (8), (9), (10)		JURY TRIAL	NO TRIAL	Total
Felony Amended Down to Non-Felony	-	<b>2</b>	-	100.00%	<b>2</b>
Felony Charges	<b>2</b>	<b>118</b>	1.67%	98.33%	<b>120</b>
Felony Convictions	<b>1</b>	<b>62</b>	1.59%	98.41%	<b>63</b>

27A.460 (7) Percentage of disposition to guilty as charged by trial;

27A.460 (8) Percentage of those found guilty of lesser charge by trial;

27A.460 (9) Percentage of cases where jury trial taken;

27A.460 (10) Percentage of trials which are bench (court) trials; and

**Shock Probation by  
Disposition Type**

27A.440 (3b)

	DENIED	GRANTED	Total
0026090 SHOCK PROBATION IN FELONY CONVICTIONS	<b>10</b>	<b>6</b>	<b>16</b>
	62.50%	37.50%	100.0000%

27A.440 (3) Cases in which shock probation has been granted:

(b) Extracted data on shock probation shall be placed in the annual report of the Administrative Office of the Courts.

ADMINISTRATIVE OFFICE OF THE COURTS

Research & Statistics

Annual Report FY 2016

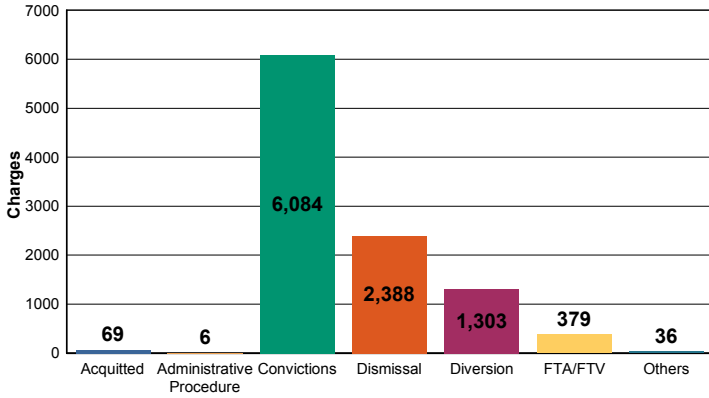
Circuit Court - "Felony" Criminal Cases

JACKSON

Of those 10,265 felony offenses, 6,084 (59.27%) were convicted; 69 were acquitted (0.67%); and 2,388 (23.26%) were dismissed.

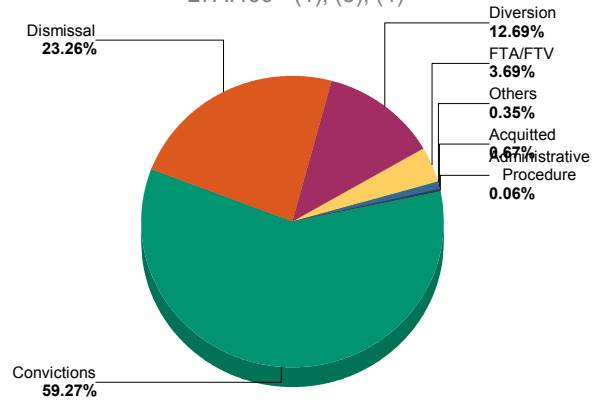
**Felony Charges by Disposition Type**

27A.460 - (1), (3), (4)



**Percent of Charges by Disposition Type**

27A.460 - (1), (3), (4)



27A.460 (1) Conviction percentages;

27A.460 (3) Percentage of acquittals;

27A.460(4) Percentage of dismissals;

\* "Others" disposition type include: Denied, Extradition, Grand Jury, Granted, Hung Jury, Merged, Mistrial, No Action Taken By Grand Jury, Other, Pardon - Prior to Adjudication Only, Peace Bond, Remanded, Set Aside/Voided, Sealed Records, Transfer, Drug Court Transfer, Vacated Judgment

	ENHANCED	GUILTY	PRE-PAYABLE CITATION - PAID	Total
Felony Charges Convicted by Disposition Type	46 0.76%	6,006 98.72%	32 0.53%	6,084 100.00%

**ADMINISTRATIVE OFFICE OF THE COURTS**

Research & Statistics

**Annual Report FY 2016**

**Circuit Court - "Felony" Criminal Cases**

**JEFFERSON**

27A.460 - (2)	Sentence Records	Jail or Prison Conditionally Discharged	Jail or Prison Suspended	Jail or Prison Time > 0	Net Costs > \$0.00	Net Fines > \$0.00	Net Home Incarceration Time	Net Home Incarceration Time Suspended	Net Probation Time Supervised	Net Probation Time Unsupervised	Net Suspended Costs > \$0.00	Net Suspended Fines > \$0.00	Other Conditions
Convicted	5,910	41 0.69%	2,561 43.33%	5,878 99.46%	1,144 19.36%	452 7.65%	-	-	2,510 42.47%	11 0.19%	150 2.54%	114 1.93%	891 15.08%
Dismissed	10	1 10.00%	7 70.00%	8 80.00%	1 10.00%	-	-	-	7 70.00%	1 10.00%	-	-	-
Diverted	14	-	3 21.43%	3 21.43%	4 28.57%	-	-	-	3 21.43%	-	-	-	-
Others	16	-	15 93.75%	16 100.00%	5 31.25%	1 6.25%	-	-	14 87.50%	-	-	-	4 25.00%
	5,950	42	2,586	5,905	1,154	453	-	-	2,534	12	150	114	895

**27A.460 (2) Percentages of fines, imprisonment, or other penalty assessment;**

\* Percentages are based on total sentence records per category (convicted, acquitted...etc)

\* There can be multiple sentence conditions to a single charge.

Plea Type	27A.460 - (5), (6)	GUILTY	NOT GUILTY	UNKNOWN PLEA TYPE	Total
Felony Charges	Original_Plea	1,211 11.80%	6,005 58.50%	3,049 29.70%	10,265 100.00%
	Final_Plea	6,548 63.79%	668 6.51%	3,049 29.70%	10,265 100.00%
Felony amended to Non-Felony	Original_Plea	1 0.17%	111 18.41%	491 81.43%	603 100.00%
	Final_Plea	35 5.80%	77 12.77%	491 81.43%	603 100.00%

**27A.460 (5) Percentage of pleas as charges;**

**27A.460 (6) Percentage of pleas to reduce charges;**

Cases can have multiple charges which are heard either by a court trial, jury trial, no trial or by a combination of trial types. Depending upon the seriousness of the offense and the consequences of a guilty verdict, defendants in criminal cases have the constitutional right to a jury of their peers. In a jury trial, the Judge decides questions of law, and the jury decides whether the defendant is guilty or not guilty on each of the offense(s) charged. In a court trial, the judge decides questions of law and decides if guilty or not guilty on each offense(s) charges. The cases are categorized by how all the charges within the case were disposed. If all charges were disposed by the same trial type, it's counted in the separate category, otherwise, it's counted within the "Mixed Trial" category. If a charge had a nothing entered or it had "no trial" it's counted in the "No Trial" category.

Cases by Trial Type	27A.460 - (7), (8), (9), (10)	JURY TRIAL	NO TRIAL	Total
Felony Amended Down to Non-Felony		3 0.69%	434 99.31%	437 100.00%
Felony Charges		48 1.12%	4,252 99.11%	4,300 100.23%
Felony Convictions		34 1.32%	2,534 98.71%	2,568 100.04%

**27A.460 (7) Percentage of disposition to guilty as charged by trial;**

**27A.460 (8) Percentage of those found guilty of lesser charge by trial;**

**27A.460 (9) Percentage of cases where jury trial taken;**

**27A.460 (10) Percentage of trials which are bench (court) trials; and**

**ADMINISTRATIVE OFFICE OF THE COURTS**

Research & Statistics

**Annual Report FY 2016**

**Circuit Court - "Felony" Criminal Cases**

**JEFFERSON**

**Shock Probation by  
Disposition Type**

**27A.440 (3b)**

	DENIED	FUGITIVE	GRANTED	GUILTY	OTHER	WITHDRAWN	Total
0026090 SHOCK PROBATION IN FELONY CONVICTIONS	310 46.97%	1 0.15%	332 50.30%	6 0.91%	1 0.15%	8 1.21%	658 99.6969%
0026100 SHOCK PROBATION IN MISDEMEANOR CONVICTIONS	-	-	2 0.30%	-	-	-	2 0.3030%

**27A.440 (3) Cases in which shock probation has been granted:**

(b) Extracted data on shock probation shall be placed in the annual report of the Administrative Office of the Courts.

**Youthful Offenders**

Note: Per statute 635.020 (7) If a person who is eighteen (18) or older and before the court is charged with a felony that occurred prior to his eighteenth birthday, the court shall, upon motion of the county attorney made prior to adjudication, and after the county attorney has consulted with the Commonwealth's attorney, that the child be proceeded against as a youthful offender, proceed in accordance with the provisions of KRS 640.010.

The youthful offender data is pulled by looking at the circuit criminal cases with defendant's age calculated from date of birth to the case filing date, which is under 18, however, those eighteen(18) or older may not be accounted.

There were 106 felony level offenses and 1 non-felony level offenses disposed within 40 circuit criminal cases during the fiscal year. Non-felony offenses include misdemeanor, violation, local ordinance or other level offense(s) within those cases.

<b>27A.460 - (11)</b>	Charges	Cases
	Felony	106
Felony amended to Non-Felony	1	

**27A.460 (11) The number of juvenile offenders tried as an adult.**

Of the 106 felony level offenses disposed within the youthful offender cases, 70 (66.04%) charges were convicted.

**Youthful Offender**

	Convictions	Dismissal	Diversions	Total
Felony Charges by Disposition Type	70 66.04%	21 19.81%	15 14.15%	106 100.00%

**Youthful Offender**

	ENHANCED	GUILTY	Total
Felony Charges Convicted by Disposition Type	1 1.43%	69 98.57%	70 100.00%

ADMINISTRATIVE OFFICE OF THE COURTS

Research & Statistics

Annual Report FY 2016

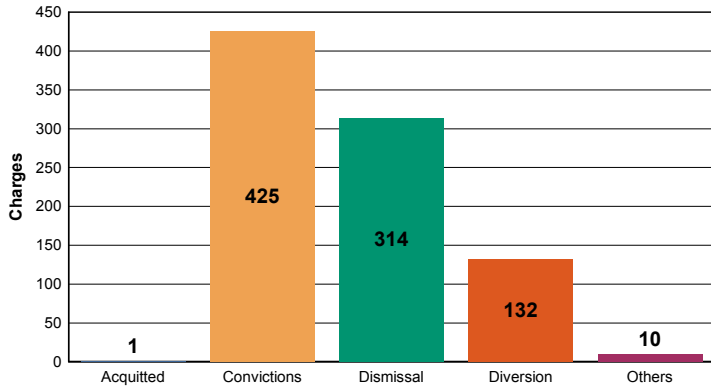
Circuit Court - "Felony" Criminal Cases

JESSAMINE

Of those 882 felony offenses, 425 (48.19%) were convicted; 1 were acquitted (0.11%); and 314 (35.60%) were dismissed.

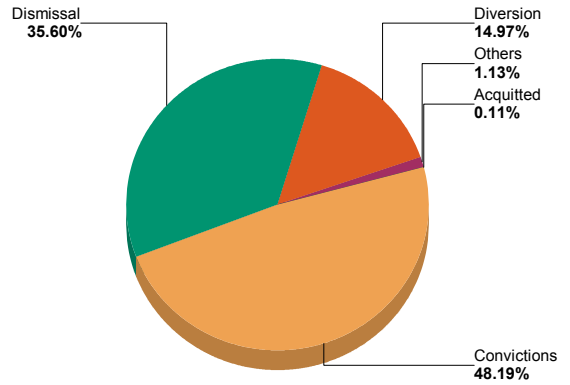
**Felony Charges by Disposition Type**

27A.460 - (1), (3), (4)



**Percent of Charges by Disposition Type**

27A.460 - (1), (3), (4)



**27A.460 (1) Conviction percentages;**

**27A.460 (3) Percentage of acquittals;**

**27A.460(4) Percentage of dismissals;**

\* "Others" disposition type include: Denied, Extradition, Grand Jury, Granted, Hung Jury, Merged, Mistrial, No Action Taken By Grand Jury, Other, Pardon - Prior to Adjudication Only, Peace Bond, Remanded, Set Aside/Voided, Sealed Records, Transfer, Drug Court Transfer, Vacated Judgment

	ENHANCED	GUILTY	Total
Felony Charges Convicted by Disposition Type	14 3.29%	411 96.71%	425 100.00%

**ADMINISTRATIVE OFFICE OF THE COURTS**

Research & Statistics

**Annual Report FY 2016**

**Circuit Court - "Felony" Criminal Cases**

**JESSAMINE**

27A.460 - (2)	Sentence Records	Jail or Prison Conditionally Discharged	Jail or Prison Suspended	Jail or Prison Time > 0	Net Costs > \$0.00	Net Fines > \$0.00	Net Home Incarceration Time	Net Home Incarceration Time Suspended	Net Probation Time Supervised	Net Probation Time Unsupervised	Net Suspended Costs > \$0.00	Net Suspended Fines > \$0.00	Other Conditions
Acquitted	1	-	1 100.00%	1 100.00%	-	-	-	-	1 100.00%	-	-	-	1 100.00%
Convicted	410	5 1.22%	255 62.20%	409 99.76%	174 42.44%	8 1.95%	-	-	251 61.22%	4 0.98%	-	-	224 54.63%
Dismissed	3	-	3 100.00%	3 100.00%	2 66.67%	-	-	-	3 100.00%	-	-	-	3 100.00%
Others	1	-	1 100.00%	1 100.00%	1 100.00%	-	-	-	1 100.00%	-	-	-	1 100.00%
	<b>415</b>	<b>5</b>	<b>260</b>	<b>414</b>	<b>177</b>	<b>8</b>	<b>-</b>	<b>-</b>	<b>256</b>	<b>4</b>	<b>-</b>	<b>-</b>	<b>229</b>

**27A.460 (2) Percentages of fines, imprisonment, or other penalty assessment;**

\* Percentages are based on total sentence records per category (convicted, acquitted...etc)

\* There can be multiple sentence conditions to a single charge.

Plea Type	27A.460 - (5), (6)	GUILTY	NOT GUILTY	UNKNOWN PLEA TYPE	Total
Felony Charges	Original_Plea	1 0.11%	423 47.96%	458 51.93%	882 100.00%
	Final_Plea	422 47.85%	2 0.23%	458 51.93%	882 100.00%
Felony amended to Non-Felony	Original_Plea	-	2 3.70%	52 96.30%	54 100.00%
	Final_Plea	2 3.70%	-	52 96.30%	54 100.00%

**27A.460 (5) Percentage of pleas as charges;**

**27A.460 (6) Percentage of pleas to reduce charges;**

Cases can have multiple charges which are heard either by a court trial, jury trial, no trial or by a combination of trial types. Depending upon the seriousness of the offense and the consequences of a guilty verdict, defendants in criminal cases have the constitutional right to a jury of their peers. In a jury trial, the Judge decides questions of law, and the jury decides whether the defendant is guilty or not guilty on each of the offense(s) charged. In a court trial, the judge decides questions of law and decides if guilty or not guilty on each offense(s) charges. The cases are categorized by how all the charges within the case were disposed. If all charges were disposed by the same trial type, it's counted in the separate category, otherwise, it's counted within the "Mixed Trial" category. If a charge had a nothing entered or it had "no trial" it's counted in the "No Trial" category.

Cases by Trial Type	27A.460 - (7), (8), (9), (10)	NO TRIAL	Total
Felony Amended Down to Non-Felony		50 100.00%	50 100.00%
Felony Charges		455 100.00%	455 100.00%
Felony Convictions		208 100.00%	208 100.00%

**27A.460 (7) Percentage of disposition to guilty as charged by trial;**

**27A.460 (8) Percentage of those found guilty of lesser charge by trial;**

**27A.460 (9) Percentage of cases where jury trial taken;**

**27A.460 (10) Percentage of trials which are bench (court) trials; and**

ADMINISTRATIVE OFFICE OF THE COURTS

Research & Statistics

Annual Report FY 2016

Circuit Court - "Felony" Criminal Cases

JESSAMINE

Shock Probation by Disposition Type	27A.440 (3b)		Total
	GRANTED	VOIDED SEALED CONVICTION	
0026090 SHOCK PROBATION IN FELONY CONVICTIONS	5	1	6
	83.33%	16.67%	100.0000%

27A.440 (3) Cases in which shock probation has been granted:

(b) Extracted data on shock probation shall be placed in the annual report of the Administrative Office of the Courts.

ADMINISTRATIVE OFFICE OF THE COURTS

Research & Statistics

Annual Report FY 2016

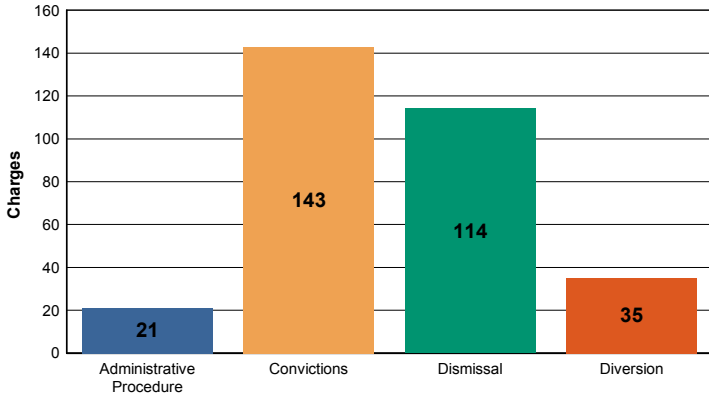
Circuit Court - "Felony" Criminal Cases

JOHNSON

Of those 313 felony offenses, 143 (45.69%) were convicted; were acquitted (%); and 114 (36.42%) were dismissed.

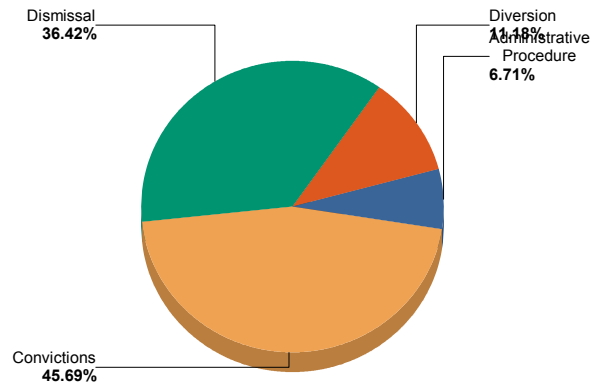
Felony Charges by Disposition Type

27A.460 - (1), (3), (4)



Percent of Charges by Disposition Type

27A.460 - (1), (3), (4)



27A.460 (1) Conviction percentages;

27A.460 (3) Percentage of acquittals;

27A.460(4) Percentage of dismissals;

\* "Others" disposition type include: Denied, Extradition, Grand Jury, Granted, Hung Jury, Merged, Mistrial, No Action Taken By Grand Jury, Other, Pardon - Prior to Adjudication Only, Peace Bond, Remanded, Set Aside/Voided, Sealed Records, Transfer, Drug Court Transfer, Vacated Judgment

Felony Charges Convicted by Disposition Type	ENHANCED	GUILTY	Total
	6	137	143
	4.20%	95.80%	100.00%

27A.460 - (2)	Sentence Records	Jail or Prison Conditionally Discharged	Jail or Prison Suspended	Jail or Prison Time > 0	Net Costs > \$0.00	Net Fines > \$0.00	Net Home Incarceration Time	Net Home Incarceration Time Suspended	Net Probation Time Supervised	Net Probation Time Unsupervised	Net Suspended Costs > \$0.00	Net Suspended Fines > \$0.00	Other Conditions
Convicted	137	-	38	137	102	-	1	-	35	3	-	-	12
			27.74%	100.00%	74.45%		0.73%		25.55%	2.19%			8.76%
Dismissed	2	-	-	1	1	-	-	-	-	-	-	-	-
				50.00%	50.00%								
	139	-	38	138	103	-	1	-	35	3	-	-	12

27A.460 (2) Percentages of fines, imprisonment, or other penalty assessment;

\* Percentages are based on total sentence records per category (convicted, acquitted...etc)

\* There can be multiple sentence conditions to a single charge.



**ADMINISTRATIVE OFFICE OF THE COURTS**

Research & Statistics

**Annual Report FY 2016**

**Circuit Court - "Felony" Criminal Cases**

**JOHNSON**

Plea Type	27A.460 - (5), (6)	GUILTY	NOT GUILTY	UNKNOWN PLEA TYPE	Total
Felony Charges	Original_Plea	4 1.28%	84 26.84%	225 71.88%	313 100.00%
	Final_Plea	70 22.36%	18 5.75%	225 71.88%	313 100.00%
Felony amended to Non-Felony	Original_Plea	-	3 7.69%	36 92.31%	39 100.00%
	Final_Plea	-	3 7.69%	36 92.31%	39 100.00%

27A.460 (5) Percentage of pleas as charges;

27A.460 (6) Percentage of pleas to reduce charges;

Cases can have multiple charges which are heard either by a court trial, jury trial, no trial or by a combination of trial types. Depending upon the seriousness of the offense and the consequences of a guilty verdict, defendants in criminal cases have the constitutional right to a jury of their peers. In a jury trial, the Judge decides questions of law, and the jury decides whether the defendant is guilty or not guilty on each of the offense(s) charged. In a court trial, the judge decides questions of law and decides if guilty or not guilty on each offense(s) charges. The cases are categorized by how all the charges within the case were disposed. If all charges were disposed by the same trial type, it's counted in the separate category, otherwise, it's counted within the "Mixed Trial" category. If a charge had a nothing entered or it had "no trial" it's counted in the "No Trial" category.

Cases by Trial Type	27A.460 - (7), (8), (9), (10)	NO TRIAL	Total
Felony Amended Down to Non-Felony		31 100.00%	31 100.00%
Felony Charges		205 100.00%	205 100.00%
Felony Convictions		104 100.00%	104 100.00%

27A.460 (7) Percentage of disposition to guilty as charged by trial;

27A.460 (8) Percentage of those found guilty of lesser charge by trial;

27A.460 (9) Percentage of cases where jury trial taken;

27A.460 (10) Percentage of trials which are bench (court) trials; and

**Shock Probation by  
Disposition Type**

27A.440 (3b)

	DENIED	GRANTED	Total
0026090 SHOCK PROBATION IN FELONY CONVICTIONS	29 93.55%	2 6.45%	31 100.0000%

27A.440 (3) Cases in which shock probation has been granted:

(b) Extracted data on shock probation shall be placed in the annual report of the Administrative Office of the Courts.

ADMINISTRATIVE OFFICE OF THE COURTS

Research & Statistics

Annual Report FY 2016

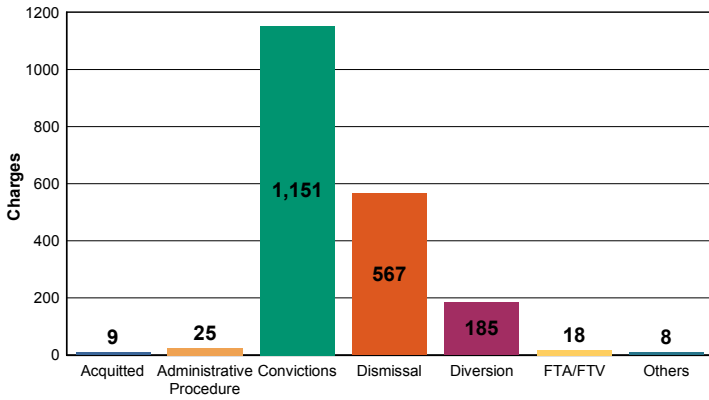
Circuit Court - "Felony" Criminal Cases

JOHNSON

Of those 1,963 felony offenses, 1,151 (58.63%) were convicted; 9 were acquitted (0.46%); and 567 (28.88%) were dismissed.

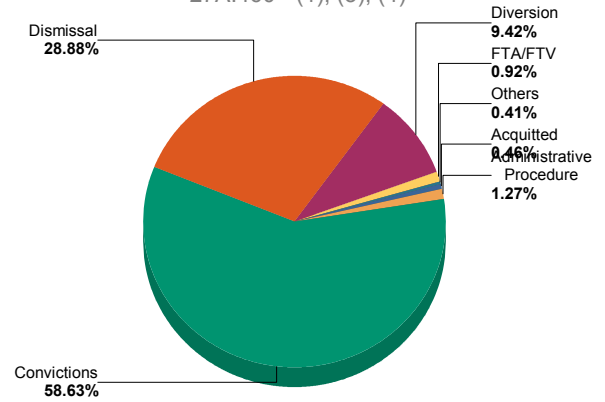
**Felony Charges by Disposition Type**

27A.460 - (1), (3), (4)



**Percent of Charges by Disposition Type**

27A.460 - (1), (3), (4)



27A.460 (1) Conviction percentages;

27A.460 (3) Percentage of acquittals;

27A.460(4) Percentage of dismissals;

\* "Others" disposition type include: Denied, Extradition, Grand Jury, Granted, Hung Jury, Merged, Mistrial, No Action Taken By Grand Jury, Other, Pardon - Prior to Adjudication Only, Peace Bond, Remanded, Set Aside/Voided, Sealed Records, Transfer, Drug Court Transfer, Vacated Judgment

	ENHANCED	GUILTY	Total
Felony Charges Convicted by Disposition Type	51 4.43%	1,100 95.57%	1,151 100.00%

**ADMINISTRATIVE OFFICE OF THE COURTS**

Research & Statistics

**Annual Report FY 2016**

**Circuit Court - "Felony" Criminal Cases**

**KENTON**

27A.460 - (2)	Sentence Records	Jail or Prison Conditionally Discharged	Jail or Prison Suspended	Jail or Prison Time > 0	Net Costs > \$0.00	Net Fines > \$0.00	Net Home Incarceration Time	Net Home Incarceration Time Suspended	Net Probation Time Supervised	Net Probation Time Unsupervised	Net Suspended Costs > \$0.00	Net Suspended Fines > \$0.00	Other Conditions
Convicted	1,099	19 1.73%	399 36.31%	1,097 99.82%	471 42.86%	41 3.73%	1 0.09%		397 36.12%				232 21.11%
Dismissed	30			1 3.33%	25 83.33%	7 23.33%	1 3.33%						23 76.67%
Diverted	4			2 50.00%	1 25.00%								3 75.00%
Others	5		3 60.00%	4 80.00%	3 60.00%				3 60.00%				4 80.00%
	1,138	19	402	1,104	500	48	2		400				262

**27A.460 (2) Percentages of fines, imprisonment, or other penalty assessment;**

\* Percentages are based on total sentence records per category (convicted, acquitted...etc)

\* There can be multiple sentence conditions to a single charge.

Plea Type	27A.460 - (5), (6)	Plea Type			Total
		GUILTY	NOT GUILTY	UNKNOWN PLEA TYPE	
Felony Charges	Original_Plea	83 4.23%	1,074 54.71%	806 41.06%	1,963 100.00%
	Final_Plea	1,094 55.73%	63 3.21%	806 41.06%	1,963 100.00%
Felony amended to Non-Felony	Original_Plea	- 0.00%	6 11.76%	45 88.24%	51 100.00%
	Final_Plea	1 1.96%	5 9.80%	45 88.24%	51 100.00%

**27A.460 (5) Percentage of pleas as charges;**

**27A.460 (6) Percentage of pleas to reduce charges;**

Cases can have multiple charges which are heard either by a court trial, jury trial, no trial or by a combination of trial types. Depending upon the seriousness of the offense and the consequences of a guilty verdict, defendants in criminal cases have the constitutional right to a jury of their peers. In a jury trial, the Judge decides questions of law, and the jury decides whether the defendant is guilty or not guilty on each of the offense(s) charged. In a court trial, the judge decides questions of law and decides if guilty or not guilty on each offense(s) charges. The cases are categorized by how all the charges within the case were disposed. If all charges were disposed by the same trial type, it's counted in the separate category, otherwise, it's counted within the "Mixed Trial" category. If a charge had a nothing entered or it had "no trial" it's counted in the "No Trial" category.

Cases by Trial Type	27A.460 - (7), (8), (9), (10)		
	JURY TRIAL	NO TRIAL	Total
Felony Amended Down to Non-Felony	2 4.17%	46 95.83%	48 100.00%
Felony Charges	23 1.98%	1,140 98.19%	1,163 100.17%
Felony Convictions	16 1.93%	815 98.19%	831 100.12%

**27A.460 (7) Percentage of disposition to guilty as charged by trial;**

**27A.460 (8) Percentage of those found guilty of lesser charge by trial;**

**27A.460 (9) Percentage of cases where jury trial taken;**

**27A.460 (10) Percentage of trials which are bench (court) trials; and**

**ADMINISTRATIVE OFFICE OF THE COURTS**

Research & Statistics

**Annual Report FY 2016**

**Circuit Court - "Felony" Criminal Cases**

**KENTON**

**Shock Probation by  
Disposition Type**

**27A.440 (3b)**

	DENIED	GRANTED	Total
0026090 SHOCK PROBATION IN FELONY CONVICTIONS	79 95.18%	4 4.82%	83 100.0000%

**27A.440 (3) Cases in which shock probation has been granted:**

(b) Extracted data on shock probation shall be placed in the annual report of the Administrative Office of the Courts.

**Youthful Offenders**

Note: Per statute 635.020 (7) If a person who is eighteen (18) or older and before the court is charged with a felony that occurred prior to his eighteenth birthday, the court shall, upon motion of the county attorney made prior to adjudication, and after the county attorney has consulted with the Commonwealth's attorney, that the child be proceeded against as a youthful offender, proceed in accordance with the provisions of KRS 640.010.

The youthful offender data is pulled by looking at the circuit criminal cases with defendant's age calculated from date of birth to the case filing date, which is under 18, however, those eighteen(18) or older may not be accounted.

There were 3 felony level offenses and 0 non-felony level offenses disposed within 2 circuit criminal cases during the fiscal year. Non-felony offenses include misdemeanor, violation, local ordinance or other level offense(s) within those cases.

27A.460 - (11)	Charges	Cases
	Felony	3
Felony amended to Non-Felony	-	

**27A.460 (11) The number of juvenile offenders tried as an adult.**

Of the 3 felony level offenses disposed within the youthful offender cases, 3 (100.00%) charges were convicted.

**Youthful Offender**

Felony Charges by Disposition Type	Convictions	Total
	3 100.00%	3 100.00%

**Youthful Offender**

Felony Charges Convicted by Disposition Type	GUILTY	Total
	3 100.00%	3 100.00%

ADMINISTRATIVE OFFICE OF THE COURTS

Research & Statistics

Annual Report FY 2016

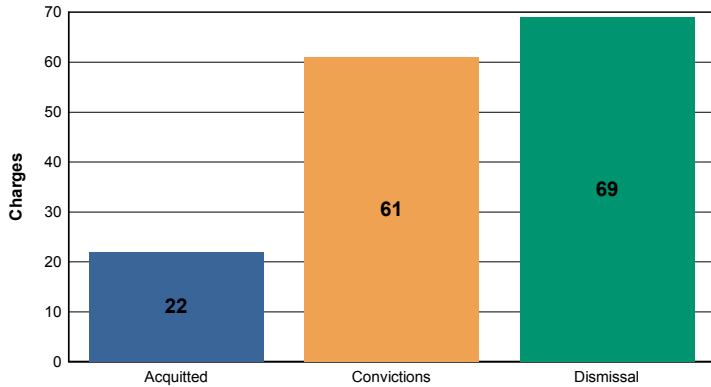
Circuit Court - "Felony" Criminal Cases

KNOTT

Of those 152 felony offenses, 61 (40.13%) were convicted; 22 were acquitted (14.47%); and 69 (45.39%) were dismissed.

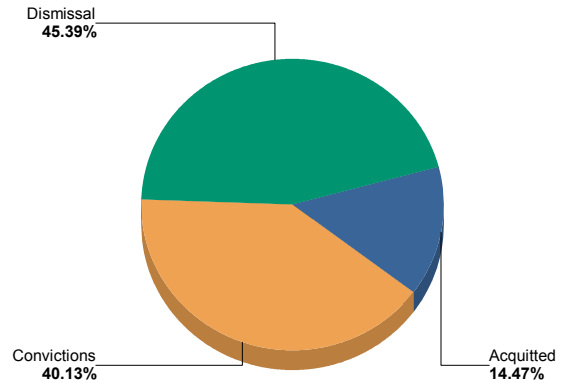
Felony Charges by Disposition Type

27A.460 - (1), (3), (4)



Percent of Charges by Disposition Type

27A.460 - (1), (3), (4)



27A.460 (1) Conviction percentages;

27A.460 (3) Percentage of acquittals;

27A.460(4) Percentage of dismissals;

\* "Others" disposition type include: Denied, Extradition, Grand Jury, Granted, Hung Jury, Merged, Mistrial, No Action Taken By Grand Jury, Other, Pardon - Prior to Adjudication Only, Peace Bond, Remanded, Set Aside/Voided, Sealed Records, Transfer, Drug Court Transfer, Vacated Judgment

Felony Charges Convicted by Disposition Type	ENHANCED	GUILTY	Total
	1	60	61
	1.64%	98.36%	100.00%

27A.460 - (2)	Sentence Records	Jail or Prison Conditionally Discharged	Jail or Prison Suspended	Jail or Prison Time > 0	Net Costs > \$0.00	Net Fines > \$0.00	Net Home Incarceration Time	Net Home Incarceration Time Suspended	Net Probation Time Supervised	Net Probation Time Unsupervised	Net Suspended Costs > \$0.00	Net Suspended Fines > \$0.00	Other Conditions
Convicted	60	30 50.00%	1 1.67%	60 100.00%	51 85.00%	-	-	-	30 50.00%	-	-	-	30 50.00%
Dismissed	9	9 100.00%	-	9 100.00%	6 66.67%	-	-	-	9 100.00%	-	-	-	9 100.00%
	69	39	1	69	57	-	-	-	39	-	-	-	39

27A.460 (2) Percentages of fines, imprisonment, or other penalty assessment;

\* Percentages are based on total sentence records per category (convicted, acquitted...etc)

\* There can be multiple sentence conditions to a single charge.

**ADMINISTRATIVE OFFICE OF THE COURTS**

Research & Statistics

**Annual Report FY 2016**

**Circuit Court - "Felony" Criminal Cases**

**KNOTT**

Plea Type	27A.460 - (5), (6)	NOT GUILTY	UNKNOWN PLEA TYPE	Total
Felony Charges	Original_Plea	<b>23</b> 15.13%	<b>129</b> 84.87%	<b>152</b> 100.00%
	Final_Plea	<b>23</b> 15.13%	<b>129</b> 84.87%	<b>152</b> 100.00%
Felony amended to Non-Felony	Original_Plea	-	<b>6</b> 100.00%	<b>6</b> 100.00%
	Final_Plea	-	<b>6</b> 100.00%	<b>6</b> 100.00%

*27A.460 (5) Percentage of pleas as charges;*

*27A.460 (6) Percentage of pleas to reduce charges;*

Cases can have multiple charges which are heard either by a court trial, jury trial, no trial or by a combination of trial types. Depending upon the seriousness of the offense and the consequences of a guilty verdict, defendants in criminal cases have the constitutional right to a jury of their peers. In a jury trial, the Judge decides questions of law, and the jury decides whether the defendant is guilty or not guilty on each of the offense(s) charged. In a court trial, the judge decides questions of law and decides if guilty or not guilty on each offense(s) charges. The cases are categorized by how all the charges within the case were disposed. If all charges were disposed by the same trial type, it's counted in the separate category, otherwise, it's counted within the "Mixed Trial" category. If a charge had a nothing entered or it had "no trial" it's counted in the "No Trial" category.

Cases by Trial Type	27A.460 - (7), (8), (9), (10)	JURY TRIAL	NO TRIAL	Total
Felony Amended Down to Non-Felony		-	<b>6</b> 100.00%	<b>6</b> 100.00%
Felony Charges		<b>2</b> 2.67%	<b>73</b> 97.33%	<b>75</b> 100.00%
Felony Convictions		<b>1</b> 1.89%	<b>52</b> 98.11%	<b>53</b> 100.00%

*27A.460 (7) Percentage of disposition to guilty as charged by trial;*

*27A.460 (8) Percentage of those found guilty of lesser charge by trial;*

*27A.460 (9) Percentage of cases where jury trial taken;*

*27A.460 (10) Percentage of trials which are bench (court) trials; and*

ADMINISTRATIVE OFFICE OF THE COURTS

Research & Statistics

Annual Report FY 2016

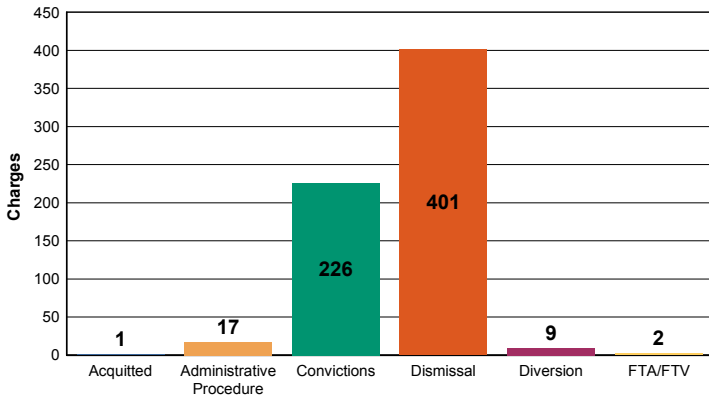
Circuit Court - "Felony" Criminal Cases

KNOX

Of those 656 felony offenses, 226 (34.45%) were convicted; 1 were acquitted (0.15%); and 401 (61.13%) were dismissed.

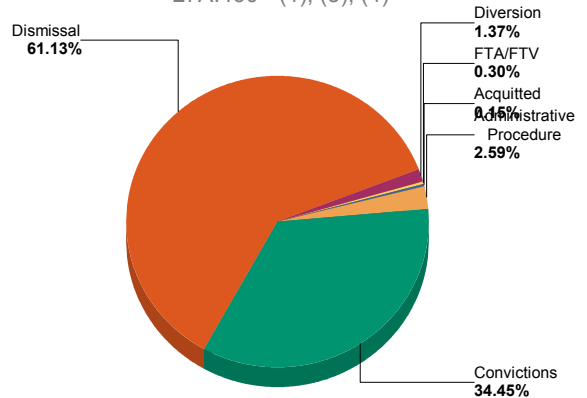
Felony Charges by Disposition Type

27A.460 - (1), (3), (4)



Percent of Charges by Disposition Type

27A.460 - (1), (3), (4)



27A.460 (1) Conviction percentages;

27A.460 (3) Percentage of acquittals;

27A.460(4) Percentage of dismissals;

\* "Others" disposition type include: Denied, Extradition, Grand Jury, Granted, Hung Jury, Merged, Mistrial, No Action Taken By Grand Jury, Other, Pardon - Prior to Adjudication Only, Peace Bond, Remanded, Set Aside/Voided, Sealed Records, Transfer, Drug Court Transfer, Vacated Judgment

Felony Charges Convicted by Disposition Type	ENHANCED	GUILTY	Total
	13 5.75%	213 94.25%	226 100.00%

27A.460 - (2)	Sentence Records	Jail or Prison Conditionally Discharged	Jail or Prison Suspended	Jail or Prison Time > 0	Net Costs > \$0.00	Net Fines > \$0.00	Net Home Incarceration Time	Net Home Incarceration Time Suspended	Net Probation Time Supervised	Net Probation Time Unsupervised	Net Suspended Costs > \$0.00	Net Suspended Fines > \$0.00	Other Conditions
Convicted	215	8 3.72%	61 28.37%	213 99.07%	184 85.58%	-	1 0.47%	-	52 24.19%	5 2.33%	-	-	41 19.07%
Dismissed	12	2 16.67%	7 58.33%	11 91.67%	11 91.67%	-	-	-	6 50.00%	2 16.67%	-	-	4 33.33%
Diverted	8	1 12.50%	7 87.50%	8 100.00%	8 100.00%	-	-	-	4 50.00%	2 25.00%	-	-	4 50.00%
	235	11	75	232	203	-	1	-	62	9	-	-	49

27A.460 (2) Percentages of fines, imprisonment, or other penalty assessment;

\* Percentages are based on total sentence records per category (convicted, acquitted...etc)

\* There can be multiple sentence conditions to a single charge.

**ADMINISTRATIVE OFFICE OF THE COURTS**

Research & Statistics

**Annual Report FY 2016**

**Circuit Court - "Felony" Criminal Cases**

**KNOX**

Plea Type		27A.460 - (5), (6)		GUILTY	NOT GUILTY	UNKNOWN PLEA TYPE	Total
Felony Charges	Original_Plea	16	216	2.44%	32.93%	424	656
	Final_Plea	91	141	13.87%	21.49%	424	656
Felony amended to Non-Felony	Original_Plea	-	-	0.00%	0.00%	13	13
	Final_Plea	-	-	0.00%	0.00%	13	13

27A.460 (5) Percentage of pleas as charges;  
 27A.460 (6) Percentage of pleas to reduce charges;

Cases can have multiple charges which are heard either by a court trial, jury trial, no trial or by a combination of trial types. Depending upon the seriousness of the offense and the consequences of a guilty verdict, defendants in criminal cases have the constitutional right to a jury of their peers. In a jury trial, the Judge decides questions of law, and the jury decides whether the defendant is guilty or not guilty on each of the offense(s) charged. In a court trial, the judge decides questions of law and decides if guilty or not guilty on each offense(s) charges. The cases are categorized by how all the charges within the case were disposed. If all charges were disposed by the same trial type, it's counted in the separate category, otherwise, it's counted within the "Mixed Trial" category. If a charge had a nothing entered or it had "no trial" it's counted in the "No Trial" category.

Cases by Trial Type		27A.460 - (7), (8), (9), (10)		JURY TRIAL	NO TRIAL	Total
Felony Amended Down to Non-Felony		-	13	-	100.00%	13
Felony Charges		2	276	0.72%	99.64%	278
Felony Convictions		2	190	1.04%	98.96%	192

27A.460 (7) Percentage of disposition to guilty as charged by trial;  
 27A.460 (8) Percentage of those found guilty of lesser charge by trial;  
 27A.460 (9) Percentage of cases where jury trial taken;  
 27A.460 (10) Percentage of trials which are bench (court) trials; and

Shock Probation by Disposition Type		27A.440 (3b)		DENIED	GRANTED	Total
0026090 SHOCK PROBATION IN FELONY CONVICTIONS		17	1	94.44%	5.56%	18

27A.440 (3) Cases in which shock probation has been granted:  
 (b) Extracted data on shock probation shall be placed in the annual report of the Administrative Office of the Courts.



ADMINISTRATIVE OFFICE OF THE COURTS

Research & Statistics

Annual Report FY 2016

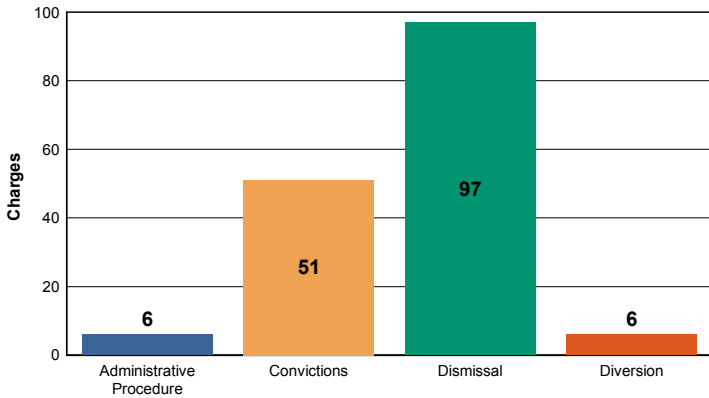
Circuit Court - "Felony" Criminal Cases

KNOX

Of those 160 felony offenses, 51 (31.88%) were convicted; were acquitted (%); and 97 (60.63%) were dismissed.

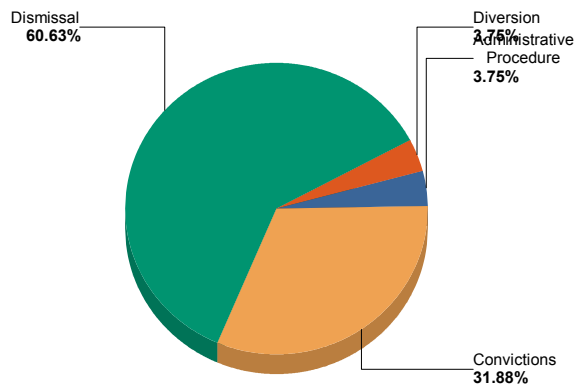
Felony Charges by Disposition Type

27A.460 - (1), (3), (4)



Percent of Charges by Disposition Type

27A.460 - (1), (3), (4)



27A.460 (1) Conviction percentages;

27A.460 (3) Percentage of acquittals;

27A.460(4) Percentage of dismissals;

\* "Others" disposition type include: Denied, Extradition, Grand Jury, Granted, Hung Jury, Merged, Mistrial, No Action Taken By Grand Jury, Other, Pardon - Prior to Adjudication Only, Peace Bond, Remanded, Set Aside/Voided, Sealed Records, Transfer, Drug Court Transfer, Vacated Judgment

	GUILTY	Total
Felony Charges Convicted by Disposition Type	51 100.00%	51 100.00%

27A.460 - (2)	Sentence Records	Jail or Prison Conditionally Discharged	Jail or Prison Suspended	Jail or Prison Time > 0	Net Costs > \$0.00	Net Fines > \$0.00	Net Home Incarceration Time	Net Home Incarceration Time Suspended	Net Probation Time Supervised	Net Probation Time Unsupervised	Net Suspended Costs > \$0.00	Net Suspended Fines > \$0.00	Other Conditions
Convicted	50	17 34.00%	10 20.00%	50 100.00%	35 70.00%	1 2.00%	-	-	22 44.00%	-	-	-	14 28.00%
Dismissed	12	1 8.33%	1 8.33%	7 58.33%	10 83.33%	1 8.33%	-	-	1 8.33%	-	-	-	1 8.33%
Diverted	3	-	-	-	3 100.00%	-	-	-	-	-	-	-	-
	65	18	11	57	48	2	-	-	23	-	-	-	15

27A.460 (2) Percentages of fines, imprisonment, or other penalty assessment;

\* Percentages are based on total sentence records per category (convicted, acquitted...etc)

\* There can be multiple sentence conditions to a single charge.

**ADMINISTRATIVE OFFICE OF THE COURTS**

Research & Statistics

**Annual Report FY 2016**

**Circuit Court - "Felony" Criminal Cases**

**LARUE**

Plea Type	27A.460 - (5), (6)	UNKNOWN	Total
		PLEA TYPE	
Felony Charges	Original_Plea	<b>160</b> 100.00%	<b>160</b> 100.00%
	Final_Plea	<b>160</b> 100.00%	<b>160</b> 100.00%
Felony amended to Non-Felony	Original_Plea	<b>17</b> 100.00%	<b>17</b> 100.00%
	Final_Plea	<b>17</b> 100.00%	<b>17</b> 100.00%

27A.460 (5) Percentage of pleas as charges;

27A.460 (6) Percentage of pleas to reduce charges;

Cases can have multiple charges which are heard either by a court trial, jury trial, no trial or by a combination of trial types. Depending upon the seriousness of the offense and the consequences of a guilty verdict, defendants in criminal cases have the constitutional right to a jury of their peers. In a jury trial, the Judge decides questions of law, and the jury decides whether the defendant is guilty or not guilty on each of the offense(s) charged. In a court trial, the judge decides questions of law and decides if guilty or not guilty on each offense(s) charges. The cases are categorized by how all the charges within the case were disposed. If all charges were disposed by the same trial type, it's counted in the separate category, otherwise, it's counted within the "Mixed Trial" category. If a charge had a nothing entered or it had "no trial" it's counted in the "No Trial" category.

Cases by Trial Type	27A.460 - (7), (8), (9), (10)	NO TRIAL	Total
Felony Amended Down to Non-Felony		<b>16</b> 100.00%	<b>16</b> 100.00%
Felony Charges		<b>72</b> 100.00%	<b>72</b> 100.00%
Felony Convictions		<b>37</b> 100.00%	<b>37</b> 100.00%

27A.460 (7) Percentage of disposition to guilty as charged by trial;

27A.460 (8) Percentage of those found guilty of lesser charge by trial;

27A.460 (9) Percentage of cases where jury trial taken;

27A.460 (10) Percentage of trials which are bench (court) trials; and

**Shock Probation by  
Disposition Type**

27A.440 (3b)

	DENIED	Total
0026090 SHOCK PROBATION IN FELONY CONVICTIONS	<b>4</b> 100.00%	<b>4</b> 100.0000%

27A.440 (3) Cases in which shock probation has been granted:

(b) Extracted data on shock probation shall be placed in the annual report of the Administrative Office of the Courts.

ADMINISTRATIVE OFFICE OF THE COURTS

Research & Statistics

Annual Report FY 2016

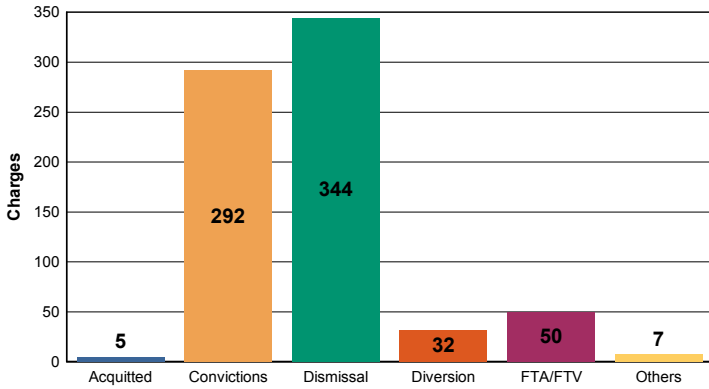
Circuit Court - "Felony" Criminal Cases

LARUE

Of those 730 felony offenses, 292 (40.00%) were convicted; 5 were acquitted (0.68%); and 344 (47.12%) were dismissed.

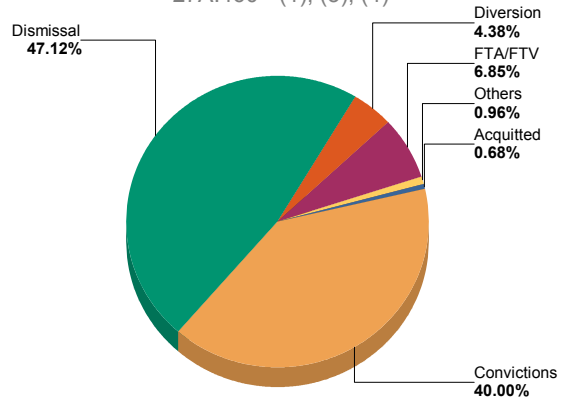
Felony Charges by Disposition Type

27A.460 - (1), (3), (4)



Percent of Charges by Disposition Type

27A.460 - (1), (3), (4)



27A.460 (1) Conviction percentages;

27A.460 (3) Percentage of acquittals;

27A.460(4) Percentage of dismissals;

\* "Others" disposition type include: Denied, Extradition, Grand Jury, Granted, Hung Jury, Merged, Mistrial, No Action Taken By Grand Jury, Other, Pardon - Prior to Adjudication Only, Peace Bond, Remanded, Set Aside/Voided, Sealed Records, Transfer, Drug Court Transfer, Vacated Judgment

Felony Charges Convicted by Disposition Type	ENHANCED	GUILTY	Total
	11 3.77%	281 96.23%	292 100.00%

27A.460 - (2)	Sentence Records	Jail or Prison Conditionally Discharged	Jail or Prison Suspended	Jail or Prison Time > 0	Net Costs > \$0.00	Net Fines > \$0.00	Net Home Incarceration Time	Net Home Incarceration Time Suspended	Net Probation Time Supervised	Net Probation Time Unsupervised	Net Suspended Costs > \$0.00	Net Suspended Fines > \$0.00	Other Conditions
Convicted	281	5 1.78%	75 26.69%	280 99.64%	167 59.43%	9 3.20%	-	-	79 28.11%	-	-	-	9 3.20%
FTA/FTV	3	-	3 100.00%	3 100.00%	3 100.00%	-	-	-	3 100.00%	-	-	-	-
	284	5	78	283	170	9	-	-	82	-	-	-	9

27A.460 (2) Percentages of fines, imprisonment, or other penalty assessment;

\* Percentages are based on total sentence records per category (convicted, acquitted...etc)

\* There can be multiple sentence conditions to a single charge.

**ADMINISTRATIVE OFFICE OF THE COURTS**

Research & Statistics

**Annual Report FY 2016**

**Circuit Court - "Felony" Criminal Cases**

**LAUREL**

Plea Type	27A.460 - (5), (6)	NOT GUILTY	UNKNOWN PLEA TYPE	Total
Felony Charges	Original_Plea	3 0.41%	727 99.59%	730 100.00%
	Final_Plea	3 0.41%	727 99.59%	730 100.00%
Felony amended to Non-Felony	Original_Plea	-	12 100.00%	12 100.00%
	Final_Plea	-	12 100.00%	12 100.00%

27A.460 (5) Percentage of pleas as charges;

27A.460 (6) Percentage of pleas to reduce charges;

Cases can have multiple charges which are heard either by a court trial, jury trial, no trial or by a combination of trial types. Depending upon the seriousness of the offense and the consequences of a guilty verdict, defendants in criminal cases have the constitutional right to a jury of their peers. In a jury trial, the Judge decides questions of law, and the jury decides whether the defendant is guilty or not guilty on each of the offense(s) charged. In a court trial, the judge decides questions of law and decides if guilty or not guilty on each offense(s) charges. The cases are categorized by how all the charges within the case were disposed. If all charges were disposed by the same trial type, it's counted in the separate category, otherwise, it's counted within the "Mixed Trial" category. If a charge had a nothing entered or it had "no trial" it's counted in the "No Trial" category.

Cases by Trial Type	27A.460 - (7), (8), (9), (10)	JURY TRIAL	NO TRIAL	Total
Felony Amended Down to Non-Felony		-	12 100.00%	12 100.00%
Felony Charges		3 0.80%	373 99.47%	376 100.27%
Felony Convictions		2 0.78%	255 99.22%	257 100.00%

27A.460 (7) Percentage of disposition to guilty as charged by trial;

27A.460 (8) Percentage of those found guilty of lesser charge by trial;

27A.460 (9) Percentage of cases where jury trial taken;

27A.460 (10) Percentage of trials which are bench (court) trials; and

**Shock Probation by Disposition Type**

27A.440 (3b)

	DENIED	GRANTED	Total
0026090 SHOCK PROBATION IN FELONY CONVICTIONS	35 83.33%	6 14.29%	41 97.6190%
0026100 SHOCK PROBATION IN MISDEMEANOR CONVICTIONS	1 2.38%	-	1 2.3810%

27A.440 (3) Cases in which shock probation has been granted:

(b) Extracted data on shock probation shall be placed in the annual report of the Administrative Office of the Courts.

**ADMINISTRATIVE OFFICE OF THE COURTS**

Research & Statistics

**Annual Report FY 2016**

**Circuit Court - "Felony" Criminal Cases**

**LAUREL**

**Youthful Offenders**

Note: Per statute 635.020 (7) If a person who is eighteen (18) or older and before the court is charged with a felony that occurred prior to his eighteenth birthday, the court shall, upon motion of the county attorney made prior to adjudication, and after the county attorney has consulted with the Commonwealth's attorney, that the child be proceeded against as a youthful offender, proceed in accordance with the provisions of KRS 640.010.

The youthful offender data is pulled by looking at the circuit criminal cases with defendant's age calculated from date of birth to the case filing date, which is under 18, however, those eighteen(18) or older may not be accounted.

There were 1 felony level offenses and 0 non-felony level offenses disposed within 1 circuit criminal cases during the fiscal year. Non-felony offenses include misdemeanor, violation, local ordinance or other level offense(s) within those cases.

27A.460 - (11)	Charges	Cases
Felony	1	1
Felony amended to Non-Felony	-	

**27A.460 (11) The number of juvenile offenders tried as an adult.**

Of the 1 felony level offenses disposed within the youthful offender cases, 1 (100.00%) charges were convicted.

Youthful Offender	Convictions	Total
Felony Charges by Disposition Type	1 100.00%	1 100.00%

Youthful Offender	GUILTY	Total
Felony Charges Convicted by Disposition Type	1 100.00%	1 100.00%

ADMINISTRATIVE OFFICE OF THE COURTS

Research & Statistics

Annual Report FY 2016

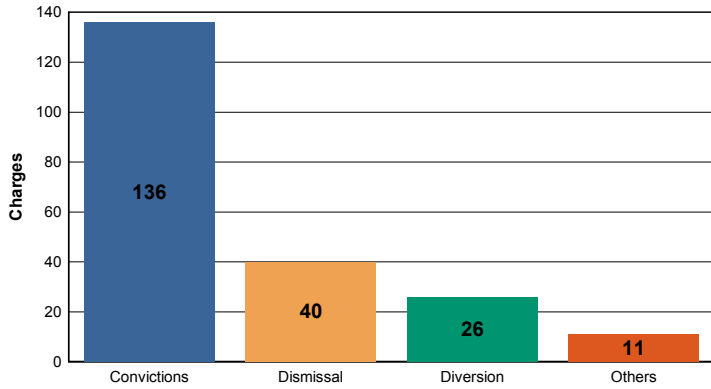
Circuit Court - "Felony" Criminal Cases

LAWRENCE

Of those 213 felony offenses, 136 (63.85%) were convicted; were acquitted (%); and 40 (18.78%) were dismissed.

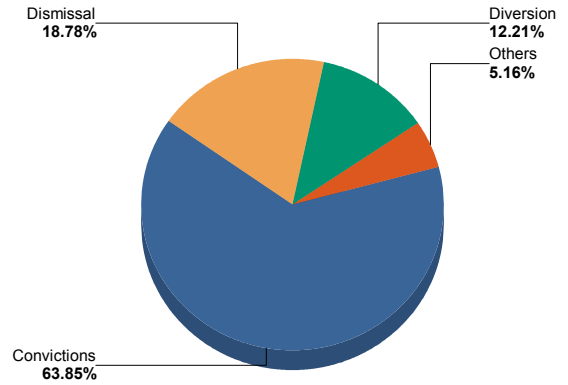
Felony Charges by Disposition Type

27A.460 - (1), (3), (4)



Percent of Charges by Disposition Type

27A.460 - (1), (3), (4)



27A.460 (1) Conviction percentages;

27A.460 (3) Percentage of acquittals;

27A.460(4) Percentage of dismissals;

\* "Others" disposition type include: Denied, Extradition, Grand Jury, Granted, Hung Jury, Merged, Mistrial, No Action Taken By Grand Jury, Other, Pardon - Prior to Adjudication Only, Peace Bond, Remanded, Set Aside/Voided, Sealed Records, Transfer, Drug Court Transfer, Vacated Judgment

Felony Charges Convicted by Disposition Type	GUILTY	Total
	136	136
	100.00%	100.00%

27A.460 - (2)	Sentence Records	Jail or Prison Conditionally Discharged	Jail or Prison Suspended	Jail or Prison Time > 0	Net Costs > \$0.00	Net Fines > \$0.00	Net Home Incarceration Time	Net Home Incarceration Time Suspended	Net Probation Time Supervised	Net Probation Time Unsupervised	Net Suspended Costs > \$0.00	Net Suspended Fines > \$0.00	Other Conditions
Convicted	137	-	47	137	7	-	9	-	29	7	-	-	37
			34.31%	100.00%	5.11%		6.57%		21.17%	5.11%			27.01%
Dismissed	9	2	7	9	3	-	5	-	3	2	-	-	1
		22.22%	77.78%	100.00%	33.33%		55.56%		33.33%	22.22%			11.11%
Diverted	26	6	20	26	3	-	3	-	14	4	-	-	14
		23.08%	76.92%	100.00%	11.54%		11.54%		53.85%	15.38%			53.85%
	172	8	74	172	13	-	17	-	46	13	-	-	52

27A.460 (2) Percentages of fines, imprisonment, or other penalty assessment;

\* Percentages are based on total sentence records per category (convicted, acquitted...etc)

\* There can be multiple sentence conditions to a single charge.

**ADMINISTRATIVE OFFICE OF THE COURTS**

Research & Statistics

**Annual Report FY 2016**

**Circuit Court - "Felony" Criminal Cases**

**LAWRENCE**

Plea Type	27A.460 - (5), (6)	GUILTY	NOT GUILTY	UNKNOWN	Total
				PLEA TYPE	
Felony Charges	Original_Plea	<b>1</b> 0.47%	<b>199</b> 93.43%	<b>13</b> 6.10%	<b>213</b> 100.00%
	Final_Plea	<b>177</b> 83.10%	<b>23</b> 10.80%	<b>13</b> 6.10%	<b>213</b> 100.00%
Felony amended to Non-Felony	Original_Plea	-	<b>3</b> 33.33%	<b>6</b> 66.67%	<b>9</b> 100.00%
	Final_Plea	-	<b>3</b> 33.33%	<b>6</b> 66.67%	<b>9</b> 100.00%

*27A.460 (5) Percentage of pleas as charges;*

*27A.460 (6) Percentage of pleas to reduce charges;*

Cases can have multiple charges which are heard either by a court trial, jury trial, no trial or by a combination of trial types. Depending upon the seriousness of the offense and the consequences of a guilty verdict, defendants in criminal cases have the constitutional right to a jury of their peers. In a jury trial, the Judge decides questions of law, and the jury decides whether the defendant is guilty or not guilty on each of the offense(s) charged. In a court trial, the judge decides questions of law and decides if guilty or not guilty on each offense(s) charges. The cases are categorized by how all the charges within the case were disposed. If all charges were disposed by the same trial type, it's counted in the separate category, otherwise, it's counted within the "Mixed Trial" category. If a charge had a nothing entered or it had "no trial" it's counted in the "No Trial" category.

Cases by Trial Type	27A.460 - (7), (8), (9), (10)	JURY TRIAL	NO TRIAL	Total
Felony Amended Down to Non-Felony		<b>1</b> 11.11%	<b>8</b> 88.89%	<b>9</b> 100.00%
Felony Charges		<b>1</b> 1.03%	<b>96</b> 98.97%	<b>97</b> 100.00%
Felony Convictions		<b>1</b> 1.47%	<b>67</b> 98.53%	<b>68</b> 100.00%

*27A.460 (7) Percentage of disposition to guilty as charged by trial;*

*27A.460 (8) Percentage of those found guilty of lesser charge by trial;*

*27A.460 (9) Percentage of cases where jury trial taken;*

*27A.460 (10) Percentage of trials which are bench (court) trials; and*

ADMINISTRATIVE OFFICE OF THE COURTS

Research & Statistics

Annual Report FY 2016

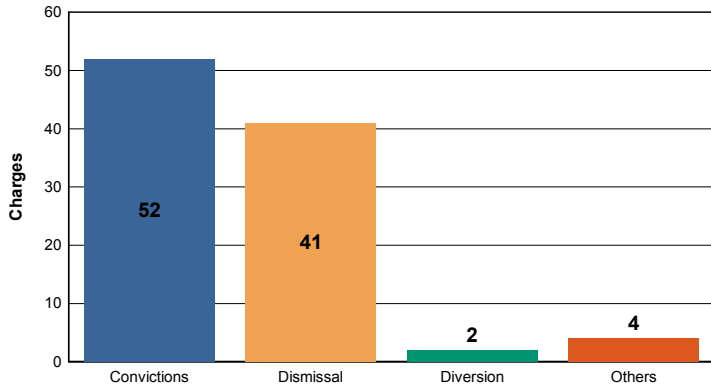
Circuit Court - "Felony" Criminal Cases

LEE

Of those 99 felony offenses, 52 (52.53%) were convicted; were acquitted (%); and 41 (41.41%) were dismissed.

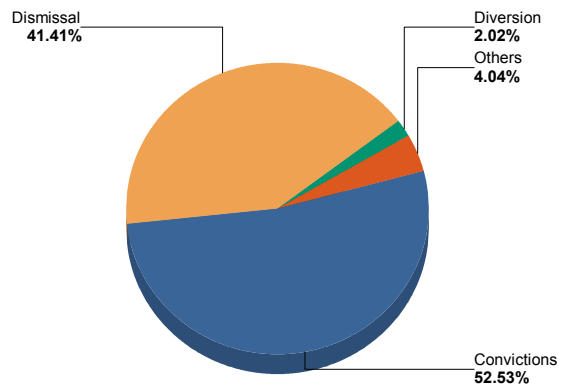
Felony Charges by Disposition Type

27A.460 - (1), (3), (4)



Percent of Charges by Disposition Type

27A.460 - (1), (3), (4)



27A.460 (1) Conviction percentages;

27A.460 (3) Percentage of acquittals;

27A.460(4) Percentage of dismissals;

\* "Others" disposition type include: Denied, Extradition, Grand Jury, Granted, Hung Jury, Merged, Mistrial, No Action Taken By Grand Jury, Other, Pardon - Prior to Adjudication Only, Peace Bond, Remanded, Set Aside/Voided, Sealed Records, Transfer, Drug Court Transfer, Vacated Judgment

Felony Charges Convicted by Disposition Type	ENHANCED	GUILTY	Total
	3 5.77%	49 94.23%	52 100.00%

27A.460 - (2)	Sentence Records	Jail or Prison Conditionally Discharged	Jail or Prison Suspended	Jail or Prison Time > 0	Net Costs > \$0.00	Net Fines > \$0.00	Net Home Incarceration Time	Net Home Incarceration Time Suspended	Net Probation Time Supervised	Net Probation Time Unsupervised	Net Suspended Costs > \$0.00	Net Suspended Fines > \$0.00	Other Conditions
Convicted	49	2 4.08%	9 18.37%	48 97.96%	27 55.10%	-	-	-	9 18.37%	2 4.08%	-	-	4 8.16%
Dismissed	3	2 66.67%	-	2 66.67%	2 66.67%	-	-	-	-	1 33.33%	-	-	-
Diverted	2	-	1 50.00%	1 50.00%	-	1 50.00%	-	-	-	1 50.00%	-	-	1 50.00%
	54	4	10	51	29	1	-	-	9	4	-	-	5

27A.460 (2) Percentages of fines, imprisonment, or other penalty assessment;

\* Percentages are based on total sentence records per category (convicted, acquitted...etc)

\* There can be multiple sentence conditions to a single charge.



**ADMINISTRATIVE OFFICE OF THE COURTS**

Research & Statistics

**Annual Report FY 2016**

**Circuit Court - "Felony" Criminal Cases**

**LEE**

Plea Type	27A.460 - (5), (6)	GUILTY	NOT GUILTY	UNKNOWN PLEA TYPE	Total
		Felony Charges	Original_Plea	<b>1</b> 1.01%	<b>57</b> 57.58%
	Final_Plea	<b>55</b> 55.56%	<b>3</b> 3.03%	<b>41</b> 41.41%	<b>99</b> 100.00%
Felony amended to Non-Felony	Original_Plea	-	-	<b>1</b> 100.00%	<b>1</b> 100.00%
	Final_Plea	-	-	<b>1</b> 100.00%	<b>1</b> 100.00%

**27A.460 (5) Percentage of pleas as charges;**  
**27A.460 (6) Percentage of pleas to reduce charges;**

Cases can have multiple charges which are heard either by a court trial, jury trial, no trial or by a combination of trial types. Depending upon the seriousness of the offense and the consequences of a guilty verdict, defendants in criminal cases have the constitutional right to a jury of their peers. In a jury trial, the Judge decides questions of law, and the jury decides whether the defendant is guilty or not guilty on each of the offense(s) charged. In a court trial, the judge decides questions of law and decides if guilty or not guilty on each offense(s) charges. The cases are categorized by how all the charges within the case were disposed. If all charges were disposed by the same trial type, it's counted in the separate category, otherwise, it's counted within the "Mixed Trial" category. If a charge had a nothing entered or it had "no trial" it's counted in the "No Trial" category.

Cases by Trial Type	27A.460 - (7), (8), (9), (10)	JURY TRIAL	NO TRIAL	Total
Felony Amended Down to Non-Felony		-	<b>1</b> 100.00%	<b>1</b> 100.00%
Felony Charges		<b>1</b> 2.22%	<b>44</b> 97.78%	<b>45</b> 100.00%
Felony Convictions		<b>1</b> 2.86%	<b>34</b> 97.14%	<b>35</b> 100.00%

**27A.460 (7) Percentage of disposition to guilty as charged by trial;**  
**27A.460 (8) Percentage of those found guilty of lesser charge by trial;**  
**27A.460 (9) Percentage of cases where jury trial taken;**  
**27A.460 (10) Percentage of trials which are bench (court) trials; and**

ADMINISTRATIVE OFFICE OF THE COURTS

Research & Statistics

Annual Report FY 2016

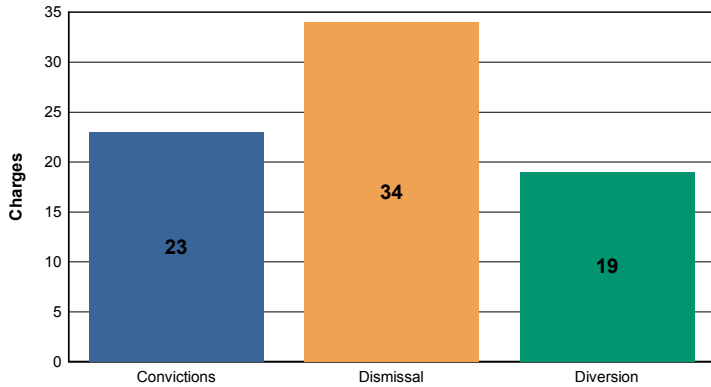
Circuit Court - "Felony" Criminal Cases

LESLIE

Of those 76 felony offenses, 23 (30.26%) were convicted; were acquitted (%); and 34 (44.74%) were dismissed.

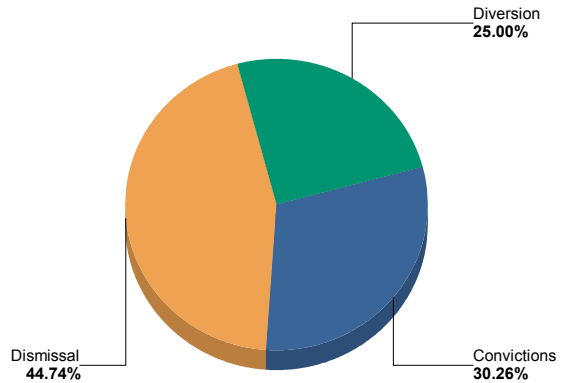
Felony Charges by Disposition Type

27A.460 - (1), (3), (4)



Percent of Charges by Disposition Type

27A.460 - (1), (3), (4)



27A.460 (1) Conviction percentages;

27A.460 (3) Percentage of acquittals;

27A.460(4) Percentage of dismissals;

\* "Others" disposition type include: Denied, Extradition, Grand Jury, Granted, Hung Jury, Merged, Mistrial, No Action Taken By Grand Jury, Other, Pardon - Prior to Adjudication Only, Peace Bond, Remanded, Set Aside/Voided, Sealed Records, Transfer, Drug Court Transfer, Vacated Judgment

	GUILTY	Total
Felony Charges Convicted by Disposition Type	23 100.00%	23 100.00%

27A.460 - (2)	Sentence Records	Jail or Prison Conditionally Discharged	Jail or Prison Suspended	Jail or Prison Time > 0	Net Costs > \$0.00	Net Fines > \$0.00	Net Home Incarceration Time	Net Home Incarceration Time Suspended	Net Probation Time Supervised	Net Probation Time Unsupervised	Net Suspended Costs > \$0.00	Net Suspended Fines > \$0.00	Other Conditions
Convicted	23		10 43.48%	23 100.00%	2 8.70%				10 43.48%				10 43.48%
	23		10	23	2				10				10

27A.460 (2) Percentages of fines, imprisonment, or other penalty assessment;

\* Percentages are based on total sentence records per category (convicted, acquitted...etc)

\* There can be multiple sentence conditions to a single charge.

**ADMINISTRATIVE OFFICE OF THE COURTS**

Research & Statistics

**Annual Report FY 2016**

**Circuit Court - "Felony" Criminal Cases**

**LESLIE**

Plea Type	27A.460 - (5), (6)	NOT GUILTY	UNKNOWN PLEA TYPE	Total
Felony Charges	Original_Plea	2 2.63%	74 97.37%	76 100.00%
	Final_Plea	2 2.63%	74 97.37%	76 100.00%
Felony amended to Non-Felony	Original_Plea	-	4 100.00%	4 100.00%
	Final_Plea	-	4 100.00%	4 100.00%

27A.460 (5) Percentage of pleas as charges;

27A.460 (6) Percentage of pleas to reduce charges;

Cases can have multiple charges which are heard either by a court trial, jury trial, no trial or by a combination of trial types. Depending upon the seriousness of the offense and the consequences of a guilty verdict, defendants in criminal cases have the constitutional right to a jury of their peers. In a jury trial, the Judge decides questions of law, and the jury decides whether the defendant is guilty or not guilty on each of the offense(s) charged. In a court trial, the judge decides questions of law and decides if guilty or not guilty on each offense(s) charges. The cases are categorized by how all the charges within the case were disposed. If all charges were disposed by the same trial type, it's counted in the separate category, otherwise, it's counted within the "Mixed Trial" category. If a charge had a nothing entered or it had "no trial" it's counted in the "No Trial" category.

Cases by Trial Type	27A.460 - (7), (8), (9), (10)	NO TRIAL	Total
Felony Amended Down to Non-Felony		4 100.00%	4 100.00%
Felony Charges		51 100.00%	51 100.00%
Felony Convictions		21 100.00%	21 100.00%

27A.460 (7) Percentage of disposition to guilty as charged by trial;

27A.460 (8) Percentage of those found guilty of lesser charge by trial;

27A.460 (9) Percentage of cases where jury trial taken;

27A.460 (10) Percentage of trials which are bench (court) trials; and

**Shock Probation by  
Disposition Type**

27A.440 (3b)

	DENIED	Total
0026090 SHOCK PROBATION IN FELONY CONVICTIONS	4 100.00%	4 100.0000%

27A.440 (3) Cases in which shock probation has been granted:

(b) Extracted data on shock probation shall be placed in the annual report of the Administrative Office of the Courts.

ADMINISTRATIVE OFFICE OF THE COURTS

Research & Statistics

Annual Report FY 2016

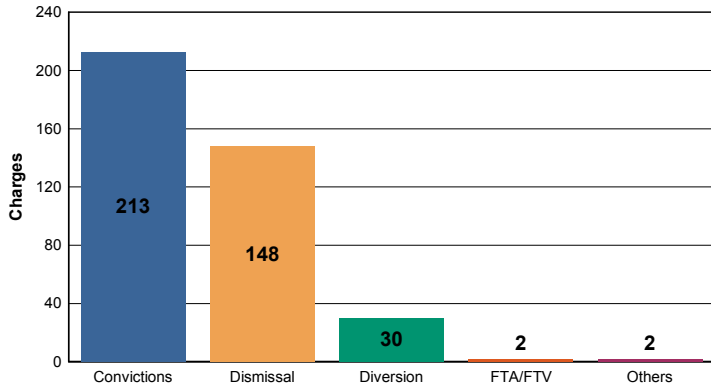
Circuit Court - "Felony" Criminal Cases

LESLIE

Of those 395 felony offenses, 213 (53.92%) were convicted; were acquitted (%); and 148 (37.47%) were dismissed.

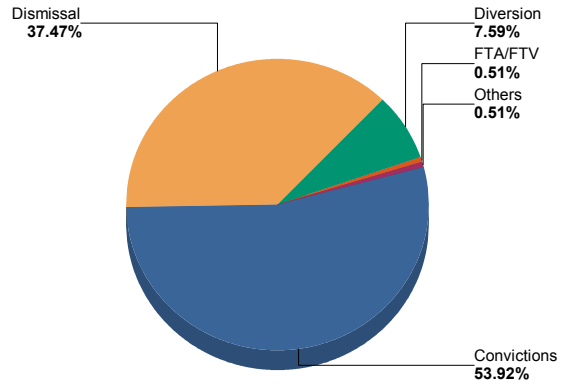
Felony Charges by Disposition Type

27A.460 - (1), (3), (4)



Percent of Charges by Disposition Type

27A.460 - (1), (3), (4)



27A.460 (1) Conviction percentages;

27A.460 (3) Percentage of acquittals;

27A.460(4) Percentage of dismissals;

\* "Others" disposition type include: Denied, Extradition, Grand Jury, Granted, Hung Jury, Merged, Mistrial, No Action Taken By Grand Jury, Other, Pardon - Prior to Adjudication Only, Peace Bond, Remanded, Set Aside/Voided, Sealed Records, Transfer, Drug Court Transfer, Vacated Judgment

Felony Charges Convicted by Disposition Type	ENHANCED	GUILTY	Total
	9 4.23%	204 95.77%	213 100.00%

27A.460 - (2)	Sentence Records	Jail or Prison Conditionally Discharged	Jail or Prison Suspended	Jail or Prison Time > 0	Net Costs > \$0.00	Net Fines > \$0.00	Net Home Incarceration Time	Net Home Incarceration Time Suspended	Net Probation Time Supervised	Net Probation Time Unsupervised	Net Suspended Costs > \$0.00	Net Suspended Fines > \$0.00	Other Conditions
Convicted	205	-	108 52.68%	203 99.02%	85 41.46%	13 6.34%	-	-	103 50.24%	2 0.98%	-	-	2 0.98%
	205	-	108	203	85	13	-	-	103	2	-	-	2

27A.460 (2) Percentages of fines, imprisonment, or other penalty assessment;

\* Percentages are based on total sentence records per category (convicted, acquitted...etc)

\* There can be multiple sentence conditions to a single charge.

**ADMINISTRATIVE OFFICE OF THE COURTS**

Research & Statistics

**Annual Report FY 2016**

**Circuit Court - "Felony" Criminal Cases**

**LETCHER**

Plea Type		27A.460 - (5), (6)	GUILTY	NOT GUILTY	UNKNOWN PLEA TYPE	Total
Felony Charges	Original_Plea	-	187	208	395	
		0.00%	47.34%	52.66%	100.00%	
Felony amended to Non-Felony	Final_Plea	187	-	208	395	
		47.34%	0.00%	52.66%	100.00%	
	Original_Plea	-	-	54	54	
		0.00%	0.00%	100.00%	100.00%	
	Final_Plea	-	-	54	54	
		0.00%	0.00%	100.00%	100.00%	

27A.460 (5) Percentage of pleas as charges;  
27A.460 (6) Percentage of pleas to reduce charges;

Cases can have multiple charges which are heard either by a court trial, jury trial, no trial or by a combination of trial types. Depending upon the seriousness of the offense and the consequences of a guilty verdict, defendants in criminal cases have the constitutional right to a jury of their peers. In a jury trial, the Judge decides questions of law, and the jury decides whether the defendant is guilty or not guilty on each of the offense(s) charged. In a court trial, the judge decides questions of law and decides if guilty or not guilty on each offense(s) charges. The cases are categorized by how all the charges within the case were disposed. If all charges were disposed by the same trial type, it's counted in the separate category, otherwise, it's counted within the "Mixed Trial" category. If a charge had a nothing entered or it had "no trial" it's counted in the "No Trial" category.

Cases by Trial Type	27A.460 - (7), (8), (9), (10)	NO TRIAL	Total
Felony Amended Down to Non-Felony		43	43
		100.00%	100.00%
Felony Charges		226	226
		100.00%	100.00%
Felony Convictions		116	116
		100.00%	100.00%

27A.460 (7) Percentage of disposition to guilty as charged by trial;  
27A.460 (8) Percentage of those found guilty of lesser charge by trial;  
27A.460 (9) Percentage of cases where jury trial taken;  
27A.460 (10) Percentage of trials which are bench (court) trials; and

Shock Probation by Disposition Type	27A.440 (3b)	GRANTED	Total
	0026090 SHOCK PROBATION IN FELONY CONVICTIONS		1
		100.00%	100.0000%

27A.440 (3) Cases in which shock probation has been granted:  
(b) Extracted data on shock probation shall be placed in the annual report of the Administrative Office of the Courts.

ADMINISTRATIVE OFFICE OF THE COURTS

Research & Statistics

Annual Report FY 2016

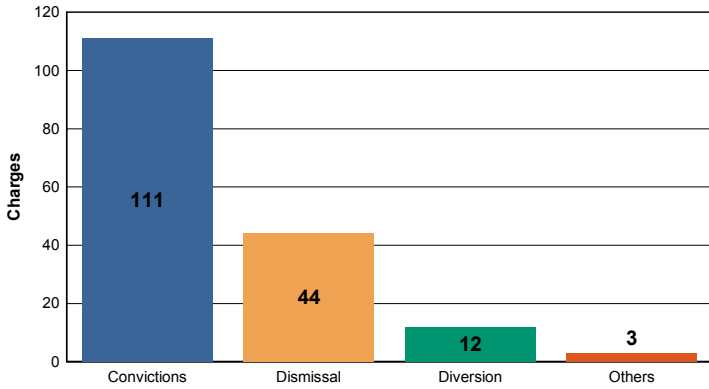
Circuit Court - "Felony" Criminal Cases

LETCHER

Of those 170 felony offenses, 111 (65.29%) were convicted; were acquitted (%); and 44 (25.88%) were dismissed.

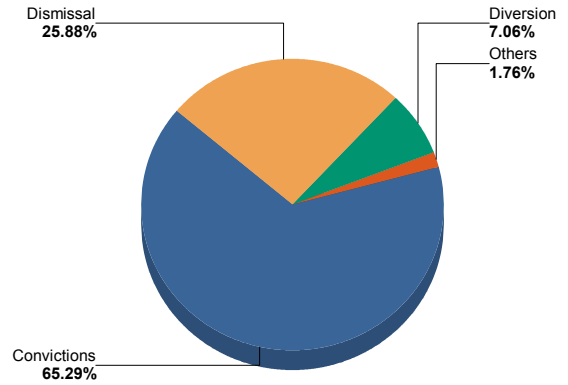
Felony Charges by Disposition Type

27A.460 - (1), (3), (4)



Percent of Charges by Disposition Type

27A.460 - (1), (3), (4)



27A.460 (1) Conviction percentages;

27A.460 (3) Percentage of acquittals;

27A.460(4) Percentage of dismissals;

\* "Others" disposition type include: Denied, Extradition, Grand Jury, Granted, Hung Jury, Merged, Mistrial, No Action Taken By Grand Jury, Other, Pardon - Prior to Adjudication Only, Peace Bond, Remanded, Set Aside/Voided, Sealed Records, Transfer, Drug Court Transfer, Vacated Judgment

Felony Charges Convicted by Disposition Type	ENHANCED	GUILTY	Total
	7 6.31%	104 93.69%	111 100.00%

27A.460 - (2)	Sentence Records	Jail or Prison Conditionally Discharged	Jail or Prison Suspended	Jail or Prison Time > 0	Net Costs > \$0.00	Net Fines > \$0.00	Net Home Incarceration Time	Net Home Incarceration Time Suspended	Net Probation Time Supervised	Net Probation Time Unsupervised	Net Suspended Costs > \$0.00	Net Suspended Fines > \$0.00	Other Conditions
Convicted	105	1 0.95%	51 48.57%	105 100.00%	76 72.38%	-	-	-	44 41.90%	2 1.90%	-	-	45 42.86%
Dismissed	10	10 100.00%	-	10 100.00%	6 60.00%	1 10.00%	-	-	5 50.00%	4 40.00%	-	-	8 80.00%
Diverted	11	-	11 100.00%	11 100.00%	10 90.91%	-	-	-	5 45.45%	2 18.18%	-	-	7 63.64%
	126	11	62	126	92	1	-	-	54	8	-	-	60

27A.460 (2) Percentages of fines, imprisonment, or other penalty assessment;

\* Percentages are based on total sentence records per category (convicted, acquitted...etc)

\* There can be multiple sentence conditions to a single charge.

**ADMINISTRATIVE OFFICE OF THE COURTS**

Research & Statistics

**Annual Report FY 2016**

**Circuit Court - "Felony" Criminal Cases**

**LEWIS**

Plea Type		27A.460 - (5), (6)	GUILTY	NOT GUILTY	UNKNOWN PLEA TYPE	Total
Felony Charges	Original_Plea		<b>10</b> 5.88%	<b>3</b> 1.76%	<b>157</b> 92.35%	<b>170</b> 100.00%
	Final_Plea		<b>13</b> 7.65%	<b>-</b> 0.00%	<b>157</b> 92.35%	<b>170</b> 100.00%
Felony amended to Non-Felony	Original_Plea		<b>-</b> 0.00%	<b>-</b> 0.00%	<b>3</b> 100.00%	<b>3</b> 100.00%
	Final_Plea		<b>-</b> 0.00%	<b>-</b> 0.00%	<b>3</b> 100.00%	<b>3</b> 100.00%

27A.460 (5) Percentage of pleas as charges;  
27A.460 (6) Percentage of pleas to reduce charges;

Cases can have multiple charges which are heard either by a court trial, jury trial, no trial or by a combination of trial types. Depending upon the seriousness of the offense and the consequences of a guilty verdict, defendants in criminal cases have the constitutional right to a jury of their peers. In a jury trial, the Judge decides questions of law, and the jury decides whether the defendant is guilty or not guilty on each of the offense(s) charged. In a court trial, the judge decides questions of law and decides if guilty or not guilty on each offense(s) charges. The cases are categorized by how all the charges within the case were disposed. If all charges were disposed by the same trial type, it's counted in the separate category, otherwise, it's counted within the "Mixed Trial" category. If a charge had a nothing entered or it had "no trial" it's counted in the "No Trial" category.

Cases by Trial Type	27A.460 - (7), (8), (9), (10)	JURY TRIAL	NO TRIAL	Total
Felony Amended Down to Non-Felony		-	<b>3</b> 100.00%	<b>3</b> 100.00%
Felony Charges		<b>2</b> 1.96%	<b>100</b> 98.04%	<b>102</b> 100.00%
Felony Convictions		<b>2</b> 2.94%	<b>66</b> 97.06%	<b>68</b> 100.00%

27A.460 (7) Percentage of disposition to guilty as charged by trial;  
27A.460 (8) Percentage of those found guilty of lesser charge by trial;  
27A.460 (9) Percentage of cases where jury trial taken;  
27A.460 (10) Percentage of trials which are bench (court) trials; and

Shock Probation by Disposition Type	27A.440 (3b)	DENIED	GRANTED	Total
0026090 SHOCK PROBATION IN FELONY CONVICTIONS		<b>19</b> 90.48%	<b>2</b> 9.52%	<b>21</b> 100.0000%

27A.440 (3) Cases in which shock probation has been granted:  
(b) Extracted data on shock probation shall be placed in the annual report of the Administrative Office of the Courts.

ADMINISTRATIVE OFFICE OF THE COURTS

Research & Statistics

Annual Report FY 2016

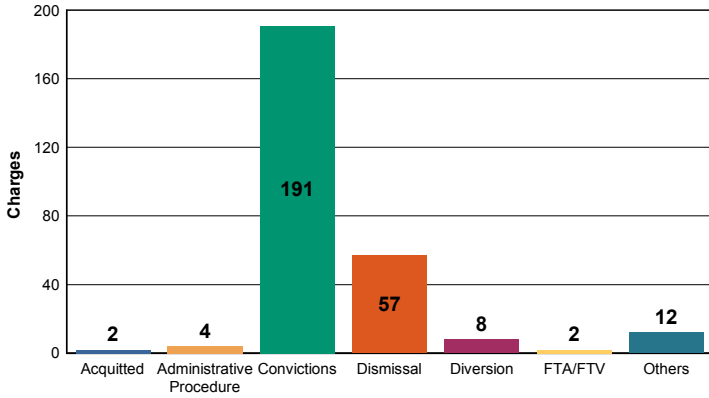
Circuit Court - "Felony" Criminal Cases

LEWIS

Of those 276 felony offenses, 191 (69.20%) were convicted; 2 were acquitted (0.72%); and 57 (20.65%) were dismissed.

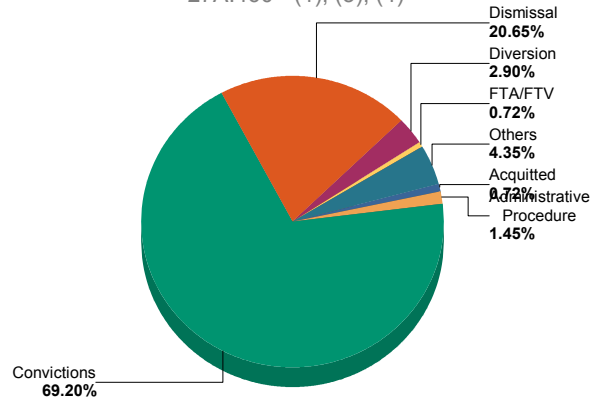
Felony Charges by Disposition Type

27A.460 - (1), (3), (4)



Percent of Charges by Disposition Type

27A.460 - (1), (3), (4)



27A.460 (1) Conviction percentages;

27A.460 (3) Percentage of acquittals;

27A.460(4) Percentage of dismissals;

\* "Others" disposition type include: Denied, Extradition, Grand Jury, Granted, Hung Jury, Merged, Mistrial, No Action Taken By Grand Jury, Other, Pardon - Prior to Adjudication Only, Peace Bond, Remanded, Set Aside/Voided, Sealed Records, Transfer, Drug Court Transfer, Vacated Judgment

Felony Charges Convicted by Disposition Type	ENHANCED	GUILTY	Total
	1	190	191
	0.52%	99.48%	100.00%

27A.460 - (2)	Sentence Records	Jail or Prison Conditionally Discharged	Jail or Prison Suspended	Jail or Prison Time > 0	Net Costs > \$0.00	Net Fines > \$0.00	Net Home Incarceration Time	Net Home Incarceration Time Suspended	Net Probation Time Supervised	Net Probation Time Unsupervised	Net Suspended Costs > \$0.00	Net Suspended Fines > \$0.00	Other Conditions
Convicted	188	1	85	188	26				85				28
		0.53%	45.21%	100.00%	13.83%				45.21%				14.89%
Dismissed	4		2	4					1				1
			50.00%	100.00%					25.00%				25.00%
Diverted	1				1								
					100.00%								
	193	1	87	192	27				86				29

27A.460 (2) Percentages of fines, imprisonment, or other penalty assessment;

\* Percentages are based on total sentence records per category (convicted, acquitted...etc)

\* There can be multiple sentence conditions to a single charge.



**ADMINISTRATIVE OFFICE OF THE COURTS**

Research & Statistics

**Annual Report FY 2016**

**Circuit Court - "Felony" Criminal Cases**

**LINCOLN**

Plea Type	27A.460 - (5), (6)	GUILTY	NOT GUILTY	UNKNOWN PLEA TYPE	Total
		Felony Charges	Original_Plea 27 9.78%	179 64.86%	70 25.36%
	Final_Plea	203 73.55%	3 1.09%	70 25.36%	276 100.00%
Felony amended to Non-Felony	Original_Plea	- 0.00%	- 0.00%	15 100.00%	15 100.00%
	Final_Plea	- 0.00%	- 0.00%	15 100.00%	15 100.00%

27A.460 (5) Percentage of pleas as charges;  
27A.460 (6) Percentage of pleas to reduce charges;

Cases can have multiple charges which are heard either by a court trial, jury trial, no trial or by a combination of trial types. Depending upon the seriousness of the offense and the consequences of a guilty verdict, defendants in criminal cases have the constitutional right to a jury of their peers. In a jury trial, the Judge decides questions of law, and the jury decides whether the defendant is guilty or not guilty on each of the offense(s) charged. In a court trial, the judge decides questions of law and decides if guilty or not guilty on each offense(s) charges. The cases are categorized by how all the charges within the case were disposed. If all charges were disposed by the same trial type, it's counted in the separate category, otherwise, it's counted within the "Mixed Trial" category. If a charge had a nothing entered or it had "no trial" it's counted in the "No Trial" category.

Cases by Trial Type	27A.460 - (7), (8), (9), (10)	JURY TRIAL	NO TRIAL	Total
Felony Amended Down to Non-Felony		-	10 100.00%	10 100.00%
Felony Charges		2 2.08%	95 98.96%	97 101.04%
Felony Convictions		1 1.47%	68 100.00%	69 101.47%

27A.460 (7) Percentage of disposition to guilty as charged by trial;  
27A.460 (8) Percentage of those found guilty of lesser charge by trial;  
27A.460 (9) Percentage of cases where jury trial taken;  
27A.460 (10) Percentage of trials which are bench (court) trials; and

Shock Probation by Disposition Type	27A.440 (3b)	GRANTED	Total
		0026090 SHOCK PROBATION IN FELONY CONVICTIONS	6 100.00%

27A.440 (3) Cases in which shock probation has been granted:  
(b) Extracted data on shock probation shall be placed in the annual report of the Administrative Office of the Courts.

ADMINISTRATIVE OFFICE OF THE COURTS

Research & Statistics

Annual Report FY 2016

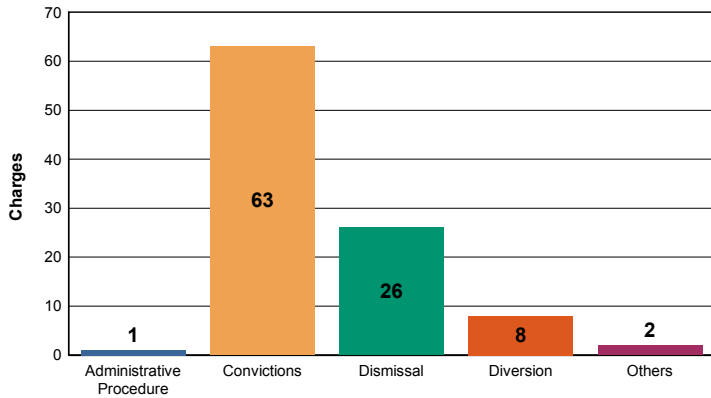
Circuit Court - "Felony" Criminal Cases

LINCOLN

Of those 100 felony offenses, 63 (63.00%) were convicted; were acquitted (%); and 26 (26.00%) were dismissed.

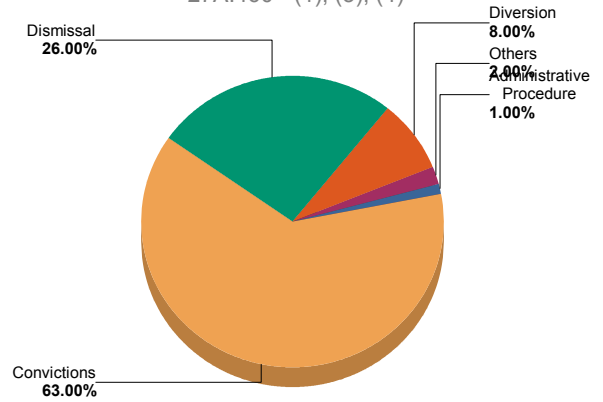
Felony Charges by Disposition Type

27A.460 - (1), (3), (4)



Percent of Charges by Disposition Type

27A.460 - (1), (3), (4)



27A.460 (1) Conviction percentages;

27A.460 (3) Percentage of acquittals;

27A.460(4) Percentage of dismissals;

\* "Others" disposition type include: Denied, Extradition, Grand Jury, Granted, Hung Jury, Merged, Mistrial, No Action Taken By Grand Jury, Other, Pardon - Prior to Adjudication Only, Peace Bond, Remanded, Set Aside/Voided, Sealed Records, Transfer, Drug Court Transfer, Vacated Judgment

Felony Charges Convicted by Disposition Type	GUILTY	Total
	63 100.00%	63 100.00%

27A.460 - (2)	Sentence Records	Jail or Prison Conditionally Discharged	Jail or Prison Suspended	Jail or Prison Time > 0	Net Costs > \$0.00	Net Fines > \$0.00	Net Home Incarceration Time	Net Home Incarceration Time Suspended	Net Probation Time Supervised	Net Probation Time Unsupervised	Net Suspended Costs > \$0.00	Net Suspended Fines > \$0.00	Other Conditions
Convicted	63	-	6 9.52%	63 100.00%	15 23.81%	-	-	-	3 4.76%	3 4.76%	-	-	1 1.59%
Dismissed	7	-	1 14.29%	3 42.86%	3 42.86%	-	-	-	-	1 14.29%	-	-	5 71.43%
	70	-	7	66	18	-	-	-	3	4	-	-	6

27A.460 (2) Percentages of fines, imprisonment, or other penalty assessment;

\* Percentages are based on total sentence records per category (convicted, acquitted...etc)

\* There can be multiple sentence conditions to a single charge.

**ADMINISTRATIVE OFFICE OF THE COURTS**

Research & Statistics

**Annual Report FY 2016**

**Circuit Court - "Felony" Criminal Cases**

**LIVINGSTON**

Plea Type		27A.460 - (5), (6)	GUILTY	NOT GUILTY	UNKNOWN PLEA TYPE	Total
Felony Charges	Original_Plea		0.00%	67 67.00%	33 33.00%	100 100.00%
	Final_Plea		67 67.00%	0.00%	33 33.00%	100 100.00%
Felony amended to Non-Felony	Original_Plea		0.00%	0.00%	12 100.00%	12 100.00%
	Final_Plea		0.00%	0.00%	12 100.00%	12 100.00%

27A.460 (5) Percentage of pleas as charges;  
27A.460 (6) Percentage of pleas to reduce charges;

Cases can have multiple charges which are heard either by a court trial, jury trial, no trial or by a combination of trial types. Depending upon the seriousness of the offense and the consequences of a guilty verdict, defendants in criminal cases have the constitutional right to a jury of their peers. In a jury trial, the Judge decides questions of law, and the jury decides whether the defendant is guilty or not guilty on each of the offense(s) charged. In a court trial, the judge decides questions of law and decides if guilty or not guilty on each offense(s) charges. The cases are categorized by how all the charges within the case were disposed. If all charges were disposed by the same trial type, it's counted in the separate category, otherwise, it's counted within the "Mixed Trial" category. If a charge had a nothing entered or it had "no trial" it's counted in the "No Trial" category.

Cases by Trial Type	27A.460 - (7), (8), (9), (10)	NO TRIAL	Total
Felony Amended Down to Non-Felony		9 100.00%	9 100.00%
Felony Charges		69 100.00%	69 100.00%
Felony Convictions		45 100.00%	45 100.00%

27A.460 (7) Percentage of disposition to guilty as charged by trial;  
27A.460 (8) Percentage of those found guilty of lesser charge by trial;  
27A.460 (9) Percentage of cases where jury trial taken;  
27A.460 (10) Percentage of trials which are bench (court) trials; and

Shock Probation by Disposition Type	27A.440 (3b)	DENIED	GRANTED	WITHDRAWN	Total
0026090 SHOCK PROBATION IN FELONY CONVICTIONS		22 57.89%	15 39.47%	1 2.63%	38 100.0000%

27A.440 (3) Cases in which shock probation has been granted:  
(b) Extracted data on shock probation shall be placed in the annual report of the Administrative Office of the Courts.

ADMINISTRATIVE OFFICE OF THE COURTS

Research & Statistics

Annual Report FY 2016

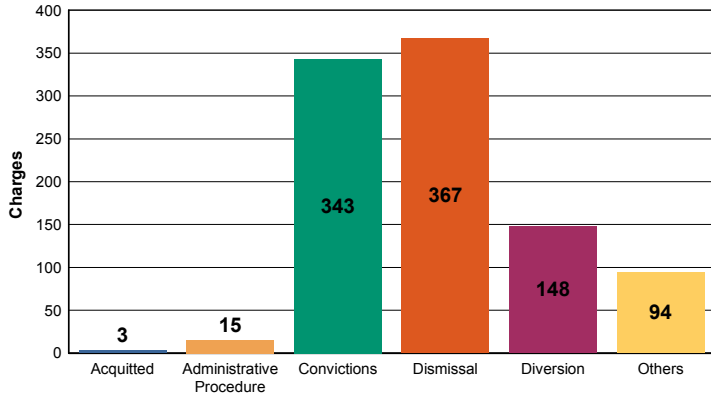
Circuit Court - "Felony" Criminal Cases

LIVINGSTON

Of those 970 felony offenses, 343 (35.36%) were convicted; 3 were acquitted (0.31%); and 367 (37.84%) were dismissed.

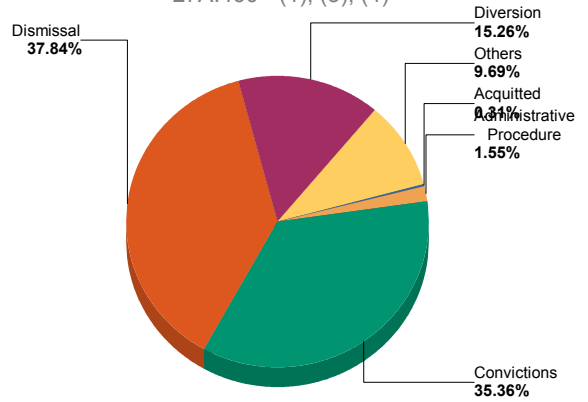
**Felony Charges by Disposition Type**

27A.460 - (1), (3), (4)



**Percent of Charges by Disposition Type**

27A.460 - (1), (3), (4)



27A.460 (1) Conviction percentages;

27A.460 (3) Percentage of acquittals;

27A.460(4) Percentage of dismissals;

\* "Others" disposition type include: Denied, Extradition, Grand Jury, Granted, Hung Jury, Merged, Mistrial, No Action Taken By Grand Jury, Other, Pardon - Prior to Adjudication Only, Peace Bond, Remanded, Set Aside/Voided, Sealed Records, Transfer, Drug Court Transfer, Vacated Judgment

	ENHANCED	GUILTY	Total
Felony Charges Convicted by Disposition Type	27 7.87%	316 92.13%	343 100.00%

**ADMINISTRATIVE OFFICE OF THE COURTS**

Research & Statistics

**Annual Report FY 2016**

**Circuit Court - "Felony" Criminal Cases**

**LOGAN**

27A.460 - (2)	Sentence Records	Jail or Prison Conditionally Discharged	Jail or Prison Suspended	Jail or Prison Time > 0	Net Costs > \$0.00	Net Fines > \$0.00	Net Home Incarceration Time	Net Home Incarceration Time Suspended	Net Probation Time Supervised	Net Probation Time Unsupervised	Net Suspended Costs > \$0.00	Net Suspended Fines > \$0.00	Other Conditions
Convicted	317	-	89 28.08%	313 98.74%	56 17.67%	-	-	-	83 26.18%	1 0.32%	-	-	122 38.49%
Dismissed	24	-	-	-	24 100.00%	-	-	-	-	-	-	-	8 33.33%
Diverted	72	-	-	-	68 94.44%	-	-	-	-	-	-	-	39 54.17%
Others	1	-	-	-	-	-	-	-	-	-	-	-	1 100.00%
	414	-	89	313	148	-	-	-	83	1	-	-	170

**27A.460 (2) Percentages of fines, imprisonment, or other penalty assessment;**

\* Percentages are based on total sentence records per category (convicted, acquitted...etc)

\* There can be multiple sentence conditions to a single charge.

Plea Type	27A.460 - (5), (6)	GUILTY	NOT GUILTY	UNKNOWN PLEA TYPE	Total
Felony Charges	Original_Plea	3 0.31%	921 94.95%	46 4.74%	970 100.00%
	Final_Plea	354 36.49%	570 58.76%	46 4.74%	970 100.00%
Felony amended to Non-Felony	Original_Plea	-	43 95.56%	2 4.44%	45 100.00%
	Final_Plea	-	43 95.56%	2 4.44%	45 100.00%

**27A.460 (5) Percentage of pleas as charges;**

**27A.460 (6) Percentage of pleas to reduce charges;**

Cases can have multiple charges which are heard either by a court trial, jury trial, no trial or by a combination of trial types. Depending upon the seriousness of the offense and the consequences of a guilty verdict, defendants in criminal cases have the constitutional right to a jury of their peers. In a jury trial, the Judge decides questions of law, and the jury decides whether the defendant is guilty or not guilty on each of the offense(s) charged. In a court trial, the judge decides questions of law and decides if guilty or not guilty on each offense(s) charges. The cases are categorized by how all the charges within the case were disposed. If all charges were disposed by the same trial type, it's counted in the separate category, otherwise, it's counted within the "Mixed Trial" category. If a charge had a nothing entered or it had "no trial" it's counted in the "No Trial" category.

Cases by Trial Type	27A.460 - (7), (8), (9), (10)	JURY TRIAL	NO TRIAL	Total
Felony Amended Down to Non-Felony		-	37 100.00%	37 100.00%
Felony Charges		2 0.56%	354 100.00%	356 100.56%
Felony Convictions		1 0.58%	171 99.42%	172 100.00%

**27A.460 (7) Percentage of disposition to guilty as charged by trial;**

**27A.460 (8) Percentage of those found guilty of lesser charge by trial;**

**27A.460 (9) Percentage of cases where jury trial taken;**

**27A.460 (10) Percentage of trials which are bench (court) trials; and**

**ADMINISTRATIVE OFFICE OF THE COURTS**

Research & Statistics

**Annual Report FY 2016**

**Circuit Court - "Felony" Criminal Cases**

**LOGAN**

**Shock Probation by  
Disposition Type**

**27A.440 (3b)**

	DENIED	GRANTED	TRANSFER	Total
0026090 SHOCK PROBATION IN FELONY CONVICTIONS	22 32.84%	38 56.72%	1 1.49%	61 91.0447%
0026100 SHOCK PROBATION IN MISDEMEANOR CONVICTIONS	1 1.49%	5 7.46%	-	6 8.9552%

27A.440 (3) Cases in which shock probation has been granted:

(b) Extracted data on shock probation shall be placed in the annual report of the Administrative Office of the Courts.

**Youthful Offenders**

Note: Per statute 635.020 (7) If a person who is eighteen (18) or older and before the court is charged with a felony that occurred prior to his eighteenth birthday, the court shall, upon motion of the county attorney made prior to adjudication, and after the county attorney has consulted with the Commonwealth's attorney, that the child be proceeded against as a youthful offender, proceed in accordance with the provisions of KRS 640.010.

The youthful offender data is pulled by looking at the circuit criminal cases with defendant's age calculated from date of birth to the case filing date, which is under 18, however, those eighteen(18) or older may not be accounted.

There were 6 felony level offenses and 0 non-felony level offenses disposed within 1 circuit criminal cases during the fiscal year. Non-felony offenses include misdemeanor, violation, local ordinance or other level offense(s) within those cases.

**27A.460 - (11)**

	Charges	Cases
Felony	6	1
Felony amended to Non-Felony	-	

27A.460 (11) The number of juvenile offenders tried as an adult.

Of the 6 felony level offenses disposed within the youthful offender cases, 4 (66.67%) charges were convicted.

**Youthful Offender**

	Convictions	Dismissal	Total
Felony Charges by Disposition Type	4 66.67%	2 33.33%	6 100.00%

**Youthful Offender**

	ENHANCED	GUILTY	Total
Felony Charges Convicted by Disposition Type	1 25.00%	3 75.00%	4 100.00%

ADMINISTRATIVE OFFICE OF THE COURTS

Research & Statistics

Annual Report FY 2016

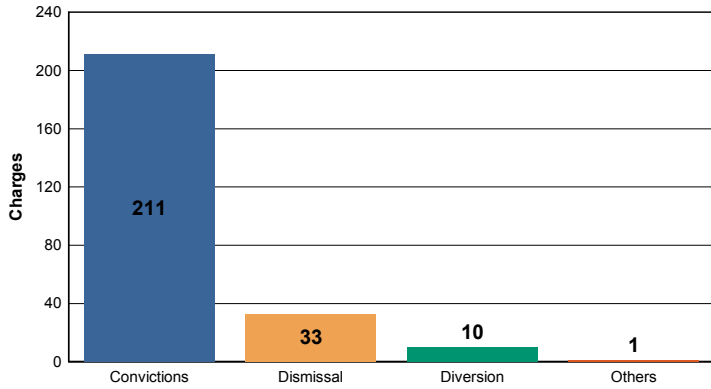
Circuit Court - "Felony" Criminal Cases

LYON

Of those 255 felony offenses, 211 (82.75%) were convicted; were acquitted (%); and 33 (12.94%) were dismissed.

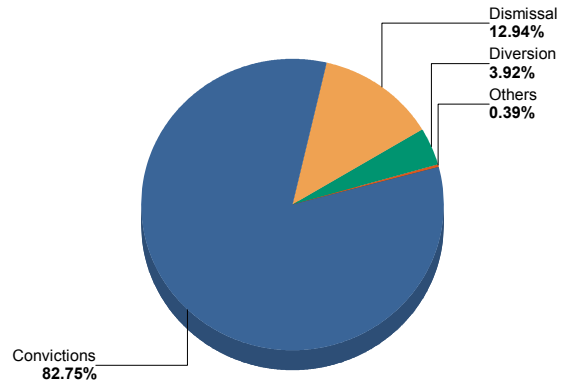
**Felony Charges by Disposition Type**

27A.460 - (1), (3), (4)



**Percent of Charges by Disposition Type**

27A.460 - (1), (3), (4)



**27A.460 (1) Conviction percentages;**

**27A.460 (3) Percentage of acquittals;**

**27A.460(4) Percentage of dismissals;**

\* "Others" disposition type include: Denied, Extradition, Grand Jury, Granted, Hung Jury, Merged, Mistrial, No Action Taken By Grand Jury, Other, Pardon - Prior to Adjudication Only, Peace Bond, Remanded, Set Aside/Voided, Sealed Records, Transfer, Drug Court Transfer, Vacated Judgment

	GUILTY	Total
Felony Charges Convicted by Disposition Type	211 100.00%	211 100.00%

**ADMINISTRATIVE OFFICE OF THE COURTS**

Research & Statistics

**Annual Report FY 2016**

**Circuit Court - "Felony" Criminal Cases**

**LYON**

27A.460 - (2)	Sentence Records	Jail or Prison Conditionally Discharged	Jail or Prison Suspended	Jail or Prison Time > 0	Net Costs > \$0.00	Net Fines > \$0.00	Net Home Incarceration Time	Net Home Incarceration Time Suspended	Net Probation Time Supervised	Net Probation Time Unsupervised	Net Suspended Costs > \$0.00	Net Suspended Fines > \$0.00	Other Conditions
Convicted	211	-	11 5.21%	211 100.00%	13 6.16%	-	-	-	10 4.74%	1 0.47%	-	-	14 6.64%
Dismissed	10	-	1 10.00%	1 10.00%	5 50.00%	-	-	-	9 90.00%	1 10.00%	-	-	9 90.00%
Diverted	10	4 40.00%	6 60.00%	10 100.00%	6 60.00%	-	-	-	9 90.00%	1 10.00%	-	-	-
Others	1	1 100.00%	-	1 100.00%	-	-	-	-	1 100.00%	-	-	-	1 100.00%
	232	5	18	223	24	-	-	-	29	3	-	-	24

**27A.460 (2) Percentages of fines, imprisonment, or other penalty assessment;**

\* Percentages are based on total sentence records per category (convicted, acquitted...etc)

\* There can be multiple sentence conditions to a single charge.

Plea Type	27A.460 - (5), (6)	GUILTY	NOT GUILTY	UNKNOWN PLEA TYPE	Total
Felony Charges	Original_Plea	-	11 4.31%	244 95.69%	255 100.00%
	Final_Plea	3 1.18%	8 3.14%	244 95.69%	255 100.00%
Felony amended to Non-Felony	Original_Plea	-	1 5.26%	18 94.74%	19 100.00%
	Final_Plea	-	1 5.26%	18 94.74%	19 100.00%

**27A.460 (5) Percentage of pleas as charges;**

**27A.460 (6) Percentage of pleas to reduce charges;**

Cases can have multiple charges which are heard either by a court trial, jury trial, no trial or by a combination of trial types. Depending upon the seriousness of the offense and the consequences of a guilty verdict, defendants in criminal cases have the constitutional right to a jury of their peers. In a jury trial, the Judge decides questions of law, and the jury decides whether the defendant is guilty or not guilty on each of the offense(s) charged. In a court trial, the judge decides questions of law and decides if guilty or not guilty on each offense(s) charges. The cases are categorized by how all the charges within the case were disposed. If all charges were disposed by the same trial type, it's counted in the separate category, otherwise, it's counted within the "Mixed Trial" category. If a charge had a nothing entered or it had "no trial" it's counted in the "No Trial" category.

Cases by Trial Type	27A.460 - (7), (8), (9), (10)	COURT TRIAL	JURY TRIAL	NO TRIAL	Total
Felony Amended Down to Non-Felony		-	1 8.33%	11 91.67%	12 100.00%
Felony Charges		1 0.82%	3 2.46%	118 96.72%	122 100.00%
Felony Convictions		1 1.03%	3 3.09%	93 95.88%	97 100.00%

**27A.460 (7) Percentage of disposition to guilty as charged by trial;**

**27A.460 (8) Percentage of those found guilty of lesser charge by trial;**

**27A.460 (9) Percentage of cases where jury trial taken;**

**27A.460 (10) Percentage of trials which are bench (court) trials; and**



ADMINISTRATIVE OFFICE OF THE COURTS

Research & Statistics

Annual Report FY 2016

Circuit Court - "Felony" Criminal Cases

LYON

Shock Probation by  
Disposition Type

27A.440 (3b)

	DENIED	GRANTED	WITHDRAWN	Total
0026090 SHOCK PROBATION IN FELONY CONVICTIONS	40 75.47%	12 22.64%	1 1.89%	53 100.0000%

27A.440 (3) Cases in which shock probation has been granted:

(b) Extracted data on shock probation shall be placed in the annual report of the Administrative Office of the Courts.

ADMINISTRATIVE OFFICE OF THE COURTS

Research & Statistics

Annual Report FY 2016

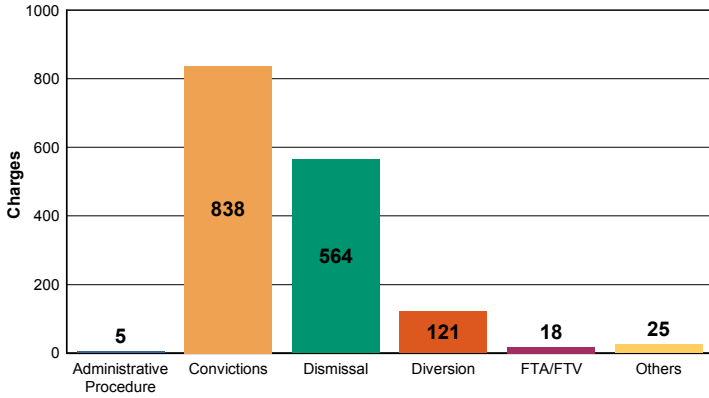
Circuit Court - "Felony" Criminal Cases

MADISON

Of those 1,571 felony offenses, 838 (53.34%) were convicted; were acquitted (%); and 564 (35.90%) were dismissed.

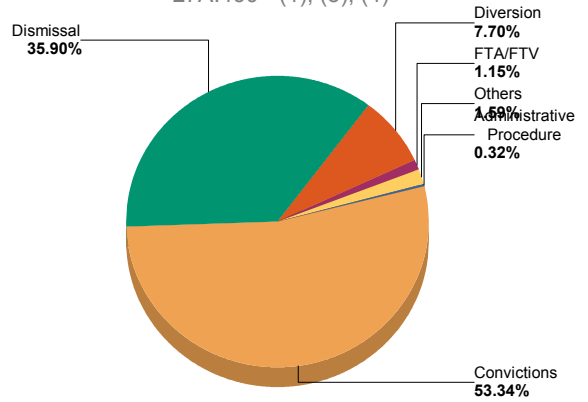
**Felony Charges by Disposition Type**

27A.460 - (1), (3), (4)



**Percent of Charges by Disposition Type**

27A.460 - (1), (3), (4)



**27A.460 (1) Conviction percentages;**

**27A.460 (3) Percentage of acquittals;**

**27A.460(4) Percentage of dismissals;**

\* "Others" disposition type include: Denied, Extradition, Grand Jury, Granted, Hung Jury, Merged, Mistrial, No Action Taken By Grand Jury, Other, Pardon - Prior to Adjudication Only, Peace Bond, Remanded, Set Aside/Voided, Sealed Records, Transfer, Drug Court Transfer, Vacated Judgment

	ENHANCED	GUILTY	Total
Felony Charges Convicted by Disposition Type	5 0.60%	833 99.40%	838 100.00%

**ADMINISTRATIVE OFFICE OF THE COURTS**

Research & Statistics

**Annual Report FY 2016**

**Circuit Court - "Felony" Criminal Cases**

**MADISON**

27A.460 - (2)	Sentence Records	Jail or Prison Conditionally Discharged	Jail or Prison Suspended	Jail or Prison Time > 0	Net Costs > \$0.00	Net Fines > \$0.00	Net Home Incarceration Time	Net Home Incarceration Time Suspended	Net Probation Time Supervised	Net Probation Time Unsupervised	Net Suspended Costs > \$0.00	Net Suspended Fines > \$0.00	Other Conditions
Convicted	825	2 0.24%	212 25.70%	825 100.00%	348 42.18%	-	-	-	207 25.09%	3 0.36%	-	-	102 12.36%
Dismissed	2	-	1 50.00%	1 50.00%	1 50.00%	-	-	-	1 50.00%	-	-	-	-
Diverted	6	-	-	1 16.67%	5 83.33%	-	-	-	-	-	-	-	1 16.67%
Others	1	-	1 100.00%	1 100.00%	-	-	-	-	1 100.00%	-	-	-	1 100.00%
	834	2	214	828	354	-	-	-	209	3	-	-	104

**27A.460 (2) Percentages of fines, imprisonment, or other penalty assessment;**

\* Percentages are based on total sentence records per category (convicted, acquitted...etc)

\* There can be multiple sentence conditions to a single charge.

Plea Type	27A.460 - (5), (6)	Plea Type			Total
		GUILTY	NOT GUILTY	UNKNOWN PLEA TYPE	
Felony Charges	Original_Plea	10 0.64%	894 56.91%	667 42.46%	1,571 100.00%
	Final_Plea	902 57.42%	2 0.13%	667 42.46%	1,571 100.00%
Felony amended to Non-Felony	Original_Plea	- 0.00%	1 1.96%	50 98.04%	51 100.00%
	Final_Plea	1 1.96%	- 0.00%	50 98.04%	51 100.00%

**27A.460 (5) Percentage of pleas as charges;**

**27A.460 (6) Percentage of pleas to reduce charges;**

Cases can have multiple charges which are heard either by a court trial, jury trial, no trial or by a combination of trial types. Depending upon the seriousness of the offense and the consequences of a guilty verdict, defendants in criminal cases have the constitutional right to a jury of their peers. In a jury trial, the Judge decides questions of law, and the jury decides whether the defendant is guilty or not guilty on each of the offense(s) charged. In a court trial, the judge decides questions of law and decides if guilty or not guilty on each offense(s) charges. The cases are categorized by how all the charges within the case were disposed. If all charges were disposed by the same trial type, it's counted in the separate category, otherwise, it's counted within the "Mixed Trial" category. If a charge had a nothing entered or it had "no trial" it's counted in the "No Trial" category.

Cases by Trial Type	27A.460 - (7), (8), (9), (10)			Total
	COURT TRIAL	JURY TRIAL	NO TRIAL	
Felony Amended Down to Non-Felony	-	-	49 100.00%	49 100.00%
Felony Charges	1 0.14%	1 0.14%	700 99.72%	702 100.00%
Felony Convictions	1 0.21%	1 0.21%	473 99.58%	475 100.00%

**27A.460 (7) Percentage of disposition to guilty as charged by trial;**

**27A.460 (8) Percentage of those found guilty of lesser charge by trial;**

**27A.460 (9) Percentage of cases where jury trial taken;**

**27A.460 (10) Percentage of trials which are bench (court) trials; and**

**ADMINISTRATIVE OFFICE OF THE COURTS**

Research & Statistics

**Annual Report FY 2016**

**Circuit Court - "Felony" Criminal Cases**

**MADISON**

**Shock Probation by  
Disposition Type**

**27A.440 (3b)**

	DENIED	GRANTED	GUILTY	Total
0026090 SHOCK PROBATION IN FELONY CONVICTIONS	118 86.76%	17 12.50%	1 0.74%	136 100.0000%

**27A.440 (3) Cases in which shock probation has been granted:**

(b) Extracted data on shock probation shall be placed in the annual report of the Administrative Office of the Courts.

**Youthful Offenders**

Note: Per statute 635.020 (7) If a person who is eighteen (18) or older and before the court is charged with a felony that occurred prior to his eighteenth birthday, the court shall, upon motion of the county attorney made prior to adjudication, and after the county attorney has consulted with the Commonwealth's attorney, that the child be proceeded against as a youthful offender, proceed in accordance with the provisions of KRS 640.010.

The youthful offender data is pulled by looking at the circuit criminal cases with defendant's age calculated from date of birth to the case filing date, which is under 18, however, those eighteen(18) or older may not be accounted.

There were 1 felony level offenses and 0 non-felony level offenses disposed within 1 circuit criminal cases during the fiscal year. Non-felony offenses include misdemeanor, violation, local ordinance or other level offense(s) within those cases.

27A.460 - (11)		
	Charges	Cases
Felony	1	1
Felony amended to Non-Felony	-	

**27A.460 (11) The number of juvenile offenders tried as an adult.**

Of the 1 felony level offenses disposed within the youthful offender cases, 1 (100.00%) charges were convicted.

**Youthful Offender**

	Convictions	Total
Felony Charges by Disposition Type	1 100.00%	1 100.00%

**Youthful Offender**

	GUILTY	Total
Felony Charges Convicted by Disposition Type	1 100.00%	1 100.00%

ADMINISTRATIVE OFFICE OF THE COURTS

Research & Statistics

Annual Report FY 2016

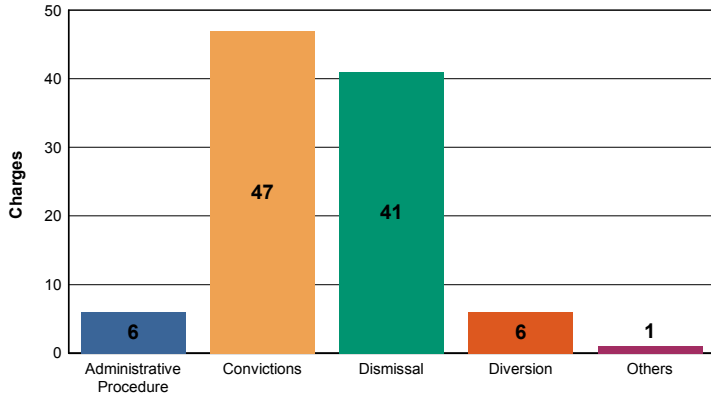
Circuit Court - "Felony" Criminal Cases

MAGOFFIN

Of those 101 felony offenses, 47 (46.53%) were convicted; were acquitted (%); and 41 (40.59%) were dismissed.

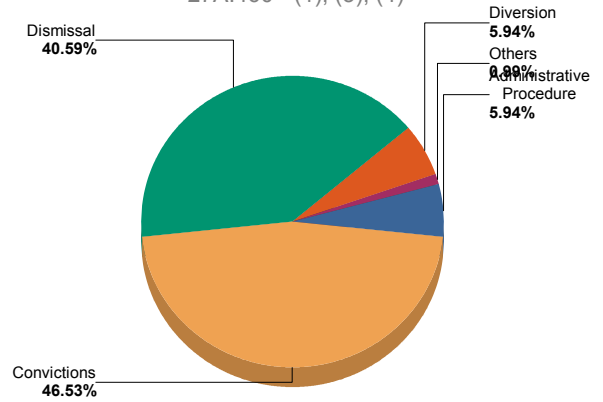
Felony Charges by Disposition Type

27A.460 - (1), (3), (4)



Percent of Charges by Disposition Type

27A.460 - (1), (3), (4)



27A.460 (1) Conviction percentages;

27A.460 (3) Percentage of acquittals;

27A.460(4) Percentage of dismissals;

\* "Others" disposition type include: Denied, Extradition, Grand Jury, Granted, Hung Jury, Merged, Mistrial, No Action Taken By Grand Jury, Other, Pardon - Prior to Adjudication Only, Peace Bond, Remanded, Set Aside/Voided, Sealed Records, Transfer, Drug Court Transfer, Vacated Judgment

	GUILTY	Total
Felony Charges Convicted by Disposition Type	47 100.00%	47 100.00%

27A.460 - (2)	Sentence Records	Jail or Prison Conditionally Discharged	Jail or Prison Suspended	Jail or Prison Time > 0	Net Costs > \$0.00	Net Fines > \$0.00	Net Home Incarceration Time	Net Home Incarceration Time Suspended	Net Probation Time Supervised	Net Probation Time Unsupervised	Net Suspended Costs > \$0.00	Net Suspended Fines > \$0.00	Other Conditions
Convicted	46	16 34.78%	13 28.26%	45 97.83%	33 71.74%	-	-	-	22 47.83%	2 4.35%	-	-	22 47.83%
Dismissed	2	-	1 50.00%	1 50.00%	1 50.00%	-	-	-	-	-	-	-	1 50.00%
Diverted	3	-	2 66.67%	2 66.67%	3 100.00%	-	-	-	2 66.67%	-	-	-	2 66.67%
	51	16	16	48	37	-	-	-	24	2	-	-	25

27A.460 (2) Percentages of fines, imprisonment, or other penalty assessment;

\* Percentages are based on total sentence records per category (convicted, acquitted...etc)

\* There can be multiple sentence conditions to a single charge.

**ADMINISTRATIVE OFFICE OF THE COURTS**

Research & Statistics

**Annual Report FY 2016**

**Circuit Court - "Felony" Criminal Cases**

**MAGOFFIN**

Plea Type	27A.460 - (5), (6)	NOT GUILTY	UNKNOWN PLEA TYPE	Total
Felony Charges	Original_Plea	3 2.97%	98 97.03%	101 100.00%
	Final_Plea	3 2.97%	98 97.03%	101 100.00%
Felony amended to Non-Felony	Original_Plea	-	6 100.00%	6 100.00%
	Final_Plea	-	6 100.00%	6 100.00%

*27A.460 (5) Percentage of pleas as charges;*

*27A.460 (6) Percentage of pleas to reduce charges;*

Cases can have multiple charges which are heard either by a court trial, jury trial, no trial or by a combination of trial types. Depending upon the seriousness of the offense and the consequences of a guilty verdict, defendants in criminal cases have the constitutional right to a jury of their peers. In a jury trial, the Judge decides questions of law, and the jury decides whether the defendant is guilty or not guilty on each of the offense(s) charged. In a court trial, the judge decides questions of law and decides if guilty or not guilty on each offense(s) charges. The cases are categorized by how all the charges within the case were disposed. If all charges were disposed by the same trial type, it's counted in the separate category, otherwise, it's counted within the "Mixed Trial" category. If a charge had a nothing entered or it had "no trial" it's counted in the "No Trial" category.

Cases by Trial Type	27A.460 - (7), (8), (9), (10)	JURY TRIAL	NO TRIAL	Total
Felony Amended Down to Non-Felony		-	5 100.00%	5 100.00%
Felony Charges		1 1.92%	52 100.00%	53 101.92%
Felony Convictions		-	36 100.00%	36 100.00%

*27A.460 (7) Percentage of disposition to guilty as charged by trial;*

*27A.460 (8) Percentage of those found guilty of lesser charge by trial;*

*27A.460 (9) Percentage of cases where jury trial taken;*

*27A.460 (10) Percentage of trials which are bench (court) trials; and*

ADMINISTRATIVE OFFICE OF THE COURTS

Research & Statistics

Annual Report FY 2016

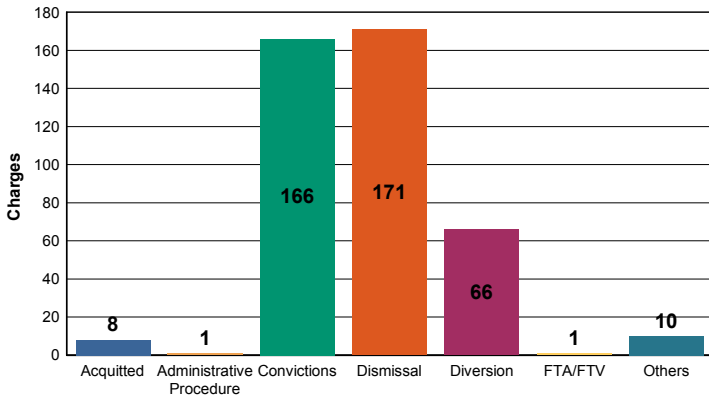
Circuit Court - "Felony" Criminal Cases

MARION

Of those 423 felony offenses, 166 (39.24%) were convicted; 8 were acquitted (1.89%); and 171 (40.43%) were dismissed.

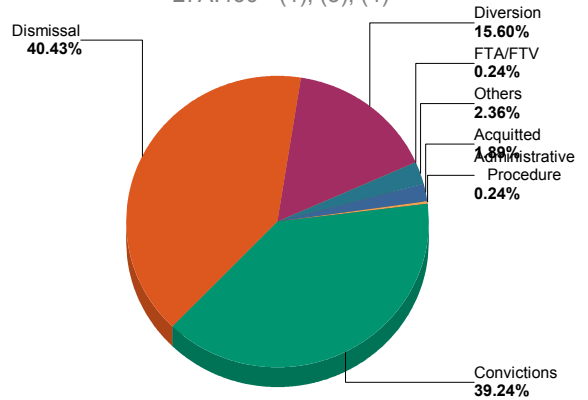
Felony Charges by Disposition Type

27A.460 - (1), (3), (4)



Percent of Charges by Disposition Type

27A.460 - (1), (3), (4)



27A.460 (1) Conviction percentages;

27A.460 (3) Percentage of acquittals;

27A.460(4) Percentage of dismissals;

\* "Others" disposition type include: Denied, Extradition, Grand Jury, Granted, Hung Jury, Merged, Mistrial, No Action Taken By Grand Jury, Other, Pardon - Prior to Adjudication Only, Peace Bond, Remanded, Set Aside/Voided, Sealed Records, Transfer, Drug Court Transfer, Vacated Judgment

Felony Charges Convicted by Disposition Type	GUILTY	Total
	166	166
	100.00%	100.00%

27A.460 - (2)	Sentence Records	Jail or Prison Conditionally Discharged	Jail or Prison Suspended	Jail or Prison Time > 0	Net Costs > \$0.00	Net Fines > \$0.00	Net Home Incarceration Time	Net Home Incarceration Time Suspended	Net Probation Time Supervised	Net Probation Time Unsupervised	Net Suspended Costs > \$0.00	Net Suspended Fines > \$0.00	Other Conditions
Acquitted	1	-	-	-	-	-	-	-	-	-	-	-	-
Convicted	163	-	82	163	78	3	1	-	81	1	-	-	27
			50.31%	100.00%	47.85%	1.84%	0.61%	-	49.69%	0.61%	-	-	16.56%
Dismissed	2	-	1	1	-	-	-	-	1	-	-	-	-
			50.00%	50.00%	-	-	-	-	50.00%	-	-	-	-
	166	-	83	164	78	3	1	-	82	1	-	-	27

27A.460 (2) Percentages of fines, imprisonment, or other penalty assessment;

\* Percentages are based on total sentence records per category (convicted, acquitted...etc)

\* There can be multiple sentence conditions to a single charge.

**ADMINISTRATIVE OFFICE OF THE COURTS**

Research & Statistics

**Annual Report FY 2016**

**Circuit Court - "Felony" Criminal Cases**

**MARION**

Plea Type	27A.460 - (5), (6)	NOT GUILTY	UNKNOWN PLEA TYPE	Total
Felony Charges	Original_Plea	19 4.49%	404 95.51%	423 100.00%
	Final_Plea	19 4.49%	404 95.51%	423 100.00%
Felony amended to Non-Felony	Original_Plea	-	37 100.00%	37 100.00%
	Final_Plea	-	37 100.00%	37 100.00%

27A.460 (5) Percentage of pleas as charges;

27A.460 (6) Percentage of pleas to reduce charges;

Cases can have multiple charges which are heard either by a court trial, jury trial, no trial or by a combination of trial types. Depending upon the seriousness of the offense and the consequences of a guilty verdict, defendants in criminal cases have the constitutional right to a jury of their peers. In a jury trial, the Judge decides questions of law, and the jury decides whether the defendant is guilty or not guilty on each of the offense(s) charged. In a court trial, the judge decides questions of law and decides if guilty or not guilty on each offense(s) charges. The cases are categorized by how all the charges within the case were disposed. If all charges were disposed by the same trial type, it's counted in the separate category, otherwise, it's counted within the "Mixed Trial" category. If a charge had a nothing entered or it had "no trial" it's counted in the "No Trial" category.

Cases by Trial Type	27A.460 - (7), (8), (9), (10)	JURY TRIAL	NO TRIAL	Total
Felony Amended Down to Non-Felony		-	29 100.00%	29 100.00%
Felony Charges		4 1.65%	239 98.35%	243 100.00%
Felony Convictions		1 0.80%	124 99.20%	125 100.00%

27A.460 (7) Percentage of disposition to guilty as charged by trial;

27A.460 (8) Percentage of those found guilty of lesser charge by trial;

27A.460 (9) Percentage of cases where jury trial taken;

27A.460 (10) Percentage of trials which are bench (court) trials; and

**Shock Probation by Disposition Type**

27A.440 (3b)

	DENIED	GRANTED	GUILTY	Total
0026090 SHOCK PROBATION IN FELONY CONVICTIONS	27 54.00%	20 40.00%	-	47 94.0000%
0026100 SHOCK PROBATION IN MISDEMEANOR CONVICTIONS	-	2 4.00%	1 2.00%	3 6.0000%

27A.440 (3) Cases in which shock probation has been granted:

(b) Extracted data on shock probation shall be placed in the annual report of the Administrative Office of the Courts.



**ADMINISTRATIVE OFFICE OF THE COURTS**

Research & Statistics

**Annual Report FY 2016**

**Circuit Court - "Felony" Criminal Cases**

**MARION**

**Youthful Offenders**

Note: Per statute 635.020 (7) If a person who is eighteen (18) or older and before the court is charged with a felony that occurred prior to his eighteenth birthday, the court shall, upon motion of the county attorney made prior to adjudication, and after the county attorney has consulted with the Commonwealth's attorney, that the child be proceeded against as a youthful offender, proceed in accordance with the provisions of KRS 640.010.

The youthful offender data is pulled by looking at the circuit criminal cases with defendant's age calculated from date of birth to the case filing date, which is under 18, however, those eighteen(18) or older may not be accounted.

There were 2 felony level offenses and 0 non-felony level offenses disposed within 1 circuit criminal cases during the fiscal year. Non-felony offenses include misdemeanor, violation, local ordinance or other level offense(s) within those cases.

27A.460 - (11)	Charges	Cases
Felony	2	1
Felony amended to Non-Felony	-	

**27A.460 (11) The number of juvenile offenders tried as an adult.**

Of the 2 felony level offenses disposed within the youthful offender cases, 2 (100.00%) charges were convicted.

Youthful Offender	Convictions	Total
Felony Charges by Disposition Type	2 100.00%	2 100.00%

Youthful Offender	GUILTY	Total
Felony Charges Convicted by Disposition Type	2 100.00%	2 100.00%

ADMINISTRATIVE OFFICE OF THE COURTS

Research & Statistics

Annual Report FY 2016

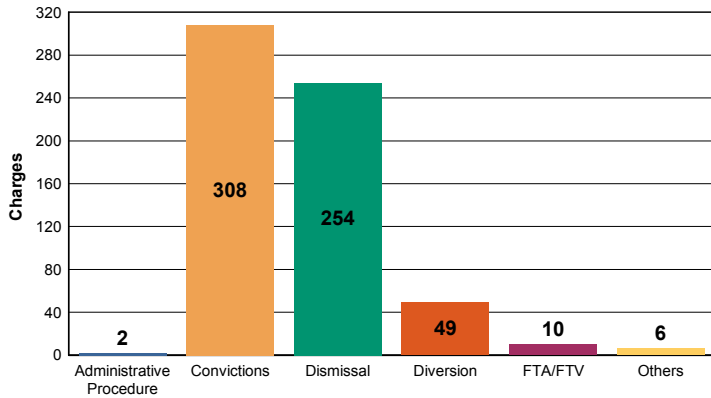
Circuit Court - "Felony" Criminal Cases

MARSHALL

Of those 629 felony offenses, 308 (48.97%) were convicted; were acquitted (%); and 254 (40.38%) were dismissed.

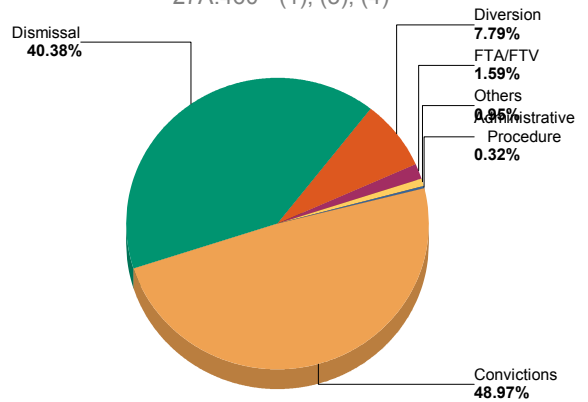
Felony Charges by Disposition Type

27A.460 - (1), (3), (4)



Percent of Charges by Disposition Type

27A.460 - (1), (3), (4)



- 27A.460 (1) Conviction percentages;
- 27A.460 (3) Percentage of acquittals;
- 27A.460(4) Percentage of dismissals;

\* "Others" disposition type include: Denied, Extradition, Grand Jury, Granted, Hung Jury, Merged, Mistrial, No Action Taken By Grand Jury, Other, Pardon - Prior to Adjudication Only, Peace Bond, Remanded, Set Aside/Voided, Sealed Records, Transfer, Drug Court Transfer, Vacated Judgment

	GUILTY	Total
Felony Charges Convicted by Disposition Type	308 100.00%	308 100.00%

27A.460 - (2)	Sentence Records	Jail or Prison Conditionally Discharged	Jail or Prison Suspended	Jail or Prison Time > 0	Net Costs > \$0.00	Net Fines > \$0.00	Net Home Incarceration Time	Net Home Incarceration Time Suspended	Net Probation Time Supervised	Net Probation Time Unsupervised	Net Suspended Costs > \$0.00	Net Suspended Fines > \$0.00	Other Conditions
Convicted	303	11 3.63%	101 33.33%	302 99.67%	128 42.24%	4 1.32%	-	-	100 33.00%	1 0.33%	-	-	31 10.23%
Dismissed	7	-	3 42.86%	3 42.86%	5 71.43%	-	-	-	3 42.86%	-	-	-	2 28.57%
Diverted	1	-	-	1 100.00%	-	-	-	-	-	-	-	-	-
	311	11	104	306	133	4	-	-	103	1	-	-	33

27A.460 (2) Percentages of fines, imprisonment, or other penalty assessment;

\* Percentages are based on total sentence records per category (convicted, acquitted...etc)

\* There can be multiple sentence conditions to a single charge.

**ADMINISTRATIVE OFFICE OF THE COURTS**

Research & Statistics

**Annual Report FY 2016**

**Circuit Court - "Felony" Criminal Cases**

**MARSHALL**

Plea Type	27A.460 - (5), (6)	GUILTY	NOT GUILTY	UNKNOWN PLEA TYPE	Total
		Felony Charges	Original_Plea 47 7.47%	544 86.49%	38 6.04%
	Final_Plea	394 62.64%	197 31.32%	38 6.04%	629 100.00%
Felony amended to Non-Felony	Original_Plea	- 0.00%	21 95.45%	1 4.55%	22 100.00%
	Final_Plea	1 4.55%	20 90.91%	1 4.55%	22 100.00%

27A.460 (5) Percentage of pleas as charges;  
27A.460 (6) Percentage of pleas to reduce charges;

Cases can have multiple charges which are heard either by a court trial, jury trial, no trial or by a combination of trial types. Depending upon the seriousness of the offense and the consequences of a guilty verdict, defendants in criminal cases have the constitutional right to a jury of their peers. In a jury trial, the Judge decides questions of law, and the jury decides whether the defendant is guilty or not guilty on each of the offense(s) charged. In a court trial, the judge decides questions of law and decides if guilty or not guilty on each offense(s) charges. The cases are categorized by how all the charges within the case were disposed. If all charges were disposed by the same trial type, it's counted in the separate category, otherwise, it's counted within the "Mixed Trial" category. If a charge had a nothing entered or it had "no trial" it's counted in the "No Trial" category.

Cases by Trial Type	27A.460 - (7), (8), (9), (10)	NO TRIAL	Total
Felony Amended Down to Non-Felony		18 100.00%	18 100.00%
Felony Charges		286 100.00%	286 100.00%
Felony Convictions		149 100.00%	149 100.00%

27A.460 (7) Percentage of disposition to guilty as charged by trial;  
27A.460 (8) Percentage of those found guilty of lesser charge by trial;  
27A.460 (9) Percentage of cases where jury trial taken;  
27A.460 (10) Percentage of trials which are bench (court) trials; and

Shock Probation by Disposition Type	27A.440 (3b)	DENIED	GRANTED	Total
		0026090 SHOCK PROBATION IN FELONY CONVICTIONS	54 83.08%	11 16.92%

27A.440 (3) Cases in which shock probation has been granted:  
(b) Extracted data on shock probation shall be placed in the annual report of the Administrative Office of the Courts.

**ADMINISTRATIVE OFFICE OF THE COURTS**

Research & Statistics

**Annual Report FY 2016**

**Circuit Court - "Felony" Criminal Cases**

**MARSHALL**

**Youthful Offenders**

Note: Per statute 635.020 (7) If a person who is eighteen (18) or older and before the court is charged with a felony that occurred prior to his eighteenth birthday, the court shall, upon motion of the county attorney made prior to adjudication, and after the county attorney has consulted with the Commonwealth's attorney, that the child be proceeded against as a youthful offender, proceed in accordance with the provisions of KRS 640.010.

The youthful offender data is pulled by looking at the circuit criminal cases with defendant's age calculated from date of birth to the case filing date, which is under 18, however, those eighteen(18) or older may not be accounted.

There were 1 felony level offenses and 0 non-felony level offenses disposed within 1 circuit criminal cases during the fiscal year. Non-felony offenses include misdemeanor, violation, local ordinance or other level offense(s) within those cases.

27A.460 - (11)	Charges	Cases
Felony	1	1
Felony amended to Non-Felony	-	

**27A.460 (11) The number of juvenile offenders tried as an adult.**

Of the 1 felony level offenses disposed within the youthful offender cases, (%) charges were convicted.

**Youthful Offender**

	Dismissal	Total
Felony Charges by Disposition Type	1 100.00%	1 100.00%

ADMINISTRATIVE OFFICE OF THE COURTS

Research & Statistics

Annual Report FY 2016

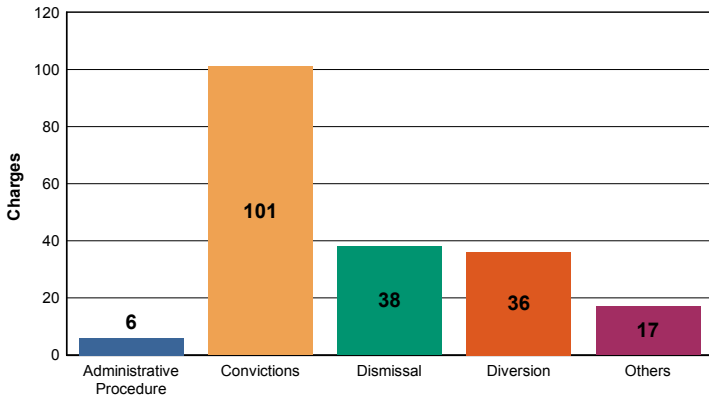
Circuit Court - "Felony" Criminal Cases

MARTIN

Of those 198 felony offenses, 101 (51.01%) were convicted; were acquitted (%); and 38 (19.19%) were dismissed.

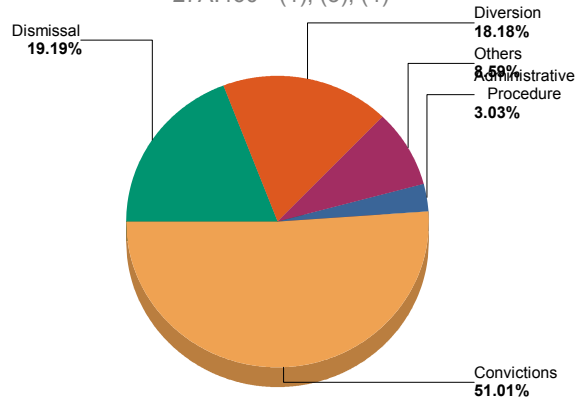
Felony Charges by Disposition Type

27A.460 - (1), (3), (4)



Percent of Charges by Disposition Type

27A.460 - (1), (3), (4)



27A.460 (1) Conviction percentages;

27A.460 (3) Percentage of acquittals;

27A.460(4) Percentage of dismissals;

\* "Others" disposition type include: Denied, Extradition, Grand Jury, Granted, Hung Jury, Merged, Mistrial, No Action Taken By Grand Jury, Other, Pardon - Prior to Adjudication Only, Peace Bond, Remanded, Set Aside/Voided, Sealed Records, Transfer, Drug Court Transfer, Vacated Judgment

Felony Charges Convicted by Disposition Type	GUILTY	Total
	101	101
	100.00%	100.00%

27A.460 - (2)	Sentence Records	Jail or Prison Conditionally Discharged	Jail or Prison Suspended	Jail or Prison Time > 0	Net Costs > \$0.00	Net Fines > \$0.00	Net Home Incarceration Time	Net Home Incarceration Time Suspended	Net Probation Time Supervised	Net Probation Time Unsupervised	Net Suspended Costs > \$0.00	Net Suspended Fines > \$0.00	Other Conditions
Convicted	101	29 28.71%	5 4.95%	101 100.00%	61 60.40%	-	-	-	34 33.66%	-	-	-	37 36.63%
Dismissed	2	2 100.00%	-	2 100.00%	2 100.00%	-	-	-	1 50.00%	-	-	-	-
Diverted	35	35 100.00%	-	35 100.00%	29 82.86%	-	-	-	28 80.00%	5 14.29%	-	-	15 42.86%
	138	66	5	138	92	-	-	-	63	5	-	-	52

27A.460 (2) Percentages of fines, imprisonment, or other penalty assessment;

\* Percentages are based on total sentence records per category (convicted, acquitted...etc)

\* There can be multiple sentence conditions to a single charge.

**ADMINISTRATIVE OFFICE OF THE COURTS**

Research & Statistics

**Annual Report FY 2016**

**Circuit Court - "Felony" Criminal Cases**

**MARTIN**

Plea Type	27A.460 - (5), (6)	GUILTY	NOT GUILTY	UNKNOWN PLEA TYPE	Total
		Felony Charges	Original_Plea	-	139
		0.00%	70.20%	29.80%	100.00%
	Final_Plea	139	-	59	198
		70.20%	0.00%	29.80%	100.00%
Felony amended to Non-Felony	Original_Plea	-	-	13	13
		0.00%	0.00%	100.00%	100.00%
	Final_Plea	-	-	13	13
		0.00%	0.00%	100.00%	100.00%

*27A.460 (5) Percentage of pleas as charges;*

*27A.460 (6) Percentage of pleas to reduce charges;*

Cases can have multiple charges which are heard either by a court trial, jury trial, no trial or by a combination of trial types. Depending upon the seriousness of the offense and the consequences of a guilty verdict, defendants in criminal cases have the constitutional right to a jury of their peers. In a jury trial, the Judge decides questions of law, and the jury decides whether the defendant is guilty or not guilty on each of the offense(s) charged. In a court trial, the judge decides questions of law and decides if guilty or not guilty on each offense(s) charges. The cases are categorized by how all the charges within the case were disposed. If all charges were disposed by the same trial type, it's counted in the separate category, otherwise, it's counted within the "Mixed Trial" category. If a charge had a nothing entered or it had "no trial" it's counted in the "No Trial" category.

Cases by Trial Type	27A.460 - (7), (8), (9), (10)	NO TRIAL	Total
Felony Amended Down to Non-Felony		13	13
		100.00%	100.00%
Felony Charges		120	120
		100.00%	100.00%
Felony Convictions		64	64
		100.00%	100.00%

*27A.460 (7) Percentage of disposition to guilty as charged by trial;*

*27A.460 (8) Percentage of those found guilty of lesser charge by trial;*

*27A.460 (9) Percentage of cases where jury trial taken;*

*27A.460 (10) Percentage of trials which are bench (court) trials; and*

ADMINISTRATIVE OFFICE OF THE COURTS

Research & Statistics

Annual Report FY 2016

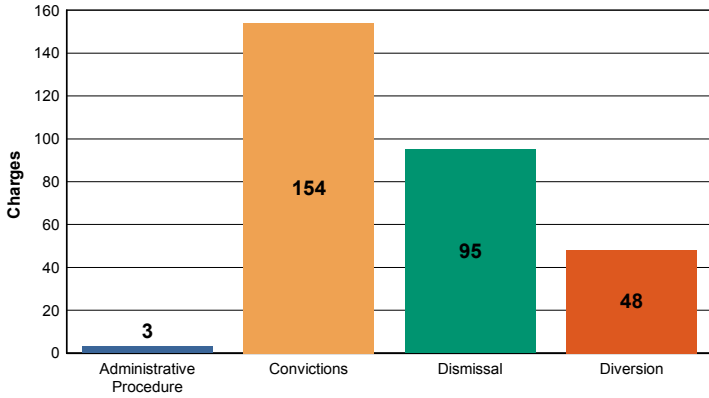
Circuit Court - "Felony" Criminal Cases

MASON

Of those 300 felony offenses, 154 (51.33%) were convicted; were acquitted (%); and 95 (31.67%) were dismissed.

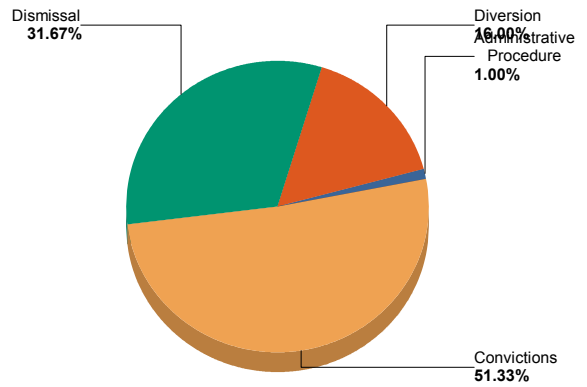
Felony Charges by Disposition Type

27A.460 - (1), (3), (4)



Percent of Charges by Disposition Type

27A.460 - (1), (3), (4)



27A.460 (1) Conviction percentages;

27A.460 (3) Percentage of acquittals;

27A.460(4) Percentage of dismissals;

\* "Others" disposition type include: Denied, Extradition, Grand Jury, Granted, Hung Jury, Merged, Mistrial, No Action Taken By Grand Jury, Other, Pardon - Prior to Adjudication Only, Peace Bond, Remanded, Set Aside/Voided, Sealed Records, Transfer, Drug Court Transfer, Vacated Judgment

Felony Charges Convicted by Disposition Type	ENHANCED	GUILTY	PRE-PAYABLE CITATION - PAID	Total
	1	152	1	154
	0.65%	98.70%	0.65%	100.00%

27A.460 - (2)	Sentence Records	Jail or Prison Conditionally Discharged	Jail or Prison Suspended	Jail or Prison Time > 0	Net Costs > \$0.00	Net Fines > \$0.00	Net Home Incarceration Time	Net Home Incarceration Time Suspended	Net Probation Time Supervised	Net Probation Time Unsupervised	Net Suspended Costs > \$0.00	Net Suspended Fines > \$0.00	Other Conditions
Convicted	153	-	13	152	89	6	-	-	13	-	-	-	57
			8.50%	99.35%	58.17%	3.92%			8.50%				37.25%
Diverted	1	-	1	1	-	-	-	-	-	-	-	-	-
			100.00%	100.00%									
	154	-	14	153	89	6	-	-	13	-	-	-	57

27A.460 (2) Percentages of fines, imprisonment, or other penalty assessment;

\* Percentages are based on total sentence records per category (convicted, acquitted...etc)

\* There can be multiple sentence conditions to a single charge.

**ADMINISTRATIVE OFFICE OF THE COURTS**

Research & Statistics

**Annual Report FY 2016**

**Circuit Court - "Felony" Criminal Cases**

**MASON**

Plea Type	27A.460 - (5), (6)	GUILTY	NOT GUILTY	UNKNOWN PLEA TYPE	Total
		Felony Charges	Original_Plea 24 8.00%	256 85.33%	20 6.67%
	Final_Plea	197 65.67%	83 27.67%	20 6.67%	300 100.00%
Felony amended to Non-Felony	Original_Plea	- 0.00%	30 100.00%	- 0.00%	30 100.00%
	Final_Plea	- 0.00%	30 100.00%	- 0.00%	30 100.00%

27A.460 (5) Percentage of pleas as charges;  
27A.460 (6) Percentage of pleas to reduce charges;

Cases can have multiple charges which are heard either by a court trial, jury trial, no trial or by a combination of trial types. Depending upon the seriousness of the offense and the consequences of a guilty verdict, defendants in criminal cases have the constitutional right to a jury of their peers. In a jury trial, the Judge decides questions of law, and the jury decides whether the defendant is guilty or not guilty on each of the offense(s) charged. In a court trial, the judge decides questions of law and decides if guilty or not guilty on each offense(s) charges. The cases are categorized by how all the charges within the case were disposed. If all charges were disposed by the same trial type, it's counted in the separate category, otherwise, it's counted within the "Mixed Trial" category. If a charge had a nothing entered or it had "no trial" it's counted in the "No Trial" category.

Cases by Trial Type	27A.460 - (7), (8), (9), (10)		
	JURY TRIAL	NO TRIAL	Total
Felony Amended Down to Non-Felony	1 3.45%	28 96.55%	29 100.00%
Felony Charges	-	173 100.00%	173 100.00%
Felony Convictions	-	114 100.00%	114 100.00%

27A.460 (7) Percentage of disposition to guilty as charged by trial;  
27A.460 (8) Percentage of those found guilty of lesser charge by trial;  
27A.460 (9) Percentage of cases where jury trial taken;  
27A.460 (10) Percentage of trials which are bench (court) trials; and

Shock Probation by Disposition Type	27A.440 (3b)				
	DENIED	GRANTED	GUILTY	WITHDRAWN	Total
0026090 SHOCK PROBATION IN FELONY CONVICTIONS	69 79.31%	11 12.64%	1 1.15%	2 2.30%	83 95.4023%
0026100 SHOCK PROBATION IN MISDEMEANOR CONVICTIONS	2 2.30%	2 2.30%	-	-	4 4.5978%

27A.440 (3) Cases in which shock probation has been granted:  
(b) Extracted data on shock probation shall be placed in the annual report of the Administrative Office of the Courts.



ADMINISTRATIVE OFFICE OF THE COURTS

Research & Statistics

Annual Report FY 2016

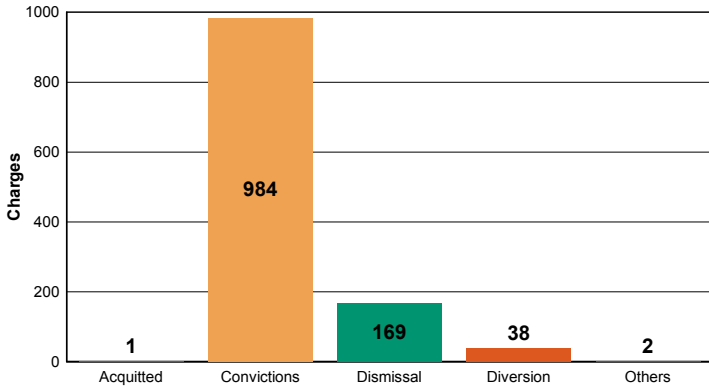
Circuit Court - "Felony" Criminal Cases

MASON

Of those 1,194 felony offenses, 984 (82.41%) were convicted; 1 were acquitted (0.08%); and 169 (14.15%) were dismissed.

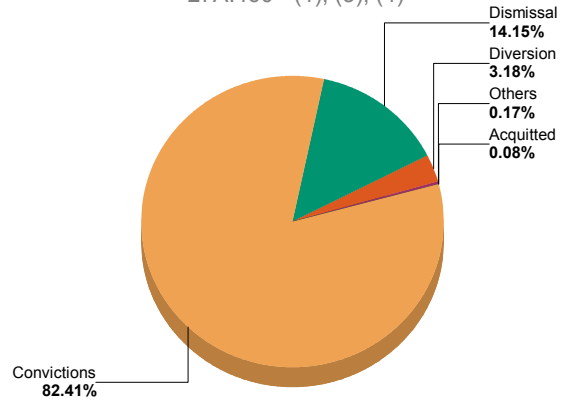
Felony Charges by Disposition Type

27A.460 - (1), (3), (4)



Percent of Charges by Disposition Type

27A.460 - (1), (3), (4)



27A.460 (1) Conviction percentages;

27A.460 (3) Percentage of acquittals;

27A.460(4) Percentage of dismissals;

\* "Others" disposition type include: Denied, Extradition, Grand Jury, Granted, Hung Jury, Merged, Mistrial, No Action Taken By Grand Jury, Other, Pardon - Prior to Adjudication Only, Peace Bond, Remanded, Set Aside/Voided, Sealed Records, Transfer, Drug Court Transfer, Vacated Judgment

Felony Charges Convicted by Disposition Type	ENHANCED	GUILTY	Total
	11	973	984
	1.12%	98.88%	100.00%

27A.460 - (2)	Sentence Records	Jail or Prison Conditionally Discharged	Jail or Prison Suspended	Jail or Prison Time > 0	Net Costs > \$0.00	Net Fines > \$0.00	Net Home Incarceration Time	Net Home Incarceration Time Suspended	Net Probation Time Supervised	Net Probation Time Unsupervised	Net Suspended Costs > \$0.00	Net Suspended Fines > \$0.00	Other Conditions
Convicted	982	270	191	982	390	18	-	-	392	5	-	-	208
		27.49%	19.45%	100.00%	39.71%	1.83%			39.92%	0.51%			21.18%
Diverted	23	3	4	8	18	-	-	-	-	-	-	-	1
		13.04%	17.39%	34.78%	78.26%								4.35%
	1,005	273	195	990	408	18	-	-	392	5	-	-	209

27A.460 (2) Percentages of fines, imprisonment, or other penalty assessment;

\* Percentages are based on total sentence records per category (convicted, acquitted...etc)

\* There can be multiple sentence conditions to a single charge.

**ADMINISTRATIVE OFFICE OF THE COURTS**

Research & Statistics

**Annual Report FY 2016**

**Circuit Court - "Felony" Criminal Cases**

**MCCRACKEN**

Plea Type	27A.460 - (5), (6)	GUILTY	NOT GUILTY	UNKNOWN PLEA TYPE	Total
Felony Charges	Original_Plea	118 9.88%	870 72.86%	206 17.25%	1,194 100.00%
	Final_Plea	977 81.83%	11 0.92%	206 17.25%	1,194 100.00%
Felony amended to Non-Felony	Original_Plea	-	1 0.89%	111 99.11%	112 100.00%
	Final_Plea	1 0.89%	-	111 99.11%	112 100.00%

27A.460 (5) Percentage of pleas as charges;  
27A.460 (6) Percentage of pleas to reduce charges;

Cases can have multiple charges which are heard either by a court trial, jury trial, no trial or by a combination of trial types. Depending upon the seriousness of the offense and the consequences of a guilty verdict, defendants in criminal cases have the constitutional right to a jury of their peers. In a jury trial, the Judge decides questions of law, and the jury decides whether the defendant is guilty or not guilty on each of the offense(s) charged. In a court trial, the judge decides questions of law and decides if guilty or not guilty on each offense(s) charges. The cases are categorized by how all the charges within the case were disposed. If all charges were disposed by the same trial type, it's counted in the separate category, otherwise, it's counted within the "Mixed Trial" category. If a charge had a nothing entered or it had "no trial" it's counted in the "No Trial" category.

Cases by Trial Type	27A.460 - (7), (8), (9), (10)	JURY TRIAL	NO TRIAL	Total
Felony Amended Down to Non-Felony		-	101 100.00%	101 100.00%
Felony Charges		2 0.33%	611 99.67%	613 100.00%
Felony Convictions		1 0.19%	515 99.81%	516 100.00%

27A.460 (7) Percentage of disposition to guilty as charged by trial;  
27A.460 (8) Percentage of those found guilty of lesser charge by trial;  
27A.460 (9) Percentage of cases where jury trial taken;  
27A.460 (10) Percentage of trials which are bench (court) trials; and

Shock Probation by Disposition Type	27A.440 (3b)	DENIED	GRANTED	Total
0026090 SHOCK PROBATION IN FELONY CONVICTIONS		7 12.28%	49 85.96%	56 98.2456%
0026100 SHOCK PROBATION IN MISDEMEANOR CONVICTIONS		-	1 1.75%	1 1.7544%

27A.440 (3) Cases in which shock probation has been granted:  
(b) Extracted data on shock probation shall be placed in the annual report of the Administrative Office of the Courts.

**ADMINISTRATIVE OFFICE OF THE COURTS**

Research & Statistics

**Annual Report FY 2016**

**Circuit Court - "Felony" Criminal Cases**

**MCCRACKEN**

**Youthful Offenders**

Note: Per statute 635.020 (7) If a person who is eighteen (18) or older and before the court is charged with a felony that occurred prior to his eighteenth birthday, the court shall, upon motion of the county attorney made prior to adjudication, and after the county attorney has consulted with the Commonwealth's attorney, that the child be proceeded against as a youthful offender, proceed in accordance with the provisions of KRS 640.010.

The youthful offender data is pulled by looking at the circuit criminal cases with defendant's age calculated from date of birth to the case filing date, which is under 18, however, those eighteen(18) or older may not be accounted.

There were 9 felony level offenses and 0 non-felony level offenses disposed within 4 circuit criminal cases during the fiscal year. Non-felony offenses include misdemeanor, violation, local ordinance or other level offense(s) within those cases.

27A.460 - (11)		Charges	Cases
Felony		9	4
Felony amended to Non-Felony		-	

**27A.460 (11) The number of juvenile offenders tried as an adult.**

Of the 9 felony level offenses disposed within the youthful offender cases, 7 (77.78%) charges were convicted.

<b>Youthful Offender</b>	Convictions	Dismissal	Total
Felony Charges by Disposition Type	7 77.78%	2 22.22%	9 100.00%

<b>Youthful Offender</b>	GUILTY	Total
Felony Charges Convicted by Disposition Type	7 100.00%	7 100.00%

ADMINISTRATIVE OFFICE OF THE COURTS

Research & Statistics

Annual Report FY 2016

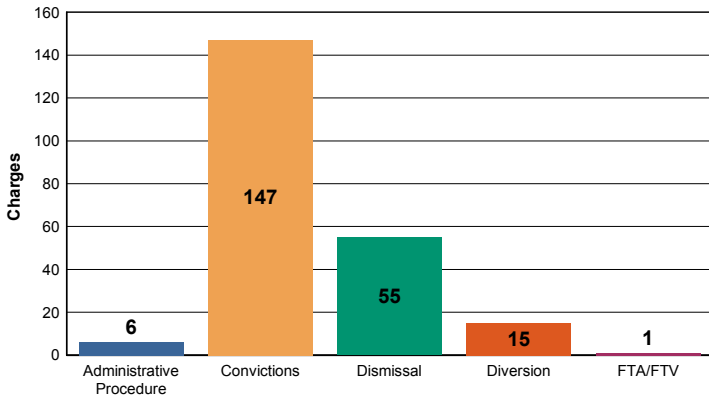
Circuit Court - "Felony" Criminal Cases

MCCREARY

Of those 224 felony offenses, 147 (65.63%) were convicted; were acquitted (%); and 55 (24.55%) were dismissed.

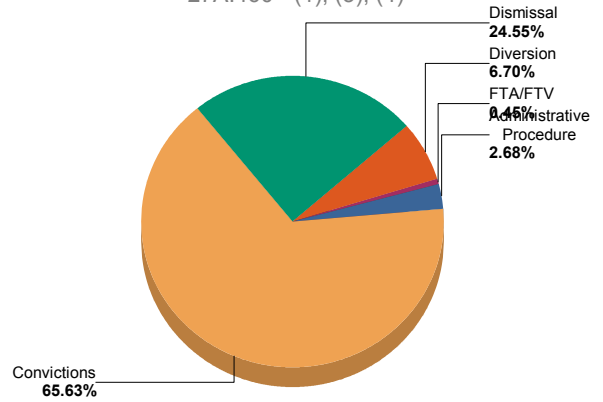
Felony Charges by Disposition Type

27A.460 - (1), (3), (4)



Percent of Charges by Disposition Type

27A.460 - (1), (3), (4)



27A.460 (1) Conviction percentages;

27A.460 (3) Percentage of acquittals;

27A.460(4) Percentage of dismissals;

\* "Others" disposition type include: Denied, Extradition, Grand Jury, Granted, Hung Jury, Merged, Mistrial, No Action Taken By Grand Jury, Other, Pardon - Prior to Adjudication Only, Peace Bond, Remanded, Set Aside/Voided, Sealed Records, Transfer, Drug Court Transfer, Vacated Judgment

	GUILTY	Total
Felony Charges Convicted by Disposition Type	147 100.00%	147 100.00%

27A.460 - (2)	Sentence Records	Jail or Prison Conditionally Discharged	Jail or Prison Suspended	Jail or Prison Time > 0	Net Costs > \$0.00	Net Fines > \$0.00	Net Home Incarceration Time	Net Home Incarceration Time Suspended	Net Probation Time Supervised	Net Probation Time Unsupervised	Net Suspended Costs > \$0.00	Net Suspended Fines > \$0.00	Other Conditions
Convicted	151	-	97 64.24%	148 98.01%	101 66.89%	-	-	-	97 64.24%	-	-	-	140 92.72%
Dismissed	5	4 80.00%	1 20.00%	5 100.00%	5 100.00%	-	-	-	1 20.00%	3 60.00%	-	-	3 60.00%
	156	4	98	153	106	-	-	-	98	3	-	-	143

27A.460 (2) Percentages of fines, imprisonment, or other penalty assessment;

\* Percentages are based on total sentence records per category (convicted, acquitted...etc)

\* There can be multiple sentence conditions to a single charge.

**ADMINISTRATIVE OFFICE OF THE COURTS**

Research & Statistics

**Annual Report FY 2016**

**Circuit Court - "Felony" Criminal Cases**

**MCCREARY**

Plea Type	27A.460 - (5), (6)	GUILTY	NOT GUILTY	UNKNOWN PLEA TYPE	Total
		Felony Charges	Original_Plea	-	62
		0.00%	27.68%	72.32%	100.00%
	Final_Plea	62	-	162	224
		27.68%	0.00%	72.32%	100.00%
Felony amended to Non-Felony	Original_Plea	1	-	10	11
		9.09%	0.00%	90.91%	100.00%
	Final_Plea	1	-	10	11
		9.09%	0.00%	90.91%	100.00%

27A.460 (5) Percentage of pleas as charges;  
 27A.460 (6) Percentage of pleas to reduce charges;

Cases can have multiple charges which are heard either by a court trial, jury trial, no trial or by a combination of trial types. Depending upon the seriousness of the offense and the consequences of a guilty verdict, defendants in criminal cases have the constitutional right to a jury of their peers. In a jury trial, the Judge decides questions of law, and the jury decides whether the defendant is guilty or not guilty on each of the offense(s) charged. In a court trial, the judge decides questions of law and decides if guilty or not guilty on each offense(s) charges. The cases are categorized by how all the charges within the case were disposed. If all charges were disposed by the same trial type, it's counted in the separate category, otherwise, it's counted within the "Mixed Trial" category. If a charge had a nothing entered or it had "no trial" it's counted in the "No Trial" category.

Cases by Trial Type	27A.460 - (7), (8), (9), (10)	NO TRIAL	Total
Felony Amended Down to Non-Felony		8	8
		100.00%	100.00%
Felony Charges		142	142
		100.00%	100.00%
Felony Convictions		100	100
		100.00%	100.00%

27A.460 (7) Percentage of disposition to guilty as charged by trial;  
 27A.460 (8) Percentage of those found guilty of lesser charge by trial;  
 27A.460 (9) Percentage of cases where jury trial taken;  
 27A.460 (10) Percentage of trials which are bench (court) trials; and

Shock Probation by Disposition Type	27A.440 (3b)	DENIED	GRANTED	OTHER	Total
		0026090 SHOCK PROBATION IN FELONY CONVICTIONS	23	1	3
		85.19%	3.70%	11.11%	100.0000%

27A.440 (3) Cases in which shock probation has been granted:  
 (b) Extracted data on shock probation shall be placed in the annual report of the Administrative Office of the Courts.

ADMINISTRATIVE OFFICE OF THE COURTS

Research & Statistics

Annual Report FY 2016

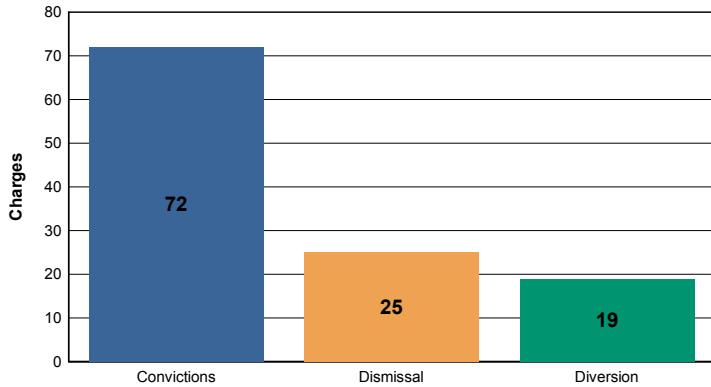
Circuit Court - "Felony" Criminal Cases

MCCREARY

Of those 116 felony offenses, 72 (62.07%) were convicted; were acquitted (%); and 25 (21.55%) were dismissed.

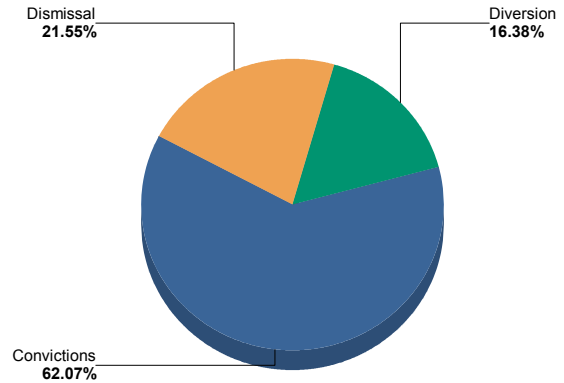
Felony Charges by Disposition Type

27A.460 - (1), (3), (4)



Percent of Charges by Disposition Type

27A.460 - (1), (3), (4)



27A.460 (1) Conviction percentages;

27A.460 (3) Percentage of acquittals;

27A.460(4) Percentage of dismissals;

\* "Others" disposition type include: Denied, Extradition, Grand Jury, Granted, Hung Jury, Merged, Mistrial, No Action Taken By Grand Jury, Other, Pardon - Prior to Adjudication Only, Peace Bond, Remanded, Set Aside/Voided, Sealed Records, Transfer, Drug Court Transfer, Vacated Judgment

Felony Charges Convicted by Disposition Type	ENHANCED	GUILTY	Total
	5 6.94%	67 93.06%	72 100.00%

27A.460 - (2)	Sentence Records	Jail or Prison Conditionally Discharged	Jail or Prison Suspended	Jail or Prison Time > 0	Net Costs > \$0.00	Net Fines > \$0.00	Net Home Incarceration Time	Net Home Incarceration Time Suspended	Net Probation Time Supervised	Net Probation Time Unsupervised	Net Suspended Costs > \$0.00	Net Suspended Fines > \$0.00	Other Conditions
Convicted	67		15 22.39%	67 100.00%	42 62.69%				14 20.90%				
Dismissed	10			7 70.00%	7 70.00%								
Diverted	19	1 5.26%		8 42.11%	15 78.95%	1 5.26%							
	96	1	15	82	64	1			14				

27A.460 (2) Percentages of fines, imprisonment, or other penalty assessment;

\* Percentages are based on total sentence records per category (convicted, acquitted...etc)

\* There can be multiple sentence conditions to a single charge.

**ADMINISTRATIVE OFFICE OF THE COURTS**

Research & Statistics

**Annual Report FY 2016**

**Circuit Court - "Felony" Criminal Cases**

**MCLEAN**

Plea Type		27A.460 - (5), (6)		GUILTY	NOT GUILTY	Total
Felony Charges	Original_Plea	<b>30</b>	<b>86</b>	<b>116</b>		
		25.86%	74.14%	100.00%		
Felony amended to Non-Felony	Final_Plea	<b>101</b>	<b>15</b>	<b>116</b>		
		87.07%	12.93%	100.00%		
	Original_Plea	-	<b>4</b>	<b>4</b>		
		0.00%	100.00%	100.00%		
	Final_Plea	-	<b>4</b>	<b>4</b>		
		0.00%	100.00%	100.00%		

27A.460 (5) Percentage of pleas as charges;

27A.460 (6) Percentage of pleas to reduce charges;

Cases can have multiple charges which are heard either by a court trial, jury trial, no trial or by a combination of trial types. Depending upon the seriousness of the offense and the consequences of a guilty verdict, defendants in criminal cases have the constitutional right to a jury of their peers. In a jury trial, the Judge decides questions of law, and the jury decides whether the defendant is guilty or not guilty on each of the offense(s) charged. In a court trial, the judge decides questions of law and decides if guilty or not guilty on each offense(s) charges. The cases are categorized by how all the charges within the case were disposed. If all charges were disposed by the same trial type, it's counted in the separate category, otherwise, it's counted within the "Mixed Trial" category. If a charge had a nothing entered or it had "no trial" it's counted in the "No Trial" category.

Cases by Trial Type	27A.460 - (7), (8), (9), (10)		NO TRIAL	Total
Felony Amended Down to Non-Felony	<b>4</b>	<b>4</b>		
	100.00%	100.00%		
Felony Charges	<b>74</b>	<b>74</b>		
	100.00%	100.00%		
Felony Convictions	<b>45</b>	<b>45</b>		
	100.00%	100.00%		

27A.460 (7) Percentage of disposition to guilty as charged by trial;

27A.460 (8) Percentage of those found guilty of lesser charge by trial;

27A.460 (9) Percentage of cases where jury trial taken;

27A.460 (10) Percentage of trials which are bench (court) trials; and

**Shock Probation by  
Disposition Type**

27A.440 (3b)

	DENIED	GRANTED	Total
0026090 SHOCK PROBATION IN FELONY CONVICTIONS	<b>28</b>	<b>5</b>	<b>33</b>
	84.85%	15.15%	100.0000%

27A.440 (3) Cases in which shock probation has been granted:

(b) Extracted data on shock probation shall be placed in the annual report of the Administrative Office of the Courts.

ADMINISTRATIVE OFFICE OF THE COURTS

Research & Statistics

Annual Report FY 2016

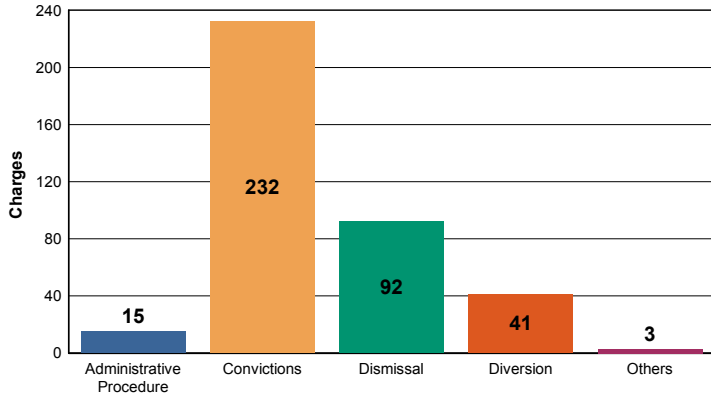
Circuit Court - "Felony" Criminal Cases

MCLEAN

Of those 383 felony offenses, 232 (60.57%) were convicted; were acquitted (%); and 92 (24.02%) were dismissed.

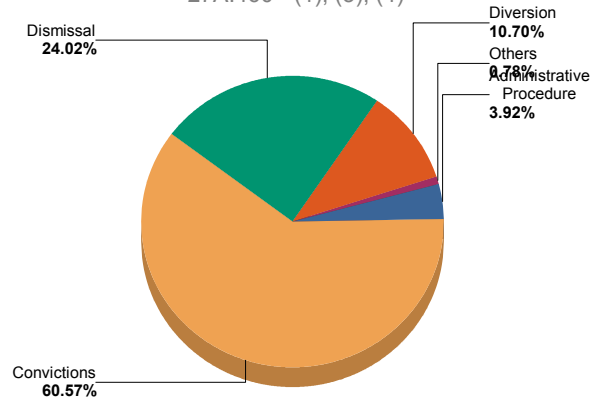
**Felony Charges by Disposition Type**

27A.460 - (1), (3), (4)



**Percent of Charges by Disposition Type**

27A.460 - (1), (3), (4)



27A.460 (1) Conviction percentages;

27A.460 (3) Percentage of acquittals;

27A.460(4) Percentage of dismissals;

\* "Others" disposition type include: Denied, Extradition, Grand Jury, Granted, Hung Jury, Merged, Mistrial, No Action Taken By Grand Jury, Other, Pardon - Prior to Adjudication Only, Peace Bond, Remanded, Set Aside/Voided, Sealed Records, Transfer, Drug Court Transfer, Vacated Judgment

	ENHANCED	GUILTY	Total
Felony Charges Convicted by Disposition Type	12 5.17%	220 94.83%	232 100.00%



**ADMINISTRATIVE OFFICE OF THE COURTS**

Research & Statistics

**Annual Report FY 2016**

**Circuit Court - "Felony" Criminal Cases**

**MEADE**

27A.460 - (2)	Sentence Records	Jail or Prison Conditionally Discharged	Jail or Prison Suspended	Jail or Prison Time > 0	Net Costs > \$0.00	Net Fines > \$0.00	Net Home Incarceration Time	Net Home Incarceration Time Suspended	Net Probation Time Supervised	Net Probation Time Unsupervised	Net Suspended Costs > \$0.00	Net Suspended Fines > \$0.00	Other Conditions
AP	1	-	-	-	1	100.00%	-	-	-	-	-	-	-
Convicted	218	-	44	218	141	64.68%	-	-	37	7	-	-	3
			20.18%	100.00%		43.12%			16.97%	3.21%			1.38%
Dismissed	4	-	-	-	3	75.00%	1	-	-	-	1	1	-
						25.00%					25.00%	25.00%	
Diverted	31	-	-	-	31	100.00%	-	-	-	-	-	-	1
													3.23%
	254	-	44	218	176		95	-	-	37	7	1	1
													4

**27A.460 (2) Percentages of fines, imprisonment, or other penalty assessment;**

\* Percentages are based on total sentence records per category (convicted, acquitted...etc)

\* There can be multiple sentence conditions to a single charge.

Plea Type	27A.460 - (5), (6)	GUILTY	NOT GUILTY	UNKNOWN PLEA TYPE	Total
		Felony Charges	Original_Plea	-	280
		0.00%	73.11%	26.89%	100.00%
	Final_Plea	280	-	103	383
		73.11%	0.00%	26.89%	100.00%
Felony amended to Non-Felony	Original_Plea	-	2	19	21
		0.00%	9.52%	90.48%	100.00%
	Final_Plea	2	-	19	21
		9.52%	0.00%	90.48%	100.00%

**27A.460 (5) Percentage of pleas as charges;**

**27A.460 (6) Percentage of pleas to reduce charges;**

Cases can have multiple charges which are heard either by a court trial, jury trial, no trial or by a combination of trial types. Depending upon the seriousness of the offense and the consequences of a guilty verdict, defendants in criminal cases have the constitutional right to a jury of their peers. In a jury trial, the Judge decides questions of law, and the jury decides whether the defendant is guilty or not guilty on each of the offense(s) charged. In a court trial, the judge decides questions of law and decides if guilty or not guilty on each offense(s) charges. The cases are categorized by how all the charges within the case were disposed. If all charges were disposed by the same trial type, it's counted in the separate category, otherwise, it's counted within the "Mixed Trial" category. If a charge had a nothing entered or it had "no trial" it's counted in the "No Trial" category.

Cases by Trial Type	27A.460 - (7), (8), (9), (10)	JURY TRIAL	NO TRIAL	Total
Felony Amended Down to Non-Felony		-	17	17
			100.00%	100.00%
Felony Charges		2	233	235
		0.85%	99.57%	100.43%
Felony Convictions		2	147	149
		1.34%	98.66%	100.00%

**27A.460 (7) Percentage of disposition to guilty as charged by trial;**

**27A.460 (8) Percentage of those found guilty of lesser charge by trial;**

**27A.460 (9) Percentage of cases where jury trial taken;**

**27A.460 (10) Percentage of trials which are bench (court) trials; and**

ADMINISTRATIVE OFFICE OF THE COURTS

Research & Statistics

Annual Report FY 2016

Circuit Court - "Felony" Criminal Cases

MEADE

Shock Probation by  
Disposition Type

27A.440 (3b)

	DENIED	GRANTED	GUILTY	Total
0026090 SHOCK PROBATION IN FELONY CONVICTIONS	47 57.32%	34 41.46%	1 1.22%	82 100.0000%

27A.440 (3) Cases in which shock probation has been granted:

(b) Extracted data on shock probation shall be placed in the annual report of the Administrative Office of the Courts.

ADMINISTRATIVE OFFICE OF THE COURTS

Research & Statistics

Annual Report FY 2016

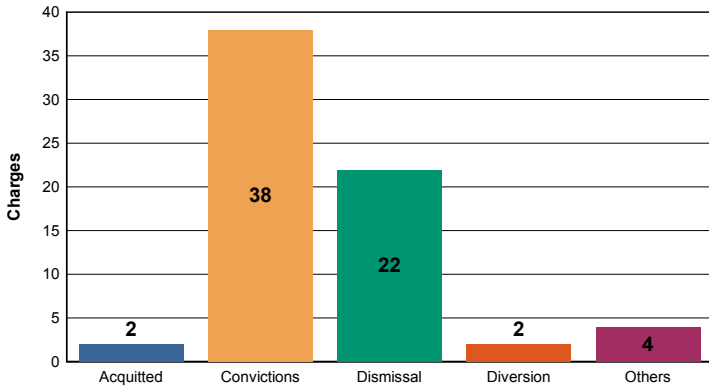
Circuit Court - "Felony" Criminal Cases

**MENIFEE**

Of those 68 felony offenses, 38 (55.88%) were convicted; 2 were acquitted (2.94%); and 22 (32.35%) were dismissed.

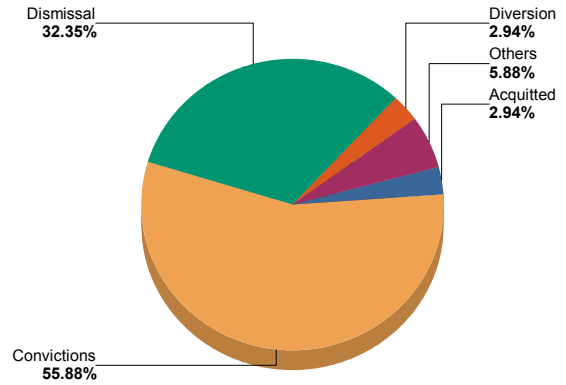
**Felony Charges by Disposition Type**

27A.460 - (1), (3), (4)



**Percent of Charges by Disposition Type**

27A.460 - (1), (3), (4)



27A.460 (1) Conviction percentages;

27A.460 (3) Percentage of acquittals;

27A.460(4) Percentage of dismissals;

\* "Others" disposition type include: Denied, Extradition, Grand Jury, Granted, Hung Jury, Merged, Mistrial, No Action Taken By Grand Jury, Other, Pardon - Prior to Adjudication Only, Peace Bond, Remanded, Set Aside/Voided, Sealed Records, Transfer, Drug Court Transfer, Vacated Judgment

Felony Charges Convicted by Disposition Type	ENHANCED	GUILTY	Total
	3 7.89%	35 92.11%	38 100.00%

27A.460 - (2)	Sentence Records	Jail or Prison Conditionally Discharged	Jail or Prison Suspended	Jail or Prison Time > 0	Net Costs > \$0.00	Net Fines > \$0.00	Net Home Incarceration Time	Net Home Incarceration Time Suspended	Net Probation Time Supervised	Net Probation Time Unsupervised	Net Suspended Costs > \$0.00	Net Suspended Fines > \$0.00	Other Conditions
Convicted	35		13 37.14%	35 100.00%	16 45.71%				13 37.14%				14 40.00%
Dismissed	3		3 100.00%	3 100.00%					3 100.00%				
Diverted	1		1 100.00%	1 100.00%									1 100.00%
	39		17	39	16				16				15

27A.460 (2) Percentages of fines, imprisonment, or other penalty assessment;

\* Percentages are based on total sentence records per category (convicted, acquitted...etc)

\* There can be multiple sentence conditions to a single charge.

**ADMINISTRATIVE OFFICE OF THE COURTS**

Research & Statistics

**Annual Report FY 2016**

**Circuit Court - "Felony" Criminal Cases**

**MENIFEE**

Plea Type	27A.460 - (5), (6)	GUILTY	NOT GUILTY	UNKNOWN PLEA TYPE	Total
		Felony Charges	Original_Plea	7 10.29%	3 4.41%
	Final_Plea	7 10.29%	3 4.41%	58 85.29%	68 100.00%
Felony amended to Non-Felony	Original_Plea	-	-	7 100.00%	7 100.00%
	Final_Plea	-	-	7 100.00%	7 100.00%

27A.460 (5) Percentage of pleas as charges;  
27A.460 (6) Percentage of pleas to reduce charges;

Cases can have multiple charges which are heard either by a court trial, jury trial, no trial or by a combination of trial types. Depending upon the seriousness of the offense and the consequences of a guilty verdict, defendants in criminal cases have the constitutional right to a jury of their peers. In a jury trial, the Judge decides questions of law, and the jury decides whether the defendant is guilty or not guilty on each of the offense(s) charged. In a court trial, the judge decides questions of law and decides if guilty or not guilty on each offense(s) charges. The cases are categorized by how all the charges within the case were disposed. If all charges were disposed by the same trial type, it's counted in the separate category, otherwise, it's counted within the "Mixed Trial" category. If a charge had a nothing entered or it had "no trial" it's counted in the "No Trial" category.

Cases by Trial Type	27A.460 - (7), (8), (9), (10)	JURY TRIAL	NO TRIAL	Total
Felony Amended Down to Non-Felony		-	7 100.00%	7 100.00%
Felony Charges		2 5.88%	32 94.12%	34 100.00%
Felony Convictions		-	19 100.00%	19 100.00%

27A.460 (7) Percentage of disposition to guilty as charged by trial;  
27A.460 (8) Percentage of those found guilty of lesser charge by trial;  
27A.460 (9) Percentage of cases where jury trial taken;  
27A.460 (10) Percentage of trials which are bench (court) trials; and

Shock Probation by Disposition Type	27A.440 (3b)	GRANTED	Total
		0026090 SHOCK PROBATION IN FELONY CONVICTIONS	2 100.00%

27A.440 (3) Cases in which shock probation has been granted:  
(b) Extracted data on shock probation shall be placed in the annual report of the Administrative Office of the Courts.

ADMINISTRATIVE OFFICE OF THE COURTS

Research & Statistics

Annual Report FY 2016

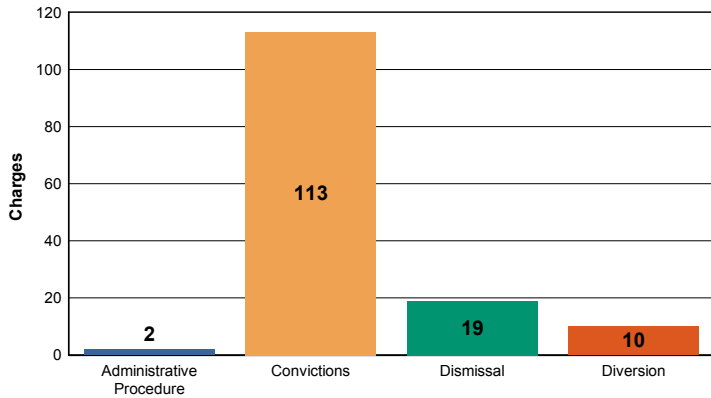
Circuit Court - "Felony" Criminal Cases

**MENIFEE**

Of those 144 felony offenses, 113 (78.47%) were convicted; were acquitted (%); and 19 (13.19%) were dismissed.

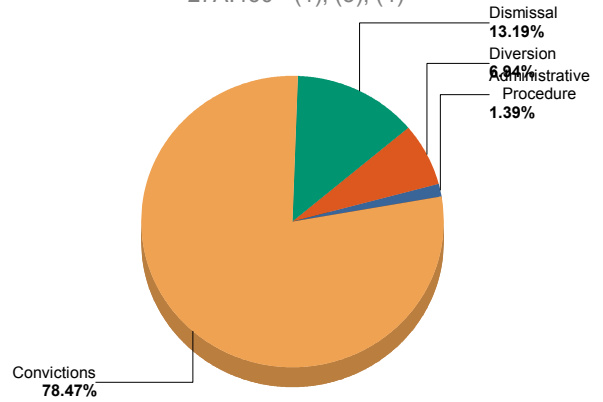
**Felony Charges by Disposition Type**

27A.460 - (1), (3), (4)



**Percent of Charges by Disposition Type**

27A.460 - (1), (3), (4)



27A.460 (1) Conviction percentages;

27A.460 (3) Percentage of acquittals;

27A.460(4) Percentage of dismissals;

\* "Others" disposition type include: Denied, Extradition, Grand Jury, Granted, Hung Jury, Merged, Mistrial, No Action Taken By Grand Jury, Other, Pardon - Prior to Adjudication Only, Peace Bond, Remanded, Set Aside/Voided, Sealed Records, Transfer, Drug Court Transfer, Vacated Judgment

Felony Charges Convicted by Disposition Type	GUILTY	Total
	113 100.00%	113 100.00%

27A.460 - (2)	Sentence Records	Jail or Prison Conditionally Discharged	Jail or Prison Suspended	Jail or Prison Time > 0	Net Costs > \$0.00	Net Fines > \$0.00	Net Home Incarceration Time	Net Home Incarceration Time Suspended	Net Probation Time Supervised	Net Probation Time Unsupervised	Net Suspended Costs > \$0.00	Net Suspended Fines > \$0.00	Other Conditions
Convicted	113	-	12 10.62%	113 100.00%	10 8.85%	5 4.42%	-	-	12 10.62%	-	-	-	6 5.31%
	113	-	12	113	10	5	-	-	12	-	-	-	6

27A.460 (2) Percentages of fines, imprisonment, or other penalty assessment;

\* Percentages are based on total sentence records per category (convicted, acquitted...etc)

\* There can be multiple sentence conditions to a single charge.

**ADMINISTRATIVE OFFICE OF THE COURTS**

Research & Statistics

**Annual Report FY 2016**

**Circuit Court - "Felony" Criminal Cases**

**MERCER**

Plea Type		27A.460 - (5), (6)		GUILTY	NOT GUILTY	UNKNOWN PLEA TYPE	Total
Felony Charges	Original_Plea	-	113	0.00%	78.47%	31	144
	Final_Plea	113	-	78.47%	0.00%	31	144
Felony amended to Non-Felony	Original_Plea	-	-	0.00%	0.00%	50	50
	Final_Plea	-	-	0.00%	0.00%	50	50

27A.460 (5) Percentage of pleas as charges;

27A.460 (6) Percentage of pleas to reduce charges;

Cases can have multiple charges which are heard either by a court trial, jury trial, no trial or by a combination of trial types. Depending upon the seriousness of the offense and the consequences of a guilty verdict, defendants in criminal cases have the constitutional right to a jury of their peers. In a jury trial, the Judge decides questions of law, and the jury decides whether the defendant is guilty or not guilty on each of the offense(s) charged. In a court trial, the judge decides questions of law and decides if guilty or not guilty on each offense(s) charges. The cases are categorized by how all the charges within the case were disposed. If all charges were disposed by the same trial type, it's counted in the separate category, otherwise, it's counted within the "Mixed Trial" category. If a charge had a nothing entered or it had "no trial" it's counted in the "No Trial" category.

Cases by Trial Type	27A.460 - (7), (8), (9), (10)		NO TRIAL	Total
Felony Amended Down to Non-Felony	41	41	100.00%	100.00%
Felony Charges	94	94	100.00%	100.00%
Felony Convictions	79	79	100.00%	100.00%

27A.460 (7) Percentage of disposition to guilty as charged by trial;

27A.460 (8) Percentage of those found guilty of lesser charge by trial;

27A.460 (9) Percentage of cases where jury trial taken;

27A.460 (10) Percentage of trials which are bench (court) trials; and

**Shock Probation by Disposition Type**

27A.440 (3b)

	DENIED	Total
0026090 SHOCK PROBATION IN FELONY CONVICTIONS	7	7
	50.00%	50.0000%
0026100 SHOCK PROBATION IN MISDEMEANOR CONVICTIONS	7	7
	50.00%	50.0000%

27A.440 (3) Cases in which shock probation has been granted:

(b) Extracted data on shock probation shall be placed in the annual report of the Administrative Office of the Courts.

ADMINISTRATIVE OFFICE OF THE COURTS

Research & Statistics

Annual Report FY 2016

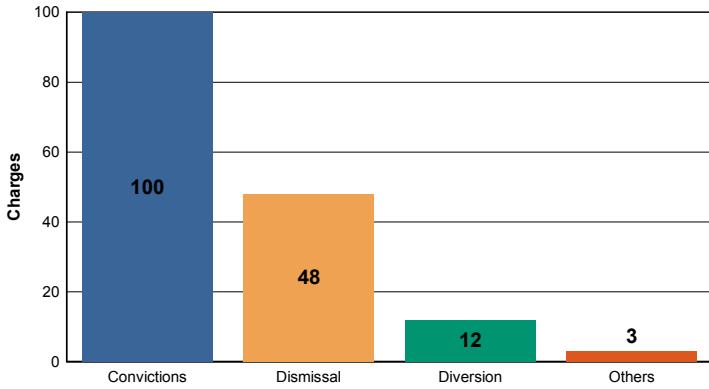
Circuit Court - "Felony" Criminal Cases

MERCER

Of those 163 felony offenses, 100 (61.35%) were convicted; were acquitted (%); and 48 (29.45%) were dismissed.

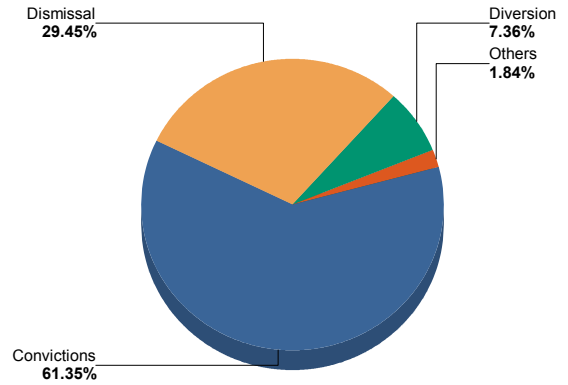
Felony Charges by Disposition Type

27A.460 - (1), (3), (4)



Percent of Charges by Disposition Type

27A.460 - (1), (3), (4)



27A.460 (1) Conviction percentages;

27A.460 (3) Percentage of acquittals;

27A.460(4) Percentage of dismissals;

\* "Others" disposition type include: Denied, Extradition, Grand Jury, Granted, Hung Jury, Merged, Mistrial, No Action Taken By Grand Jury, Other, Pardon - Prior to Adjudication Only, Peace Bond, Remanded, Set Aside/Voided, Sealed Records, Transfer, Drug Court Transfer, Vacated Judgment

Felony Charges Convicted by Disposition Type	GUILTY	Total
	100	100
	100.00%	100.00%

27A.460 - (2)	Sentence Records	Jail or Prison Conditionally Discharged	Jail or Prison Suspended	Jail or Prison Time > 0	Net Costs > \$0.00	Net Fines > \$0.00	Net Home Incarceration Time	Net Home Incarceration Time Suspended	Net Probation Time Supervised	Net Probation Time Unsupervised	Net Suspended Costs > \$0.00	Net Suspended Fines > \$0.00	Other Conditions
Convicted	100	1 1.00%	63 63.00%	100 100.00%	29 29.00%	28 28.00%	-	-	56 56.00%	2 2.00%	-	-	7 7.00%
Dismissed	6	1 16.67%	2 33.33%	3 50.00%	1 16.67%	1 16.67%	-	-	1 16.67%	1 16.67%	-	1 16.67%	-
	106	2	65	103	30	29	-	-	57	3	-	1	7

27A.460 (2) Percentages of fines, imprisonment, or other penalty assessment;

\* Percentages are based on total sentence records per category (convicted, acquitted...etc)

\* There can be multiple sentence conditions to a single charge.

**ADMINISTRATIVE OFFICE OF THE COURTS**

Research & Statistics

**Annual Report FY 2016**

**Circuit Court - "Felony" Criminal Cases**

**METCALFE**

Plea Type		27A.460 - (5), (6)	GUILTY	NOT GUILTY	UNKNOWN PLEA TYPE	Total
Felony Charges	Original_Plea		-	113	50	163
			0.00%	69.33%	30.67%	100.00%
Felony amended to Non-Felony	Final_Plea		113	-	50	163
			69.33%	0.00%	30.67%	100.00%
Felony amended to Non-Felony	Original_Plea		-	3	3	6
			0.00%	50.00%	50.00%	100.00%
Felony amended to Non-Felony	Final_Plea		3	-	3	6
			50.00%	0.00%	50.00%	100.00%

27A.460 (5) Percentage of pleas as charges;  
 27A.460 (6) Percentage of pleas to reduce charges;

Cases can have multiple charges which are heard either by a court trial, jury trial, no trial or by a combination of trial types. Depending upon the seriousness of the offense and the consequences of a guilty verdict, defendants in criminal cases have the constitutional right to a jury of their peers. In a jury trial, the Judge decides questions of law, and the jury decides whether the defendant is guilty or not guilty on each of the offense(s) charged. In a court trial, the judge decides questions of law and decides if guilty or not guilty on each offense(s) charges. The cases are categorized by how all the charges within the case were disposed. If all charges were disposed by the same trial type, it's counted in the separate category, otherwise, it's counted within the "Mixed Trial" category. If a charge had a nothing entered or it had "no trial" it's counted in the "No Trial" category.

Cases by Trial Type	27A.460 - (7), (8), (9), (10)	NO TRIAL	Total
Felony Amended Down to Non-Felony		4	4
		100.00%	100.00%
Felony Charges		80	80
		100.00%	100.00%
Felony Convictions		48	48
		100.00%	100.00%

27A.460 (7) Percentage of disposition to guilty as charged by trial;  
 27A.460 (8) Percentage of those found guilty of lesser charge by trial;  
 27A.460 (9) Percentage of cases where jury trial taken;  
 27A.460 (10) Percentage of trials which are bench (court) trials; and

Shock Probation by Disposition Type	27A.440 (3b)	DENIED	GRANTED	OTHER	WITHDRAWN	Total
0026090 SHOCK PROBATION IN FELONY CONVICTIONS		29	1	5	2	37
		78.38%	2.70%	13.51%	5.41%	100.0000%

27A.440 (3) Cases in which shock probation has been granted:  
 (b) Extracted data on shock probation shall be placed in the annual report of the Administrative Office of the Courts.



ADMINISTRATIVE OFFICE OF THE COURTS

Research & Statistics

Annual Report FY 2016

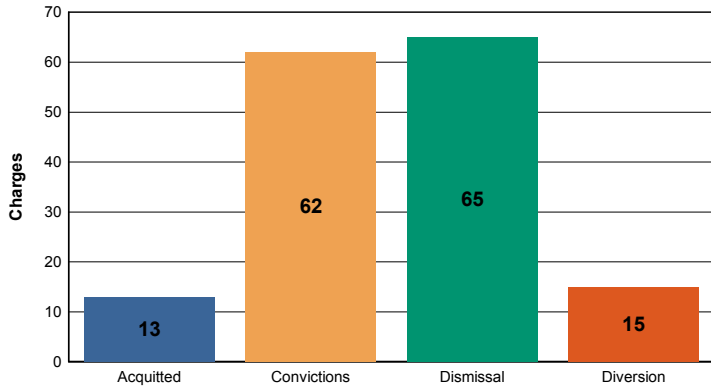
Circuit Court - "Felony" Criminal Cases

**METCALFE**

Of those 155 felony offenses, 62 (40.00%) were convicted; 13 were acquitted (8.39%); and 65 (41.94%) were dismissed.

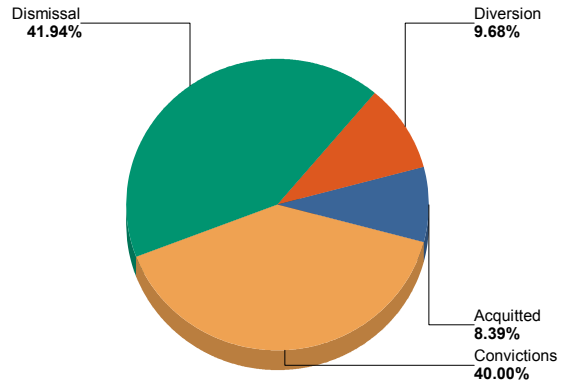
**Felony Charges by Disposition Type**

27A.460 - (1), (3), (4)



**Percent of Charges by Disposition Type**

27A.460 - (1), (3), (4)



**27A.460 (1) Conviction percentages;**

**27A.460 (3) Percentage of acquittals;**

**27A.460(4) Percentage of dismissals;**

\* "Others" disposition type include: Denied, Extradition, Grand Jury, Granted, Hung Jury, Merged, Mistrial, No Action Taken By Grand Jury, Other, Pardon - Prior to Adjudication Only, Peace Bond, Remanded, Set Aside/Voided, Sealed Records, Transfer, Drug Court Transfer, Vacated Judgment

	ENHANCED	GUILTY	Total
Felony Charges Convicted by Disposition Type	1 1.61%	61 98.39%	62 100.00%

**ADMINISTRATIVE OFFICE OF THE COURTS**

Research & Statistics

**Annual Report FY 2016**

**Circuit Court - "Felony" Criminal Cases**

**MONROE**

27A.460 - (2)	Sentence Records	Jail or Prison Conditionally Discharged	Jail or Prison Suspended	Jail or Prison Time > 0	Net Costs > \$0.00	Net Fines > \$0.00	Net Home Incarceration Time	Net Home Incarceration Time Suspended	Net Probation Time Supervised	Net Probation Time Unsupervised	Net Suspended Costs > \$0.00	Net Suspended Fines > \$0.00	Other Conditions
Acquitted	3			3 100.00%									
Convicted	61	23 37.70%		61 100.00%	1 1.64%				19 31.15%				6 9.84%
Dismissed	2			2 100.00%									
Diverted	1				1 100.00%	1 100.00%							
	67	23		66	2	1			19				6

**27A.460 (2) Percentages of fines, imprisonment, or other penalty assessment;**

\* Percentages are based on total sentence records per category (convicted, acquitted...etc)

\* There can be multiple sentence conditions to a single charge.

Plea Type	27A.460 - (5), (6)	27A.460 - (5), (6)			Total
		GUILTY	NOT GUILTY	UNKNOWN PLEA TYPE	
Felony Charges	Original_Plea	21 13.55%	42 27.10%	92 59.35%	155 100.00%
	Final_Plea	50 32.26%	13 8.39%	92 59.35%	155 100.00%
Felony amended to Non-Felony	Original_Plea	-	-	3 100.00%	3 100.00%
	Final_Plea	-	-	3 100.00%	3 100.00%

**27A.460 (5) Percentage of pleas as charges;**

**27A.460 (6) Percentage of pleas to reduce charges;**

Cases can have multiple charges which are heard either by a court trial, jury trial, no trial or by a combination of trial types. Depending upon the seriousness of the offense and the consequences of a guilty verdict, defendants in criminal cases have the constitutional right to a jury of their peers. In a jury trial, the Judge decides questions of law, and the jury decides whether the defendant is guilty or not guilty on each of the offense(s) charged. In a court trial, the judge decides questions of law and decides if guilty or not guilty on each offense(s) charges. The cases are categorized by how all the charges within the case were disposed. If all charges were disposed by the same trial type, it's counted in the separate category, otherwise, it's counted within the "Mixed Trial" category. If a charge had a nothing entered or it had "no trial" it's counted in the "No Trial" category.

Cases by Trial Type	27A.460 - (7), (8), (9), (10)		JURY TRIAL	NO TRIAL	Total
Felony Amended Down to Non-Felony			-	3 100.00%	3 100.00%
Felony Charges			2 2.90%	68 98.55%	70 101.45%
Felony Convictions			2 6.06%	32 96.97%	34 103.03%

**27A.460 (7) Percentage of disposition to guilty as charged by trial;**

**27A.460 (8) Percentage of those found guilty of lesser charge by trial;**

**27A.460 (9) Percentage of cases where jury trial taken;**

**27A.460 (10) Percentage of trials which are bench (court) trials; and**

**ADMINISTRATIVE OFFICE OF THE COURTS**

Research & Statistics

**Annual Report FY 2016**

**Circuit Court - "Felony" Criminal Cases**

**MONROE**

**Shock Probation by  
Disposition Type**

**27A.440 (3b)**

	DENIED	Total
0026090 SHOCK PROBATION IN FELONY CONVICTIONS	9 100.00%	9 100.0000%

**27A.440 (3) Cases in which shock probation has been granted:**

(b) Extracted data on shock probation shall be placed in the annual report of the Administrative Office of the Courts.

**Youthful Offenders**

Note: Per statute 635.020 (7) If a person who is eighteen (18) or older and before the court is charged with a felony that occurred prior to his eighteenth birthday, the court shall, upon motion of the county attorney made prior to adjudication, and after the county attorney has consulted with the Commonwealth's attorney, that the child be proceeded against as a youthful offender, proceed in accordance with the provisions of KRS 640.010.

The youthful offender data is pulled by looking at the circuit criminal cases with defendant's age calculated from date of birth to the case filing date, which is under 18, however, those eighteen(18) or older may not be accounted.

There were 18 felony level offenses and 0 non-felony level offenses disposed within 1 circuit criminal cases during the fiscal year. Non-felony offenses include misdemeanor, violation, local ordinance or other level offense(s) within those cases.

27A.460 - (11)	Charges	Cases
	Felony	18
Felony amended to Non-Felony	-	

**27A.460 (11) The number of juvenile offenders tried as an adult.**

Of the 18 felony level offenses disposed within the youthful offender cases, 11 (61.11%) charges were convicted.

**Youthful Offender**

Felony Charges by Disposition Type	Convictions	Dismissal	Total
	11 61.11%	7 38.89%	18 100.00%

**Youthful Offender**

Felony Charges Convicted by Disposition Type	GUILTY	Total
	11 100.00%	11 100.00%

ADMINISTRATIVE OFFICE OF THE COURTS

Research & Statistics

Annual Report FY 2016

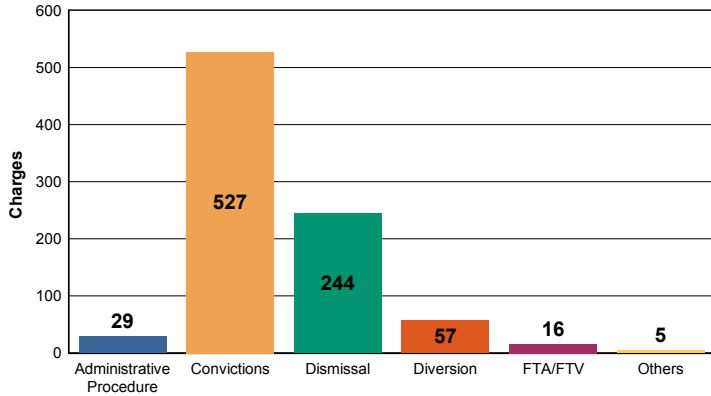
Circuit Court - "Felony" Criminal Cases

**MONTGOMERY**

Of those 878 felony offenses, 527 (60.02%) were convicted; were acquitted (%); and 244 (27.79%) were dismissed.

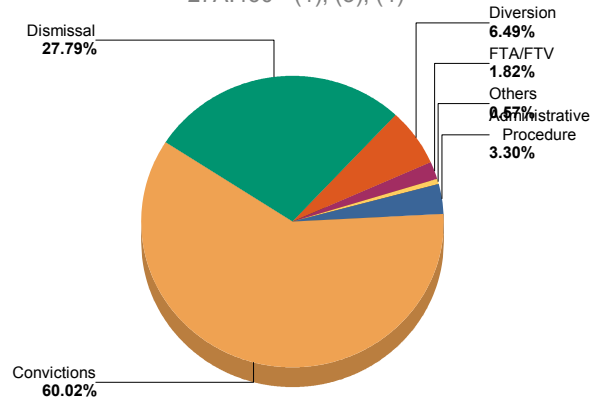
**Felony Charges by Disposition Type**

27A.460 - (1), (3), (4)



**Percent of Charges by Disposition Type**

27A.460 - (1), (3), (4)



27A.460 (1) Conviction percentages;

27A.460 (3) Percentage of acquittals;

27A.460(4) Percentage of dismissals;

\* "Others" disposition type include: Denied, Extradition, Grand Jury, Granted, Hung Jury, Merged, Mistrial, No Action Taken By Grand Jury, Other, Pardon - Prior to Adjudication Only, Peace Bond, Remanded, Set Aside/Voided, Sealed Records, Transfer, Drug Court Transfer, Vacated Judgment

Felony Charges Convicted by Disposition Type	ENHANCED	GUILTY	Total
	58	469	527
	11.01%	88.99%	100.00%

27A.460 - (2)	Sentence Records	Jail or Prison Conditionally Discharged	Jail or Prison Suspended	Jail or Prison Time > 0	Net Costs > \$0.00	Net Fines > \$0.00	Net Home Incarceration Time	Net Home Incarceration Time Suspended	Net Probation Time Supervised	Net Probation Time Unsupervised	Net Suspended Costs > \$0.00	Net Suspended Fines > \$0.00	Other Conditions
Convicted	469		161	469	204	2			158	3			449
			34.33%	100.00%	43.50%	0.43%			33.69%	0.64%			95.74%
Dismissed	9			5	3								
				55.56%	33.33%								
Others	1			1	1								1
				100.00%	100.00%								100.00%
	479		161	475	208	2			158	3			450

27A.460 (2) Percentages of fines, imprisonment, or other penalty assessment;

\* Percentages are based on total sentence records per category (convicted, acquitted...etc)

\* There can be multiple sentence conditions to a single charge.

**ADMINISTRATIVE OFFICE OF THE COURTS**

Research & Statistics

**Annual Report FY 2016**

**Circuit Court - "Felony" Criminal Cases**

**MONTGOMERY**

Plea Type	27A.460 - (5), (6)	GUILTY	NOT GUILTY	UNKNOWN PLEA TYPE	Total
		Felony Charges	Original_Plea	-	24
		0.00%	2.73%	97.27%	100.00%
	Final_Plea	22	2	854	878
		2.51%	0.23%	97.27%	100.00%
Felony amended to Non-Felony	Original_Plea	-	-	45	45
		0.00%	0.00%	100.00%	100.00%
	Final_Plea	-	-	45	45
		0.00%	0.00%	100.00%	100.00%

27A.460 (5) Percentage of pleas as charges;

27A.460 (6) Percentage of pleas to reduce charges;

Cases can have multiple charges which are heard either by a court trial, jury trial, no trial or by a combination of trial types. Depending upon the seriousness of the offense and the consequences of a guilty verdict, defendants in criminal cases have the constitutional right to a jury of their peers. In a jury trial, the Judge decides questions of law, and the jury decides whether the defendant is guilty or not guilty on each of the offense(s) charged. In a court trial, the judge decides questions of law and decides if guilty or not guilty on each offense(s) charges. The cases are categorized by how all the charges within the case were disposed. If all charges were disposed by the same trial type, it's counted in the separate category, otherwise, it's counted within the "Mixed Trial" category. If a charge had a nothing entered or it had "no trial" it's counted in the "No Trial" category.

Cases by Trial Type	27A.460 - (7), (8), (9), (10)	JURY TRIAL	NO TRIAL	Total
Felony Amended Down to Non-Felony		-	37	37
			100.00%	100.00%
Felony Charges		1	343	344
		0.29%	99.71%	100.00%
Felony Convictions		-	230	230
			100.00%	100.00%

27A.460 (7) Percentage of disposition to guilty as charged by trial;

27A.460 (8) Percentage of those found guilty of lesser charge by trial;

27A.460 (9) Percentage of cases where jury trial taken;

27A.460 (10) Percentage of trials which are bench (court) trials; and

**Shock Probation by Disposition Type**

27A.440 (3b)

	DENIED	GRANTED	Total
0026090 SHOCK PROBATION IN FELONY CONVICTIONS	65	23	88
	73.03%	25.84%	98.8764%
0026100 SHOCK PROBATION IN MISDEMEANOR CONVICTIONS	1	-	1
	1.12%		1.1236%

27A.440 (3) Cases in which shock probation has been granted:

(b) Extracted data on shock probation shall be placed in the annual report of the Administrative Office of the Courts.

ADMINISTRATIVE OFFICE OF THE COURTS

Research & Statistics

Annual Report FY 2016

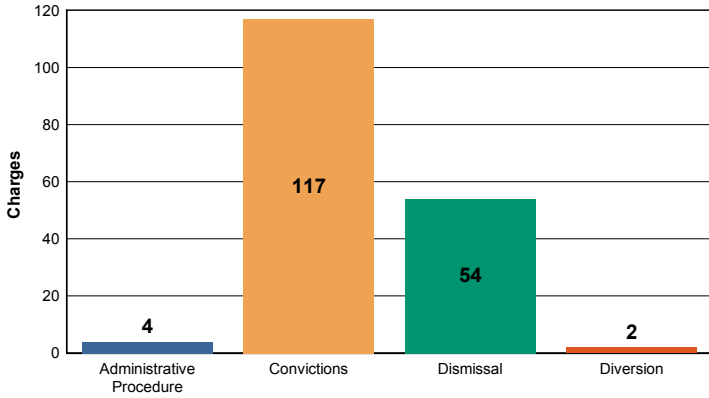
Circuit Court - "Felony" Criminal Cases

**MONTGOMERY**

Of those 177 felony offenses, 117 (66.10%) were convicted; were acquitted (%); and 54 (30.51%) were dismissed.

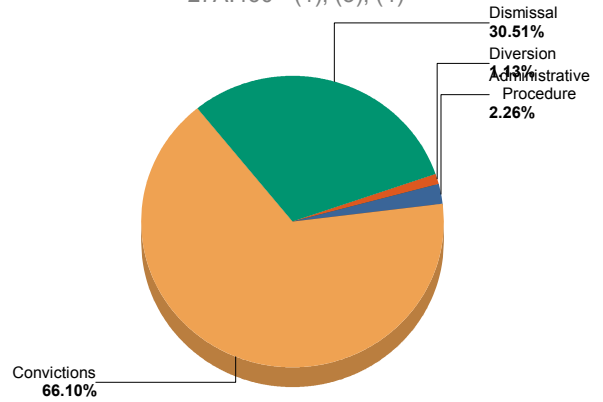
**Felony Charges by Disposition Type**

27A.460 - (1), (3), (4)



**Percent of Charges by Disposition Type**

27A.460 - (1), (3), (4)



27A.460 (1) Conviction percentages;

27A.460 (3) Percentage of acquittals;

27A.460(4) Percentage of dismissals;

\* "Others" disposition type include: Denied, Extradition, Grand Jury, Granted, Hung Jury, Merged, Mistrial, No Action Taken By Grand Jury, Other, Pardon - Prior to Adjudication Only, Peace Bond, Remanded, Set Aside/Voided, Sealed Records, Transfer, Drug Court Transfer, Vacated Judgment

	GUILTY	Total
Felony Charges Convicted by Disposition Type	117 100.00%	117 100.00%

27A.460 - (2)	Sentence Records	Jail or Prison Conditionally Discharged	Jail or Prison Suspended	Jail or Prison Time > 0	Net Costs > \$0.00	Net Fines > \$0.00	Net Home Incarceration Time	Net Home Incarceration Time Suspended	Net Probation Time Supervised	Net Probation Time Unsupervised	Net Suspended Costs > \$0.00	Net Suspended Fines > \$0.00	Other Conditions
Convicted	117	1 0.85%	24 20.51%	115 98.29%	21 17.95%	1 0.85%	-	-	13 11.11%	-	-	-	5 4.27%
Dismissed	1	-	-	-	-	-	-	-	-	-	-	-	-
Diverted	2	-	-	-	2 100.00%	-	-	-	-	-	-	-	1 50.00%
	120	1	24	115	23	1	-	-	13	-	-	-	6

27A.460 (2) Percentages of fines, imprisonment, or other penalty assessment;

\* Percentages are based on total sentence records per category (convicted, acquitted...etc)

\* There can be multiple sentence conditions to a single charge.

**ADMINISTRATIVE OFFICE OF THE COURTS**

Research & Statistics

**Annual Report FY 2016**

**Circuit Court - "Felony" Criminal Cases**

**MORGAN**

Plea Type	27A.460 - (5), (6)	GUILTY	NOT GUILTY	UNKNOWN PLEA TYPE	Total
		Felony Charges	Original_Plea 7 3.95%	163 92.09%	7 3.95%
	Final_Plea	126 71.19%	44 24.86%	7 3.95%	177 100.00%
Felony amended to Non-Felony	Original_Plea	- 0.00%	12 92.31%	1 7.69%	13 100.00%
	Final_Plea	- 0.00%	12 92.31%	1 7.69%	13 100.00%

27A.460 (5) Percentage of pleas as charges;  
27A.460 (6) Percentage of pleas to reduce charges;

Cases can have multiple charges which are heard either by a court trial, jury trial, no trial or by a combination of trial types. Depending upon the seriousness of the offense and the consequences of a guilty verdict, defendants in criminal cases have the constitutional right to a jury of their peers. In a jury trial, the Judge decides questions of law, and the jury decides whether the defendant is guilty or not guilty on each of the offense(s) charged. In a court trial, the judge decides questions of law and decides if guilty or not guilty on each offense(s) charges. The cases are categorized by how all the charges within the case were disposed. If all charges were disposed by the same trial type, it's counted in the separate category, otherwise, it's counted within the "Mixed Trial" category. If a charge had a nothing entered or it had "no trial" it's counted in the "No Trial" category.

Cases by Trial Type	27A.460 - (7), (8), (9), (10)	JURY TRIAL	NO TRIAL	Total
Felony Amended Down to Non-Felony		-	12 100.00%	12 100.00%
Felony Charges		2 3.23%	60 96.77%	62 100.00%
Felony Convictions		2 4.55%	42 95.45%	44 100.00%

27A.460 (7) Percentage of disposition to guilty as charged by trial;  
27A.460 (8) Percentage of those found guilty of lesser charge by trial;  
27A.460 (9) Percentage of cases where jury trial taken;  
27A.460 (10) Percentage of trials which are bench (court) trials; and

Shock Probation by Disposition Type	27A.440 (3b)	
	DENIED	Total
0026090 SHOCK PROBATION IN FELONY CONVICTIONS	10 100.00%	10 100.0000%

27A.440 (3) Cases in which shock probation has been granted:  
(b) Extracted data on shock probation shall be placed in the annual report of the Administrative Office of the Courts.

ADMINISTRATIVE OFFICE OF THE COURTS

Research & Statistics

Annual Report FY 2016

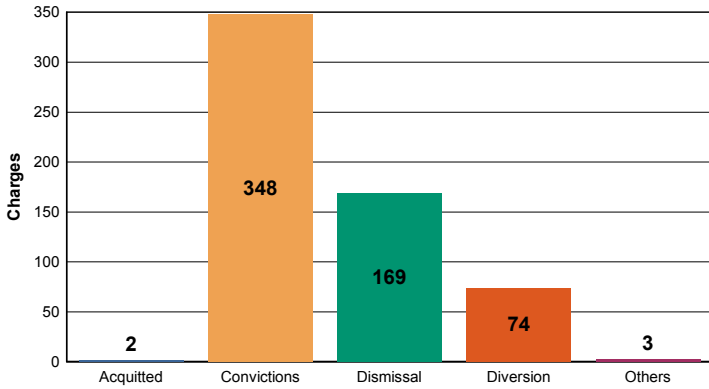
Circuit Court - "Felony" Criminal Cases

MORGAN

Of those 596 felony offenses, 348 (58.39%) were convicted; 2 were acquitted (0.34%); and 169 (28.36%) were dismissed.

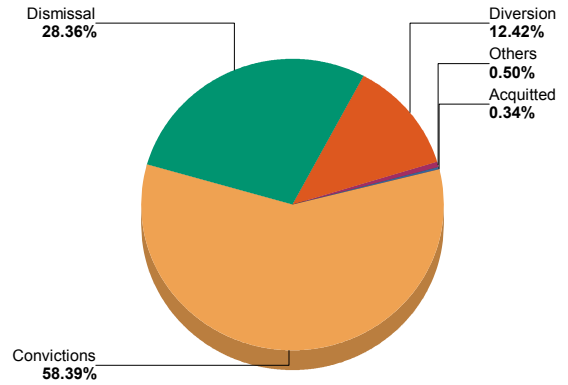
Felony Charges by Disposition Type

27A.460 - (1), (3), (4)



Percent of Charges by Disposition Type

27A.460 - (1), (3), (4)



27A.460 (1) Conviction percentages;

27A.460 (3) Percentage of acquittals;

27A.460(4) Percentage of dismissals;

\* "Others" disposition type include: Denied, Extradition, Grand Jury, Granted, Hung Jury, Merged, Mistrial, No Action Taken By Grand Jury, Other, Pardon - Prior to Adjudication Only, Peace Bond, Remanded, Set Aside/Voided, Sealed Records, Transfer, Drug Court Transfer, Vacated Judgment

Felony Charges Convicted by Disposition Type	ENHANCED	GUILTY	Total
	46 13.22%	302 86.78%	348 100.00%

27A.460 - (2)	Sentence Records	Jail or Prison Conditionally Discharged	Jail or Prison Suspended	Jail or Prison Time > 0	Net Costs > \$0.00	Net Fines > \$0.00	Net Home Incarceration Time	Net Home Incarceration Time Suspended	Net Probation Time Supervised	Net Probation Time Unsupervised	Net Suspended Costs > \$0.00	Net Suspended Fines > \$0.00	Other Conditions
Convicted	302	3 0.99%	35 11.59%	291 96.36%	160 52.98%	4 1.32%	-	-	37 12.25%	-	-	-	4 1.32%
Dismissed	2	-	1 50.00%	1 50.00%	2 100.00%	-	-	-	1 50.00%	-	-	-	-
Diverted	7	-	4 57.14%	4 57.14%	5 71.43%	-	-	-	4 57.14%	-	-	-	-
	311	3	40	296	167	4	-	-	42	-	-	-	4

27A.460 (2) Percentages of fines, imprisonment, or other penalty assessment;

\* Percentages are based on total sentence records per category (convicted, acquitted...etc)

\* There can be multiple sentence conditions to a single charge.



**ADMINISTRATIVE OFFICE OF THE COURTS**

Research & Statistics

**Annual Report FY 2016**

**Circuit Court - "Felony" Criminal Cases**

**MUHLENBERG**

Plea Type	27A.460 - (5), (6)	GUILTY	NOT GUILTY	UNKNOWN PLEA TYPE	Total
		Felony Charges	Original_Plea 2 0.34%	392 65.77%	202 33.89%
	Final_Plea	384 64.43%	10 1.68%	202 33.89%	596 100.00%
Felony amended to Non-Felony	Original_Plea	- 0.00%	- 0.00%	6 100.00%	6 100.00%
	Final_Plea	- 0.00%	- 0.00%	6 100.00%	6 100.00%

27A.460 (5) Percentage of pleas as charges;  
27A.460 (6) Percentage of pleas to reduce charges;

Cases can have multiple charges which are heard either by a court trial, jury trial, no trial or by a combination of trial types. Depending upon the seriousness of the offense and the consequences of a guilty verdict, defendants in criminal cases have the constitutional right to a jury of their peers. In a jury trial, the Judge decides questions of law, and the jury decides whether the defendant is guilty or not guilty on each of the offense(s) charged. In a court trial, the judge decides questions of law and decides if guilty or not guilty on each offense(s) charges. The cases are categorized by how all the charges within the case were disposed. If all charges were disposed by the same trial type, it's counted in the separate category, otherwise, it's counted within the "Mixed Trial" category. If a charge had a nothing entered or it had "no trial" it's counted in the "No Trial" category.

Cases by Trial Type	27A.460 - (7), (8), (9), (10)	JURY TRIAL	NO TRIAL	Total
Felony Amended Down to Non-Felony		-	5 100.00%	5 100.00%
Felony Charges		4 1.30%	307 99.68%	311 100.97%
Felony Convictions		3 1.59%	188 99.47%	191 101.06%

27A.460 (7) Percentage of disposition to guilty as charged by trial;  
27A.460 (8) Percentage of those found guilty of lesser charge by trial;  
27A.460 (9) Percentage of cases where jury trial taken;  
27A.460 (10) Percentage of trials which are bench (court) trials; and

Shock Probation by Disposition Type	27A.440 (3b)	DENIED	GRANTED	GUILTY	Total
0026090 SHOCK PROBATION IN FELONY CONVICTIONS		110 60.44%	69 37.91%	2 1.10%	181 99.4506%
0026100 SHOCK PROBATION IN MISDEMEANOR CONVICTIONS		-	1 0.55%	-	1 0.5495%

27A.440 (3) Cases in which shock probation has been granted:  
(b) Extracted data on shock probation shall be placed in the annual report of the Administrative Office of the Courts.

ADMINISTRATIVE OFFICE OF THE COURTS

Research & Statistics

Annual Report FY 2016

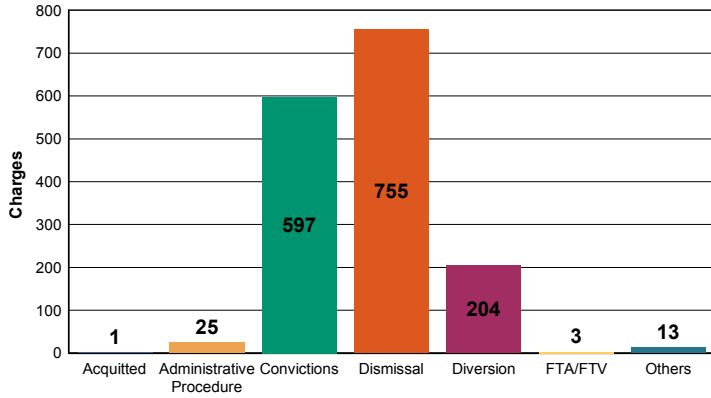
Circuit Court - "Felony" Criminal Cases

MUHLENBERG

Of those 1,598 felony offenses, 597 (37.36%) were convicted; 1 were acquitted (0.06%); and 755 (47.25%) were dismissed.

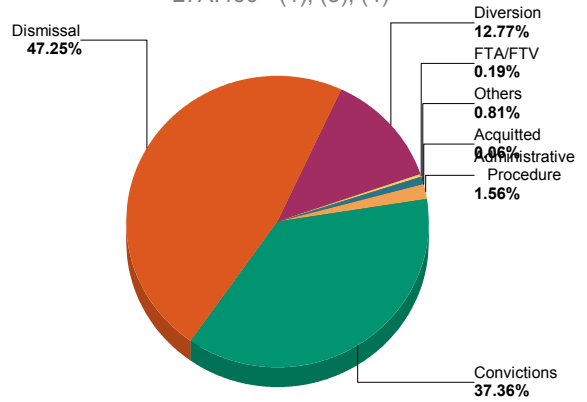
Felony Charges by Disposition Type

27A.460 - (1), (3), (4)



Percent of Charges by Disposition Type

27A.460 - (1), (3), (4)



27A.460 (1) Conviction percentages;

27A.460 (3) Percentage of acquittals;

27A.460(4) Percentage of dismissals;

\* "Others" disposition type include: Denied, Extradition, Grand Jury, Granted, Hung Jury, Merged, Mistrial, No Action Taken By Grand Jury, Other, Pardon - Prior to Adjudication Only, Peace Bond, Remanded, Set Aside/Voided, Sealed Records, Transfer, Drug Court Transfer, Vacated Judgment

Felony Charges Convicted by Disposition Type	ENHANCED	GUILTY	Total
	3	594	597
	0.50%	99.50%	100.00%

27A.460 - (2)	Sentence Records	Jail or Prison Conditionally Discharged	Jail or Prison Suspended	Jail or Prison Time > 0	Net Costs > \$0.00	Net Fines > \$0.00	Net Home Incarceration Time	Net Home Incarceration Time Suspended	Net Probation Time Supervised	Net Probation Time Unsupervised	Net Suspended Costs > \$0.00	Net Suspended Fines > \$0.00	Other Conditions
Convicted	594	15 2.53%	374 62.96%	594 100.00%	183 30.81%	1 0.17%	-	-	374 62.96%	-	-	-	527 88.72%
Dismissed	1	-	-	-	1 100.00%	-	-	-	-	-	-	-	-
	595	15	374	594	184	1	-	-	374	-	-	-	527

27A.460 (2) Percentages of fines, imprisonment, or other penalty assessment;

\* Percentages are based on total sentence records per category (convicted, acquitted...etc)

\* There can be multiple sentence conditions to a single charge.

**ADMINISTRATIVE OFFICE OF THE COURTS**

Research & Statistics

**Annual Report FY 2016**

**Circuit Court - "Felony" Criminal Cases**

**NELSON**

Plea Type	27A.460 - (5), (6)	GUILTY	NOT GUILTY	UNKNOWN PLEA TYPE	Total
Felony Charges	Original_Plea	18 1.13%	560 35.04%	1,020 63.83%	1,598 100.00%
	Final_Plea	564 35.29%	14 0.88%	1,020 63.83%	1,598 100.00%
Felony amended to Non-Felony	Original_Plea	-	3 4.84%	59 95.16%	62 100.00%
	Final_Plea	2 3.23%	1 1.61%	59 95.16%	62 100.00%

27A.460 (5) Percentage of pleas as charges;  
27A.460 (6) Percentage of pleas to reduce charges;

Cases can have multiple charges which are heard either by a court trial, jury trial, no trial or by a combination of trial types. Depending upon the seriousness of the offense and the consequences of a guilty verdict, defendants in criminal cases have the constitutional right to a jury of their peers. In a jury trial, the Judge decides questions of law, and the jury decides whether the defendant is guilty or not guilty on each of the offense(s) charged. In a court trial, the judge decides questions of law and decides if guilty or not guilty on each offense(s) charges. The cases are categorized by how all the charges within the case were disposed. If all charges were disposed by the same trial type, it's counted in the separate category, otherwise, it's counted within the "Mixed Trial" category. If a charge had a nothing entered or it had "no trial" it's counted in the "No Trial" category.

Cases by Trial Type	27A.460 - (7), (8), (9), (10)	JURY TRIAL	NO TRIAL	Total
Felony Amended Down to Non-Felony		1 1.85%	53 98.15%	54 100.00%
Felony Charges		2 0.52%	386 99.74%	388 100.26%
Felony Convictions		2 0.98%	203 99.02%	205 100.00%

27A.460 (7) Percentage of disposition to guilty as charged by trial;  
27A.460 (8) Percentage of those found guilty of lesser charge by trial;  
27A.460 (9) Percentage of cases where jury trial taken;  
27A.460 (10) Percentage of trials which are bench (court) trials; and

Shock Probation by Disposition Type	27A.440 (3b)			
	DENIED	GRANTED	OTHER	Total
0026090 SHOCK PROBATION IN FELONY CONVICTIONS	46 86.79%	4 7.55%	3 5.66%	53 100.0001%

27A.440 (3) Cases in which shock probation has been granted:  
(b) Extracted data on shock probation shall be placed in the annual report of the Administrative Office of the Courts.

**ADMINISTRATIVE OFFICE OF THE COURTS**

Research & Statistics

**Annual Report FY 2016**

**Circuit Court - "Felony" Criminal Cases**

**NELSON**

**Youthful Offenders**

Note: Per statute 635.020 (7) If a person who is eighteen (18) or older and before the court is charged with a felony that occurred prior to his eighteenth birthday, the court shall, upon motion of the county attorney made prior to adjudication, and after the county attorney has consulted with the Commonwealth's attorney, that the child be proceeded against as a youthful offender, proceed in accordance with the provisions of KRS 640.010.

The youthful offender data is pulled by looking at the circuit criminal cases with defendant's age calculated from date of birth to the case filing date, which is under 18, however, those eighteen(18) or older may not be accounted.

There were 6 felony level offenses and 0 non-felony level offenses disposed within 1 circuit criminal cases during the fiscal year. Non-felony offenses include misdemeanor, violation, local ordinance or other level offense(s) within those cases.

27A.460 - (11)	Charges	Cases
Felony	6	1
Felony amended to Non-Felony	-	

**27A.460 (11) The number of juvenile offenders tried as an adult.**

Of the 6 felony level offenses disposed within the youthful offender cases, (%) charges were convicted.

Youthful Offender	Dismissal	Diversion	Total
Felony Charges by Disposition Type	5 83.33%	1 16.67%	6 100.00%

ADMINISTRATIVE OFFICE OF THE COURTS

Research & Statistics

Annual Report FY 2016

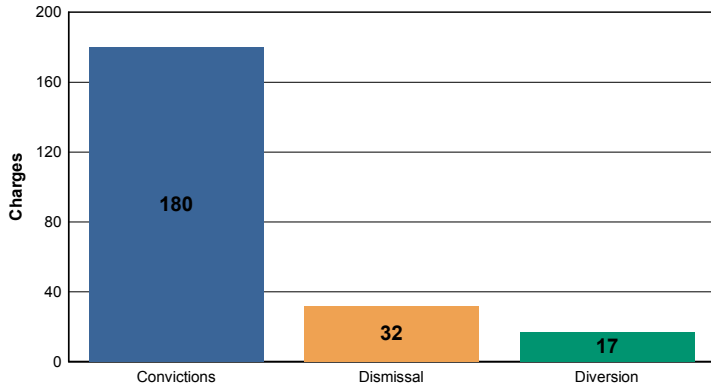
Circuit Court - "Felony" Criminal Cases

**NICHOLAS**

Of those 229 felony offenses, 180 (78.60%) were convicted; were acquitted (%); and 32 (13.97%) were dismissed.

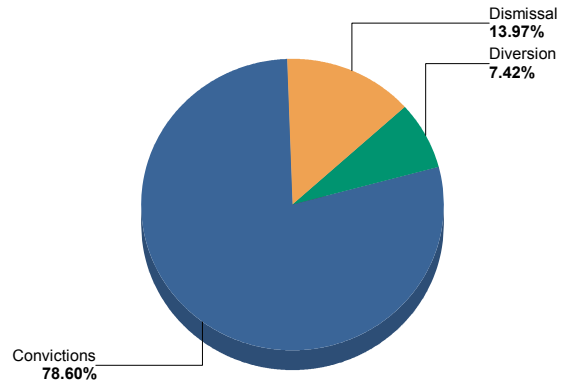
**Felony Charges by Disposition Type**

27A.460 - (1), (3), (4)



**Percent of Charges by Disposition Type**

27A.460 - (1), (3), (4)



27A.460 (1) Conviction percentages;

27A.460 (3) Percentage of acquittals;

27A.460(4) Percentage of dismissals;

\* "Others" disposition type include: Denied, Extradition, Grand Jury, Granted, Hung Jury, Merged, Mistrial, No Action Taken By Grand Jury, Other, Pardon - Prior to Adjudication Only, Peace Bond, Remanded, Set Aside/Voided, Sealed Records, Transfer, Drug Court Transfer, Vacated Judgment

	GUILTY	Total
Felony Charges Convicted by Disposition Type	180 100.00%	180 100.00%

27A.460 - (2)	Sentence Records	Jail or Prison Conditionally Discharged	Jail or Prison Suspended	Jail or Prison Time > 0	Net Costs > \$0.00	Net Fines > \$0.00	Net Home Incarceration Time	Net Home Incarceration Time Suspended	Net Probation Time Supervised	Net Probation Time Unsupervised	Net Suspended Costs > \$0.00	Net Suspended Fines > \$0.00	Other Conditions
Convicted	181		60 33.15%	181 100.00%	51 28.18%	1 0.55%			50 27.62%				48 26.52%
Dismissed	7		4 57.14%	4 57.14%	7 100.00%				2 28.57%				3 42.86%
Diverted	15		3 20.00%	3 20.00%	9 60.00%				3 20.00%				4 26.67%
	203		67	188	67	1			55				55

27A.460 (2) Percentages of fines, imprisonment, or other penalty assessment;

\* Percentages are based on total sentence records per category (convicted, acquitted...etc)

\* There can be multiple sentence conditions to a single charge.

**ADMINISTRATIVE OFFICE OF THE COURTS**

Research & Statistics

**Annual Report FY 2016**

**Circuit Court - "Felony" Criminal Cases**

**NICHOLAS**

Plea Type	27A.460 - (5), (6)	GUILTY	NOT GUILTY	UNKNOWN PLEA TYPE	Total
Felony Charges	Original_Plea	21 9.17%	134 58.52%	74 32.31%	229 100.00%
	Final_Plea	155 67.69%	-	74 32.31%	229 100.00%
Felony amended to Non-Felony	Original_Plea	-	-	2 100.00%	2 100.00%
	Final_Plea	-	-	2 100.00%	2 100.00%

27A.460 (5) Percentage of pleas as charges;

27A.460 (6) Percentage of pleas to reduce charges;

Cases can have multiple charges which are heard either by a court trial, jury trial, no trial or by a combination of trial types. Depending upon the seriousness of the offense and the consequences of a guilty verdict, defendants in criminal cases have the constitutional right to a jury of their peers. In a jury trial, the Judge decides questions of law, and the jury decides whether the defendant is guilty or not guilty on each of the offense(s) charged. In a court trial, the judge decides questions of law and decides if guilty or not guilty on each offense(s) charges. The cases are categorized by how all the charges within the case were disposed. If all charges were disposed by the same trial type, it's counted in the separate category, otherwise, it's counted within the "Mixed Trial" category. If a charge had a nothing entered or it had "no trial" it's counted in the "No Trial" category.

Cases by Trial Type	27A.460 - (7), (8), (9), (10)	NO TRIAL	Total
Felony Amended Down to Non-Felony		2 100.00%	2 100.00%
Felony Charges		68 100.00%	68 100.00%
Felony Convictions		50 100.00%	50 100.00%

27A.460 (7) Percentage of disposition to guilty as charged by trial;

27A.460 (8) Percentage of those found guilty of lesser charge by trial;

27A.460 (9) Percentage of cases where jury trial taken;

27A.460 (10) Percentage of trials which are bench (court) trials; and

**Shock Probation by  
Disposition Type**

27A.440 (3b)

	DENIED	Total
0026090 SHOCK PROBATION IN FELONY CONVICTIONS	38 100.00%	38 100.0000%

27A.440 (3) Cases in which shock probation has been granted:

(b) Extracted data on shock probation shall be placed in the annual report of the Administrative Office of the Courts.

ADMINISTRATIVE OFFICE OF THE COURTS

Research & Statistics

Annual Report FY 2016

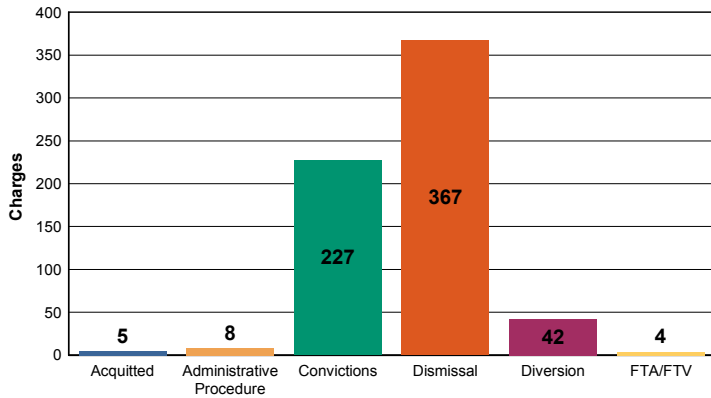
Circuit Court - "Felony" Criminal Cases

NICHOLAS

Of those 653 felony offenses, 227 (34.76%) were convicted; 5 were acquitted (0.77%); and 367 (56.20%) were dismissed.

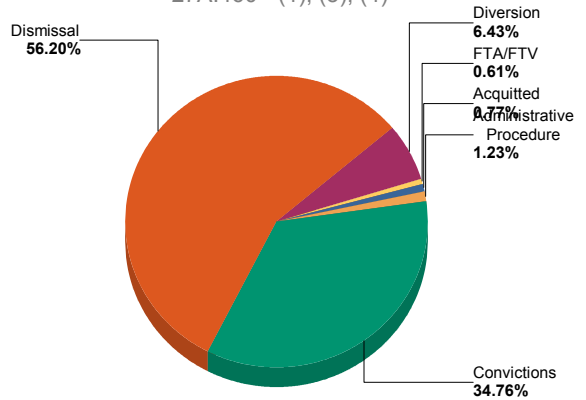
Felony Charges by Disposition Type

27A.460 - (1), (3), (4)



Percent of Charges by Disposition Type

27A.460 - (1), (3), (4)



27A.460 (1) Conviction percentages;

27A.460 (3) Percentage of acquittals;

27A.460(4) Percentage of dismissals;

\* "Others" disposition type include: Denied, Extradition, Grand Jury, Granted, Hung Jury, Merged, Mistrial, No Action Taken By Grand Jury, Other, Pardon - Prior to Adjudication Only, Peace Bond, Remanded, Set Aside/Voided, Sealed Records, Transfer, Drug Court Transfer, Vacated Judgment

Felony Charges Convicted by Disposition Type	ENHANCED	GUILTY	Total
	2	225	227
	0.88%	99.12%	100.00%

27A.460 - (2)	Sentence Records	Jail or Prison Conditionally Discharged	Jail or Prison Suspended	Jail or Prison Time > 0	Net Costs > \$0.00	Net Fines > \$0.00	Net Home Incarceration Time	Net Home Incarceration Time Suspended	Net Probation Time Supervised	Net Probation Time Unsupervised	Net Suspended Costs > \$0.00	Net Suspended Fines > \$0.00	Other Conditions
Convicted	226	9	55	226	45	6			38	18			16
		3.98%	24.34%	100.00%	19.91%	2.65%			16.81%	7.96%			7.08%
Dismissed	16				12								
					75.00%								
Diverted	14		1	2	11	1				1			3
			7.14%	14.29%	78.57%	7.14%				7.14%			21.43%
	256	9	56	228	68	7			38	19			19

27A.460 (2) Percentages of fines, imprisonment, or other penalty assessment;

\* Percentages are based on total sentence records per category (convicted, acquitted...etc)

\* There can be multiple sentence conditions to a single charge.

**ADMINISTRATIVE OFFICE OF THE COURTS**

Research & Statistics

**Annual Report FY 2016**

**Circuit Court - "Felony" Criminal Cases**

**OHIO**

Plea Type	27A.460 - (5), (6)	GUILTY	NOT GUILTY	UNKNOWN PLEA TYPE	Total
		Felony Charges	Original_Plea 2 0.31%	247 37.83%	404 61.87%
	Final_Plea	231 35.38%	18 2.76%	404 61.87%	653 100.00%
Felony amended to Non-Felony	Original_Plea	- 0.00%	- 0.00%	15 100.00%	15 100.00%
	Final_Plea	- 0.00%	- 0.00%	15 100.00%	15 100.00%

27A.460 (5) Percentage of pleas as charges;  
27A.460 (6) Percentage of pleas to reduce charges;

Cases can have multiple charges which are heard either by a court trial, jury trial, no trial or by a combination of trial types. Depending upon the seriousness of the offense and the consequences of a guilty verdict, defendants in criminal cases have the constitutional right to a jury of their peers. In a jury trial, the Judge decides questions of law, and the jury decides whether the defendant is guilty or not guilty on each of the offense(s) charged. In a court trial, the judge decides questions of law and decides if guilty or not guilty on each offense(s) charges. The cases are categorized by how all the charges within the case were disposed. If all charges were disposed by the same trial type, it's counted in the separate category, otherwise, it's counted within the "Mixed Trial" category. If a charge had a nothing entered or it had "no trial" it's counted in the "No Trial" category.

Cases by Trial Type	27A.460 - (7), (8), (9), (10)	JURY TRIAL	NO TRIAL	Total
Felony Amended Down to Non-Felony		-	8 100.00%	8 100.00%
Felony Charges		3 1.26%	238 99.58%	241 100.84%
Felony Convictions		1 0.76%	130 99.24%	131 100.00%

27A.460 (7) Percentage of disposition to guilty as charged by trial;  
27A.460 (8) Percentage of those found guilty of lesser charge by trial;  
27A.460 (9) Percentage of cases where jury trial taken;  
27A.460 (10) Percentage of trials which are bench (court) trials; and

Shock Probation by Disposition Type	27A.440 (3b)	DENIED	GRANTED	Total
0026090 SHOCK PROBATION IN FELONY CONVICTIONS		7 11.29%	54 87.10%	61 98.3871%
0026100 SHOCK PROBATION IN MISDEMEANOR CONVICTIONS		1 1.61%	-	1 1.6129%

27A.440 (3) Cases in which shock probation has been granted:  
(b) Extracted data on shock probation shall be placed in the annual report of the Administrative Office of the Courts.



ADMINISTRATIVE OFFICE OF THE COURTS

Research & Statistics

Annual Report FY 2016

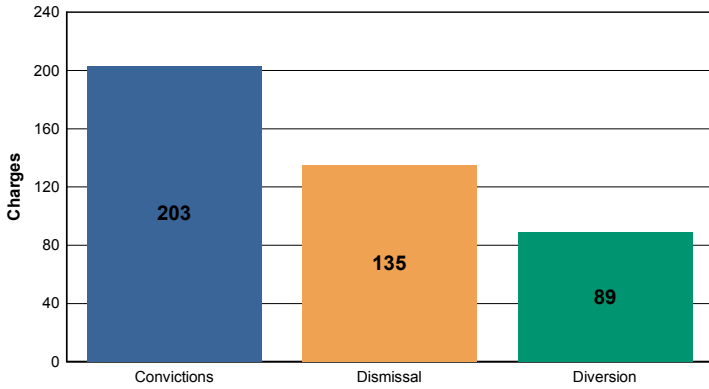
Circuit Court - "Felony" Criminal Cases

OHIO

Of those 427 felony offenses, 203 (47.54%) were convicted; were acquitted (%); and 135 (31.62%) were dismissed.

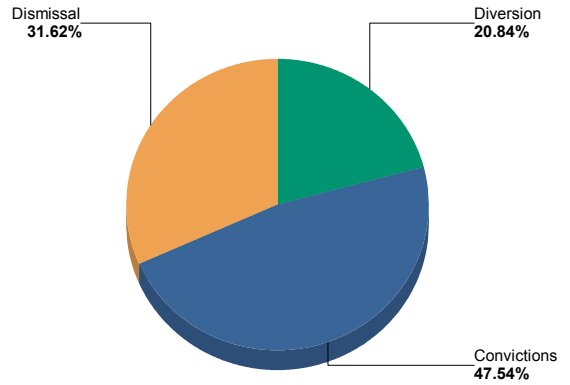
Felony Charges by Disposition Type

27A.460 - (1), (3), (4)



Percent of Charges by Disposition Type

27A.460 - (1), (3), (4)



27A.460 (1) Conviction percentages;

27A.460 (3) Percentage of acquittals;

27A.460(4) Percentage of dismissals;

\* "Others" disposition type include: Denied, Extradition, Grand Jury, Granted, Hung Jury, Merged, Mistrial, No Action Taken By Grand Jury, Other, Pardon - Prior to Adjudication Only, Peace Bond, Remanded, Set Aside/Voided, Sealed Records, Transfer, Drug Court Transfer, Vacated Judgment

Felony Charges Convicted by Disposition Type	ENHANCED	GUILTY	Total
	8 3.94%	195 96.06%	203 100.00%

27A.460 - (2)	Sentence Records	Jail or Prison Conditionally Discharged	Jail or Prison Suspended	Jail or Prison Time > 0	Net Costs > \$0.00	Net Fines > \$0.00	Net Home Incarceration Time	Net Home Incarceration Time Suspended	Net Probation Time Supervised	Net Probation Time Unsupervised	Net Suspended Costs > \$0.00	Net Suspended Fines > \$0.00	Other Conditions
Convicted	194	3 1.55%	92 47.42%	194 100.00%	107 55.15%	18 9.28%			88 45.36%	3 1.55%			66 34.02%
Dismissed	1		1 100.00%	1 100.00%						1 100.00%			
	195	3	93	195	107	18			88	4			66

27A.460 (2) Percentages of fines, imprisonment, or other penalty assessment;

\* Percentages are based on total sentence records per category (convicted, acquitted...etc)

\* There can be multiple sentence conditions to a single charge.

**ADMINISTRATIVE OFFICE OF THE COURTS**

Research & Statistics

**Annual Report FY 2016**

**Circuit Court - "Felony" Criminal Cases**

**OLDHAM**

Plea Type	27A.460 - (5), (6)	GUILTY	NOT GUILTY	UNKNOWN PLEA TYPE	Total
		Felony Charges	Original_Plea 24 5.62%	400 93.68%	3 0.70%
	Final_Plea	393 92.04%	31 7.26%	3 0.70%	427 100.00%
Felony amended to Non-Felony	Original_Plea	- 0.00%	- 0.00%	22 100.00%	22 100.00%
	Final_Plea	- 0.00%	- 0.00%	22 100.00%	22 100.00%

27A.460 (5) Percentage of pleas as charges;  
27A.460 (6) Percentage of pleas to reduce charges;

Cases can have multiple charges which are heard either by a court trial, jury trial, no trial or by a combination of trial types. Depending upon the seriousness of the offense and the consequences of a guilty verdict, defendants in criminal cases have the constitutional right to a jury of their peers. In a jury trial, the Judge decides questions of law, and the jury decides whether the defendant is guilty or not guilty on each of the offense(s) charged. In a court trial, the judge decides questions of law and decides if guilty or not guilty on each offense(s) charges. The cases are categorized by how all the charges within the case were disposed. If all charges were disposed by the same trial type, it's counted in the separate category, otherwise, it's counted within the "Mixed Trial" category. If a charge had a nothing entered or it had "no trial" it's counted in the "No Trial" category.

Cases by Trial Type	27A.460 - (7), (8), (9), (10)		
	COURT TRIAL	NO TRIAL	Total
Felony Amended Down to Non-Felony	-	18 100.00%	18 100.00%
Felony Charges	1 0.43%	233 99.57%	234 100.00%
Felony Convictions	1 0.81%	122 99.19%	123 100.00%

27A.460 (7) Percentage of disposition to guilty as charged by trial;  
27A.460 (8) Percentage of those found guilty of lesser charge by trial;  
27A.460 (9) Percentage of cases where jury trial taken;  
27A.460 (10) Percentage of trials which are bench (court) trials; and

Shock Probation by Disposition Type	27A.440 (3b)		
	DENIED	GRANTED	Total
0026090 SHOCK PROBATION IN FELONY CONVICTIONS	5 62.50%	3 37.50%	8 100.0000%

27A.440 (3) Cases in which shock probation has been granted:  
(b) Extracted data on shock probation shall be placed in the annual report of the Administrative Office of the Courts.

ADMINISTRATIVE OFFICE OF THE COURTS

Research & Statistics

Annual Report FY 2016

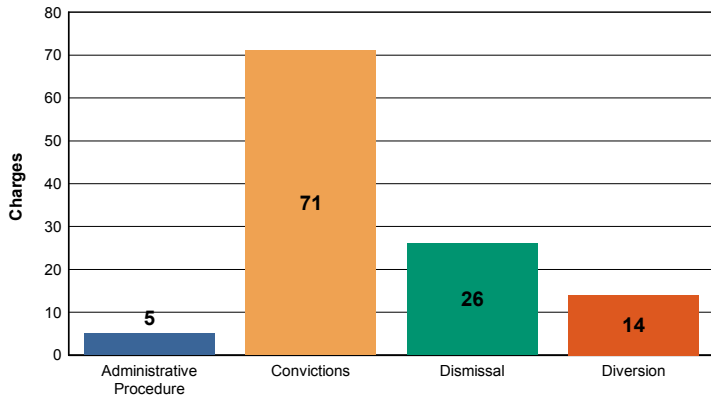
Circuit Court - "Felony" Criminal Cases

OLDHAM

Of those 116 felony offenses, 71 (61.21%) were convicted; were acquitted (%); and 26 (22.41%) were dismissed.

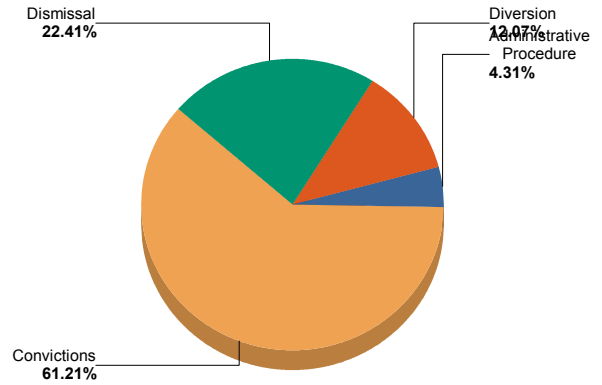
Felony Charges by Disposition Type

27A.460 - (1), (3), (4)



Percent of Charges by Disposition Type

27A.460 - (1), (3), (4)



27A.460 (1) Conviction percentages;

27A.460 (3) Percentage of acquittals;

27A.460(4) Percentage of dismissals;

\* "Others" disposition type include: Denied, Extradition, Grand Jury, Granted, Hung Jury, Merged, Mistrial, No Action Taken By Grand Jury, Other, Pardon - Prior to Adjudication Only, Peace Bond, Remanded, Set Aside/Voided, Sealed Records, Transfer, Drug Court Transfer, Vacated Judgment

Felony Charges Convicted by Disposition Type	GUILTY	Total
	71	71
	100.00%	100.00%

27A.460 - (2)	Sentence Records	Jail or Prison Conditionally Discharged	Jail or Prison Suspended	Jail or Prison Time > 0	Net Costs > \$0.00	Net Fines > \$0.00	Net Home Incarceration Time	Net Home Incarceration Time Suspended	Net Probation Time Supervised	Net Probation Time Unsupervised	Net Suspended Costs > \$0.00	Net Suspended Fines > \$0.00	Other Conditions
Convicted	71		35	71	43	70			29				35
			49.30%	100.00%	60.56%	98.59%			40.85%				49.30%
Dismissed	1				1								
					100.00%								
Diverted	4				4								3
					100.00%								75.00%
	76		35	71	48	70			29				38

27A.460 (2) Percentages of fines, imprisonment, or other penalty assessment;

\* Percentages are based on total sentence records per category (convicted, acquitted...etc)

\* There can be multiple sentence conditions to a single charge.

**ADMINISTRATIVE OFFICE OF THE COURTS**

Research & Statistics

**Annual Report FY 2016**

**Circuit Court - "Felony" Criminal Cases**

**OWEN**

Plea Type		27A.460 - (5), (6)	GUILTY	NOT GUILTY	UNKNOWN PLEA TYPE	Total
Felony Charges	Original_Plea		4 3.45%	67 57.76%	45 38.79%	116 100.00%
	Final_Plea		71 61.21%	- 0.00%	45 38.79%	116 100.00%
Felony amended to Non-Felony	Original_Plea		- 0.00%	4 57.14%	3 42.86%	7 100.00%
	Final_Plea		- 0.00%	4 57.14%	3 42.86%	7 100.00%

27A.460 (5) Percentage of pleas as charges;  
27A.460 (6) Percentage of pleas to reduce charges;

Cases can have multiple charges which are heard either by a court trial, jury trial, no trial or by a combination of trial types. Depending upon the seriousness of the offense and the consequences of a guilty verdict, defendants in criminal cases have the constitutional right to a jury of their peers. In a jury trial, the Judge decides questions of law, and the jury decides whether the defendant is guilty or not guilty on each of the offense(s) charged. In a court trial, the judge decides questions of law and decides if guilty or not guilty on each offense(s) charges. The cases are categorized by how all the charges within the case were disposed. If all charges were disposed by the same trial type, it's counted in the separate category, otherwise, it's counted within the "Mixed Trial" category. If a charge had a nothing entered or it had "no trial" it's counted in the "No Trial" category.

Cases by Trial Type	27A.460 - (7), (8), (9), (10)	NO TRIAL	Total
Felony Amended Down to Non-Felony		3 100.00%	3 100.00%
Felony Charges		79 100.00%	79 100.00%
Felony Convictions		46 100.00%	46 100.00%

27A.460 (7) Percentage of disposition to guilty as charged by trial;  
27A.460 (8) Percentage of those found guilty of lesser charge by trial;  
27A.460 (9) Percentage of cases where jury trial taken;  
27A.460 (10) Percentage of trials which are bench (court) trials; and

Shock Probation by Disposition Type	27A.440 (3b)	DENIED	GRANTED	WITHDRAWN	Total
0026090 SHOCK PROBATION IN FELONY CONVICTIONS		3 60.00%	1 20.00%	1 20.00%	5 100.0000%

27A.440 (3) Cases in which shock probation has been granted:  
(b) Extracted data on shock probation shall be placed in the annual report of the Administrative Office of the Courts.

ADMINISTRATIVE OFFICE OF THE COURTS

Research & Statistics

Annual Report FY 2016

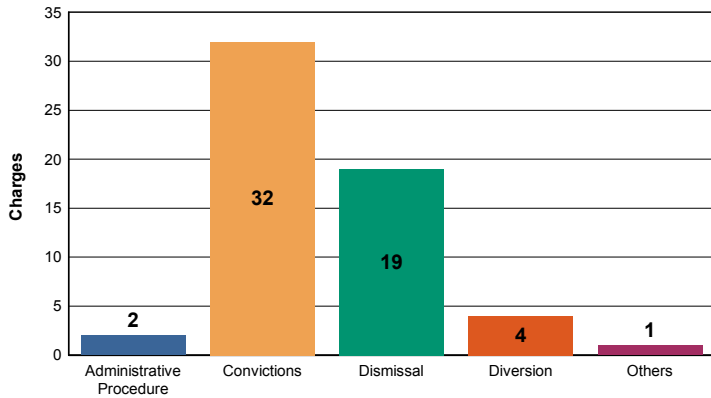
Circuit Court - "Felony" Criminal Cases

OWEN

Of those 58 felony offenses, 32 (55.17%) were convicted; were acquitted (%); and 19 (32.76%) were dismissed.

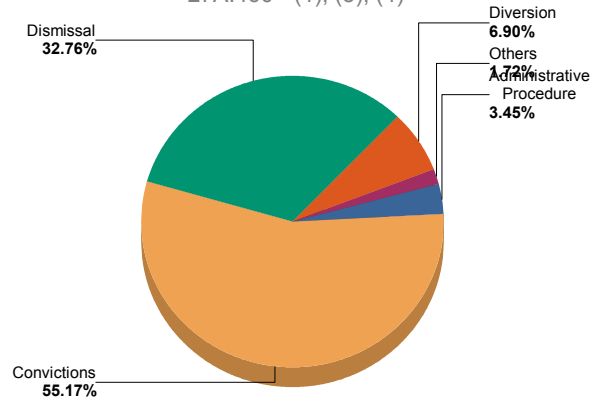
Felony Charges by Disposition Type

27A.460 - (1), (3), (4)



Percent of Charges by Disposition Type

27A.460 - (1), (3), (4)



27A.460 (1) Conviction percentages;

27A.460 (3) Percentage of acquittals;

27A.460(4) Percentage of dismissals;

\* "Others" disposition type include: Denied, Extradition, Grand Jury, Granted, Hung Jury, Merged, Mistrial, No Action Taken By Grand Jury, Other, Pardon - Prior to Adjudication Only, Peace Bond, Remanded, Set Aside/Voided, Sealed Records, Transfer, Drug Court Transfer, Vacated Judgment

Felony Charges Convicted by Disposition Type	ENHANCED	GUILTY	Total
	1	31	32
	3.13%	96.88%	100.00%

27A.460 - (2)	Sentence Records	Jail or Prison Conditionally Discharged	Jail or Prison Suspended	Jail or Prison Time > 0	Net Costs > \$0.00	Net Fines > \$0.00	Net Home Incarceration Time	Net Home Incarceration Time Suspended	Net Probation Time Supervised	Net Probation Time Unsupervised	Net Suspended Costs > \$0.00	Net Suspended Fines > \$0.00	Other Conditions
Convicted	31	4 12.90%	2 6.45%	31 100.00%	20 64.52%	-	-	3 9.68%	1 3.23%	-	-	11 35.48%	
Dismissed	3	1 33.33%	-	2 66.67%	3 100.00%	-	-	-	-	-	-	1 33.33%	
Diverted	1	1 100.00%	-	1 100.00%	-	-	-	1 100.00%	-	-	-	1 100.00%	
	35	6	2	34	23	-	-	4	1	-	-	13	

27A.460 (2) Percentages of fines, imprisonment, or other penalty assessment;

\* Percentages are based on total sentence records per category (convicted, acquitted...etc)

\* There can be multiple sentence conditions to a single charge.

**ADMINISTRATIVE OFFICE OF THE COURTS**

Research & Statistics

**Annual Report FY 2016**

**Circuit Court - "Felony" Criminal Cases**

**OWSLEY**

Plea Type		27A.460 - (5), (6)	GUILTY	NOT GUILTY	UNKNOWN PLEA TYPE	Total
Felony Charges	Original_Plea		0.00%	15 25.86%	43 74.14%	58 100.00%
	Final_Plea		5 8.62%	10 17.24%	43 74.14%	58 100.00%
Felony amended to Non-Felony	Original_Plea		0.00%	1 33.33%	2 66.67%	3 100.00%
	Final_Plea		0.00%	1 33.33%	2 66.67%	3 100.00%

27A.460 (5) Percentage of pleas as charges;  
27A.460 (6) Percentage of pleas to reduce charges;

Cases can have multiple charges which are heard either by a court trial, jury trial, no trial or by a combination of trial types. Depending upon the seriousness of the offense and the consequences of a guilty verdict, defendants in criminal cases have the constitutional right to a jury of their peers. In a jury trial, the Judge decides questions of law, and the jury decides whether the defendant is guilty or not guilty on each of the offense(s) charged. In a court trial, the judge decides questions of law and decides if guilty or not guilty on each offense(s) charges. The cases are categorized by how all the charges within the case were disposed. If all charges were disposed by the same trial type, it's counted in the separate category, otherwise, it's counted within the "Mixed Trial" category. If a charge had a nothing entered or it had "no trial" it's counted in the "No Trial" category.

Cases by Trial Type	27A.460 - (7), (8), (9), (10)	JURY TRIAL	NO TRIAL	Total
Felony Amended Down to Non-Felony		-	3 100.00%	3 100.00%
Felony Charges		1 2.33%	42 97.67%	43 100.00%
Felony Convictions		1 4.17%	23 95.83%	24 100.00%

27A.460 (7) Percentage of disposition to guilty as charged by trial;  
27A.460 (8) Percentage of those found guilty of lesser charge by trial;  
27A.460 (9) Percentage of cases where jury trial taken;  
27A.460 (10) Percentage of trials which are bench (court) trials; and

Shock Probation by Disposition Type	27A.440 (3b)	DENIED	GUILTY	Total
0026090 SHOCK PROBATION IN FELONY CONVICTIONS		5 83.33%	1 16.67%	6 100.0000%

27A.440 (3) Cases in which shock probation has been granted:  
(b) Extracted data on shock probation shall be placed in the annual report of the Administrative Office of the Courts.

ADMINISTRATIVE OFFICE OF THE COURTS

Research & Statistics

Annual Report FY 2016

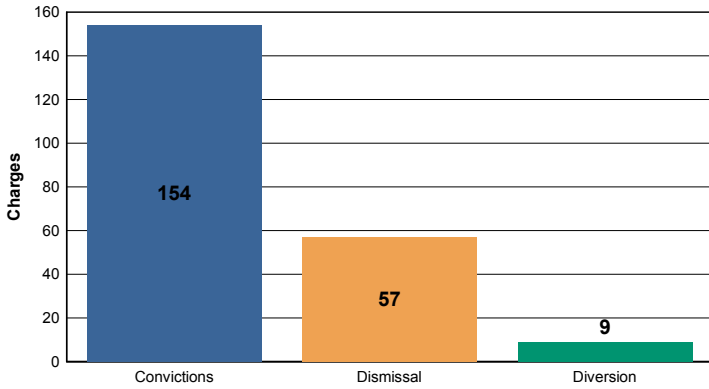
Circuit Court - "Felony" Criminal Cases

**OWSLEY**

Of those 220 felony offenses, 154 (70.00%) were convicted; were acquitted (%); and 57 (25.91%) were dismissed.

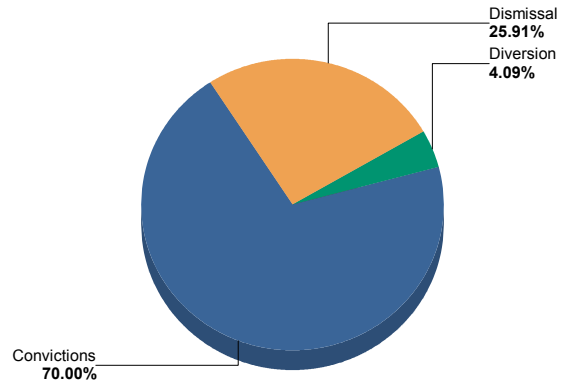
**Felony Charges by Disposition Type**

27A.460 - (1), (3), (4)



**Percent of Charges by Disposition Type**

27A.460 - (1), (3), (4)



27A.460 (1) Conviction percentages;

27A.460 (3) Percentage of acquittals;

27A.460(4) Percentage of dismissals;

\* "Others" disposition type include: Denied, Extradition, Grand Jury, Granted, Hung Jury, Merged, Mistrial, No Action Taken By Grand Jury, Other, Pardon - Prior to Adjudication Only, Peace Bond, Remanded, Set Aside/Voided, Sealed Records, Transfer, Drug Court Transfer, Vacated Judgment

Felony Charges Convicted by Disposition Type	GUILTY	Total
	154	154
	100.00%	100.00%

27A.460 - (2)	Sentence Records	Jail or Prison Conditionally Discharged	Jail or Prison Suspended	Jail or Prison Time > 0	Net Costs > \$0.00	Net Fines > \$0.00	Net Home Incarceration Time	Net Home Incarceration Time Suspended	Net Probation Time Supervised	Net Probation Time Unsupervised	Net Suspended Costs > \$0.00	Net Suspended Fines > \$0.00	Other Conditions
Convicted	154		27	154	71				24				18
			17.53%	100.00%	46.10%				15.58%				11.69%
Dismissed	6				6								
					100.00%								
Diverted	7				7								3
					100.00%								42.86%
	167		27	154	84				24				21

27A.460 (2) Percentages of fines, imprisonment, or other penalty assessment;

\* Percentages are based on total sentence records per category (convicted, acquitted...etc)

\* There can be multiple sentence conditions to a single charge.

**ADMINISTRATIVE OFFICE OF THE COURTS**

Research & Statistics

**Annual Report FY 2016**

**Circuit Court - "Felony" Criminal Cases**

**PENDLETON**

Plea Type	27A.460 - (5), (6)	GUILTY	NOT GUILTY	UNKNOWN PLEA TYPE	Total
		Felony Charges	Original_Plea 30 13.64%	120 54.55%	70 31.82%
	Final_Plea	150 68.18%	- 0.00%	70 31.82%	220 100.00%
Felony amended to Non-Felony	Original_Plea	- 0.00%	- 0.00%	1 100.00%	1 100.00%
	Final_Plea	- 0.00%	- 0.00%	1 100.00%	1 100.00%

27A.460 (5) Percentage of pleas as charges;  
27A.460 (6) Percentage of pleas to reduce charges;

Cases can have multiple charges which are heard either by a court trial, jury trial, no trial or by a combination of trial types. Depending upon the seriousness of the offense and the consequences of a guilty verdict, defendants in criminal cases have the constitutional right to a jury of their peers. In a jury trial, the Judge decides questions of law, and the jury decides whether the defendant is guilty or not guilty on each of the offense(s) charged. In a court trial, the judge decides questions of law and decides if guilty or not guilty on each offense(s) charges. The cases are categorized by how all the charges within the case were disposed. If all charges were disposed by the same trial type, it's counted in the separate category, otherwise, it's counted within the "Mixed Trial" category. If a charge had a nothing entered or it had "no trial" it's counted in the "No Trial" category.

Cases by Trial Type	27A.460 - (7), (8), (9), (10)		
	COURT TRIAL	NO TRIAL	Total
Felony Amended Down to Non-Felony	-	1 100.00%	1 100.00%
Felony Charges	1 1.12%	88 98.88%	89 100.00%
Felony Convictions	1 1.39%	71 98.61%	72 100.00%

27A.460 (7) Percentage of disposition to guilty as charged by trial;  
27A.460 (8) Percentage of those found guilty of lesser charge by trial;  
27A.460 (9) Percentage of cases where jury trial taken;  
27A.460 (10) Percentage of trials which are bench (court) trials; and

Shock Probation by Disposition Type	27A.440 (3b)		
	DENIED	GRANTED	Total
0026090 SHOCK PROBATION IN FELONY CONVICTIONS	31 88.57%	4 11.43%	35 100.0000%

27A.440 (3) Cases in which shock probation has been granted:  
(b) Extracted data on shock probation shall be placed in the annual report of the Administrative Office of the Courts.



ADMINISTRATIVE OFFICE OF THE COURTS

Research & Statistics

Annual Report FY 2016

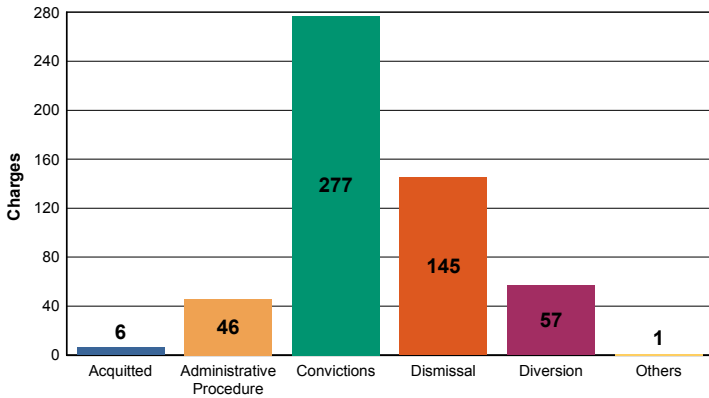
Circuit Court - "Felony" Criminal Cases

**PENDLETON**

Of those 532 felony offenses, 277 (52.07%) were convicted; 6 were acquitted (1.13%); and 145 (27.26%) were dismissed.

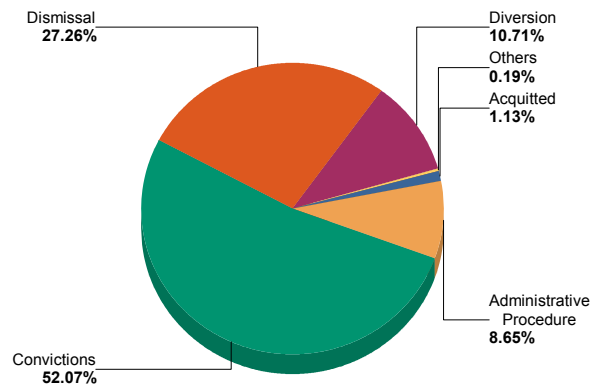
**Felony Charges by Disposition Type**

27A.460 - (1), (3), (4)



**Percent of Charges by Disposition Type**

27A.460 - (1), (3), (4)



27A.460 (1) Conviction percentages;

27A.460 (3) Percentage of acquittals;

27A.460(4) Percentage of dismissals;

\* "Others" disposition type include: Denied, Extradition, Grand Jury, Granted, Hung Jury, Merged, Mistrial, No Action Taken By Grand Jury, Other, Pardon - Prior to Adjudication Only, Peace Bond, Remanded, Set Aside/Voided, Sealed Records, Transfer, Drug Court Transfer, Vacated Judgment

	GUILTY	Total
Felony Charges Convicted by Disposition Type	277 100.00%	277 100.00%

27A.460 - (2)	Sentence Records	Jail or Prison Conditionally Discharged	Jail or Prison Suspended	Jail or Prison Time > 0	Net Costs > \$0.00	Net Fines > \$0.00	Net Home Incarceration Time	Net Home Incarceration Time Suspended	Net Probation Time Supervised	Net Probation Time Unsupervised	Net Suspended Costs > \$0.00	Net Suspended Fines > \$0.00	Other Conditions
Convicted	274	-	109 39.78%	273 99.64%	107 39.05%	4 1.46%	-	-	65 23.72%	50 18.25%	-	-	119 43.43%
Dismissed	10	-	1 10.00%	2 20.00%	2 20.00%	-	-	-	1 10.00%	-	-	-	10 100.00%
Diverted	8	-	-	-	8 100.00%	-	-	-	-	-	-	-	-
	292	-	110	275	117	4	-	-	66	50	-	-	129

27A.460 (2) Percentages of fines, imprisonment, or other penalty assessment;

\* Percentages are based on total sentence records per category (convicted, acquitted...etc)

\* There can be multiple sentence conditions to a single charge.

**ADMINISTRATIVE OFFICE OF THE COURTS**

Research & Statistics

**Annual Report FY 2016**

**Circuit Court - "Felony" Criminal Cases**

**PERRY**

Plea Type	27A.460 - (5), (6)	NOT GUILTY	UNKNOWN PLEA TYPE	Total
Felony Charges	Original_Plea	8 1.50%	524 98.50%	532 100.00%
	Final_Plea	8 1.50%	524 98.50%	532 100.00%
Felony amended to Non-Felony	Original_Plea	-	50 100.00%	50 100.00%
	Final_Plea	-	50 100.00%	50 100.00%

27A.460 (5) Percentage of pleas as charges;

27A.460 (6) Percentage of pleas to reduce charges;

Cases can have multiple charges which are heard either by a court trial, jury trial, no trial or by a combination of trial types. Depending upon the seriousness of the offense and the consequences of a guilty verdict, defendants in criminal cases have the constitutional right to a jury of their peers. In a jury trial, the Judge decides questions of law, and the jury decides whether the defendant is guilty or not guilty on each of the offense(s) charged. In a court trial, the judge decides questions of law and decides if guilty or not guilty on each offense(s) charges. The cases are categorized by how all the charges within the case were disposed. If all charges were disposed by the same trial type, it's counted in the separate category, otherwise, it's counted within the "Mixed Trial" category. If a charge had a nothing entered or it had "no trial" it's counted in the "No Trial" category.

Cases by Trial Type	27A.460 - (7), (8), (9), (10)	JURY TRIAL	NO TRIAL	Total
Felony Amended Down to Non-Felony		-	37 100.00%	37 100.00%
Felony Charges		4 1.78%	221 98.22%	225 100.00%
Felony Convictions		-	138 100.00%	138 100.00%

27A.460 (7) Percentage of disposition to guilty as charged by trial;

27A.460 (8) Percentage of those found guilty of lesser charge by trial;

27A.460 (9) Percentage of cases where jury trial taken;

27A.460 (10) Percentage of trials which are bench (court) trials; and

**Shock Probation by  
Disposition Type**

27A.440 (3b)

	GRANTED	Total
0026090 SHOCK PROBATION IN FELONY CONVICTIONS	10 100.00%	10 100.0000%

27A.440 (3) Cases in which shock probation has been granted:

(b) Extracted data on shock probation shall be placed in the annual report of the Administrative Office of the Courts.

ADMINISTRATIVE OFFICE OF THE COURTS

Research & Statistics

Annual Report FY 2016

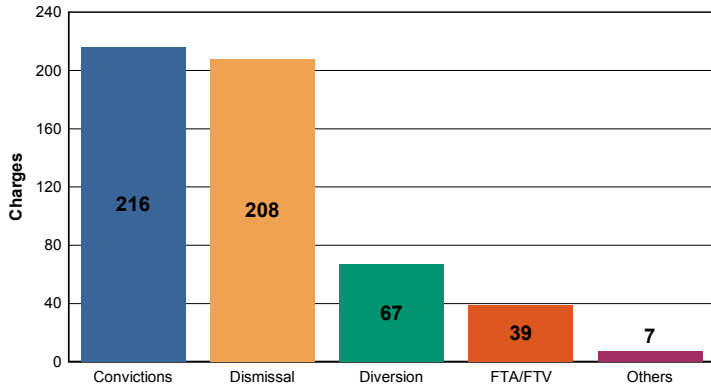
Circuit Court - "Felony" Criminal Cases

PERRY

Of those 537 felony offenses, 216 (40.22%) were convicted; were acquitted (%); and 208 (38.73%) were dismissed.

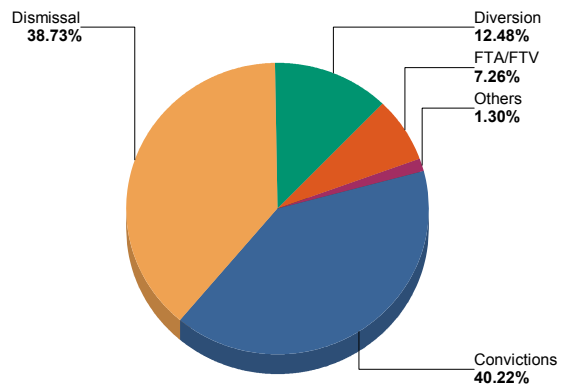
**Felony Charges by Disposition Type**

27A.460 - (1), (3), (4)



**Percent of Charges by Disposition Type**

27A.460 - (1), (3), (4)



27A.460 (1) Conviction percentages;

27A.460 (3) Percentage of acquittals;

27A.460(4) Percentage of dismissals;

\* "Others" disposition type include: Denied, Extradition, Grand Jury, Granted, Hung Jury, Merged, Mistrial, No Action Taken By Grand Jury, Other, Pardon - Prior to Adjudication Only, Peace Bond, Remanded, Set Aside/Voided, Sealed Records, Transfer, Drug Court Transfer, Vacated Judgment

	ENHANCED	GUILTY	Total
Felony Charges Convicted by Disposition Type	2 0.93%	214 99.07%	216 100.00%

**ADMINISTRATIVE OFFICE OF THE COURTS**

Research & Statistics

**Annual Report FY 2016**

**Circuit Court - "Felony" Criminal Cases**

**PIKE**

27A.460 - (2)	Sentence Records	Jail or Prison Conditionally Discharged	Jail or Prison Suspended	Jail or Prison Time > 0	Net Costs > \$0.00	Net Fines > \$0.00	Net Home Incarceration Time	Net Home Incarceration Time Suspended	Net Probation Time Supervised	Net Probation Time Unsupervised	Net Suspended Costs > \$0.00	Net Suspended Fines > \$0.00	Other Conditions
Convicted	214	-	79 36.92%	213 99.53%	46 21.50%	-	-	-	76 35.51%	-	-	-	71 33.18%
Dismissed	39	-	21 53.85%	22 56.41%	1 2.56%	-	-	-	18 46.15%	2 5.13%	-	-	24 61.54%
Diverted	37	-	31 83.78%	32 86.49%	-	-	-	-	16 43.24%	8 21.62%	-	-	22 59.46%
Others	6	1 16.67%	2 33.33%	6 100.00%	-	-	-	-	-	1 16.67%	-	-	-
	<b>296</b>	<b>1</b>	<b>133</b>	<b>273</b>	<b>47</b>	<b>-</b>	<b>-</b>	<b>-</b>	<b>110</b>	<b>11</b>	<b>-</b>	<b>-</b>	<b>117</b>

**27A.460 (2) Percentages of fines, imprisonment, or other penalty assessment;**

\* Percentages are based on total sentence records per category (convicted, acquitted...etc)

\* There can be multiple sentence conditions to a single charge.

Plea Type	27A.460 - (5), (6)	Plea Type			Total
		GUILTY	NOT GUILTY	UNKNOWN	
Felony Charges	Original_Plea	-	42 7.82%	495 92.18%	537 100.00%
	Final_Plea	42 7.82%	-	495 92.18%	537 100.00%
Felony amended to Non-Felony	Original_Plea	-	-	162 100.00%	162 100.00%
	Final_Plea	-	-	162 100.00%	162 100.00%

**27A.460 (5) Percentage of pleas as charges;**

**27A.460 (6) Percentage of pleas to reduce charges;**

Cases can have multiple charges which are heard either by a court trial, jury trial, no trial or by a combination of trial types. Depending upon the seriousness of the offense and the consequences of a guilty verdict, defendants in criminal cases have the constitutional right to a jury of their peers. In a jury trial, the Judge decides questions of law, and the jury decides whether the defendant is guilty or not guilty on each of the offense(s) charged. In a court trial, the judge decides questions of law and decides if guilty or not guilty on each offense(s) charges. The cases are categorized by how all the charges within the case were disposed. If all charges were disposed by the same trial type, it's counted in the separate category, otherwise, it's counted within the "Mixed Trial" category. If a charge had a nothing entered or it had "no trial" it's counted in the "No Trial" category.

Cases by Trial Type	27A.460 - (7), (8), (9), (10)	NO TRIAL	Total
Felony Amended Down to Non-Felony		139 100.00%	139 100.00%
Felony Charges		334 100.00%	334 100.00%
Felony Convictions		144 100.00%	144 100.00%

**27A.460 (7) Percentage of disposition to guilty as charged by trial;**

**27A.460 (8) Percentage of those found guilty of lesser charge by trial;**

**27A.460 (9) Percentage of cases where jury trial taken;**

**27A.460 (10) Percentage of trials which are bench (court) trials; and**

**ADMINISTRATIVE OFFICE OF THE COURTS**

Research & Statistics

**Annual Report FY 2016**

**Circuit Court - "Felony" Criminal Cases**

**PIKE**

**Shock Probation by  
Disposition Type**

27A.440 (3b)

	DENIED	DISMISSED	GRANTED	OTHER	SET ASIDE/VOIDED	Total
0026090 SHOCK PROBATION IN FELONY CONVICTIONS	43 75.44%	1 1.75%	10 17.54%	1 1.75%	2 3.51%	57 100.0001%

27A.440 (3) Cases in which shock probation has been granted:

(b) Extracted data on shock probation shall be placed in the annual report of the Administrative Office of the Courts.

ADMINISTRATIVE OFFICE OF THE COURTS

Research & Statistics

Annual Report FY 2016

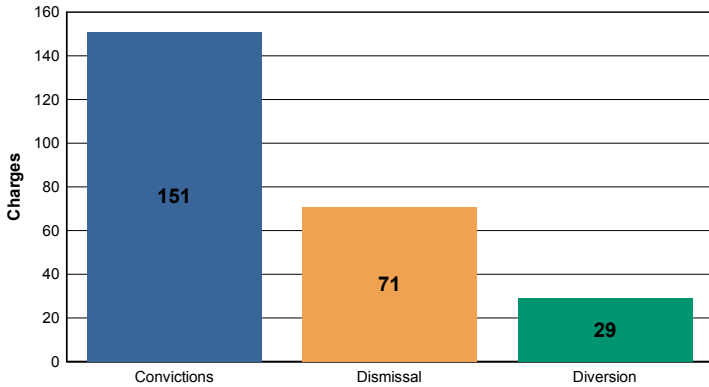
Circuit Court - "Felony" Criminal Cases

POWELL

Of those 251 felony offenses, 151 (60.16%) were convicted; were acquitted (%); and 71 (28.29%) were dismissed.

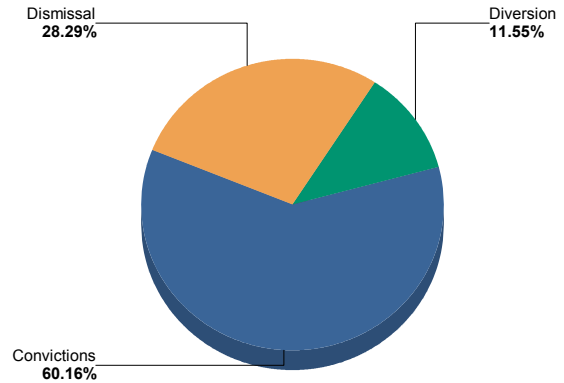
Felony Charges by Disposition Type

27A.460 - (1), (3), (4)



Percent of Charges by Disposition Type

27A.460 - (1), (3), (4)



27A.460 (1) Conviction percentages;

27A.460 (3) Percentage of acquittals;

27A.460(4) Percentage of dismissals;

\* "Others" disposition type include: Denied, Extradition, Grand Jury, Granted, Hung Jury, Merged, Mistrial, No Action Taken By Grand Jury, Other, Pardon - Prior to Adjudication Only, Peace Bond, Remanded, Set Aside/Voided, Sealed Records, Transfer, Drug Court Transfer, Vacated Judgment

	GUILTY	Total
Felony Charges Convicted by Disposition Type	151 100.00%	151 100.00%

27A.460 - (2)	Sentence Records	Jail or Prison Conditionally Discharged	Jail or Prison Suspended	Jail or Prison Time > 0	Net Costs > \$0.00	Net Fines > \$0.00	Net Home Incarceration Time	Net Home Incarceration Time Suspended	Net Probation Time Supervised	Net Probation Time Unsupervised	Net Suspended Costs > \$0.00	Net Suspended Fines > \$0.00	Other Conditions
Convicted	150	-	133 88.67%	149 99.33%	62 41.33%	1 0.67%	-	-	122 81.33%	7 4.67%	-	-	39 26.00%
Dismissed	15	2 13.33%	4 26.67%	9 60.00%	10 66.67%	-	-	-	2 13.33%	4 26.67%	-	-	2 13.33%
Diverted	2	-	-	-	1 50.00%	-	-	-	-	-	-	-	-
	167	2	137	158	73	1	-	-	124	11	-	-	41

27A.460 (2) Percentages of fines, imprisonment, or other penalty assessment;

\* Percentages are based on total sentence records per category (convicted, acquitted...etc)

\* There can be multiple sentence conditions to a single charge.

**ADMINISTRATIVE OFFICE OF THE COURTS**

Research & Statistics

**Annual Report FY 2016**

**Circuit Court - "Felony" Criminal Cases**

**POWELL**

Plea Type		27A.460 - (5), (6)	GUILTY	NOT GUILTY	UNKNOWN PLEA TYPE	Total
Felony Charges	Original_Plea		0.00%	19 7.57%	232 92.43%	251 100.00%
	Final_Plea		18 7.17%	1 0.40%	232 92.43%	251 100.00%
Felony amended to Non-Felony	Original_Plea		0.00%	0.00%	9 100.00%	9 100.00%
	Final_Plea		0.00%	0.00%	9 100.00%	9 100.00%

27A.460 (5) Percentage of pleas as charges;  
27A.460 (6) Percentage of pleas to reduce charges;

Cases can have multiple charges which are heard either by a court trial, jury trial, no trial or by a combination of trial types. Depending upon the seriousness of the offense and the consequences of a guilty verdict, defendants in criminal cases have the constitutional right to a jury of their peers. In a jury trial, the Judge decides questions of law, and the jury decides whether the defendant is guilty or not guilty on each of the offense(s) charged. In a court trial, the judge decides questions of law and decides if guilty or not guilty on each offense(s) charges. The cases are categorized by how all the charges within the case were disposed. If all charges were disposed by the same trial type, it's counted in the separate category, otherwise, it's counted within the "Mixed Trial" category. If a charge had a nothing entered or it had "no trial" it's counted in the "No Trial" category.

Cases by Trial Type		27A.460 - (7), (8), (9), (10)	JURY TRIAL	NO TRIAL	Total
Felony Amended Down to Non-Felony			-	9 100.00%	9 100.00%
Felony Charges			1 0.78%	128 99.22%	129 100.00%
Felony Convictions			1 1.43%	69 98.57%	70 100.00%

27A.460 (7) Percentage of disposition to guilty as charged by trial;  
27A.460 (8) Percentage of those found guilty of lesser charge by trial;  
27A.460 (9) Percentage of cases where jury trial taken;  
27A.460 (10) Percentage of trials which are bench (court) trials; and

Shock Probation by Disposition Type		27A.440 (3b)	DENIED	GRANTED	Total
0026090 SHOCK PROBATION IN FELONY CONVICTIONS			15 62.50%	9 37.50%	24 100.0000%

27A.440 (3) Cases in which shock probation has been granted:  
(b) Extracted data on shock probation shall be placed in the annual report of the Administrative Office of the Courts.

ADMINISTRATIVE OFFICE OF THE COURTS

Research & Statistics

Annual Report FY 2016

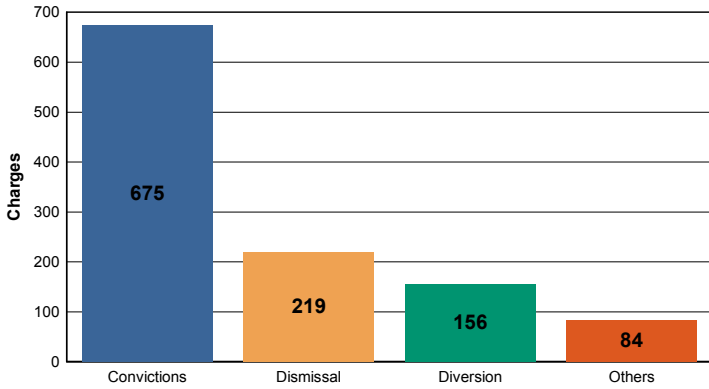
Circuit Court - "Felony" Criminal Cases

POWELL

Of those 1,134 felony offenses, 675 (59.52%) were convicted; were acquitted (%); and 219 (19.31%) were dismissed.

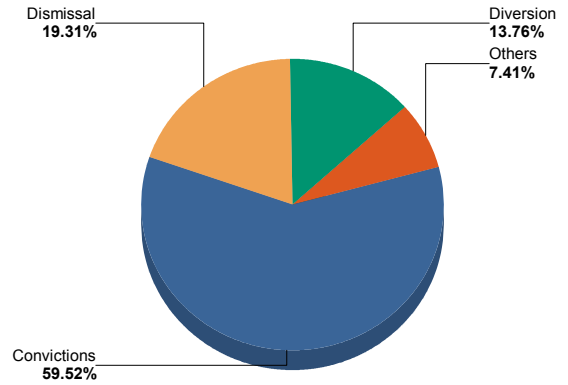
**Felony Charges by Disposition Type**

27A.460 - (1), (3), (4)



**Percent of Charges by Disposition Type**

27A.460 - (1), (3), (4)



27A.460 (1) Conviction percentages;

27A.460 (3) Percentage of acquittals;

27A.460(4) Percentage of dismissals;

\* "Others" disposition type include: Denied, Extradition, Grand Jury, Granted, Hung Jury, Merged, Mistrial, No Action Taken By Grand Jury, Other, Pardon - Prior to Adjudication Only, Peace Bond, Remanded, Set Aside/Voided, Sealed Records, Transfer, Drug Court Transfer, Vacated Judgment

	ENHANCED	GUILTY	Total
Felony Charges Convicted by Disposition Type	3 0.44%	672 99.56%	675 100.00%



**ADMINISTRATIVE OFFICE OF THE COURTS**

Research & Statistics

**Annual Report FY 2016**

**Circuit Court - "Felony" Criminal Cases**

**PULASKI**

27A.460 - (2)	Sentence Records	Jail or Prison Conditionally Discharged	Jail or Prison Suspended	Jail or Prison Time > 0	Net Costs > \$0.00	Net Fines > \$0.00	Net Home Incarceration Time	Net Home Incarceration Time Suspended	Net Probation Time Supervised	Net Probation Time Unsupervised	Net Suspended Costs > \$0.00	Net Suspended Fines > \$0.00	Other Conditions
Convicted	672	1 0.15%	299 44.49%	668 99.40%	226 33.63%	10 1.49%	-	-	170 25.30%	-	-	-	28 4.17%
Dismissed	48	-	20 41.67%	46 95.83%	17 35.42%	-	-	-	7 14.58%	1 2.08%	-	-	4 8.33%
Diverted	97	-	70 72.16%	77 79.38%	76 78.35%	-	-	-	18 18.56%	1 1.03%	-	-	14 14.43%
Others	2	-	1 50.00%	2 100.00%	1 50.00%	-	-	-	-	-	-	-	-
	819	1	390	793	320	10	-	-	195	2	-	-	46

**27A.460 (2) Percentages of fines, imprisonment, or other penalty assessment;**

\* Percentages are based on total sentence records per category (convicted, acquitted...etc)

\* There can be multiple sentence conditions to a single charge.

Plea Type	27A.460 - (5), (6)	GUILTY	NOT GUILTY	UNKNOWN PLEA TYPE	Total
		Felony Charges	Original_Plea 750 66.14%	3 0.26%	381 33.60%
	Final_Plea	753 66.40%	- 0.00%	381 33.60%	1,134 100.00%
Felony amended to Non-Felony	Original_Plea	1 3.33%	- 0.00%	29 96.67%	30 100.00%
	Final_Plea	1 3.33%	- 0.00%	29 96.67%	30 100.00%

**27A.460 (5) Percentage of pleas as charges;**

**27A.460 (6) Percentage of pleas to reduce charges;**

Cases can have multiple charges which are heard either by a court trial, jury trial, no trial or by a combination of trial types. Depending upon the seriousness of the offense and the consequences of a guilty verdict, defendants in criminal cases have the constitutional right to a jury of their peers. In a jury trial, the Judge decides questions of law, and the jury decides whether the defendant is guilty or not guilty on each of the offense(s) charged. In a court trial, the judge decides questions of law and decides if guilty or not guilty on each offense(s) charges. The cases are categorized by how all the charges within the case were disposed. If all charges were disposed by the same trial type, it's counted in the separate category, otherwise, it's counted within the "Mixed Trial" category. If a charge had a nothing entered or it had "no trial" it's counted in the "No Trial" category.

Cases by Trial Type	27A.460 - (7), (8), (9), (10)	JURY TRIAL	NO TRIAL	Total
Felony Amended Down to Non-Felony	-	-	29 100.00%	29 100.00%
Felony Charges	3 0.45%	660 99.55%	663 100.00%	
Felony Convictions	3 0.62%	481 99.38%	484 100.00%	

**27A.460 (7) Percentage of disposition to guilty as charged by trial;**

**27A.460 (8) Percentage of those found guilty of lesser charge by trial;**

**27A.460 (9) Percentage of cases where jury trial taken;**

**27A.460 (10) Percentage of trials which are bench (court) trials; and**

**ADMINISTRATIVE OFFICE OF THE COURTS**

Research & Statistics

**Annual Report FY 2016**

**Circuit Court - "Felony" Criminal Cases**

**PULASKI**

**Shock Probation by  
Disposition Type**

27A.440 (3b)

	DENIED	GRANTED	Total
0026090 SHOCK PROBATION IN FELONY CONVICTIONS	8	1	9
	88.89%	11.11%	100.0000%

27A.440 (3) Cases in which shock probation has been granted:

(b) Extracted data on shock probation shall be placed in the annual report of the Administrative Office of the Courts.

ADMINISTRATIVE OFFICE OF THE COURTS

Research & Statistics

Annual Report FY 2016

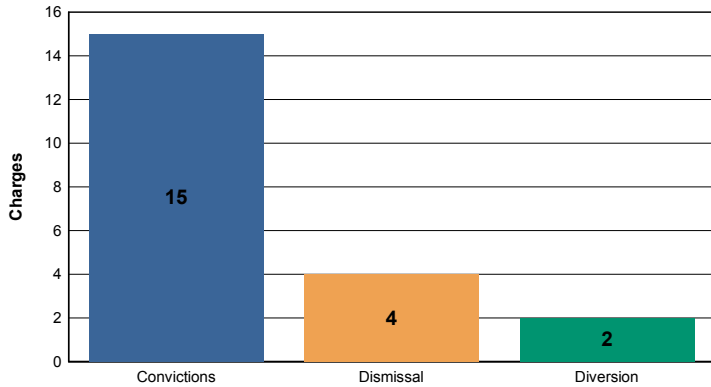
Circuit Court - "Felony" Criminal Cases

ROBERTSON

Of those 21 felony offenses, 15 (71.43%) were convicted; were acquitted (%); and 4 (19.05%) were dismissed.

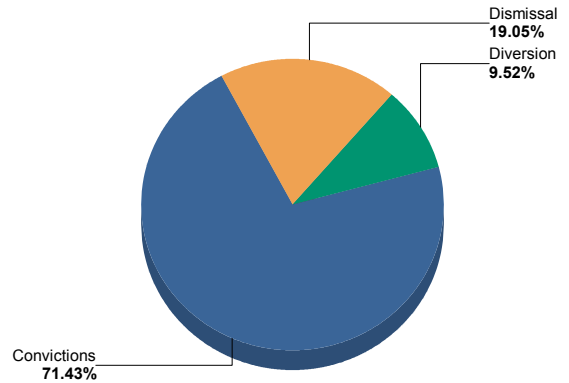
Felony Charges by Disposition Type

27A.460 - (1), (3), (4)



Percent of Charges by Disposition Type

27A.460 - (1), (3), (4)



27A.460 (1) Conviction percentages;

27A.460 (3) Percentage of acquittals;

27A.460(4) Percentage of dismissals;

\* "Others" disposition type include: Denied, Extradition, Grand Jury, Granted, Hung Jury, Merged, Mistrial, No Action Taken By Grand Jury, Other, Pardon - Prior to Adjudication Only, Peace Bond, Remanded, Set Aside/Voided, Sealed Records, Transfer, Drug Court Transfer, Vacated Judgment

Felony Charges Convicted by Disposition Type	ENHANCED	GUILTY	Total
	2 13.33%	13 86.67%	15 100.00%

27A.460 - (2)	Sentence Records	Jail or Prison Conditionally Discharged	Jail or Prison Suspended	Jail or Prison Time > 0	Net Costs > \$0.00	Net Fines > \$0.00	Net Home Incarceration Time	Net Home Incarceration Time Suspended	Net Probation Time Supervised	Net Probation Time Unsupervised	Net Suspended Costs > \$0.00	Net Suspended Fines > \$0.00	Other Conditions
Convicted	15	-	-	15 100.00%	6 40.00%	-	-	-	-	-	-	-	1 6.67%
Dismissed	1	-	-	-	1 100.00%	-	-	-	-	-	-	-	-
Diverted	1	-	-	-	-	-	-	-	-	-	-	-	-
	17	-	-	15	7	-	-	-	-	-	-	-	1

27A.460 (2) Percentages of fines, imprisonment, or other penalty assessment;

\* Percentages are based on total sentence records per category (convicted, acquitted...etc)

\* There can be multiple sentence conditions to a single charge.

**ADMINISTRATIVE OFFICE OF THE COURTS**

Research & Statistics

**Annual Report FY 2016**

**Circuit Court - "Felony" Criminal Cases**

**ROBERTSON**

Plea Type	27A.460 - (5), (6)	GUILTY	NOT GUILTY	Total
		Felony Charges	Original_Plea	2 9.52%
	Final_Plea	15 71.43%	6 28.57%	21 100.00%

27A.460 (5) Percentage of pleas as charges;

27A.460 (6) Percentage of pleas to reduce charges;

Cases can have multiple charges which are heard either by a court trial, jury trial, no trial or by a combination of trial types. Depending upon the seriousness of the offense and the consequences of a guilty verdict, defendants in criminal cases have the constitutional right to a jury of their peers. In a jury trial, the Judge decides questions of law, and the jury decides whether the defendant is guilty or not guilty on each of the offense(s) charged. In a court trial, the judge decides questions of law and decides if guilty or not guilty on each offense(s) charges. The cases are categorized by how all the charges within the case were disposed. If all charges were disposed by the same trial type, it's counted in the separate category, otherwise, it's counted within the "Mixed Trial" category. If a charge had a nothing entered or it had "no trial" it's counted in the "No Trial" category.

Cases by Trial Type	27A.460 - (7), (8), (9), (10)	NO TRIAL	Total
Felony Charges		10 100.00%	10 100.00%
Felony Convictions		6 100.00%	6 100.00%

27A.460 (7) Percentage of disposition to guilty as charged by trial;

27A.460 (8) Percentage of those found guilty of lesser charge by trial;

27A.460 (9) Percentage of cases where jury trial taken;

27A.460 (10) Percentage of trials which are bench (court) trials; and

**Shock Probation by  
Disposition Type**

27A.440 (3b)

	DENIED	Total
0026090 SHOCK PROBATION IN FELONY CONVICTIONS	6 100.00%	6 100.0000%

27A.440 (3) Cases in which shock probation has been granted:

(b) Extracted data on shock probation shall be placed in the annual report of the Administrative Office of the Courts.

ADMINISTRATIVE OFFICE OF THE COURTS

Research & Statistics

Annual Report FY 2016

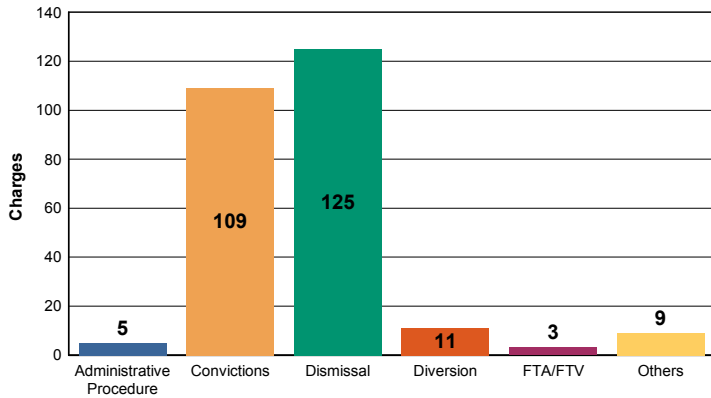
Circuit Court - "Felony" Criminal Cases

ROBERTSON

Of those 262 felony offenses, 109 (41.60%) were convicted; were acquitted (%); and 125 (47.71%) were dismissed.

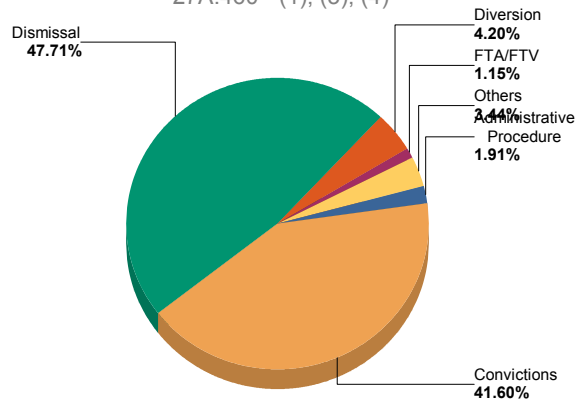
Felony Charges by Disposition Type

27A.460 - (1), (3), (4)



Percent of Charges by Disposition Type

27A.460 - (1), (3), (4)



27A.460 (1) Conviction percentages;

27A.460 (3) Percentage of acquittals;

27A.460(4) Percentage of dismissals;

\* "Others" disposition type include: Denied, Extradition, Grand Jury, Granted, Hung Jury, Merged, Mistrial, No Action Taken By Grand Jury, Other, Pardon - Prior to Adjudication Only, Peace Bond, Remanded, Set Aside/Voided, Sealed Records, Transfer, Drug Court Transfer, Vacated Judgment

Felony Charges Convicted by Disposition Type	GUILTY	Total
	109 100.00%	109 100.00%

27A.460 - (2)	Sentence Records	Jail or Prison Conditionally Discharged	Jail or Prison Suspended	Jail or Prison Time > 0	Net Costs > \$0.00	Net Fines > \$0.00	Net Home Incarceration Time	Net Home Incarceration Time Suspended	Net Probation Time Supervised	Net Probation Time Unsupervised	Net Suspended Costs > \$0.00	Net Suspended Fines > \$0.00	Other Conditions
Convicted	109		30 27.52%	109 100.00%	19 17.43%				30 27.52%				33 30.28%
	109		30	109	19				30				33

27A.460 (2) Percentages of fines, imprisonment, or other penalty assessment;

\* Percentages are based on total sentence records per category (convicted, acquitted...etc)

\* There can be multiple sentence conditions to a single charge.

**ADMINISTRATIVE OFFICE OF THE COURTS**

Research & Statistics

**Annual Report FY 2016**

**Circuit Court - "Felony" Criminal Cases**

**ROCKCASTLE**

Plea Type		27A.460 - (5), (6)		GUILTY	NOT GUILTY	UNKNOWN PLEA TYPE	Total
Felony Charges	Original_Plea	-	9	0.00%	3.44%	253	262
	Final_Plea	9	-	3.44%	0.00%	253	262
Felony amended to Non-Felony	Original_Plea	-	-	0.00%	0.00%	41	41
	Final_Plea	-	-	0.00%	0.00%	41	41

27A.460 (5) Percentage of pleas as charges;

27A.460 (6) Percentage of pleas to reduce charges;

Cases can have multiple charges which are heard either by a court trial, jury trial, no trial or by a combination of trial types. Depending upon the seriousness of the offense and the consequences of a guilty verdict, defendants in criminal cases have the constitutional right to a jury of their peers. In a jury trial, the Judge decides questions of law, and the jury decides whether the defendant is guilty or not guilty on each of the offense(s) charged. In a court trial, the judge decides questions of law and decides if guilty or not guilty on each offense(s) charges. The cases are categorized by how all the charges within the case were disposed. If all charges were disposed by the same trial type, it's counted in the separate category, otherwise, it's counted within the "Mixed Trial" category. If a charge had a nothing entered or it had "no trial" it's counted in the "No Trial" category.

Cases by Trial Type	27A.460 - (7), (8), (9), (10)		NO TRIAL	Total
Felony Amended Down to Non-Felony		33	33	33
		100.00%	100.00%	100.00%
Felony Charges		165	165	165
		100.00%	100.00%	100.00%
Felony Convictions		97	97	97
		100.00%	100.00%	100.00%

27A.460 (7) Percentage of disposition to guilty as charged by trial;

27A.460 (8) Percentage of those found guilty of lesser charge by trial;

27A.460 (9) Percentage of cases where jury trial taken;

27A.460 (10) Percentage of trials which are bench (court) trials; and

**Shock Probation by  
Disposition Type**

27A.440 (3b)

	DENIED	GRANTED	Total
0026090 SHOCK PROBATION IN FELONY CONVICTIONS	6	6	12
	50.00%	50.00%	100.0000%

27A.440 (3) Cases in which shock probation has been granted:

(b) Extracted data on shock probation shall be placed in the annual report of the Administrative Office of the Courts.

ADMINISTRATIVE OFFICE OF THE COURTS

Research & Statistics

Annual Report FY 2016

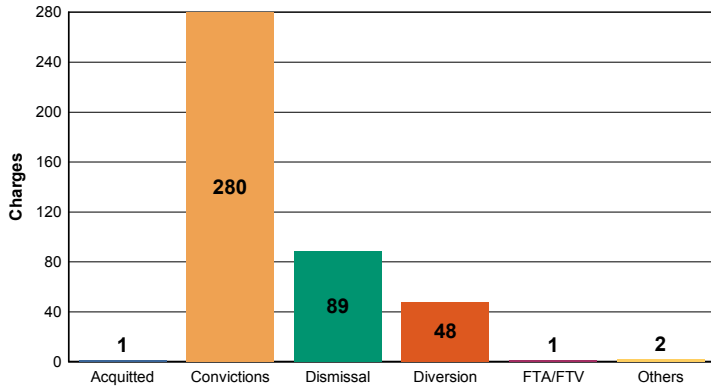
Circuit Court - "Felony" Criminal Cases

ROCKCASTLE

Of those 421 felony offenses, 280 (66.51%) were convicted; 1 were acquitted (0.24%); and 89 (21.14%) were dismissed.

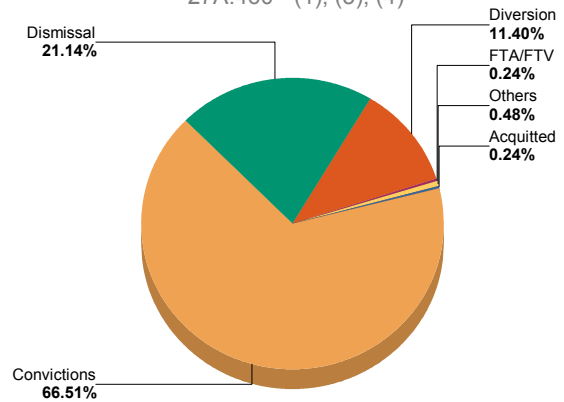
Felony Charges by Disposition Type

27A.460 - (1), (3), (4)



Percent of Charges by Disposition Type

27A.460 - (1), (3), (4)



27A.460 (1) Conviction percentages;

27A.460 (3) Percentage of acquittals;

27A.460(4) Percentage of dismissals;

\* "Others" disposition type include: Denied, Extradition, Grand Jury, Granted, Hung Jury, Merged, Mistrial, No Action Taken By Grand Jury, Other, Pardon - Prior to Adjudication Only, Peace Bond, Remanded, Set Aside/Voided, Sealed Records, Transfer, Drug Court Transfer, Vacated Judgment

Felony Charges Convicted by Disposition Type	ENHANCED	GUILTY	Total
	15 5.36%	265 94.64%	280 100.00%

27A.460 - (2)	Sentence Records	Jail or Prison Conditionally Discharged	Jail or Prison Suspended	Jail or Prison Time > 0	Net Costs > \$0.00	Net Fines > \$0.00	Net Home Incarceration Time	Net Home Incarceration Time Suspended	Net Probation Time Supervised	Net Probation Time Unsupervised	Net Suspended Costs > \$0.00	Net Suspended Fines > \$0.00	Other Conditions
Convicted	267	-	79 29.59%	265 99.25%	112 41.95%	3 1.12%	-	-	77 28.84%	2 0.75%	-	-	209 78.28%
Dismissed	3	-	2 66.67%	2 66.67%	1 33.33%	-	-	-	2 66.67%	-	-	-	3 100.00%
Diverted	13	-	-	-	5 38.46%	-	-	-	-	-	-	-	12 92.31%
	283	-	81	267	118	3	-	-	79	2	-	-	224

27A.460 (2) Percentages of fines, imprisonment, or other penalty assessment;

\* Percentages are based on total sentence records per category (convicted, acquitted...etc)

\* There can be multiple sentence conditions to a single charge.

**ADMINISTRATIVE OFFICE OF THE COURTS**

Research & Statistics

**Annual Report FY 2016**

**Circuit Court - "Felony" Criminal Cases**

**ROWAN**

Plea Type		27A.460 - (5), (6)	GUILTY	NOT GUILTY	UNKNOWN PLEA TYPE	Total
Felony Charges	Original_Plea		0.00%	257 61.05%	164 38.95%	421 100.00%
	Final_Plea		257 61.05%	-	164 38.95%	421 100.00%
Felony amended to Non-Felony	Original_Plea		0.00%	0.00%	39 100.00%	39 100.00%
	Final_Plea		0.00%	0.00%	39 100.00%	39 100.00%

27A.460 (5) Percentage of pleas as charges;  
27A.460 (6) Percentage of pleas to reduce charges;

Cases can have multiple charges which are heard either by a court trial, jury trial, no trial or by a combination of trial types. Depending upon the seriousness of the offense and the consequences of a guilty verdict, defendants in criminal cases have the constitutional right to a jury of their peers. In a jury trial, the Judge decides questions of law, and the jury decides whether the defendant is guilty or not guilty on each of the offense(s) charged. In a court trial, the judge decides questions of law and decides if guilty or not guilty on each offense(s) charges. The cases are categorized by how all the charges within the case were disposed. If all charges were disposed by the same trial type, it's counted in the separate category, otherwise, it's counted within the "Mixed Trial" category. If a charge had a nothing entered or it had "no trial" it's counted in the "No Trial" category.

Cases by Trial Type	27A.460 - (7), (8), (9), (10)	COURT TRIAL	JURY TRIAL	NO TRIAL	Total
Felony Amended Down to Non-Felony		-	-	33 100.00%	33 100.00%
Felony Charges		1 0.50%	2 0.99%	200 99.01%	203 100.50%
Felony Convictions		1 0.76%	2 1.52%	129 97.73%	132 100.00%

27A.460 (7) Percentage of disposition to guilty as charged by trial;  
27A.460 (8) Percentage of those found guilty of lesser charge by trial;  
27A.460 (9) Percentage of cases where jury trial taken;  
27A.460 (10) Percentage of trials which are bench (court) trials; and

Shock Probation by Disposition Type	27A.440 (3b)	DENIED	GRANTED	GUILTY	Total
0026090 SHOCK PROBATION IN FELONY CONVICTIONS		34 68.00%	14 28.00%	1 2.00%	49 98.0000%
0026100 SHOCK PROBATION IN MISDEMEANOR CONVICTIONS		1 2.00%	-	-	1 2.0000%

27A.440 (3) Cases in which shock probation has been granted:  
(b) Extracted data on shock probation shall be placed in the annual report of the Administrative Office of the Courts.



ADMINISTRATIVE OFFICE OF THE COURTS

Research & Statistics

Annual Report FY 2016

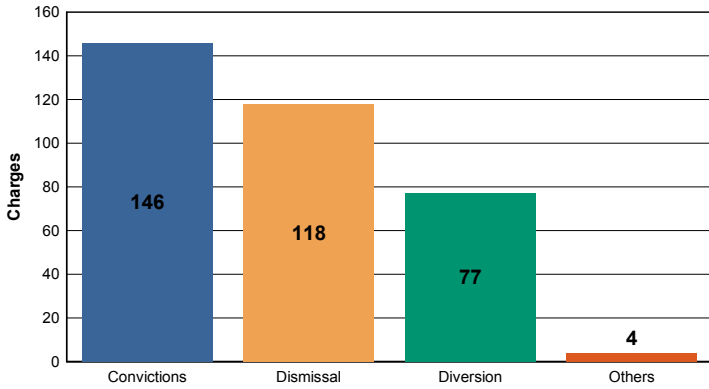
Circuit Court - "Felony" Criminal Cases

ROWAN

Of those 345 felony offenses, 146 (42.32%) were convicted; were acquitted (%); and 118 (34.20%) were dismissed.

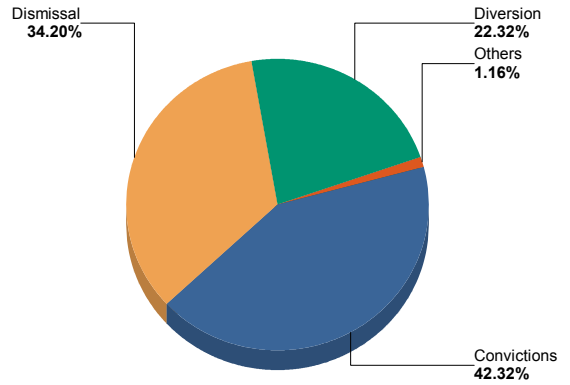
Felony Charges by Disposition Type

27A.460 - (1), (3), (4)



Percent of Charges by Disposition Type

27A.460 - (1), (3), (4)



27A.460 (1) Conviction percentages;

27A.460 (3) Percentage of acquittals;

27A.460(4) Percentage of dismissals;

\* "Others" disposition type include: Denied, Extradition, Grand Jury, Granted, Hung Jury, Merged, Mistrial, No Action Taken By Grand Jury, Other, Pardon - Prior to Adjudication Only, Peace Bond, Remanded, Set Aside/Voided, Sealed Records, Transfer, Drug Court Transfer, Vacated Judgment

Felony Charges Convicted by Disposition Type	ENHANCED	GUILTY	Total
	2	144	146
	1.37%	98.63%	100.00%

27A.460 - (2)	Sentence Records	Jail or Prison Conditionally Discharged	Jail or Prison Suspended	Jail or Prison Time > 0	Net Costs > \$0.00	Net Fines > \$0.00	Net Home Incarceration Time	Net Home Incarceration Time Suspended	Net Probation Time Supervised	Net Probation Time Unsupervised	Net Suspended Costs > \$0.00	Net Suspended Fines > \$0.00	Other Conditions
Convicted	143		82	143	66				67	15			10
			57.34%	100.00%	46.15%				46.85%	10.49%			6.99%
	143		82	143	66				67	15			10

27A.460 (2) Percentages of fines, imprisonment, or other penalty assessment;

\* Percentages are based on total sentence records per category (convicted, acquitted...etc)

\* There can be multiple sentence conditions to a single charge.

**ADMINISTRATIVE OFFICE OF THE COURTS**

Research & Statistics

**Annual Report FY 2016**

**Circuit Court - "Felony" Criminal Cases**

**RUSSELL**

Plea Type		27A.460 - (5), (6)		GUILTY	NOT GUILTY	UNKNOWN PLEA TYPE	Total
Felony Charges	Original_Plea	<b>62</b>	<b>270</b>	17.97%	78.26%	3.77%	<b>345</b> 100.00%
	Final_Plea	<b>239</b>	<b>93</b>	69.28%	26.96%	3.77%	<b>345</b> 100.00%
Felony amended to Non-Felony	Original_Plea	-	<b>4</b>	0.00%	80.00%	20.00%	<b>5</b> 100.00%
	Final_Plea	-	<b>4</b>	0.00%	80.00%	20.00%	<b>5</b> 100.00%

27A.460 (5) Percentage of pleas as charges;  
27A.460 (6) Percentage of pleas to reduce charges;

Cases can have multiple charges which are heard either by a court trial, jury trial, no trial or by a combination of trial types. Depending upon the seriousness of the offense and the consequences of a guilty verdict, defendants in criminal cases have the constitutional right to a jury of their peers. In a jury trial, the Judge decides questions of law, and the jury decides whether the defendant is guilty or not guilty on each of the offense(s) charged. In a court trial, the judge decides questions of law and decides if guilty or not guilty on each offense(s) charges. The cases are categorized by how all the charges within the case were disposed. If all charges were disposed by the same trial type, it's counted in the separate category, otherwise, it's counted within the "Mixed Trial" category. If a charge had a nothing entered or it had "no trial" it's counted in the "No Trial" category.

Cases by Trial Type	27A.460 - (7), (8), (9), (10)		JURY TRIAL	NO TRIAL	Total
Felony Amended Down to Non-Felony	<b>2</b>	<b>2</b>	50.00%	50.00%	<b>4</b> 100.00%
Felony Charges	<b>2</b>	<b>175</b>	1.13%	98.87%	<b>177</b> 100.00%
Felony Convictions	<b>2</b>	<b>71</b>	2.74%	97.26%	<b>73</b> 100.00%

27A.460 (7) Percentage of disposition to guilty as charged by trial;  
27A.460 (8) Percentage of those found guilty of lesser charge by trial;  
27A.460 (9) Percentage of cases where jury trial taken;  
27A.460 (10) Percentage of trials which are bench (court) trials; and

Shock Probation by Disposition Type	27A.440 (3b)		DENIED	WITHDRAWN	Total
0026090 SHOCK PROBATION IN FELONY CONVICTIONS	<b>24</b>	<b>1</b>	96.00%	4.00%	<b>25</b> 100.0000%

27A.440 (3) Cases in which shock probation has been granted:  
(b) Extracted data on shock probation shall be placed in the annual report of the Administrative Office of the Courts.

**ADMINISTRATIVE OFFICE OF THE COURTS**

Research & Statistics

**Annual Report FY 2016**

**Circuit Court - "Felony" Criminal Cases**

**RUSSELL**

**Youthful Offenders**

Note: Per statute 635.020 (7) If a person who is eighteen (18) or older and before the court is charged with a felony that occurred prior to his eighteenth birthday, the court shall, upon motion of the county attorney made prior to adjudication, and after the county attorney has consulted with the Commonwealth's attorney, that the child be proceeded against as a youthful offender, proceed in accordance with the provisions of KRS 640.010.

The youthful offender data is pulled by looking at the circuit criminal cases with defendant's age calculated from date of birth to the case filing date, which is under 18, however, those eighteen(18) or older may not be accounted.

There were 1 felony level offenses and 0 non-felony level offenses disposed within 1 circuit criminal cases during the fiscal year. Non-felony offenses include misdemeanor, violation, local ordinance or other level offense(s) within those cases.

27A.460 - (11)	Charges	Cases
Felony	1	1
Felony amended to Non-Felony	-	

**27A.460 (11) The number of juvenile offenders tried as an adult.**

Of the 1 felony level offenses disposed within the youthful offender cases, (%) charges were convicted.

Youthful Offender	Dismissal	Total
Felony Charges by Disposition Type	1 100.00%	1 100.00%

ADMINISTRATIVE OFFICE OF THE COURTS

Research & Statistics

Annual Report FY 2016

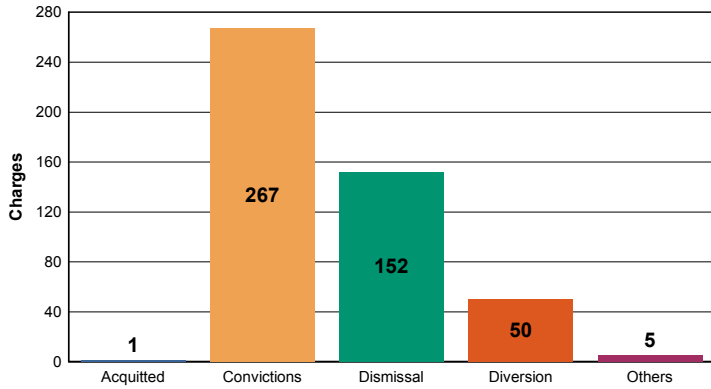
Circuit Court - "Felony" Criminal Cases

SCOTT

Of those 475 felony offenses, 267 (56.21%) were convicted; 1 were acquitted (0.21%); and 152 (32.00%) were dismissed.

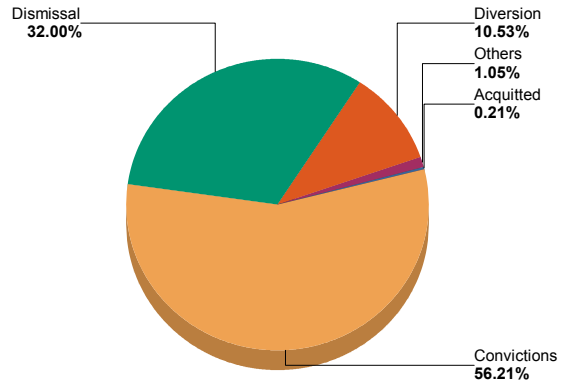
**Felony Charges by Disposition Type**

27A.460 - (1), (3), (4)



**Percent of Charges by Disposition Type**

27A.460 - (1), (3), (4)



**27A.460 (1) Conviction percentages;**

**27A.460 (3) Percentage of acquittals;**

**27A.460(4) Percentage of dismissals;**

\* "Others" disposition type include: Denied, Extradition, Grand Jury, Granted, Hung Jury, Merged, Mistrial, No Action Taken By Grand Jury, Other, Pardon - Prior to Adjudication Only, Peace Bond, Remanded, Set Aside/Voided, Sealed Records, Transfer, Drug Court Transfer, Vacated Judgment

	ENHANCED	GUILTY	Total
Felony Charges Convicted by Disposition Type	5 1.87%	262 98.13%	267 100.00%

**ADMINISTRATIVE OFFICE OF THE COURTS**

Research & Statistics

**Annual Report FY 2016**

**Circuit Court - "Felony" Criminal Cases**

**SCOTT**

27A.460 - (2)	Sentence Records	Jail or Prison Conditionally Discharged	Jail or Prison Suspended	Jail or Prison Time > 0	Net Costs > \$0.00	Net Fines > \$0.00	Net Home Incarceration Time	Net Home Incarceration Time Suspended	Net Probation Time Supervised	Net Probation Time Unsupervised	Net Suspended Costs > \$0.00	Net Suspended Fines > \$0.00	Other Conditions
Convicted	262	-	120 45.80%	261 99.62%	109 41.60%	1 0.38%	-	-	110 41.98%	6 2.29%	-	-	49 18.70%
Dismissed	1	-	-	1 100.00%	-	-	-	-	-	-	-	-	-
Diverted	14	-	14 100.00%	14 100.00%	3 21.43%	-	-	-	14 100.00%	-	-	-	4 28.57%
Others	2	-	1 50.00%	2 100.00%	-	-	-	-	-	1 50.00%	-	-	-
	279	-	135	278	112	1	-	-	124	7	-	-	53

**27A.460 (2) Percentages of fines, imprisonment, or other penalty assessment;**

\* Percentages are based on total sentence records per category (convicted, acquitted...etc)

\* There can be multiple sentence conditions to a single charge.

Plea Type	27A.460 - (5), (6)	GUILTY	NOT GUILTY	UNKNOWN PLEA TYPE	Total
Felony Charges	Original_Plea	11 2.32%	147 30.95%	317 66.74%	475 100.00%
	Final_Plea	158 33.26%	-	317 66.74%	475 100.00%
Felony amended to Non-Felony	Original_Plea	-	1 1.14%	87 98.86%	88 100.00%
	Final_Plea	1 1.14%	-	87 98.86%	88 100.00%

**27A.460 (5) Percentage of pleas as charges;**

**27A.460 (6) Percentage of pleas to reduce charges;**

Cases can have multiple charges which are heard either by a court trial, jury trial, no trial or by a combination of trial types. Depending upon the seriousness of the offense and the consequences of a guilty verdict, defendants in criminal cases have the constitutional right to a jury of their peers. In a jury trial, the Judge decides questions of law, and the jury decides whether the defendant is guilty or not guilty on each of the offense(s) charged. In a court trial, the judge decides questions of law and decides if guilty or not guilty on each offense(s) charges. The cases are categorized by how all the charges within the case were disposed. If all charges were disposed by the same trial type, it's counted in the separate category, otherwise, it's counted within the "Mixed Trial" category. If a charge had a nothing entered or it had "no trial" it's counted in the "No Trial" category.

Cases by Trial Type	27A.460 - (7), (8), (9), (10)			Total
	COURT TRIAL	JURY TRIAL	NO TRIAL	
Felony Amended Down to Non-Felony	1 1.59%	-	62 98.41%	63 100.00%
Felony Charges	6 2.59%	2 0.86%	230 99.14%	238 102.59%
Felony Convictions	2 1.23%	2 1.23%	161 98.77%	165 101.23%

**27A.460 (7) Percentage of disposition to guilty as charged by trial;**

**27A.460 (8) Percentage of those found guilty of lesser charge by trial;**

**27A.460 (9) Percentage of cases where jury trial taken;**

**27A.460 (10) Percentage of trials which are bench (court) trials; and**

ADMINISTRATIVE OFFICE OF THE COURTS

Research & Statistics

Annual Report FY 2016

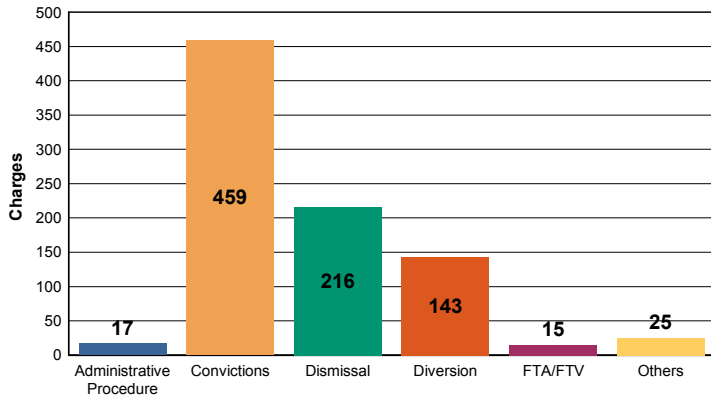
Circuit Court - "Felony" Criminal Cases

SCOTT

Of those 875 felony offenses, 459 (52.46%) were convicted; were acquitted (%); and 216 (24.69%) were dismissed.

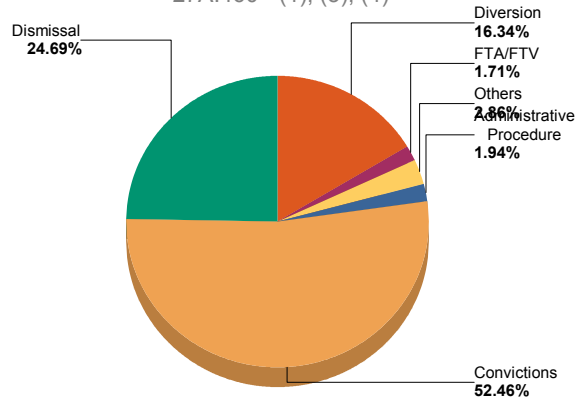
Felony Charges by Disposition Type

27A.460 - (1), (3), (4)



Percent of Charges by Disposition Type

27A.460 - (1), (3), (4)



27A.460 (1) Conviction percentages;

27A.460 (3) Percentage of acquittals;

27A.460(4) Percentage of dismissals;

\* "Others" disposition type include: Denied, Extradition, Grand Jury, Granted, Hung Jury, Merged, Mistrial, No Action Taken By Grand Jury, Other, Pardon - Prior to Adjudication Only, Peace Bond, Remanded, Set Aside/Voided, Sealed Records, Transfer, Drug Court Transfer, Vacated Judgment

Felony Charges Convicted by Disposition Type	GUILTY	Total
	459	459
	100.00%	100.00%

27A.460 - (2)	Sentence Records	Jail or Prison Conditionally Discharged	Jail or Prison Suspended	Jail or Prison Time > 0	Net Costs > \$0.00	Net Fines > \$0.00	Net Home Incarceration Time	Net Home Incarceration Time Suspended	Net Probation Time Supervised	Net Probation Time Unsupervised	Net Suspended Costs > \$0.00	Net Suspended Fines > \$0.00	Other Conditions
Convicted	458		270	458	225	16			270				243
			58.95%	100.00%	49.13%	3.49%			58.95%				53.06%
Dismissed	1												
Diverted	1				1								
					100.00%								
	460		270	458	226	16			270				243

27A.460 (2) Percentages of fines, imprisonment, or other penalty assessment;

\* Percentages are based on total sentence records per category (convicted, acquitted...etc)

\* There can be multiple sentence conditions to a single charge.

**ADMINISTRATIVE OFFICE OF THE COURTS**

Research & Statistics

**Annual Report FY 2016**

**Circuit Court - "Felony" Criminal Cases**

**SHELBY**

Plea Type	27A.460 - (5), (6)	GUILTY	NOT GUILTY	UNKNOWN PLEA TYPE	Total
		Felony Charges	Original_Plea	-	16
		0.00%	1.83%	98.17%	100.00%
	Final_Plea	16	-	859	875
		1.83%	0.00%	98.17%	100.00%
Felony amended to Non-Felony	Original_Plea	-	1	31	32
		0.00%	3.13%	96.88%	100.00%
	Final_Plea	1	-	31	32
		3.13%	0.00%	96.88%	100.00%

27A.460 (5) Percentage of pleas as charges;  
 27A.460 (6) Percentage of pleas to reduce charges;

Cases can have multiple charges which are heard either by a court trial, jury trial, no trial or by a combination of trial types. Depending upon the seriousness of the offense and the consequences of a guilty verdict, defendants in criminal cases have the constitutional right to a jury of their peers. In a jury trial, the Judge decides questions of law, and the jury decides whether the defendant is guilty or not guilty on each of the offense(s) charged. In a court trial, the judge decides questions of law and decides if guilty or not guilty on each offense(s) charges. The cases are categorized by how all the charges within the case were disposed. If all charges were disposed by the same trial type, it's counted in the separate category, otherwise, it's counted within the "Mixed Trial" category. If a charge had a nothing entered or it had "no trial" it's counted in the "No Trial" category.

Cases by Trial Type	27A.460 - (7), (8), (9), (10)	JURY TRIAL	NO TRIAL	Total
Felony Amended Down to Non-Felony		1	23	24
		4.17%	95.83%	100.00%
Felony Charges		2	406	408
		0.49%	99.51%	100.00%
Felony Convictions		2	243	245
		0.82%	99.18%	100.00%

27A.460 (7) Percentage of disposition to guilty as charged by trial;  
 27A.460 (8) Percentage of those found guilty of lesser charge by trial;  
 27A.460 (9) Percentage of cases where jury trial taken;  
 27A.460 (10) Percentage of trials which are bench (court) trials; and

Shock Probation by Disposition Type	27A.440 (3b)		
	DENIED	GRANTED	Total
0026090 SHOCK PROBATION IN FELONY CONVICTIONS	53	9	62
	85.48%	14.52%	100.0000%

27A.440 (3) Cases in which shock probation has been granted:  
 (b) Extracted data on shock probation shall be placed in the annual report of the Administrative Office of the Courts.

**ADMINISTRATIVE OFFICE OF THE COURTS**

Research & Statistics

**Annual Report FY 2016**

**Circuit Court - "Felony" Criminal Cases**

**SHELBY**

**Youthful Offenders**

Note: Per statute 635.020 (7) If a person who is eighteen (18) or older and before the court is charged with a felony that occurred prior to his eighteenth birthday, the court shall, upon motion of the county attorney made prior to adjudication, and after the county attorney has consulted with the Commonwealth's attorney, that the child be proceeded against as a youthful offender, proceed in accordance with the provisions of KRS 640.010.

The youthful offender data is pulled by looking at the circuit criminal cases with defendant's age calculated from date of birth to the case filing date, which is under 18, however, those eighteen(18) or older may not be accounted.

There were 4 felony level offenses and 0 non-felony level offenses disposed within 1 circuit criminal cases during the fiscal year. Non-felony offenses include misdemeanor, violation, local ordinance or other level offense(s) within those cases.

27A.460 - (11)	Charges	Cases
Felony	4	1
Felony amended to Non-Felony	-	

**27A.460 (11) The number of juvenile offenders tried as an adult.**

Of the 4 felony level offenses disposed within the youthful offender cases, 4 (100.00%) charges were convicted.

Youthful Offender	Convictions	Total
Felony Charges by Disposition Type	4 100.00%	4 100.00%

Youthful Offender	GUILTY	Total
Felony Charges Convicted by Disposition Type	4 100.00%	4 100.00%



ADMINISTRATIVE OFFICE OF THE COURTS

Research & Statistics

Annual Report FY 2016

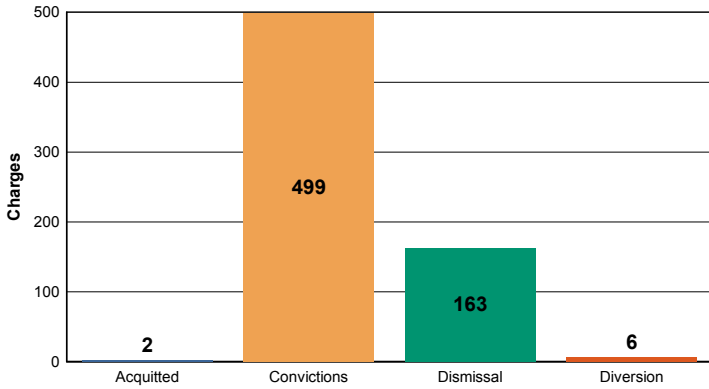
Circuit Court - "Felony" Criminal Cases

**SIMPSON**

Of those 670 felony offenses, 499 (74.48%) were convicted; 2 were acquitted (0.30%); and 163 (24.33%) were dismissed.

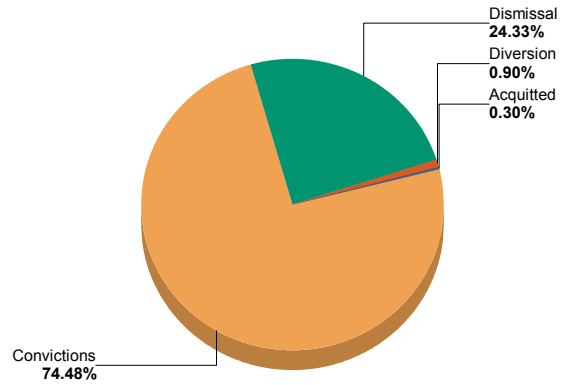
**Felony Charges by Disposition Type**

27A.460 - (1), (3), (4)



**Percent of Charges by Disposition Type**

27A.460 - (1), (3), (4)



27A.460 (1) Conviction percentages;

27A.460 (3) Percentage of acquittals;

27A.460(4) Percentage of dismissals;

\* "Others" disposition type include: Denied, Extradition, Grand Jury, Granted, Hung Jury, Merged, Mistrial, No Action Taken By Grand Jury, Other, Pardon - Prior to Adjudication Only, Peace Bond, Remanded, Set Aside/Voided, Sealed Records, Transfer, Drug Court Transfer, Vacated Judgment

Felony Charges Convicted by Disposition Type	ENHANCED	GUILTY	Total
	7	492	499
	1.40%	98.60%	100.00%

27A.460 - (2)	Sentence Records	Jail or Prison Conditionally Discharged	Jail or Prison Suspended	Jail or Prison Time > 0	Net Costs > \$0.00	Net Fines > \$0.00	Net Home Incarceration Time	Net Home Incarceration Time Suspended	Net Probation Time Supervised	Net Probation Time Unsupervised	Net Suspended Costs > \$0.00	Net Suspended Fines > \$0.00	Other Conditions
Convicted	492	97 19.72%	77 15.65%	490 99.59%	63 12.80%	485 98.58%			75 15.24%	1 0.20%			195 39.63%
Dismissed	1				1 100.00%								
Diverted	5				4 80.00%	1 20.00%							
	498	97	77	490	68	486			75	1			195

27A.460 (2) Percentages of fines, imprisonment, or other penalty assessment;

\* Percentages are based on total sentence records per category (convicted, acquitted...etc)

\* There can be multiple sentence conditions to a single charge.

**ADMINISTRATIVE OFFICE OF THE COURTS**

Research & Statistics

**Annual Report FY 2016**

**Circuit Court - "Felony" Criminal Cases**

**SIMPSON**

Plea Type		27A.460 - (5), (6)		GUILTY	NOT GUILTY	UNKNOWN PLEA TYPE	Total			
Felony Charges	Original_Plea		<b>1</b>	0.15%	<b>499</b>	74.48%	<b>170</b>	<b>670</b>	25.37%	100.00%
	Final_Plea		<b>497</b>	74.18%	<b>3</b>	0.45%	<b>170</b>	<b>670</b>	25.37%	100.00%
Felony amended to Non-Felony	Original_Plea		-	0.00%	<b>1</b>	6.67%	<b>14</b>	<b>15</b>	93.33%	100.00%
	Final_Plea		<b>1</b>	6.67%	-	0.00%	<b>14</b>	<b>15</b>	93.33%	100.00%

27A.460 (5) Percentage of pleas as charges;  
 27A.460 (6) Percentage of pleas to reduce charges;

Cases can have multiple charges which are heard either by a court trial, jury trial, no trial or by a combination of trial types. Depending upon the seriousness of the offense and the consequences of a guilty verdict, defendants in criminal cases have the constitutional right to a jury of their peers. In a jury trial, the Judge decides questions of law, and the jury decides whether the defendant is guilty or not guilty on each of the offense(s) charged. In a court trial, the judge decides questions of law and decides if guilty or not guilty on each offense(s) charges. The cases are categorized by how all the charges within the case were disposed. If all charges were disposed by the same trial type, it's counted in the separate category, otherwise, it's counted within the "Mixed Trial" category. If a charge had a nothing entered or it had "no trial" it's counted in the "No Trial" category.

Cases by Trial Type		27A.460 - (7), (8), (9), (10)		JURY TRIAL	NO TRIAL	Total		
Felony Amended Down to Non-Felony			-		<b>15</b>	<b>15</b>	100.00%	100.00%
				<b>2</b>	<b>138</b>	<b>140</b>	1.43%	98.57%
Felony Convictions			-		<b>98</b>	<b>98</b>	100.00%	100.00%

27A.460 (7) Percentage of disposition to guilty as charged by trial;  
 27A.460 (8) Percentage of those found guilty of lesser charge by trial;  
 27A.460 (9) Percentage of cases where jury trial taken;  
 27A.460 (10) Percentage of trials which are bench (court) trials; and

Shock Probation by Disposition Type		27A.440 (3b)		DENIED	GRANTED	WITHDRAWN	Total				
0026090 SHOCK PROBATION IN FELONY CONVICTIONS				<b>28</b>	<b>21</b>	<b>1</b>	<b>50</b>	56.00%	42.00%	2.00%	100.0000%

27A.440 (3) Cases in which shock probation has been granted:  
 (b) Extracted data on shock probation shall be placed in the annual report of the Administrative Office of the Courts.

ADMINISTRATIVE OFFICE OF THE COURTS

Research & Statistics

Annual Report FY 2016

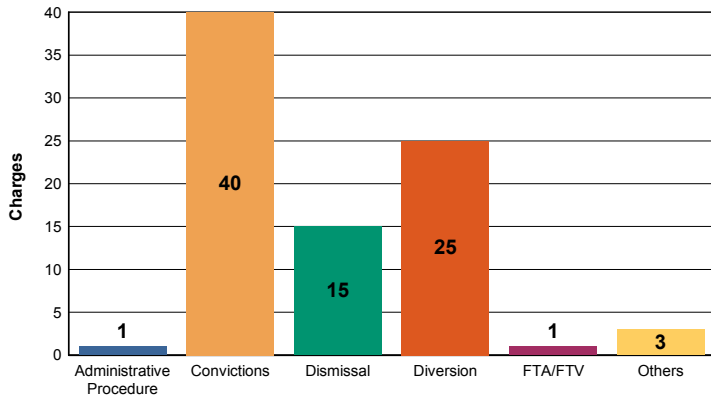
Circuit Court - "Felony" Criminal Cases

SIMPSON

Of those 85 felony offenses, 40 (47.06%) were convicted; were acquitted (%); and 15 (17.65%) were dismissed.

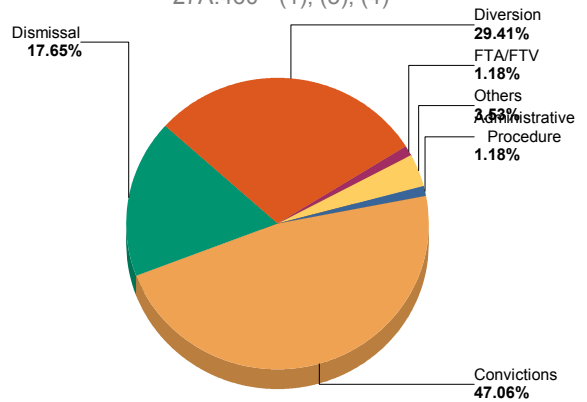
Felony Charges by Disposition Type

27A.460 - (1), (3), (4)



Percent of Charges by Disposition Type

27A.460 - (1), (3), (4)



- 27A.460 (1) Conviction percentages;
- 27A.460 (3) Percentage of acquittals;
- 27A.460(4) Percentage of dismissals;

\* "Others" disposition type include: Denied, Extradition, Grand Jury, Granted, Hung Jury, Merged, Mistrial, No Action Taken By Grand Jury, Other, Pardon - Prior to Adjudication Only, Peace Bond, Remanded, Set Aside/Voided, Sealed Records, Transfer, Drug Court Transfer, Vacated Judgment

Felony Charges Convicted by Disposition Type	GUILTY	Total
	40	40
	100.00%	100.00%

27A.460 - (2)	Sentence Records	Jail or Prison Conditionally Discharged	Jail or Prison Suspended	Jail or Prison Time > 0	Net Costs > \$0.00	Net Fines > \$0.00	Net Home Incarceration Time	Net Home Incarceration Time Suspended	Net Probation Time Supervised	Net Probation Time Unsupervised	Net Suspended Costs > \$0.00	Net Suspended Fines > \$0.00	Other Conditions
Convicted	40		27	40	17				27				19
			67.50%	100.00%	42.50%				67.50%				47.50%
	40		27	40	17				27				19

27A.460 (2) Percentages of fines, imprisonment, or other penalty assessment;

\* Percentages are based on total sentence records per category (convicted, acquitted...etc)  
 \* There can be multiple sentence conditions to a single charge.

**ADMINISTRATIVE OFFICE OF THE COURTS**

Research & Statistics

**Annual Report FY 2016**

**Circuit Court - "Felony" Criminal Cases**

**SPENCER**

Plea Type		27A.460 - (5), (6)		GUILTY	NOT GUILTY	UNKNOWN PLEA TYPE	Total
Felony Charges	Original_Plea	<b>1</b>	<b>39</b>	1.18%	45.88%	<b>45</b>	<b>85</b>
	Final_Plea	<b>40</b>	-	47.06%	0.00%	<b>45</b>	<b>85</b>
Felony amended to Non-Felony	Original_Plea	-	-	0.00%	0.00%	<b>1</b>	<b>1</b>
	Final_Plea	-	-	0.00%	0.00%	<b>1</b>	<b>1</b>

27A.460 (5) Percentage of pleas as charges;  
27A.460 (6) Percentage of pleas to reduce charges;

Cases can have multiple charges which are heard either by a court trial, jury trial, no trial or by a combination of trial types. Depending upon the seriousness of the offense and the consequences of a guilty verdict, defendants in criminal cases have the constitutional right to a jury of their peers. In a jury trial, the Judge decides questions of law, and the jury decides whether the defendant is guilty or not guilty on each of the offense(s) charged. In a court trial, the judge decides questions of law and decides if guilty or not guilty on each offense(s) charges. The cases are categorized by how all the charges within the case were disposed. If all charges were disposed by the same trial type, it's counted in the separate category, otherwise, it's counted within the "Mixed Trial" category. If a charge had a nothing entered or it had "no trial" it's counted in the "No Trial" category.

Cases by Trial Type	27A.460 - (7), (8), (9), (10)		NO TRIAL	Total
Felony Amended Down to Non-Felony	<b>1</b>	<b>1</b>	100.00%	100.00%
Felony Charges	<b>41</b>	<b>41</b>	100.00%	100.00%
Felony Convictions	<b>19</b>	<b>19</b>	100.00%	100.00%

27A.460 (7) Percentage of disposition to guilty as charged by trial;  
27A.460 (8) Percentage of those found guilty of lesser charge by trial;  
27A.460 (9) Percentage of cases where jury trial taken;  
27A.460 (10) Percentage of trials which are bench (court) trials; and

Shock Probation by Disposition Type	27A.440 (3b)		DENIED	Total
	0026090 SHOCK PROBATION IN FELONY CONVICTIONS	<b>5</b>	<b>5</b>	100.00%

27A.440 (3) Cases in which shock probation has been granted:  
(b) Extracted data on shock probation shall be placed in the annual report of the Administrative Office of the Courts.

ADMINISTRATIVE OFFICE OF THE COURTS

Research & Statistics

Annual Report FY 2016

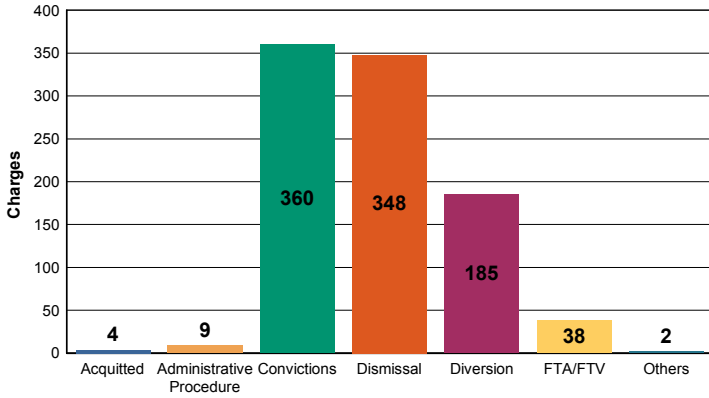
Circuit Court - "Felony" Criminal Cases

SPENCER

Of those 946 felony offenses, 360 (38.05%) were convicted; 4 were acquitted (0.42%); and 348 (36.79%) were dismissed.

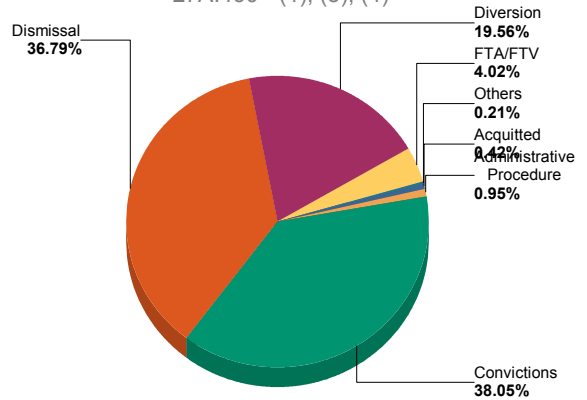
Felony Charges by Disposition Type

27A.460 - (1), (3), (4)



Percent of Charges by Disposition Type

27A.460 - (1), (3), (4)



27A.460 (1) Conviction percentages;

27A.460 (3) Percentage of acquittals;

27A.460(4) Percentage of dismissals;

\* "Others" disposition type include: Denied, Extradition, Grand Jury, Granted, Hung Jury, Merged, Mistrial, No Action Taken By Grand Jury, Other, Pardon - Prior to Adjudication Only, Peace Bond, Remanded, Set Aside/Voided, Sealed Records, Transfer, Drug Court Transfer, Vacated Judgment

Felony Charges Convicted by Disposition Type	ENHANCED	GUILTY	Total
	1	359	360
	0.28%	99.72%	100.00%

27A.460 - (2)	Sentence Records	Jail or Prison Conditionally Discharged	Jail or Prison Suspended	Jail or Prison Time > 0	Net Costs > \$0.00	Net Fines > \$0.00	Net Home Incarceration Time	Net Home Incarceration Time Suspended	Net Probation Time Supervised	Net Probation Time Unsupervised	Net Suspended Costs > \$0.00	Net Suspended Fines > \$0.00	Other Conditions
Convicted	359	-	115	359	144	7	-	-	107	8	-	-	74
			32.03%	100.00%	40.11%	1.95%			29.81%	2.23%			20.61%
	359	-	115	359	144	7	-	-	107	8	-	-	74

27A.460 (2) Percentages of fines, imprisonment, or other penalty assessment;

\* Percentages are based on total sentence records per category (convicted, acquitted...etc)

\* There can be multiple sentence conditions to a single charge.

**ADMINISTRATIVE OFFICE OF THE COURTS**

Research & Statistics

**Annual Report FY 2016**

**Circuit Court - "Felony" Criminal Cases**

**TAYLOR**

Plea Type		27A.460 - (5), (6)		GUILTY	NOT GUILTY	UNKNOWN PLEA TYPE	Total
Felony Charges	Original_Plea	-	8	0.00%	0.85%	99.15%	946
	Final_Plea	4	4	0.42%	0.42%	99.15%	946
Felony amended to Non-Felony	Original_Plea	-	-	0.00%	0.00%	100.00%	63
	Final_Plea	-	-	0.00%	0.00%	100.00%	63

27A.460 (5) Percentage of pleas as charges;

27A.460 (6) Percentage of pleas to reduce charges;

Cases can have multiple charges which are heard either by a court trial, jury trial, no trial or by a combination of trial types. Depending upon the seriousness of the offense and the consequences of a guilty verdict, defendants in criminal cases have the constitutional right to a jury of their peers. In a jury trial, the Judge decides questions of law, and the jury decides whether the defendant is guilty or not guilty on each of the offense(s) charged. In a court trial, the judge decides questions of law and decides if guilty or not guilty on each offense(s) charges. The cases are categorized by how all the charges within the case were disposed. If all charges were disposed by the same trial type, it's counted in the separate category, otherwise, it's counted within the "Mixed Trial" category. If a charge had a nothing entered or it had "no trial" it's counted in the "No Trial" category.

Cases by Trial Type	27A.460 - (7), (8), (9), (10)		JURY TRIAL	NO TRIAL	Total
Felony Amended Down to Non-Felony	-	35	-	100.00%	100.00%
Felony Charges	3	356	0.84%	99.16%	100.00%
Felony Convictions	1	148	0.67%	99.33%	100.00%

27A.460 (7) Percentage of disposition to guilty as charged by trial;

27A.460 (8) Percentage of those found guilty of lesser charge by trial;

27A.460 (9) Percentage of cases where jury trial taken;

27A.460 (10) Percentage of trials which are bench (court) trials; and

**Shock Probation by  
Disposition Type**

27A.440 (3b)

	DENIED	GRANTED	Total
0026090 SHOCK PROBATION IN FELONY CONVICTIONS	91	15	106
	85.85%	14.15%	100.0000%

27A.440 (3) Cases in which shock probation has been granted:

(b) Extracted data on shock probation shall be placed in the annual report of the Administrative Office of the Courts.

ADMINISTRATIVE OFFICE OF THE COURTS

Research & Statistics

Annual Report FY 2016

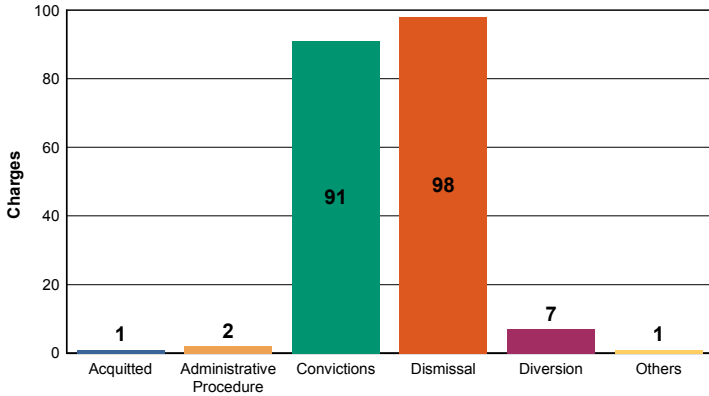
Circuit Court - "Felony" Criminal Cases

TAYLOR

Of those 200 felony offenses, 91 (45.50%) were convicted; 1 were acquitted (0.50%); and 98 (49.00%) were dismissed.

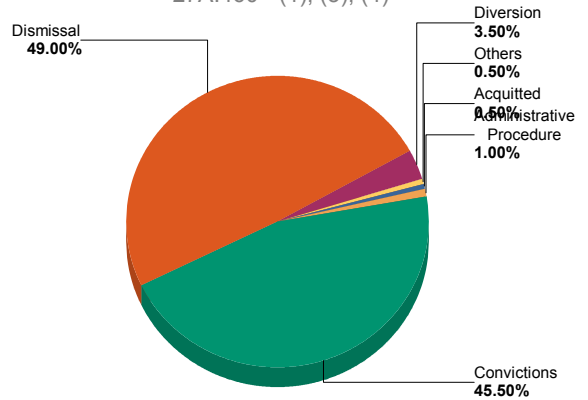
Felony Charges by Disposition Type

27A.460 - (1), (3), (4)



Percent of Charges by Disposition Type

27A.460 - (1), (3), (4)



27A.460 (1) Conviction percentages;

27A.460 (3) Percentage of acquittals;

27A.460(4) Percentage of dismissals;

\* "Others" disposition type include: Denied, Extradition, Grand Jury, Granted, Hung Jury, Merged, Mistrial, No Action Taken By Grand Jury, Other, Pardon - Prior to Adjudication Only, Peace Bond, Remanded, Set Aside/Voided, Sealed Records, Transfer, Drug Court Transfer, Vacated Judgment

Felony Charges Convicted by Disposition Type	ENHANCED	GUILTY	Total
	9	82	91
	9.89%	90.11%	100.00%

27A.460 - (2)	Sentence Records	Jail or Prison Conditionally Discharged	Jail or Prison Suspended	Jail or Prison Time > 0	Net Costs > \$0.00	Net Fines > \$0.00	Net Home Incarceration Time	Net Home Incarceration Time Suspended	Net Probation Time Supervised	Net Probation Time Unsupervised	Net Suspended Costs > \$0.00	Net Suspended Fines > \$0.00	Other Conditions
Convicted	80	3 3.75%	28 35.00%	79 98.75%	22 27.50%	1 1.25%			26 32.50%				21 26.25%
Dismissed	3				1 33.33%								
Diverted	2				2 100.00%								
	85	3	28	79	25	1			26				21

27A.460 (2) Percentages of fines, imprisonment, or other penalty assessment;

\* Percentages are based on total sentence records per category (convicted, acquitted...etc)

\* There can be multiple sentence conditions to a single charge.

**ADMINISTRATIVE OFFICE OF THE COURTS**

Research & Statistics

**Annual Report FY 2016**

**Circuit Court - "Felony" Criminal Cases**

**TODD**

Plea Type	27A.460 - (5), (6)	GUILTY	NOT GUILTY	UNKNOWN PLEA TYPE	Total
		Felony Charges	Original_Plea	12 6.00%	109 54.50%
	Final_Plea	88 44.00%	33 16.50%	79 39.50%	200 100.00%
Felony amended to Non-Felony	Original_Plea	-	1 5.88%	16 94.12%	17 100.00%
	Final_Plea	-	1 5.88%	16 94.12%	17 100.00%

27A.460 (5) Percentage of pleas as charges;  
27A.460 (6) Percentage of pleas to reduce charges;

Cases can have multiple charges which are heard either by a court trial, jury trial, no trial or by a combination of trial types. Depending upon the seriousness of the offense and the consequences of a guilty verdict, defendants in criminal cases have the constitutional right to a jury of their peers. In a jury trial, the Judge decides questions of law, and the jury decides whether the defendant is guilty or not guilty on each of the offense(s) charged. In a court trial, the judge decides questions of law and decides if guilty or not guilty on each offense(s) charges. The cases are categorized by how all the charges within the case were disposed. If all charges were disposed by the same trial type, it's counted in the separate category, otherwise, it's counted within the "Mixed Trial" category. If a charge had a nothing entered or it had "no trial" it's counted in the "No Trial" category.

Cases by Trial Type	27A.460 - (7), (8), (9), (10)	JURY TRIAL	NO TRIAL	Total
Felony Amended Down to Non-Felony		-	13 100.00%	13 100.00%
Felony Charges		2 2.41%	82 98.80%	84 101.20%
Felony Convictions		-	51 100.00%	51 100.00%

27A.460 (7) Percentage of disposition to guilty as charged by trial;  
27A.460 (8) Percentage of those found guilty of lesser charge by trial;  
27A.460 (9) Percentage of cases where jury trial taken;  
27A.460 (10) Percentage of trials which are bench (court) trials; and

Shock Probation by Disposition Type	27A.440 (3b)	GRANTED	GUILTY	Total
0026090 SHOCK PROBATION IN FELONY CONVICTIONS		13 81.25%	1 6.25%	14 87.5000%
0026100 SHOCK PROBATION IN MISDEMEANOR CONVICTIONS		2 12.50%	-	2 12.5000%

27A.440 (3) Cases in which shock probation has been granted:  
(b) Extracted data on shock probation shall be placed in the annual report of the Administrative Office of the Courts.



ADMINISTRATIVE OFFICE OF THE COURTS

Research & Statistics

Annual Report FY 2016

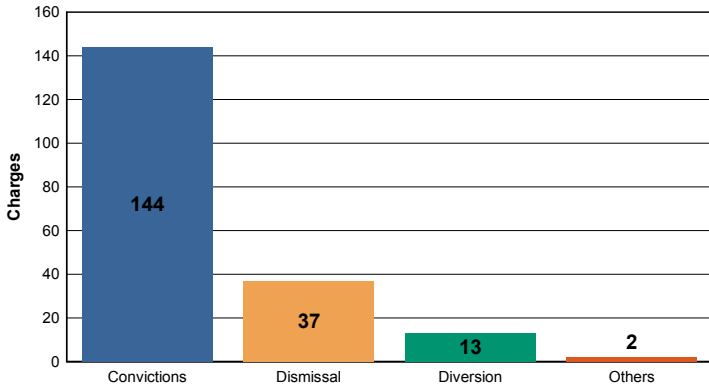
Circuit Court - "Felony" Criminal Cases

TODD

Of those 196 felony offenses, 144 (73.47%) were convicted; were acquitted (%); and 37 (18.88%) were dismissed.

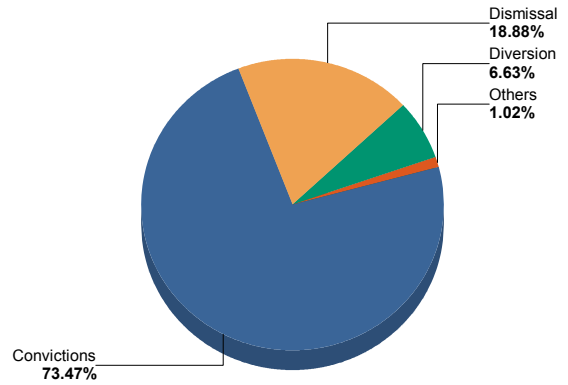
Felony Charges by Disposition Type

27A.460 - (1), (3), (4)



Percent of Charges by Disposition Type

27A.460 - (1), (3), (4)



27A.460 (1) Conviction percentages;

27A.460 (3) Percentage of acquittals;

27A.460(4) Percentage of dismissals;

\* "Others" disposition type include: Denied, Extradition, Grand Jury, Granted, Hung Jury, Merged, Mistrial, No Action Taken By Grand Jury, Other, Pardon - Prior to Adjudication Only, Peace Bond, Remanded, Set Aside/Voided, Sealed Records, Transfer, Drug Court Transfer, Vacated Judgment

Felony Charges Convicted by Disposition Type	GUILTY	Total
	144	144
	100.00%	100.00%

27A.460 - (2)	Sentence Records	Jail or Prison Conditionally Discharged	Jail or Prison Suspended	Jail or Prison Time > 0	Net Costs > \$0.00	Net Fines > \$0.00	Net Home Incarceration Time	Net Home Incarceration Time Suspended	Net Probation Time Supervised	Net Probation Time Unsupervised	Net Suspended Costs > \$0.00	Net Suspended Fines > \$0.00	Other Conditions
Convicted	143	-	6	143	12	-	-	-	4	2	-	-	2
			4.20%	100.00%	8.39%				2.80%	1.40%			1.40%
Dismissed	6	-	3	4	6	-	-	-	1	1	-	-	2
			50.00%	66.67%	100.00%				16.67%	16.67%			33.33%
Diverted	7	-	5	5	4	-	-	-	2	3	-	-	1
			71.43%	71.43%	57.14%				28.57%	42.86%			14.29%
	156	-	14	152	22	-	-	-	7	6	-	-	5

27A.460 (2) Percentages of fines, imprisonment, or other penalty assessment;

\* Percentages are based on total sentence records per category (convicted, acquitted...etc)

\* There can be multiple sentence conditions to a single charge.

**ADMINISTRATIVE OFFICE OF THE COURTS**

Research & Statistics

**Annual Report FY 2016**

**Circuit Court - "Felony" Criminal Cases**

**TRIGG**

Plea Type	27A.460 - (5), (6)	GUILTY	NOT GUILTY	UNKNOWN PLEA TYPE	Total
		Felony Charges	Original_Plea	-	3
		0.00%	1.53%	98.47%	100.00%
	Final_Plea	2	1	193	196
		1.02%	0.51%	98.47%	100.00%
Felony amended to Non-Felony	Original_Plea	-	-	12	12
		0.00%	0.00%	100.00%	100.00%
	Final_Plea	-	-	12	12
		0.00%	0.00%	100.00%	100.00%

27A.460 (5) Percentage of pleas as charges;  
 27A.460 (6) Percentage of pleas to reduce charges;

Cases can have multiple charges which are heard either by a court trial, jury trial, no trial or by a combination of trial types. Depending upon the seriousness of the offense and the consequences of a guilty verdict, defendants in criminal cases have the constitutional right to a jury of their peers. In a jury trial, the Judge decides questions of law, and the jury decides whether the defendant is guilty or not guilty on each of the offense(s) charged. In a court trial, the judge decides questions of law and decides if guilty or not guilty on each offense(s) charges. The cases are categorized by how all the charges within the case were disposed. If all charges were disposed by the same trial type, it's counted in the separate category, otherwise, it's counted within the "Mixed Trial" category. If a charge had a nothing entered or it had "no trial" it's counted in the "No Trial" category.

Cases by Trial Type	27A.460 - (7), (8), (9), (10)	
	NO TRIAL	Total
Felony Amended Down to Non-Felony	8	8
	100.00%	100.00%
Felony Charges	98	98
	100.00%	100.00%
Felony Convictions	64	64
	100.00%	100.00%

27A.460 (7) Percentage of disposition to guilty as charged by trial;  
 27A.460 (8) Percentage of those found guilty of lesser charge by trial;  
 27A.460 (9) Percentage of cases where jury trial taken;  
 27A.460 (10) Percentage of trials which are bench (court) trials; and

Shock Probation by Disposition Type	27A.440 (3b)				
	DENIED	DISMISSED	GRANTED	GUILTY	Total
0026090 SHOCK PROBATION IN FELONY CONVICTIONS	62	1	14	1	78
	79.49%	1.28%	17.95%	1.28%	100.0001%

27A.440 (3) Cases in which shock probation has been granted:  
 (b) Extracted data on shock probation shall be placed in the annual report of the Administrative Office of the Courts.

ADMINISTRATIVE OFFICE OF THE COURTS

Research & Statistics

Annual Report FY 2016

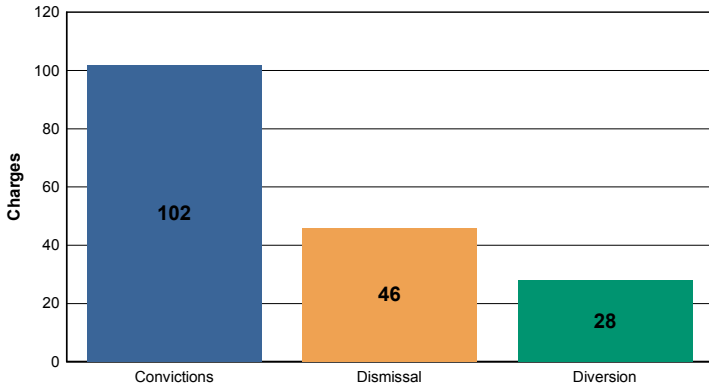
Circuit Court - "Felony" Criminal Cases

TRIGG

Of those 176 felony offenses, 102 (57.95%) were convicted; were acquitted (%); and 46 (26.14%) were dismissed.

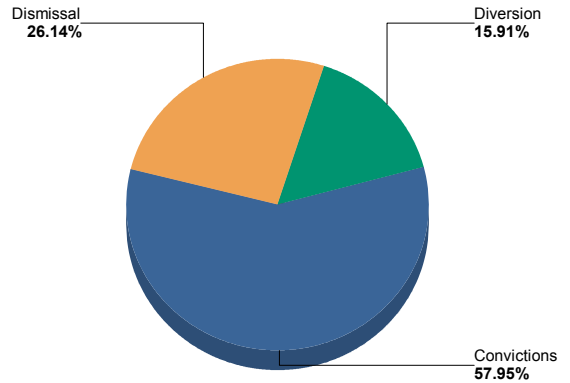
Felony Charges by Disposition Type

27A.460 - (1), (3), (4)



Percent of Charges by Disposition Type

27A.460 - (1), (3), (4)



27A.460 (1) Conviction percentages;

27A.460 (3) Percentage of acquittals;

27A.460(4) Percentage of dismissals;

\* "Others" disposition type include: Denied, Extradition, Grand Jury, Granted, Hung Jury, Merged, Mistrial, No Action Taken By Grand Jury, Other, Pardon - Prior to Adjudication Only, Peace Bond, Remanded, Set Aside/Voided, Sealed Records, Transfer, Drug Court Transfer, Vacated Judgment

Felony Charges Convicted by Disposition Type	GUILTY	Total
	102	102
	100.00%	100.00%

27A.460 - (2)	Sentence Records	Jail or Prison Conditionally Discharged	Jail or Prison Suspended	Jail or Prison Time > 0	Net Costs > \$0.00	Net Fines > \$0.00	Net Home Incarceration Time	Net Home Incarceration Time Suspended	Net Probation Time Supervised	Net Probation Time Unsupervised	Net Suspended Costs > \$0.00	Net Suspended Fines > \$0.00	Other Conditions
Convicted	98	58	58	97	58	5	-	-	57	1	-	-	63
		59.18%	59.18%	98.98%	59.18%	5.10%	-	-	58.16%	1.02%	-	-	64.29%
Dismissed	10	7	7	8	5	-	-	-	6	-	-	-	7
		70.00%	70.00%	80.00%	50.00%	-	-	-	60.00%	-	-	-	70.00%
Diverted	28	28	28	28	23	1	-	-	26	2	-	-	27
		100.00%	100.00%	100.00%	82.14%	3.57%	-	-	92.86%	7.14%	-	-	96.43%
	136	93	93	133	86	6	-	-	89	3	-	-	97

27A.460 (2) Percentages of fines, imprisonment, or other penalty assessment;

\* Percentages are based on total sentence records per category (convicted, acquitted...etc)

\* There can be multiple sentence conditions to a single charge.

**ADMINISTRATIVE OFFICE OF THE COURTS**

Research & Statistics

**Annual Report FY 2016**

**Circuit Court - "Felony" Criminal Cases**

**TRIMBLE**

Plea Type	27A.460 - (5), (6)	GUILTY	NOT GUILTY	Total
		Felony Charges	Original_Plea	<b>37</b> 21.02%
	Final_Plea	<b>132</b> 75.00%	<b>44</b> 25.00%	<b>176</b> 100.00%
Felony amended to Non-Felony	Original_Plea	-	<b>4</b> 100.00%	<b>4</b> 100.00%
	Final_Plea	-	<b>4</b> 100.00%	<b>4</b> 100.00%

*27A.460 (5) Percentage of pleas as charges;*

*27A.460 (6) Percentage of pleas to reduce charges;*

Cases can have multiple charges which are heard either by a court trial, jury trial, no trial or by a combination of trial types. Depending upon the seriousness of the offense and the consequences of a guilty verdict, defendants in criminal cases have the constitutional right to a jury of their peers. In a jury trial, the Judge decides questions of law, and the jury decides whether the defendant is guilty or not guilty on each of the offense(s) charged. In a court trial, the judge decides questions of law and decides if guilty or not guilty on each offense(s) charges. The cases are categorized by how all the charges within the case were disposed. If all charges were disposed by the same trial type, it's counted in the separate category, otherwise, it's counted within the "Mixed Trial" category. If a charge had a nothing entered or it had "no trial" it's counted in the "No Trial" category.

Cases by Trial Type	27A.460 - (7), (8), (9), (10)	NO TRIAL	Total
Felony Amended Down to Non-Felony		<b>4</b> 100.00%	<b>4</b> 100.00%
Felony Charges		<b>107</b> 100.00%	<b>107</b> 100.00%
Felony Convictions		<b>66</b> 100.00%	<b>66</b> 100.00%

*27A.460 (7) Percentage of disposition to guilty as charged by trial;*

*27A.460 (8) Percentage of those found guilty of lesser charge by trial;*

*27A.460 (9) Percentage of cases where jury trial taken;*

*27A.460 (10) Percentage of trials which are bench (court) trials; and*

ADMINISTRATIVE OFFICE OF THE COURTS

Research & Statistics

Annual Report FY 2016

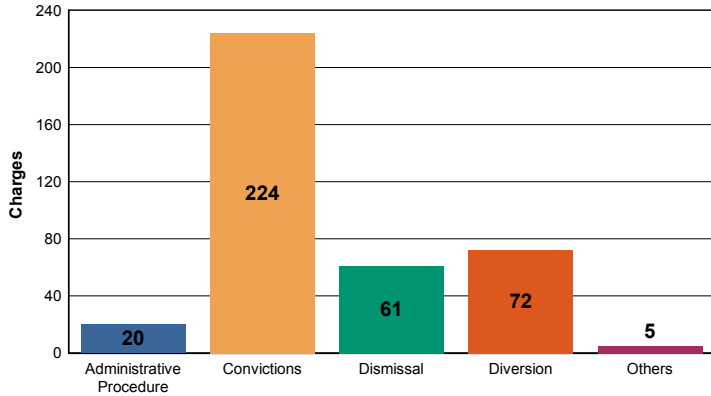
Circuit Court - "Felony" Criminal Cases

UNION

Of those 382 felony offenses, 224 (58.64%) were convicted; were acquitted (%); and 61 (15.97%) were dismissed.

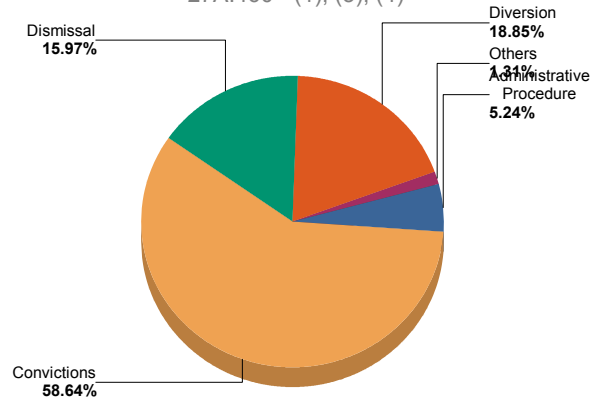
Felony Charges by Disposition Type

27A.460 - (1), (3), (4)



Percent of Charges by Disposition Type

27A.460 - (1), (3), (4)



27A.460 (1) Conviction percentages;

27A.460 (3) Percentage of acquittals;

27A.460(4) Percentage of dismissals;

\* "Others" disposition type include: Denied, Extradition, Grand Jury, Granted, Hung Jury, Merged, Mistrial, No Action Taken By Grand Jury, Other, Pardon - Prior to Adjudication Only, Peace Bond, Remanded, Set Aside/Voided, Sealed Records, Transfer, Drug Court Transfer, Vacated Judgment

Felony Charges Convicted by Disposition Type	ENHANCED	GUILTY	Total
	1	223	224
	0.45%	99.55%	100.00%

27A.460 - (2)	Sentence Records	Jail or Prison Conditionally Discharged	Jail or Prison Suspended	Jail or Prison Time > 0	Net Costs > \$0.00	Net Fines > \$0.00	Net Home Incarceration Time	Net Home Incarceration Time Suspended	Net Probation Time Supervised	Net Probation Time Unsupervised	Net Suspended Costs > \$0.00	Net Suspended Fines > \$0.00	Other Conditions
Convicted	222		56	222	89	1			49	1			45
			25.23%	100.00%	40.09%	0.45%			22.07%	0.45%			20.27%
Diverted	4				4								1
					100.00%								25.00%
	226		56	222	93	1			49	1			46

27A.460 (2) Percentages of fines, imprisonment, or other penalty assessment;

\* Percentages are based on total sentence records per category (convicted, acquitted...etc)

\* There can be multiple sentence conditions to a single charge.

**ADMINISTRATIVE OFFICE OF THE COURTS**

Research & Statistics

**Annual Report FY 2016**

**Circuit Court - "Felony" Criminal Cases**

**UNION**

Plea Type		27A.460 - (5), (6)	GUILTY	NOT GUILTY	UNKNOWN PLEA TYPE	Total
Felony Charges	Original_Plea		<b>3</b> 0.79%	<b>82</b> 21.47%	<b>297</b> 77.75%	<b>382</b> 100.00%
	Final_Plea		<b>81</b> 21.20%	<b>4</b> 1.05%	<b>297</b> 77.75%	<b>382</b> 100.00%
Felony amended to Non-Felony	Original_Plea		-	<b>4</b> 40.00%	<b>6</b> 60.00%	<b>10</b> 100.00%
	Final_Plea		-	<b>4</b> 40.00%	<b>6</b> 60.00%	<b>10</b> 100.00%

27A.460 (5) Percentage of pleas as charges;  
27A.460 (6) Percentage of pleas to reduce charges;

Cases can have multiple charges which are heard either by a court trial, jury trial, no trial or by a combination of trial types. Depending upon the seriousness of the offense and the consequences of a guilty verdict, defendants in criminal cases have the constitutional right to a jury of their peers. In a jury trial, the Judge decides questions of law, and the jury decides whether the defendant is guilty or not guilty on each of the offense(s) charged. In a court trial, the judge decides questions of law and decides if guilty or not guilty on each offense(s) charges. The cases are categorized by how all the charges within the case were disposed. If all charges were disposed by the same trial type, it's counted in the separate category, otherwise, it's counted within the "Mixed Trial" category. If a charge had a nothing entered or it had "no trial" it's counted in the "No Trial" category.

Cases by Trial Type	27A.460 - (7), (8), (9), (10)	NO TRIAL	Total
Felony Amended Down to Non-Felony		<b>10</b> 100.00%	<b>10</b> 100.00%
Felony Charges		<b>202</b> 100.00%	<b>202</b> 100.00%
Felony Convictions		<b>130</b> 100.00%	<b>130</b> 100.00%

27A.460 (7) Percentage of disposition to guilty as charged by trial;  
27A.460 (8) Percentage of those found guilty of lesser charge by trial;  
27A.460 (9) Percentage of cases where jury trial taken;  
27A.460 (10) Percentage of trials which are bench (court) trials; and

Shock Probation by Disposition Type	27A.440 (3b)	DENIED	GRANTED	Total
0026090 SHOCK PROBATION IN FELONY CONVICTIONS		<b>21</b> 38.89%	<b>33</b> 61.11%	<b>54</b> 100.0000%

27A.440 (3) Cases in which shock probation has been granted:  
(b) Extracted data on shock probation shall be placed in the annual report of the Administrative Office of the Courts.

ADMINISTRATIVE OFFICE OF THE COURTS

Research & Statistics

Annual Report FY 2016

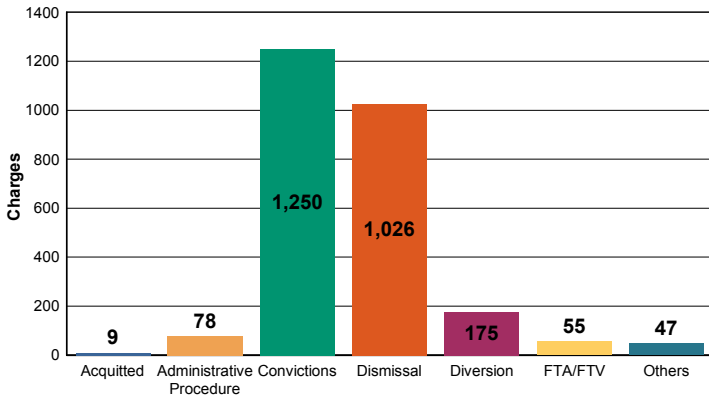
Circuit Court - "Felony" Criminal Cases

UNION

Of those 2,640 felony offenses, 1,250 (47.35%) were convicted; 9 were acquitted (0.34%); and 1,026 (38.86%) were dismissed.

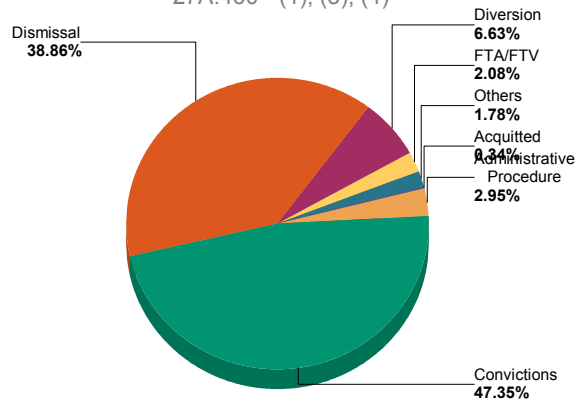
**Felony Charges by Disposition Type**

27A.460 - (1), (3), (4)



**Percent of Charges by Disposition Type**

27A.460 - (1), (3), (4)



**27A.460 (1) Conviction percentages;**

**27A.460 (3) Percentage of acquittals;**

**27A.460(4) Percentage of dismissals;**

\* "Others" disposition type include: Denied, Extradition, Grand Jury, Granted, Hung Jury, Merged, Mistrial, No Action Taken By Grand Jury, Other, Pardon - Prior to Adjudication Only, Peace Bond, Remanded, Set Aside/Voided, Sealed Records, Transfer, Drug Court Transfer, Vacated Judgment

	ENHANCED	GUILTY	Total
Felony Charges Convicted by Disposition Type	15 1.20%	1,235 98.80%	1,250 100.00%

**ADMINISTRATIVE OFFICE OF THE COURTS**

Research & Statistics

**Annual Report FY 2016**

**Circuit Court - "Felony" Criminal Cases**

**WARREN**

<b>27A.460 - (2)</b>	Sentence Records	Jail or Prison Conditionally Discharged	Jail or Prison Suspended	Jail or Prison Time > 0	Net Costs > \$0.00	Net Fines > \$0.00	Net Home Incarceration Time	Net Home Incarceration Time Suspended	Net Probation Time Supervised	Net Probation Time Unsupervised	Net Suspended Costs > \$0.00	Net Suspended Fines > \$0.00	Other Conditions
Convicted	1,235	3 0.24%	485 39.27%	1,229 99.51%	642 51.98%	10 0.81%	2 0.16%		438 35.47%	30 2.43%			401 32.47%
Dismissed	32	2 6.25%	23 71.88%	28 87.50%	14 43.75%				15 46.88%	7 21.88%			16 50.00%
Diverted	3	1 33.33%		2 66.67%	2 66.67%				1 33.33%				2 66.67%
Others	5		1 20.00%	1 20.00%	5 100.00%								4 80.00%
	1,275	6	509	1,260	663	10	2		454	37			423

**27A.460 (2) Percentages of fines, imprisonment, or other penalty assessment;**

\* Percentages are based on total sentence records per category (convicted, acquitted...etc)

\* There can be multiple sentence conditions to a single charge.

Plea Type	27A.460 - (5), (6)	GUILTY	NOT GUILTY	UNKNOWN PLEA TYPE	Total
		Felony Charges	Original_Plea 3 0.11%	1,231 46.63%	1,406 53.26%
	Final_Plea	1,224 46.36%	10 0.38%	1,406 53.26%	2,640 100.00%
Felony amended to Non-Felony	Original_Plea	- 0.00%	7 8.64%	74 91.36%	81 100.00%
	Final_Plea	7 8.64%	- 0.00%	74 91.36%	81 100.00%

**27A.460 (5) Percentage of pleas as charges;**

**27A.460 (6) Percentage of pleas to reduce charges;**

Cases can have multiple charges which are heard either by a court trial, jury trial, no trial or by a combination of trial types. Depending upon the seriousness of the offense and the consequences of a guilty verdict, defendants in criminal cases have the constitutional right to a jury of their peers. In a jury trial, the Judge decides questions of law, and the jury decides whether the defendant is guilty or not guilty on each of the offense(s) charged. In a court trial, the judge decides questions of law and decides if guilty or not guilty on each offense(s) charges. The cases are categorized by how all the charges within the case were disposed. If all charges were disposed by the same trial type, it's counted in the separate category, otherwise, it's counted within the "Mixed Trial" category. If a charge had a nothing entered or it had "no trial" it's counted in the "No Trial" category.

Cases by Trial Type	27A.460 - (7), (8), (9), (10)	JURY TRIAL	NO TRIAL	Total
Felony Amended Down to Non-Felony		-	71 100.00%	71 100.00%
Felony Charges		5 0.37%	1,346 99.78%	1,351 100.15%
Felony Convictions		4 0.50%	792 99.50%	796 100.00%

**27A.460 (7) Percentage of disposition to guilty as charged by trial;**

**27A.460 (8) Percentage of those found guilty of lesser charge by trial;**

**27A.460 (9) Percentage of cases where jury trial taken;**

**27A.460 (10) Percentage of trials which are bench (court) trials; and**



**ADMINISTRATIVE OFFICE OF THE COURTS**

Research & Statistics

**Annual Report FY 2016**

**Circuit Court - "Felony" Criminal Cases**

**WARREN**

**Shock Probation by  
Disposition Type**

**27A.440 (3b)**

	DENIED	DISMISSAL BY MOTION OF PROSECUTOR	GRANTED	GUILTY	WITHDRAWN	Total
0026090 SHOCK PROBATION IN FELONY CONVICTIONS	<b>488</b> 72.19%	<b>1</b> 0.15%	<b>147</b> 21.75%	<b>3</b> 0.44%	<b>37</b> 5.47%	<b>676</b> 100.0000%

27A.440 (3) Cases in which shock probation has been granted:

(b) Extracted data on shock probation shall be placed in the annual report of the Administrative Office of the Courts.

ADMINISTRATIVE OFFICE OF THE COURTS

Research & Statistics

Annual Report FY 2016

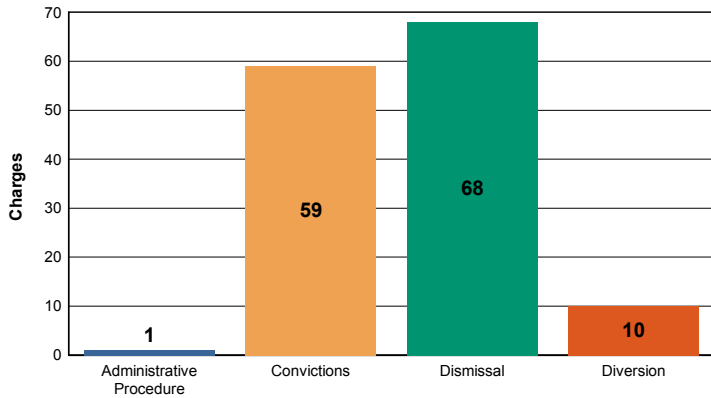
Circuit Court - "Felony" Criminal Cases

WASHINGTON

Of those 138 felony offenses, 59 (42.75%) were convicted; were acquitted (%); and 68 (49.28%) were dismissed.

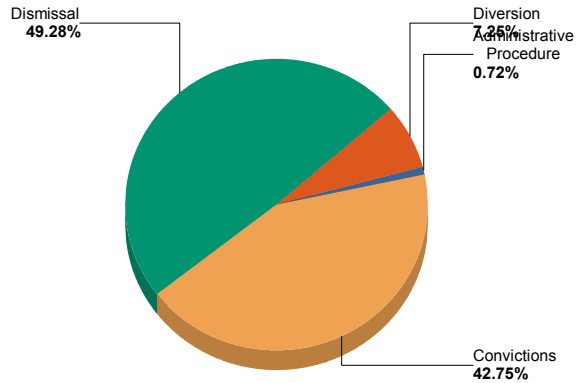
Felony Charges by Disposition Type

27A.460 - (1), (3), (4)



Percent of Charges by Disposition Type

27A.460 - (1), (3), (4)



27A.460 (1) Conviction percentages;

27A.460 (3) Percentage of acquittals;

27A.460(4) Percentage of dismissals;

\* "Others" disposition type include: Denied, Extradition, Grand Jury, Granted, Hung Jury, Merged, Mistrial, No Action Taken By Grand Jury, Other, Pardon - Prior to Adjudication Only, Peace Bond, Remanded, Set Aside/Voided, Sealed Records, Transfer, Drug Court Transfer, Vacated Judgment

Felony Charges Convicted by Disposition Type	ENHANCED	GUILTY	Total
	2 3.39%	57 96.61%	59 100.00%

27A.460 - (2)	Sentence Records	Jail or Prison Conditionally Discharged	Jail or Prison Suspended	Jail or Prison Time > 0	Net Costs > \$0.00	Net Fines > \$0.00	Net Home Incarceration Time	Net Home Incarceration Time Suspended	Net Probation Time Supervised	Net Probation Time Unsupervised	Net Suspended Costs > \$0.00	Net Suspended Fines > \$0.00	Other Conditions
Convicted	41	7 17.07%	10 24.39%	38 92.68%	28 68.29%	2 4.88%	-	-	16 39.02%	1 2.44%	-	-	21 51.22%
Dismissed	1	-	-	1 100.00%	1 100.00%	1 100.00%	-	-	-	-	-	-	1 100.00%
Diverted	2	-	-	-	2 100.00%	-	-	-	-	-	-	-	1 50.00%
	44	7	10	39	31	3	-	-	16	1	-	-	23

27A.460 (2) Percentages of fines, imprisonment, or other penalty assessment;

\* Percentages are based on total sentence records per category (convicted, acquitted...etc)

\* There can be multiple sentence conditions to a single charge.

**ADMINISTRATIVE OFFICE OF THE COURTS**

Research & Statistics

**Annual Report FY 2016**

**Circuit Court - "Felony" Criminal Cases**

**WASHINGTON**

Plea Type	27A.460 - (5), (6)	GUILTY	NOT GUILTY	UNKNOWN PLEA TYPE	Total
		Felony Charges	Original_Plea 2 1.45%	59 42.75%	77 55.80%
	Final_Plea	62 44.93%	- 0.00%	76 55.07%	138 100.00%
Felony amended to Non-Felony	Original_Plea	- 0.00%	4 22.22%	14 77.78%	18 100.00%
	Final_Plea	4 22.22%	- 0.00%	14 77.78%	18 100.00%

27A.460 (5) Percentage of pleas as charges;  
27A.460 (6) Percentage of pleas to reduce charges;

Cases can have multiple charges which are heard either by a court trial, jury trial, no trial or by a combination of trial types. Depending upon the seriousness of the offense and the consequences of a guilty verdict, defendants in criminal cases have the constitutional right to a jury of their peers. In a jury trial, the Judge decides questions of law, and the jury decides whether the defendant is guilty or not guilty on each of the offense(s) charged. In a court trial, the judge decides questions of law and decides if guilty or not guilty on each offense(s) charges. The cases are categorized by how all the charges within the case were disposed. If all charges were disposed by the same trial type, it's counted in the separate category, otherwise, it's counted within the "Mixed Trial" category. If a charge had a nothing entered or it had "no trial" it's counted in the "No Trial" category.

Cases by Trial Type	27A.460 - (7), (8), (9), (10)	JURY TRIAL	NO TRIAL	Total
Felony Amended Down to Non-Felony		-	11 100.00%	11 100.00%
Felony Charges		1 1.64%	60 98.36%	61 100.00%
Felony Convictions		1 3.45%	28 96.55%	29 100.00%

27A.460 (7) Percentage of disposition to guilty as charged by trial;  
27A.460 (8) Percentage of those found guilty of lesser charge by trial;  
27A.460 (9) Percentage of cases where jury trial taken;  
27A.460 (10) Percentage of trials which are bench (court) trials; and

Shock Probation by Disposition Type	27A.440 (3b)	DENIED	GRANTED	Total
0026090 SHOCK PROBATION IN FELONY CONVICTIONS		3 75.00%	1 25.00%	4 100.0000%

27A.440 (3) Cases in which shock probation has been granted:  
(b) Extracted data on shock probation shall be placed in the annual report of the Administrative Office of the Courts.

ADMINISTRATIVE OFFICE OF THE COURTS

Research & Statistics

Annual Report FY 2016

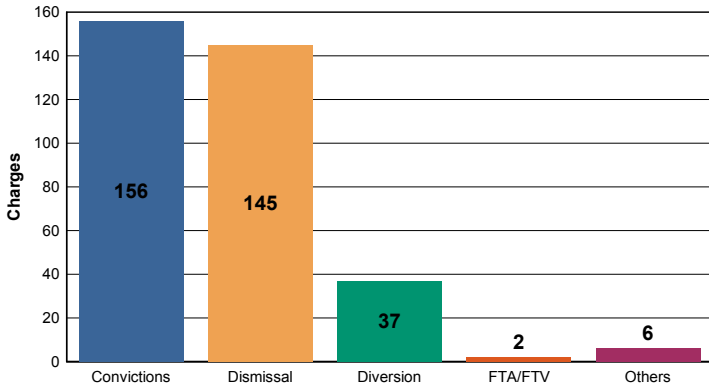
Circuit Court - "Felony" Criminal Cases

WASHINGTON

Of those 346 felony offenses, 156 (45.09%) were convicted; were acquitted (%); and 145 (41.91%) were dismissed.

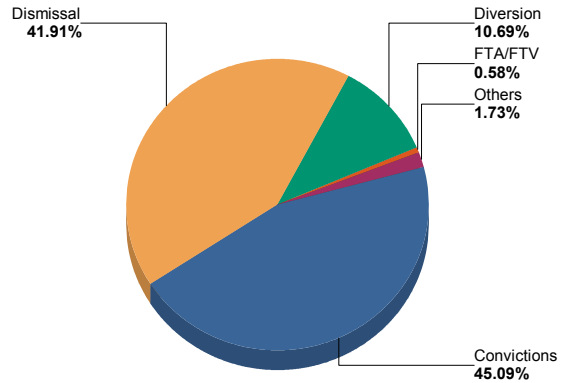
Felony Charges by Disposition Type

27A.460 - (1), (3), (4)



Percent of Charges by Disposition Type

27A.460 - (1), (3), (4)



27A.460 (1) Conviction percentages;

27A.460 (3) Percentage of acquittals;

27A.460(4) Percentage of dismissals;

\* "Others" disposition type include: Denied, Extradition, Grand Jury, Granted, Hung Jury, Merged, Mistrial, No Action Taken By Grand Jury, Other, Pardon - Prior to Adjudication Only, Peace Bond, Remanded, Set Aside/Voided, Sealed Records, Transfer, Drug Court Transfer, Vacated Judgment

Felony Charges Convicted by Disposition Type	ENHANCED	GUILTY	Total
	1	155	156
	0.64%	99.36%	100.00%

27A.460 - (2)	Sentence Records	Jail or Prison Conditionally Discharged	Jail or Prison Suspended	Jail or Prison Time > 0	Net Costs > \$0.00	Net Fines > \$0.00	Net Home Incarceration Time	Net Home Incarceration Time Suspended	Net Probation Time Supervised	Net Probation Time Unsupervised	Net Suspended Costs > \$0.00	Net Suspended Fines > \$0.00	Other Conditions
Convicted	154		75	154	82		2		62	13			40
			48.70%	100.00%	53.25%		1.30%		40.26%	8.44%			25.97%
Others	2			2									
				100.00%									
	156		75	156	82		2		62	13			40

27A.460 (2) Percentages of fines, imprisonment, or other penalty assessment;

\* Percentages are based on total sentence records per category (convicted, acquitted...etc)

\* There can be multiple sentence conditions to a single charge.

**ADMINISTRATIVE OFFICE OF THE COURTS**

Research & Statistics

**Annual Report FY 2016**

**Circuit Court - "Felony" Criminal Cases**

**WAYNE**

Plea Type	27A.460 - (5), (6)	GUILTY	NOT GUILTY	UNKNOWN PLEA TYPE	Total
Felony Charges	Original_Plea	2 0.58%	144 41.62%	200 57.80%	346 100.00%
	Final_Plea	146 42.20%	-	200 57.80%	346 100.00%
Felony amended to Non-Felony	Original_Plea	-	-	5 100.00%	5 100.00%
	Final_Plea	-	-	5 100.00%	5 100.00%

27A.460 (5) Percentage of pleas as charges;

27A.460 (6) Percentage of pleas to reduce charges;

Cases can have multiple charges which are heard either by a court trial, jury trial, no trial or by a combination of trial types. Depending upon the seriousness of the offense and the consequences of a guilty verdict, defendants in criminal cases have the constitutional right to a jury of their peers. In a jury trial, the Judge decides questions of law, and the jury decides whether the defendant is guilty or not guilty on each of the offense(s) charged. In a court trial, the judge decides questions of law and decides if guilty or not guilty on each offense(s) charges. The cases are categorized by how all the charges within the case were disposed. If all charges were disposed by the same trial type, it's counted in the separate category, otherwise, it's counted within the "Mixed Trial" category. If a charge had a nothing entered or it had "no trial" it's counted in the "No Trial" category.

Cases by Trial Type	27A.460 - (7), (8), (9), (10)	NO TRIAL	Total
Felony Amended Down to Non-Felony		5 100.00%	5 100.00%
Felony Charges		163 100.00%	163 100.00%
Felony Convictions		84 100.00%	84 100.00%

27A.460 (7) Percentage of disposition to guilty as charged by trial;

27A.460 (8) Percentage of those found guilty of lesser charge by trial;

27A.460 (9) Percentage of cases where jury trial taken;

27A.460 (10) Percentage of trials which are bench (court) trials; and

**Shock Probation by  
Disposition Type**

27A.440 (3b)

	DENIED	Total
0026090 SHOCK PROBATION IN FELONY CONVICTIONS	8 100.00%	8 100.0000%

27A.440 (3) Cases in which shock probation has been granted:

(b) Extracted data on shock probation shall be placed in the annual report of the Administrative Office of the Courts.

ADMINISTRATIVE OFFICE OF THE COURTS

Research & Statistics

Annual Report FY 2016

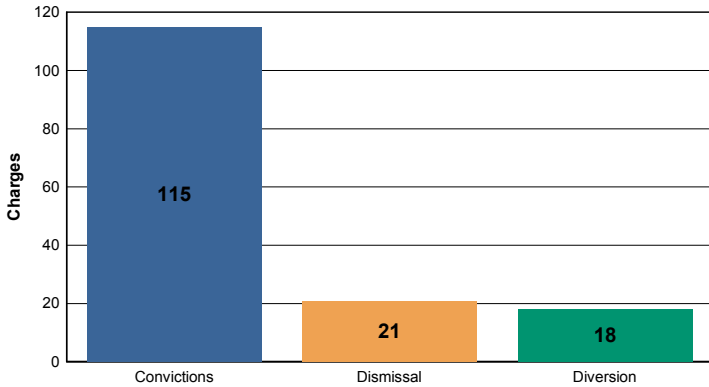
Circuit Court - "Felony" Criminal Cases

WAYNE

Of those 154 felony offenses, 115 (74.68%) were convicted; were acquitted (%); and 21 (13.64%) were dismissed.

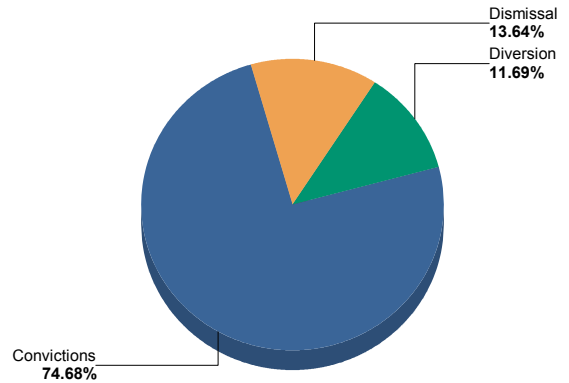
Felony Charges by Disposition Type

27A.460 - (1), (3), (4)



Percent of Charges by Disposition Type

27A.460 - (1), (3), (4)



27A.460 (1) Conviction percentages;

27A.460 (3) Percentage of acquittals;

27A.460(4) Percentage of dismissals;

\* "Others" disposition type include: Denied, Extradition, Grand Jury, Granted, Hung Jury, Merged, Mistrial, No Action Taken By Grand Jury, Other, Pardon - Prior to Adjudication Only, Peace Bond, Remanded, Set Aside/Voided, Sealed Records, Transfer, Drug Court Transfer, Vacated Judgment

Felony Charges Convicted by Disposition Type	ENHANCED	GUILTY	Total
	1	114	115
	0.87%	99.13%	100.00%

27A.460 - (2)	Sentence Records	Jail or Prison Conditionally Discharged	Jail or Prison Suspended	Jail or Prison Time > 0	Net Costs > \$0.00	Net Fines > \$0.00	Net Home Incarceration Time	Net Home Incarceration Time Suspended	Net Probation Time Supervised	Net Probation Time Unsupervised	Net Suspended Costs > \$0.00	Net Suspended Fines > \$0.00	Other Conditions
Convicted	115	8 6.96%	14 12.17%	114 99.13%	47 40.87%	-	-	-	16 13.91%	-	-	-	23 20.00%
Dismissed	1	-	-	-	-	-	-	-	-	-	-	-	-
Diverted	2	1 50.00%	-	1 50.00%	1 50.00%	-	-	-	-	-	-	-	2 100.00%
	118	9	14	115	48	-	-	-	16	-	-	-	25

27A.460 (2) Percentages of fines, imprisonment, or other penalty assessment;

\* Percentages are based on total sentence records per category (convicted, acquitted...etc)

\* There can be multiple sentence conditions to a single charge.

**ADMINISTRATIVE OFFICE OF THE COURTS**

Research & Statistics

**Annual Report FY 2016**

**Circuit Court - "Felony" Criminal Cases**

**WEBSTER**

Plea Type		27A.460 - (5), (6)	GUILTY	NOT GUILTY	UNKNOWN PLEA TYPE	Total
Felony Charges	Original_Plea		<b>1</b> 0.65%	<b>2</b> 1.30%	<b>151</b> 98.05%	<b>154</b> 100.00%
	Final_Plea		<b>3</b> 1.95%	<b>-</b> 0.00%	<b>151</b> 98.05%	<b>154</b> 100.00%
Felony amended to Non-Felony	Original_Plea		<b>-</b> 0.00%	<b>-</b> 0.00%	<b>7</b> 100.00%	<b>7</b> 100.00%
	Final_Plea		<b>-</b> 0.00%	<b>-</b> 0.00%	<b>7</b> 100.00%	<b>7</b> 100.00%

27A.460 (5) Percentage of pleas as charges;  
27A.460 (6) Percentage of pleas to reduce charges;

Cases can have multiple charges which are heard either by a court trial, jury trial, no trial or by a combination of trial types. Depending upon the seriousness of the offense and the consequences of a guilty verdict, defendants in criminal cases have the constitutional right to a jury of their peers. In a jury trial, the Judge decides questions of law, and the jury decides whether the defendant is guilty or not guilty on each of the offense(s) charged. In a court trial, the judge decides questions of law and decides if guilty or not guilty on each offense(s) charges. The cases are categorized by how all the charges within the case were disposed. If all charges were disposed by the same trial type, it's counted in the separate category, otherwise, it's counted within the "Mixed Trial" category. If a charge had a nothing entered or it had "no trial" it's counted in the "No Trial" category.

Cases by Trial Type	27A.460 - (7), (8), (9), (10)	JURY TRIAL	NO TRIAL	Total
Felony Amended Down to Non-Felony		<b>-</b>	<b>7</b> 100.00%	<b>7</b> 100.00%
Felony Charges		<b>1</b> 1.06%	<b>93</b> 98.94%	<b>94</b> 100.00%
Felony Convictions		<b>1</b> 1.45%	<b>68</b> 98.55%	<b>69</b> 100.00%

27A.460 (7) Percentage of disposition to guilty as charged by trial;  
27A.460 (8) Percentage of those found guilty of lesser charge by trial;  
27A.460 (9) Percentage of cases where jury trial taken;  
27A.460 (10) Percentage of trials which are bench (court) trials; and

Shock Probation by Disposition Type	27A.440 (3b)	DENIED	GRANTED	Total
0026090 SHOCK PROBATION IN FELONY CONVICTIONS		<b>4</b> 12.90%	<b>27</b> 87.10%	<b>31</b> 100.0000%

27A.440 (3) Cases in which shock probation has been granted:  
(b) Extracted data on shock probation shall be placed in the annual report of the Administrative Office of the Courts.

ADMINISTRATIVE OFFICE OF THE COURTS

Research & Statistics

Annual Report FY 2016

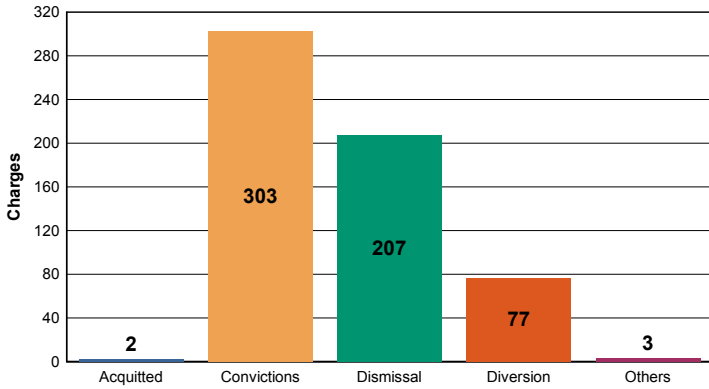
Circuit Court - "Felony" Criminal Cases

WEBSTER

Of those 592 felony offenses, 303 (51.18%) were convicted; 2 were acquitted (0.34%); and 207 (34.97%) were dismissed.

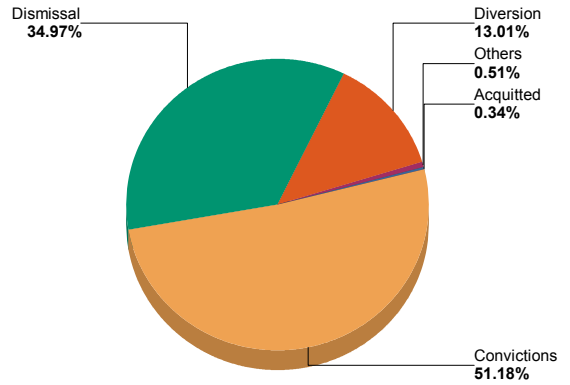
Felony Charges by Disposition Type

27A.460 - (1), (3), (4)



Percent of Charges by Disposition Type

27A.460 - (1), (3), (4)



27A.460 (1) Conviction percentages;

27A.460 (3) Percentage of acquittals;

27A.460(4) Percentage of dismissals;

\* "Others" disposition type include: Denied, Extradition, Grand Jury, Granted, Hung Jury, Merged, Mistrial, No Action Taken By Grand Jury, Other, Pardon - Prior to Adjudication Only, Peace Bond, Remanded, Set Aside/Voided, Sealed Records, Transfer, Drug Court Transfer, Vacated Judgment

Felony Charges Convicted by Disposition Type	ENHANCED	GUILTY	Total
	1	302	303
	0.33%	99.67%	100.00%

27A.460 - (2)	Sentence Records	Jail or Prison Conditionally Discharged	Jail or Prison Suspended	Jail or Prison Time > 0	Net Costs > \$0.00	Net Fines > \$0.00	Net Home Incarceration Time	Net Home Incarceration Time Suspended	Net Probation Time Supervised	Net Probation Time Unsupervised	Net Suspended Costs > \$0.00	Net Suspended Fines > \$0.00	Other Conditions
Convicted	299	172	1	299	251	1	-	-	168	2	-	-	88
		57.53%	0.33%	100.00%	83.95%	0.33%			56.19%	0.67%			29.43%
Diverted	12	-	-	2	11	1	-	-	-	-	-	-	-
				16.67%	91.67%	8.33%							
	311	172	1	301	262	2	-	-	168	2	-	-	88

27A.460 (2) Percentages of fines, imprisonment, or other penalty assessment;

\* Percentages are based on total sentence records per category (convicted, acquitted...etc)

\* There can be multiple sentence conditions to a single charge.



**ADMINISTRATIVE OFFICE OF THE COURTS**

Research & Statistics

**Annual Report FY 2016**

**Circuit Court - "Felony" Criminal Cases**

**WHITLEY**

Plea Type	27A.460 - (5), (6)	GUILTY	NOT GUILTY	UNKNOWN PLEA TYPE	Total
		Felony Charges	Original_Plea	-	7
		0.00%	1.18%	98.82%	100.00%
	Final_Plea	1	6	585	592
		0.17%	1.01%	98.82%	100.00%
Felony amended to Non-Felony	Original_Plea	-	-	40	40
		0.00%	0.00%	100.00%	100.00%
	Final_Plea	-	-	40	40
		0.00%	0.00%	100.00%	100.00%

27A.460 (5) Percentage of pleas as charges;  
 27A.460 (6) Percentage of pleas to reduce charges;

Cases can have multiple charges which are heard either by a court trial, jury trial, no trial or by a combination of trial types. Depending upon the seriousness of the offense and the consequences of a guilty verdict, defendants in criminal cases have the constitutional right to a jury of their peers. In a jury trial, the Judge decides questions of law, and the jury decides whether the defendant is guilty or not guilty on each of the offense(s) charged. In a court trial, the judge decides questions of law and decides if guilty or not guilty on each offense(s) charges. The cases are categorized by how all the charges within the case were disposed. If all charges were disposed by the same trial type, it's counted in the separate category, otherwise, it's counted within the "Mixed Trial" category. If a charge had a nothing entered or it had "no trial" it's counted in the "No Trial" category.

Cases by Trial Type	27A.460 - (7), (8), (9), (10)	JURY TRIAL	NO TRIAL	Total
Felony Amended Down to Non-Felony		-	32	32
			100.00%	100.00%
Felony Charges		2	329	331
		0.60%	99.40%	100.00%
Felony Convictions		1	211	212
		0.47%	99.53%	100.00%

27A.460 (7) Percentage of disposition to guilty as charged by trial;  
 27A.460 (8) Percentage of those found guilty of lesser charge by trial;  
 27A.460 (9) Percentage of cases where jury trial taken;  
 27A.460 (10) Percentage of trials which are bench (court) trials; and

Shock Probation by Disposition Type	27A.440 (3b)	
	GRANTED	Total
0026090 SHOCK PROBATION IN FELONY CONVICTIONS	7	7
	100.00%	100.0000%

27A.440 (3) Cases in which shock probation has been granted:  
 (b) Extracted data on shock probation shall be placed in the annual report of the Administrative Office of the Courts.

ADMINISTRATIVE OFFICE OF THE COURTS

Research & Statistics

Annual Report FY 2016

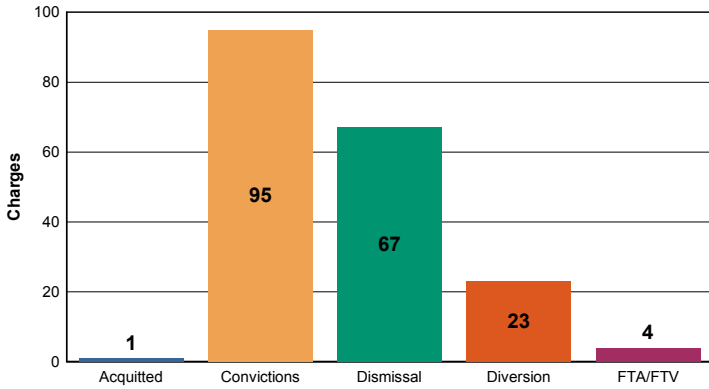
Circuit Court - "Felony" Criminal Cases

WHITLEY

Of those 190 felony offenses, 95 (50.00%) were convicted; 1 were acquitted (0.53%); and 67 (35.26%) were dismissed.

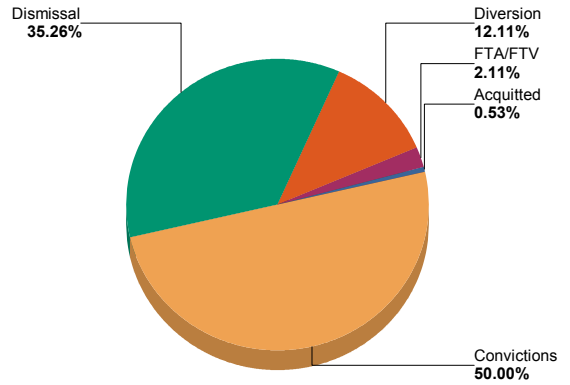
Felony Charges by Disposition Type

27A.460 - (1), (3), (4)



Percent of Charges by Disposition Type

27A.460 - (1), (3), (4)



27A.460 (1) Conviction percentages;

27A.460 (3) Percentage of acquittals;

27A.460(4) Percentage of dismissals;

\* "Others" disposition type include: Denied, Extradition, Grand Jury, Granted, Hung Jury, Merged, Mistrial, No Action Taken By Grand Jury, Other, Pardon - Prior to Adjudication Only, Peace Bond, Remanded, Set Aside/Voided, Sealed Records, Transfer, Drug Court Transfer, Vacated Judgment

Felony Charges Convicted by Disposition Type	ENHANCED	GUILTY	Total
	1	94	95
	1.05%	98.95%	100.00%

27A.460 - (2)	Sentence Records	Jail or Prison Conditionally Discharged	Jail or Prison Suspended	Jail or Prison Time > 0	Net Costs > \$0.00	Net Fines > \$0.00	Net Home Incarceration Time	Net Home Incarceration Time Suspended	Net Probation Time Supervised	Net Probation Time Unsupervised	Net Suspended Costs > \$0.00	Net Suspended Fines > \$0.00	Other Conditions
Convicted	93		72	93	63				71	1			72
			77.42%	100.00%	67.74%				76.34%	1.08%			77.42%
	93		72	93	63				71	1			72

27A.460 (2) Percentages of fines, imprisonment, or other penalty assessment;

\* Percentages are based on total sentence records per category (convicted, acquitted...etc)

\* There can be multiple sentence conditions to a single charge.

**ADMINISTRATIVE OFFICE OF THE COURTS**

Research & Statistics

**Annual Report FY 2016**

**Circuit Court - "Felony" Criminal Cases**

**WOLFE**

Plea Type	27A.460 - (5), (6)	NOT GUILTY	UNKNOWN PLEA TYPE	Total
Felony Charges	Original_Plea	1 0.53%	189 99.47%	190 100.00%
	Final_Plea	1 0.53%	189 99.47%	190 100.00%
Felony amended to Non-Felony	Original_Plea	-	13 100.00%	13 100.00%
	Final_Plea	-	13 100.00%	13 100.00%

27A.460 (5) Percentage of pleas as charges;  
27A.460 (6) Percentage of pleas to reduce charges;

Cases can have multiple charges which are heard either by a court trial, jury trial, no trial or by a combination of trial types. Depending upon the seriousness of the offense and the consequences of a guilty verdict, defendants in criminal cases have the constitutional right to a jury of their peers. In a jury trial, the Judge decides questions of law, and the jury decides whether the defendant is guilty or not guilty on each of the offense(s) charged. In a court trial, the judge decides questions of law and decides if guilty or not guilty on each offense(s) charges. The cases are categorized by how all the charges within the case were disposed. If all charges were disposed by the same trial type, it's counted in the separate category, otherwise, it's counted within the "Mixed Trial" category. If a charge had a nothing entered or it had "no trial" it's counted in the "No Trial" category.

Cases by Trial Type	27A.460 - (7), (8), (9), (10)	JURY TRIAL	NO TRIAL	Total
Felony Amended Down to Non-Felony		-	12 100.00%	12 100.00%
Felony Charges		1 0.86%	115 99.14%	116 100.00%
Felony Convictions		-	67 100.00%	67 100.00%

27A.460 (7) Percentage of disposition to guilty as charged by trial;  
27A.460 (8) Percentage of those found guilty of lesser charge by trial;  
27A.460 (9) Percentage of cases where jury trial taken;  
27A.460 (10) Percentage of trials which are bench (court) trials; and

Shock Probation by Disposition Type	27A.440 (3b)	GRANTED	Total
0026090 SHOCK PROBATION IN FELONY CONVICTIONS		5 100.00%	5 100.0000%

27A.440 (3) Cases in which shock probation has been granted:  
(b) Extracted data on shock probation shall be placed in the annual report of the Administrative Office of the Courts.

ADMINISTRATIVE OFFICE OF THE COURTS

Research & Statistics

Annual Report FY 2016

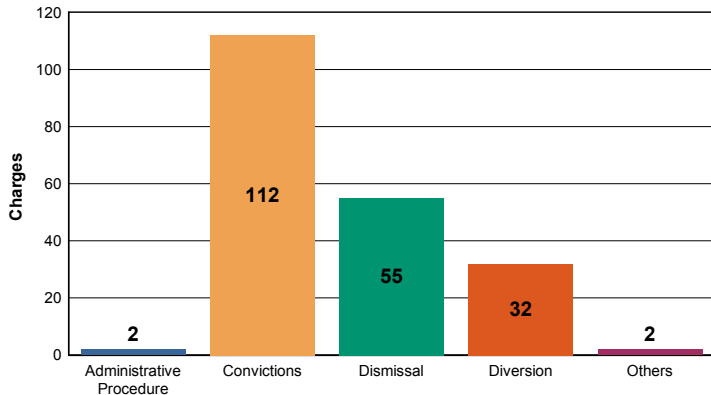
Circuit Court - "Felony" Criminal Cases

WOLFE

Of those 203 felony offenses, 112 (55.17%) were convicted; were acquitted (%); and 55 (27.09%) were dismissed.

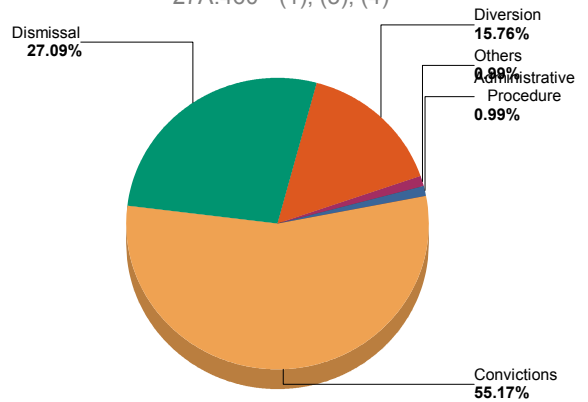
Felony Charges by Disposition Type

27A.460 - (1), (3), (4)



Percent of Charges by Disposition Type

27A.460 - (1), (3), (4)



27A.460 (1) Conviction percentages;

27A.460 (3) Percentage of acquittals;

27A.460(4) Percentage of dismissals;

\* "Others" disposition type include: Denied, Extradition, Grand Jury, Granted, Hung Jury, Merged, Mistrial, No Action Taken By Grand Jury, Other, Pardon - Prior to Adjudication Only, Peace Bond, Remanded, Set Aside/Voided, Sealed Records, Transfer, Drug Court Transfer, Vacated Judgment

Felony Charges Convicted by Disposition Type	ENHANCED	GUILTY	Total
	3 2.68%	109 97.32%	112 100.00%

27A.460 - (2)	Sentence Records	Jail or Prison Conditionally Discharged	Jail or Prison Suspended	Jail or Prison Time > 0	Net Costs > \$0.00	Net Fines > \$0.00	Net Home Incarceration Time	Net Home Incarceration Time Suspended	Net Probation Time Supervised	Net Probation Time Unsupervised	Net Suspended Costs > \$0.00	Net Suspended Fines > \$0.00	Other Conditions
Convicted	111	-	60 54.05%	109 98.20%	58 52.25%	1 0.90%	-	-	57 51.35%	2 1.80%	-	-	19 17.12%
Dismissed	3	2 66.67%	1 33.33%	3 100.00%	-	-	-	-	2 66.67%	1 33.33%	-	-	-
Diverted	3	-	-	-	1 33.33%	-	-	-	-	-	-	-	-
	117	2	61	112	59	1	-	-	59	3	-	-	19

27A.460 (2) Percentages of fines, imprisonment, or other penalty assessment;

\* Percentages are based on total sentence records per category (convicted, acquitted...etc)

\* There can be multiple sentence conditions to a single charge.

**ADMINISTRATIVE OFFICE OF THE COURTS**

Research & Statistics

**Annual Report FY 2016**

**Circuit Court - "Felony" Criminal Cases**

**WOODFORD**

Plea Type	27A.460 - (5), (6)	GUILTY	NOT GUILTY	UNKNOWN PLEA TYPE	Total
		Felony Charges	Original_Plea 22 10.84%	98 48.28%	83 40.89%
	Final_Plea	116 57.14%	4 1.97%	83 40.89%	203 100.00%
Felony amended to Non-Felony	Original_Plea	- 0.00%	- 0.00%	8 100.00%	8 100.00%
	Final_Plea	- 0.00%	- 0.00%	8 100.00%	8 100.00%

27A.460 (5) Percentage of pleas as charges;

27A.460 (6) Percentage of pleas to reduce charges;

Cases can have multiple charges which are heard either by a court trial, jury trial, no trial or by a combination of trial types. Depending upon the seriousness of the offense and the consequences of a guilty verdict, defendants in criminal cases have the constitutional right to a jury of their peers. In a jury trial, the Judge decides questions of law, and the jury decides whether the defendant is guilty or not guilty on each of the offense(s) charged. In a court trial, the judge decides questions of law and decides if guilty or not guilty on each offense(s) charges. The cases are categorized by how all the charges within the case were disposed. If all charges were disposed by the same trial type, it's counted in the separate category, otherwise, it's counted within the "Mixed Trial" category. If a charge had a nothing entered or it had "no trial" it's counted in the "No Trial" category.

Cases by Trial Type	27A.460 - (7), (8), (9), (10)	
	NO TRIAL	Total
Felony Amended Down to Non-Felony	7 100.00%	7 100.00%
Felony Charges	95 100.00%	95 100.00%
Felony Convictions	61 100.00%	61 100.00%

27A.460 (7) Percentage of disposition to guilty as charged by trial;

27A.460 (8) Percentage of those found guilty of lesser charge by trial;

27A.460 (9) Percentage of cases where jury trial taken;

27A.460 (10) Percentage of trials which are bench (court) trials; and

**Shock Probation by  
Disposition Type**

27A.440 (3b)

	DENIED	Total
	0026090 SHOCK PROBATION IN FELONY CONVICTIONS	5 100.00%

27A.440 (3) Cases in which shock probation has been granted:

(b) Extracted data on shock probation shall be placed in the annual report of the Administrative Office of the Courts.