



---

## CDW COMPLAINTS FILED 1/1/2015 – 11/16/2022

– GUN POSSESSION –

---

November 17, 2022

### Statistics Request Overall Description

On October 20, 2022, WLEX News requested a report with the release and decision outcome for juvenile offenders to include the type of offense, during a specified timeframe CY 2019 through year-to-date CY 2022 for the following:

- The number of juveniles charged with gun-possession
- The charges that went along with their gun possession charge
- Has this number changed significantly over time or not at all
- The ages of youth, along with the youngest age
- The race of the youth (what role does race play in representation of charges)

Complaints were compiled from AOC CDWCMS, the case management and information system used by AOC Court Designated Workers (CDW), limited to complaints filed with the specified offenses of possession of gun (see supplemental list below) from January 1, 2015 through November 16, 2022. The statistics are sorted by the specific counties of Fayette and Jefferson, then the remaining counties Statewide.

### Statistical Tables (22\_CDW3199)

Statistical Report 22\_CDW3199 provides complaints filed during 1/1/2015 – 11/16/2022 and provides statistical counts for each Jefferson, Fayette and Statewide (remaining counties).

**Page 1:** Provides a line chart of gun possession charges within complaints filed per CY represented as a separate line of a differing color for Jefferson, Fayette and Statewide (remaining counties). The cross table provides those counts of charges, along with the distinct count of complaints and youth per CY.

**Page 2:** Provides a horizontal stacked bar chart with percentage of complaints for Jefferson, Fayette and Statewide (remaining counties) represented as a differing color. The cross table provides those counts of complaints, percentages and the distinct count of youth per CY.

**Page 3:** Provides a horizontal stacked bar chart with the percentage of complaints by intake action group (Extension of Detention, Child Released by Peace Officer, Child Released by CDW, Child not taken into Custody) represented as a differing color.

**Page 4:** The cross table provides the distinct count of complaints and percentage of complaints per CY by intake action group.

# CDW COMPLAINTS FILED 1/1/2015 – 11/16/2022

## – GUN POSSESSION –

### Statistical Tables (22\_CDW3199)

**Page 5:** Provides a horizontal stacked bar chart with the percentage of complaints by charge close reason group (Formal Court Referral, Dismissed (Other), Dismissed (Successful Diversion), Other & Open) represented as a differing color. The cross table provides the distinct count of complaints by charge close reason group and charge close reason.

**Page 6:** Provides a cross table of the gun possession charges within complaints filed by Offense Description along with the distinct count of complaints and youth.

**Page 7:** Provides a vertical bar chart with the percentage of youth by race (Hispanic, White, Black, Other & Unknown) represented as a differing color.

**Page 8:** Provides a cross table of the count of youth by age at the complaint filing date. The youngest in Fayette was 13 years of age, in Jefferson was 11 years of age and in the remaining counties was 6 years of age at complaint filing.

**Page 9:** Provides a horizontal bar chart representing the counts of charges for the other offenses within the complaints with possession of gun, ranked by AOC Offense Category by highest to least of the charges utilized within the group.

#### **Statistical Analysis Considerations**

- The statistical information presented is a snapshot in time as of November 16, 2022.
- The complaint may have multiple charges. Counts of complaints do not equal a count of youth, since a youth may have multiple complaints.
- To protect the confidentiality of CDW complaints, any instances in which fewer than six records would be reported have been concealed. A blank entry should be read as a value of 0-5 complaints.

### Data Element/Field/Variable Requested

Database	Data Element/Field/Variable	Description/Definition
CDW_CMS	Calendar Year	The Calendar Year begins January 1 and ends on December 31.
	Charge	An individual act of conduct which is against the Kentucky Revised Statutes (KRS). A complaint may have one or more charges.
	Complaint	A verified statement containing allegations against a youth. A complaint may have one or more charges, and a youth may have one or more complaints.
	Youth	An individual under the age of 18 who is the subject of a complaint. A youth may have one or more complaints.

## CDW COMPLAINTS FILED 1/1/2015 – 11/16/2022

– GUN POSSESSION –

Complaint County	Indicates the county where the complaint was filed. Counts are provided for Fayette County, Jefferson County and Statewide (excluding Fayette & Jefferson) which counts the 118 counties other than Fayette & Jefferson.
Complaint Filing Date	The date the complaint was signed by the affiant, the individual filing the complaint.
Intake Action	Indicates whether the youth was taken into custody; if so, whether the youth was released or detained, and if released, by whom. The intake actions include: <ul style="list-style-type: none"> <li>• Child taken into Custody</li> <li>• Released by CDW or peace officer</li> <li>• Extension of Detention</li> </ul>
Intake Action Result	<ul style="list-style-type: none"> <li>• Released – the intake actions where the child is released back into the community: child not taken into custody, child released by peace officer, child released by CDW</li> <li>• Detained – the intake action where the child is placed in secure detention: extension of detention</li> </ul>
Charge Description	A field which displays the name of the charge filed against a youth.
AOC Offense Category	Similar offenses are grouped into AOC Offense Category for reporting purposes. The category included in this report are gun related offenses. A list of the codes is located below.
Race/Ethnicity	The self-reported race and ethnicity of the youth. For the purposes of this report, the race has been aggregated into four categories: <ul style="list-style-type: none"> <li>• Hispanic</li> <li>• Non-Hispanic African American</li> <li>• Non-Hispanic Caucasian</li> <li>• Non-Hispanic Other</li> </ul>
Youth Age at Complaint Filing	The age of the youth at the time of complaint filings, calculated by dividing the difference between the complaint filing date and the child's birth date by the number of days in a year and rounding down.
Specified Charges	A selection of offenses identified by the requestor. The full table of offenses included is located at the end of this methodology.

**Disclaimer Associated with KCOJ/AOC Database(s) and Element(s)**

**RESEARCH AND STATISTICS DISCLAIMER for CDWCMS REQUESTS**

---

---

## CDW COMPLAINTS FILED 1/1/2015 – 11/16/2022

– GUN POSSESSION –

---

---

The data from this report is provided from the Court Designated Worker program. Information received from the Court Designated Worker Program electronic case management system (CDWCMS) is subject to change(s), reprogramming, modification(s) of format and availability at the direction of the Administrative Office of the Courts (AOC), and may not at any particular moment reflect the true status of court cases due to ordinary limitation(s), delay(s) or error(s) in the system's operation.

### **RESEARCH AND STATISTICS UOR CODE DISCLAIMER**

The Kentucky State Police (KSP) assigns the Kentucky Uniform Crime Reporting Codes (UOR Codes) to criminal offenses in the Commonwealth of Kentucky. The KSP official list of UOR Codes by KRS number and descriptor can be obtained at the KSP's website at [www.kentuckystatepolice.org](http://www.kentuckystatepolice.org).

The AOC assigns and maintains codes that are used within the Court of Justice Case Management System for statistical and reporting purposes. These codes are used to identify local and city ordinances, as well as codes for general administrative purposes. The AOC official list of UOR Codes with KRS number and descriptor can be obtained at the Court of Justice website at [Analytics - Kentucky Court of Justice \(kycourts.gov\)](http://Analytics-KentuckyCourtofJustice.kycourts.gov). The AOC UOR Code Listing is for informational purposes only and the information is subject to change, reprogramming, modifications of format, and availability at the direction of the Administrative Office of the Courts (AOC).

A query for data based on specified charges will include each UOR code specified and possible supplemental codes. Supplemental codes (or "ASCF" codes) to any UOR code include: 1) attempt, 2) solicitation, 3) conspiracy, 4) facilitation, 5) complicity, and 6) enhancement. In total, UOR codes contain seven digits. The first six digits are specific to that charge. The seventh digit indicates if there is a supplemental code. A "0" as the seventh digit means that is the primary UOR code and it does not have a supplemental code. If there are supplemental codes, the "0" will change to a 1, 2, 3, 4, 5, or 6 (the numbering corresponds to the list above). An enhancement does not exist on all UOR codes. When a supplemental code does not appear within a dataset, charge(s) did not occur during this period. The presence of "\*obs" within the description of a UOR code indicates an obsolete UOR code. However, the code is still present within the KYCourts/CourtNet database and may still be utilized. Not every UOR code included in the query will have charges associated with it in each calendar year examined. Some cases may contain multiple charges; therefore, charge counts may exceed case counts. The number of cases cannot be inferred as the number of individuals as multiple cases may have the same defendant.

The AOC disclaims and makes no warranty, express or implied, nor assumes any legal liability or responsibility, for the validity, accuracy, correctness, or completeness of any information that is available and/or obtained through this listing. The recipient is solely responsible for verifying the accuracy of the information received from the official owner of the UOR Codes, the KSP. Furthermore, the AOC shall not be liable to the recipient, the recipient's heirs and assigns, next of kin or to any third party, for any and all claims, demands, losses or damages arising from the usage of this list and/or information contained therein.

**ADMINISTRATIVE OFFICE OF THE COURTS  
Research & Statistics**

The UOR Codes listed below were queried for the Gun Possession Offense Report.  
(This listing includes the additional ASCF's included in the query)

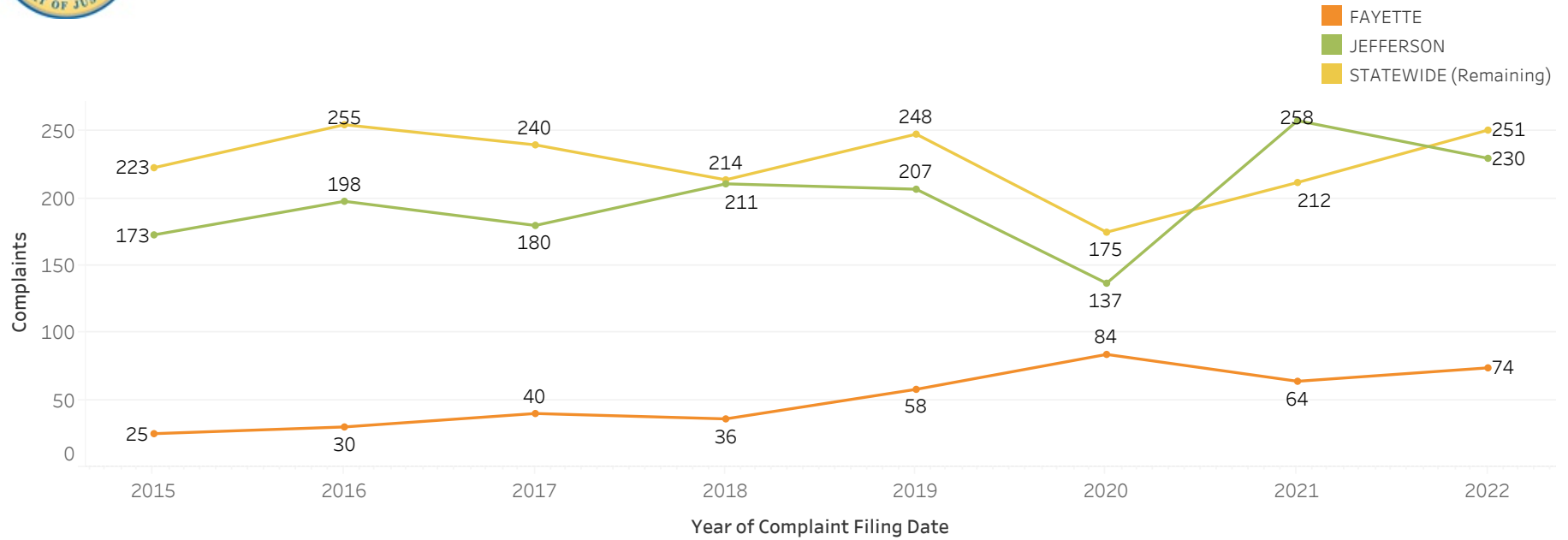
UOR	KRS	ASCF Code	Description	Level	Class
001501	527.020	0	CARRYING A CONCEALED DEADLY WEAPON (M)	Misdemeanor	A
001504	527.050	0	POSSESSION OF DEFACED FIREARM	Misdemeanor	A
001506	527.020(10)	0	CARRY CONCEAL WEAPON BY PRIOR DEADLY WEAPON FELONY OFFENDER	Felony	D
052020	527.020(6)	0	*OBS* FELON CARRYING CONCEAL DEADLY WEAPON; PRIOR D WEAP USE	Felony	D
052196	527.040	0	CONVICTED FELON IN POSSESSION OF A FIREARM	Felony	D
052197	527.040	0	CONVICTED FELON IN POSSESSION OF A HANDGUN	Felony	C
052199	527.040(1)	0	*OBS* POSS OF FIREARM BY CONVICTED FELON	Felony	D
052200	527.040	0	*OBS* POSS OF HANDGUN/FIREARM BY CONVICTED FELON	Felony	D
052201	527.100	0	*OBS* POSS,MANUF,TRANSPRT HANDGUN WITH EXC FOR UNLAWFUL, 1ST	Misdemeanor	A
052202	527.100	0	*OBS* POSS,MANUF,TRANSPRT HANDGUN EXC FOR UNLAWFUL 2ND>	Felony	D
052204	527.070	0	UNLAWFUL POSSESSION OF WEAPON ON SCHOOL PROPERTY	Felony	D
052205	527.100	0	POSSESSION OF HANDGUN BY MINOR, 2ND OR >	Felony	D
052206	527.100	0	POSSESSION OF HANDGUN BY MINOR, 1ST OFF	Misdemeanor	A



ADMINISTRATIVE OFFICE OF THE COURTS  
Research and Statistics

22\_CDW3199

Possession of Gun Offenses within CDW Complaints Filed 1/1/2015 - 11/16/2022



		2015	2016	2017	2018	2019	2020	2021	2022	Grand Total
<b>FAYETTE</b>	Complaints	25	30	40	36	58	84	64	74	411
	Charges	33	44	53	55	74	113	66	107	545
	Youth	25	29	36	31	46	70	59	63	310
<b>JEFFERSON</b>	Complaints	173	198	180	211	207	137	258	230	1,594
	Charges	236	264	241	302	287	164	330	281	2,105
	Youth	167	184	168	187	189	119	220	206	1,239
<b>STATEWIDE (Remaining)</b>	Complaints	223	255	240	214	248	175	212	251	1,818
	Charges	243	317	289	264	297	190	247	290	2,137
	Youth	218	251	236	206	246	166	204	241	1,699
<b>Grand Total</b>	Complaints	421	483	460	461	513	396	534	555	3,823
	Charges	512	625	583	621	658	467	643	678	4,787
	Youth	410	464	440	423	480	353	479	508	3,222

Statistical Analysis Considerations

\* Data provided from the Court Designated Worker Case Management System (CDWCMS).

\* Counts of charges may not equal counts of complaints as one complaint may contain more than one charge.

\* Counts of complaints may not equal counts of youth as one youth may have more than one complaint.

\* To protect the confidentiality of CDW complaints, any instances in which fewer than six records would be reported have been concealed. A blank entry should be read as a value of 0-5 complaints.

Run Date:

11/16/2022

Page 1 of 9



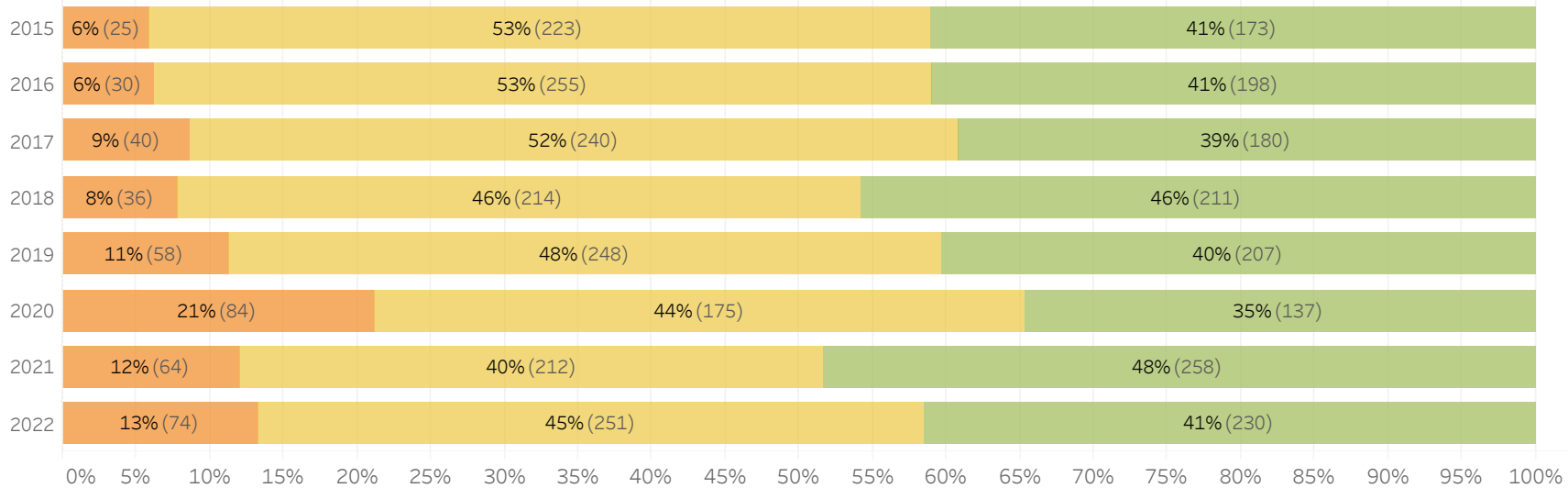
ADMINISTRATIVE OFFICE OF THE COURTS  
Research and Statistics

22\_CDW3199

Possession of Gun Offenses within CDW Complaints Filed 1/1/2015 - 11/16/2022

FAYETTE  
STATEWIDE (Remaining)  
JEFFERSON

Percentage of Complaints per County



		2015	2016	2017	2018	2019	2020	2021	2022	Grand Total
<b>FAYETTE</b>	% of Complaints	6%	6%	9%	8%	11%	21%	12%	13%	11%
	Complaints	25	30	40	36	58	84	64	74	411
	Youth	25	29	36	31	46	70	59	63	310
<b>STATEWIDE (Remaining)</b>	% of Complaints	53%	53%	52%	46%	48%	44%	40%	45%	48%
	Complaints	223	255	240	214	248	175	212	251	1,818
	Youth	218	251	236	206	246	166	204	241	1,699
<b>JEFFERSON</b>	% of Complaints	41%	41%	39%	46%	40%	35%	48%	41%	42%
	Complaints	173	198	180	211	207	137	258	230	1,594
	Youth	167	184	168	187	189	119	220	206	1,239
<b>Grand Total</b>	% of Complaints	100%	100%	100%	100%	100%	100%	100%	100%	100%
	Complaints	421	483	460	461	513	396	534	555	3,823
	Youth	410	464	440	423	480	353	479	508	3,222

Statistical Analysis Considerations

- \* Data provided from the Court Designated Worker Case Management System (CDWCMS).
- \* Counts of charges may not equal counts of complaints as one complaint may contain more than one charge.
- \* Counts of complaints may not equal counts of youth as one youth may have more than one complaint.
- \* To protect the confidentiality of CDW complaints, any instances in which fewer than six records would be reported have been concealed. A blank entry should be read as a value of 0-5 complaints.



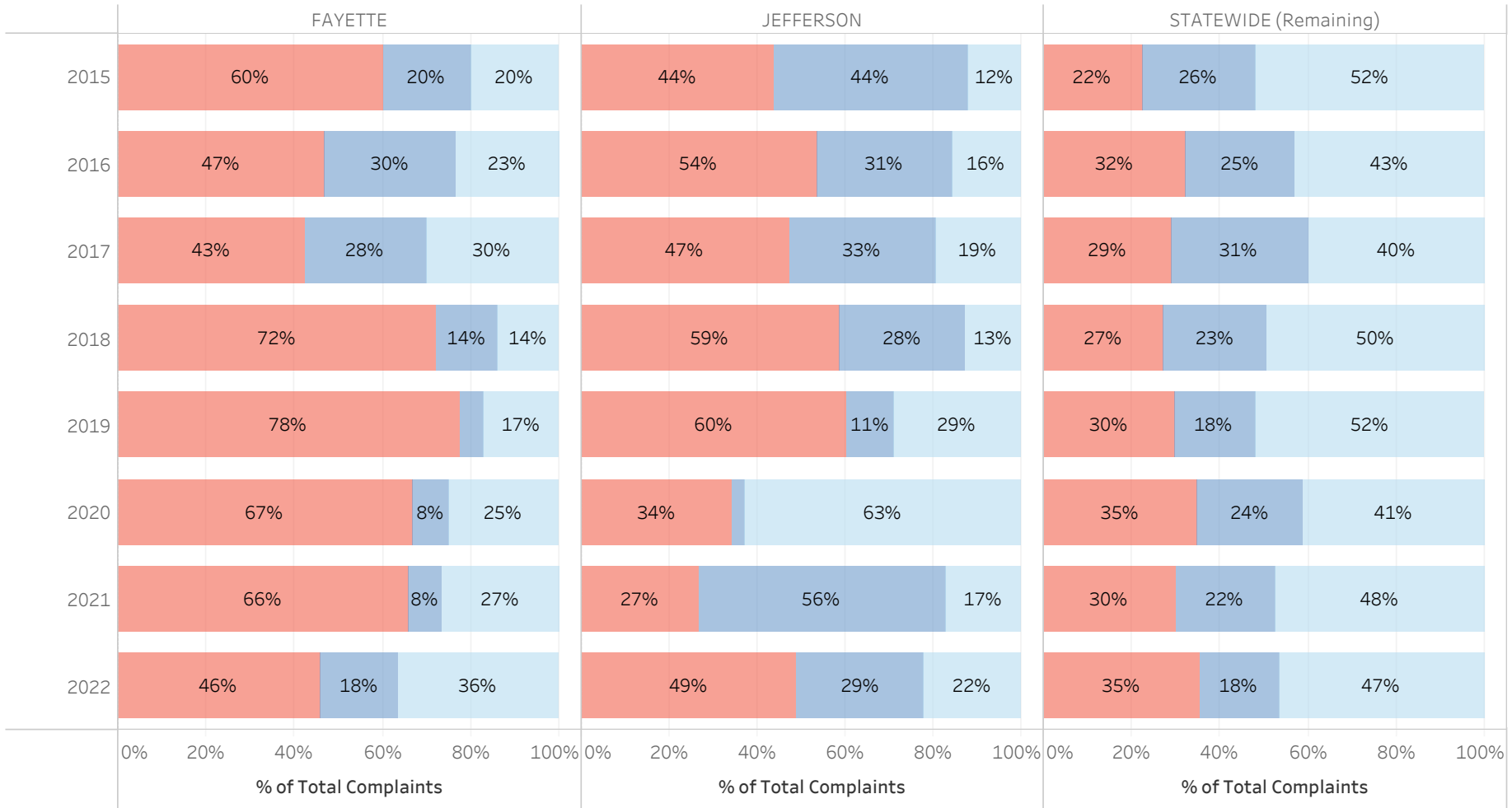
ADMINISTRATIVE OFFICE OF THE COURTS  
Research and Statistics

22\_CDW3199

Possession of Gun Offenses within CDW Complaints Filed 1/1/2015 - 11/16/2022

Extension of Detention      Released by CDW or Peace Officer      Child Not Taken Into Custody

Percentage of Complaints per Intake Action



Statistical Analysis Considerations

- \* Data provided from the Court Designated Worker Case Management System (CDWCMS).
- \* Counts of charges may not equal counts of complaints as one complaint may contain more than one charge.
- \* Counts of complaints may not equal counts of youth as one youth may have more than one complaint.
- \* To protect the confidentiality of CDW complaints, any instances in which fewer than six records would be reported have been concealed. A blank entry should be read as a value of 0-5 complaints.





**ADMINISTRATIVE OFFICE OF THE COURTS**  
**Research and Statistics**

22\_CDW3199

Possession of Gun Offenses within CDW Complaints Filed 1/1/2015 - 11/16/2022

		FAYETTE				JEFFERSON				STATEWIDE (Remaining)				Grand Total
		Extension of Detention	Released by CDW or Peace Officer	Child Not Taken Into Custody	Total	Extension of Detention	Released by CDW or Peace Officer	Child Not Taken Into Custody	Total	Extension of Detention	Released by CDW or Peace Officer	Child Not Taken Into Custody	Total	
% of Complaints	2015	60.0%			100.0%	43.9%	43.9%	12.1%	100.0%	22.4%	25.6%	52.0%	100.0%	100.0%
	2016	46.7%	30.0%	23.3%	100.0%	53.5%	30.8%	15.7%	100.0%	32.2%	24.7%	43.1%	100.0%	100.0%
	2017	42.5%	27.5%	30.0%	100.0%	47.2%	33.3%	19.4%	100.0%	29.2%	30.8%	40.0%	100.0%	100.0%
	2018	72.2%			100.0%	58.8%	28.4%	12.8%	100.0%	27.1%	23.4%	49.5%	100.0%	100.0%
	2019	77.6%		17.2%	100.0%	60.4%	10.6%	29.0%	100.0%	29.8%	18.1%	52.0%	100.0%	100.0%
	2020	66.7%	8.3%	25.0%	100.0%	34.3%		62.8%	100.0%	34.9%	24.0%	41.1%	100.0%	100.0%
	2021	65.6%		26.6%	100.0%	26.7%	56.2%	17.1%	100.0%	30.2%	22.2%	47.6%	100.0%	100.0%
	2022	45.9%	17.6%	36.5%	100.0%	48.7%	29.1%	22.2%	100.0%	35.5%	17.9%	46.6%	100.0%	100.0%
Complaints	2015	15			25	76	76	21	173	50	57	116	223	421
	2016	14	9	7	30	106	61	31	198	82	63	110	255	483
	2017	17	11	12	40	85	60	35	180	70	74	96	240	460
	2018	26			36	124	60	27	211	58	50	106	214	461
	2019	45		10	58	125	22	60	207	74	45	129	248	513
	2020	56	7	21	84	47		86	137	61	42	72	175	396
	2021	42		17	64	69	145	44	258	64	47	101	212	534
	2022	34	13	27	74	112	67	51	230	89	45	117	251	555
% of Complaints	Total	60.6%	14.1%	25.3%	100.0%	46.7%	31.1%	22.3%	100.0%	30.1%	23.3%	46.6%	100.0%	100.0%
Complaints	Total	249	58	104	411	744	495	355	1,594	548	423	847	1,818	3,823

Statistical Analysis Considerations

\* Data provided from the Court Designated Worker Case Management System (CDWCMS).

\* Counts of charges may not equal counts of complaints as one complaint may contain more than one charge.

\* Counts of complaints may not equal counts of youth as one youth may have more than one complaint.

\* To protect the confidentiality of CDW complaints, any instances in which fewer than six records would be reported have been concealed. A blank entry should be read as a value of 0-5 complaints.

Run Date:  
11/16/2022  
Page 4 of 9

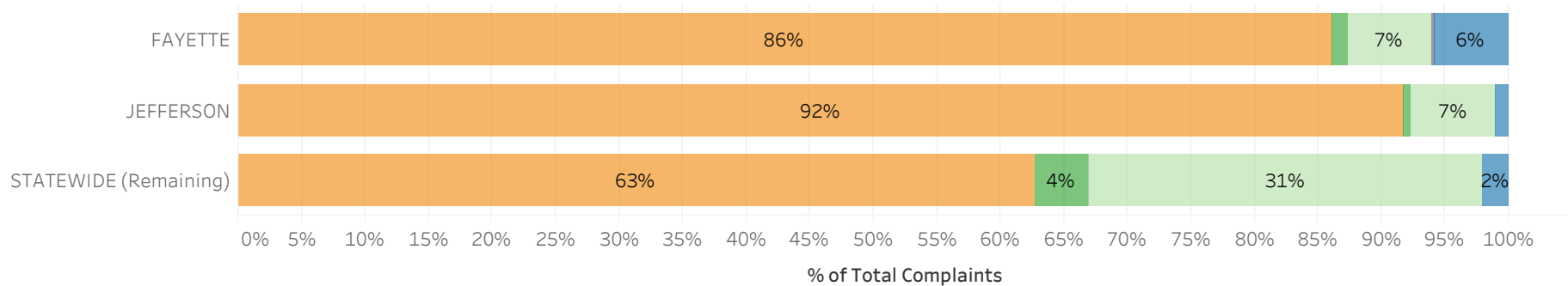


ADMINISTRATIVE OFFICE OF THE COURTS  
Research and Statistics

Possession of Gun Offenses within CDW Complaints Filed 1/1/2015 - 11/16/2022

■ Formal Court Referral    
 ■ Dismissed (Other)    
 ■ Dismissd (Successful Diversion)    
 ■ Other    
 ■ Open

Percentage of Complaints per Complaint Close Reason Category



		FAYETTE		JEFFERSON		STATEWIDE (Remaining)	
		Complaints	% of Complaints	Complaints	% of Complaints	Complaints	% of Complaints
<b>Formal Court Referral</b>	Formal Court Ref - Judge Req	155	38%	489	31%	387	21%
	Youthful Off Referral	123	30%	420	26%	201	11%
	Formal Court Ref - Co Atty Req	53	13%	304	19%	302	17%
	CDW Ref Case for Formal Proc	14	3%	139	9%	182	10%
	Child FTA for P.I. Interview			79	5%	27	1%
	Child Req Formal Court Hearing			21	1%	19	1%
	Unsuccessful Diversion			10	1%	22	1%
	<b>Total</b>	<b>354</b>	<b>86%</b>	<b>1,462</b>	<b>92%</b>	<b>1,141</b>	<b>63%</b>
<b>Dismissed (Other)</b>	Co Atty Req Inf Proc/Dismiss			9	1%	61	3%
	No Reasonable Grounds					15	1%
	<b>Total</b>			<b>9</b>	<b>1%</b>	<b>76</b>	<b>4%</b>
<b>Dismissd (Successful Diversion)</b>	Successful Diversion	27	7%	106	7%	564	31%
	<b>Total</b>	<b>27</b>	<b>7%</b>	<b>106</b>	<b>7%</b>	<b>564</b>	<b>31%</b>
<b>Open</b>	Complaint Not Closed	24	6%	17	1%	38	2%
	<b>Total</b>	<b>24</b>	<b>6%</b>	<b>17</b>	<b>1%</b>	<b>38</b>	<b>2%</b>
<b>Grand Total</b>		<b>411</b>	<b>100%</b>	<b>1,594</b>	<b>100%</b>	<b>1,818</b>	<b>100%</b>

Statistical Analysis Considerations

- \* Data provided from the Court Designated Worker Case Management System (CDWCMS).
- \* Counts of charges may not equal counts of complaints as one complaint may contain more than one charge.
- \* Counts of complaints may not equal counts of youth as one youth may have more than one complaint.
- \* To protect the confidentiality of CDW complaints, any instances in which fewer than six records would be reported have been concealed. A blank entry should be read as a value of 0-5 complaints.



**ADMINISTRATIVE OFFICE OF THE COURTS**  
**Research and Statistics**

22\_CDW3199

Possession of Gun Offenses within CDW Complaints Filed 1/1/2015 - 11/16/2022

Gun Possession Offenses within the Complaints per Offense

		FAYETTE	JEFFERSON	STATEWIDE (Remaining)	Grand Total
0522060 POSSESSION OF HANDGUN BY MINOR, 1ST OFF	Charges	300	1,166	884	2,350
	Complaints	282	1,109	827	2,218
	Youth	249	962	783	1,981
0015010 CARRYING A CONCEALED DEADLY WEAPON (M)	Charges	106	441	424	971
	Complaints	102	432	406	940
	Youth	94	389	392	873
0522040 UNLAWFUL POSSESSION OF WEAPON ON SCHOOL PROPERTY	Charges	37	233	696	966
	Complaints	37	228	668	933
	Youth	36	225	660	921
0522050 POSSESSION OF HANDGUN BY MINOR, 2ND OR >	Charges	94	185	55	334
	Complaints	75	179	52	306
	Youth	43	142	46	228
0015040 POSSESSION OF DEFACED FIREARM	Charges	6	49	55	110
	Complaints	6	48	52	106
	Youth	6	47	51	104
0521970 CONVICTED FELON IN POSSESSION OF A HANDGUN	Charges		18	8	27
	Complaints		17	8	26
	Youth		16	7	24
0521960 CONVICTED FELON IN POSSESSION OF A FIREARM	Charges		6		10
	Complaints		6		10
	Youth		6		10
0522065 COMP POSSESSION OF HANDGUN BY MINOR, 1ST OFF	Charges				7
	Complaints				7
	Youth				7
Grand Total	Charges	545	2,105	2,137	4,787
	Complaints	411	1,594	1,818	3,823
	Youth	310	1,239	1,699	3,222

Statistical Analysis Considerations

\* Data provided from the Court Designated Worker Case Management System (CDWCMS).

\* Counts of charges may not equal counts of complaints as one complaint may contain more than one charge.

\* Counts of complaints may not equal counts of youth as one youth may have more than one complaint.

\* To protect the confidentiality of CDW complaints, any instances in which fewer than six records would be reported have been concealed. A blank entry should be read as a value of 0-5 complaints.

Run Date:

11/16/2022

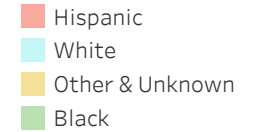
Page 6 of 9



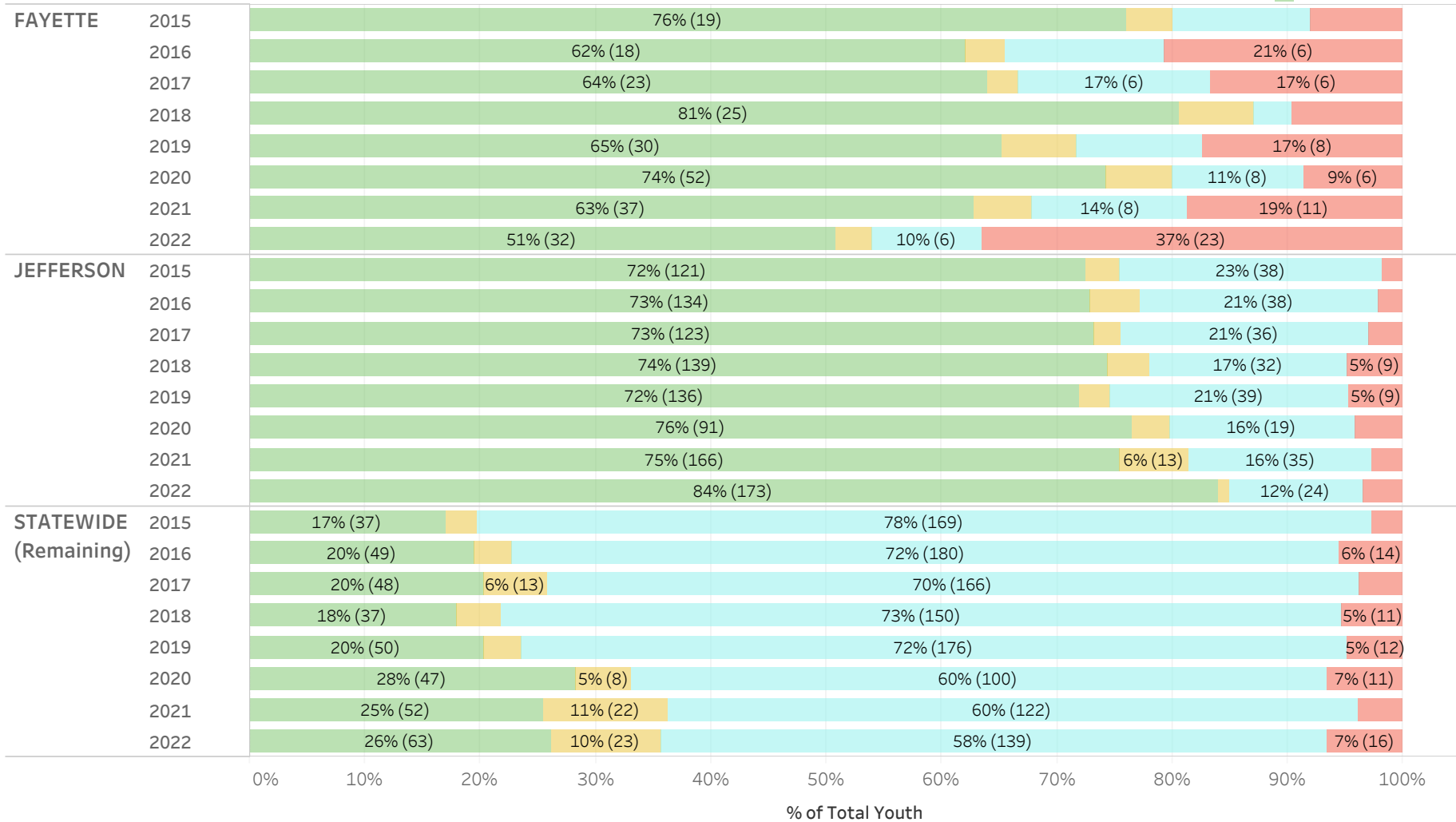
ADMINISTRATIVE OFFICE OF THE COURTS  
Research and Statistics

22\_CDW3199

Possession of Gun Offenses within CDW Complaints Filed 1/1/2015 - 11/16/2022



Percentage of Youth by Race/Ethnicity



\* Data provided from the Court Designated Worker Case Management System (CDWCMS).

\* Counts of charges may not equal counts of complaints as one complaint may contain more than one charge.

\* Counts of complaints may not equal counts of youth as one youth may have more than one complaint.

\* To protect the confidentiality of CDW complaints, any instances in which fewer than six records would be reported have been concealed. A blank entry should be read as a value of 0-5 complaints.



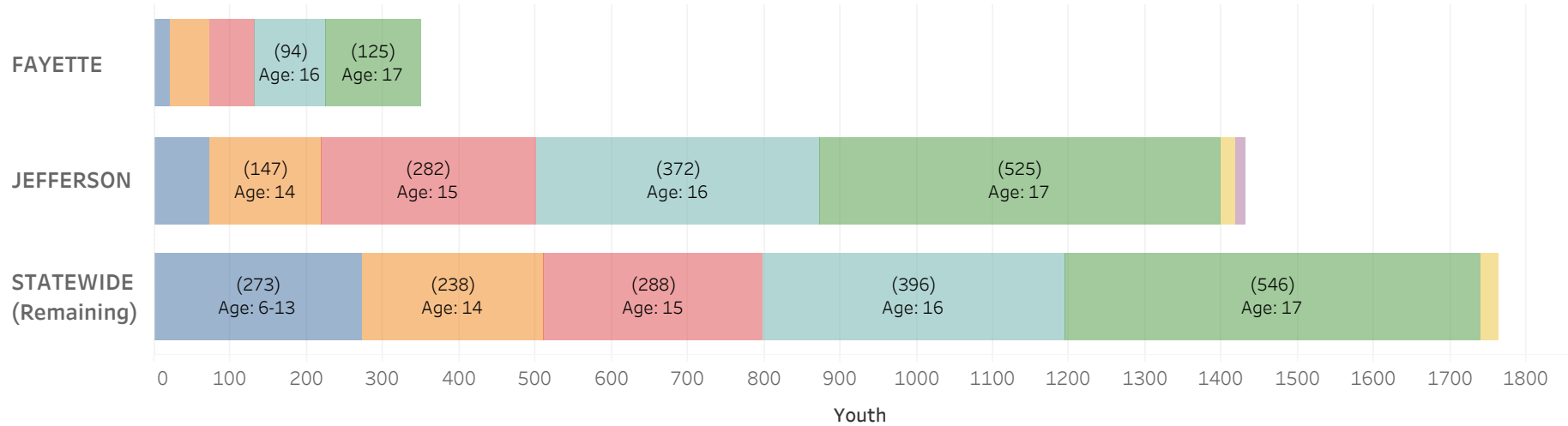
ADMINISTRATIVE OFFICE OF THE COURTS  
Research and Statistics

22\_CDW3199

Possession of Gun Offenses within CDW Complaints Filed 1/1/2015 - 11/16/2022

6-13 14 15 16 17 18 & Over Age Unknown

Youth per Age Group



Youth by Age at Complaint Filing

	FAYETTE	JEFFERSON	STATEWIDE (Remaining)	Grand Total
6-13	21	73	273	366
14	51	147	238	436
15	59	282	288	625
16	94	372	396	859
17	125	525	546	1,193
18 & Over		20	23	47
Age Unknown		12		16
Grand Total	310	1,239	1,699	3,222

Statistical Analysis Considerations

- \* Data provided from the Court Designated Worker Case Management System (CDWCMS).
- \* Counts of charges may not equal counts of complaints as one complaint may contain more than one charge.
- \* Counts of complaints may not equal counts of youth as one youth may have more than one complaint.
- \* To protect the confidentiality of CDW complaints, any instances in which fewer than six records would be reported have been concealed. A blank entry should be read as a value of 0-5 complaints.

Run Date:  
11/16/2022  
Page 8 of 9

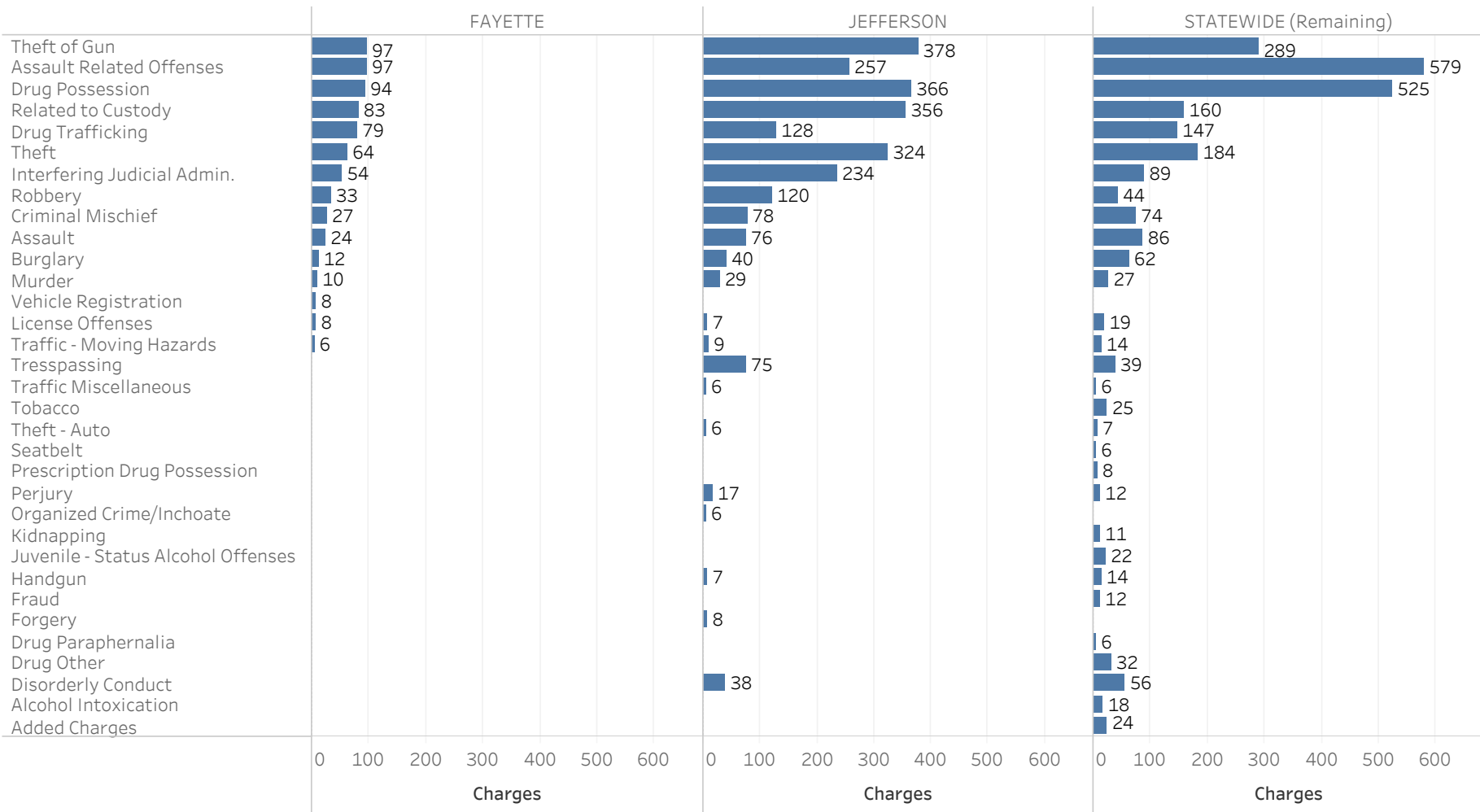


ADMINISTRATIVE OFFICE OF THE COURTS  
Research and Statistics

22\_CDW3199

Possession of Gun Offenses within CDW Complaints Filed 1/1/2015 - 11/16/2022

Other Offenses within Complaints with Possession of Handgun Ranked by AOC Offense Category  
(Excludes counts with 0-5 complaints)



Statistical Analysis Considerations

- \* Data provided from the Court Designated Worker Case Management System (CDWCMS).
- \* Counts of charges may not equal counts of complaints as one complaint may contain more than one charge.
- \* Counts of complaints may not equal counts of youth as one youth may have more than one complaint.
- \* To protect the confidentiality of CDW complaints, any instances in which fewer than six records would be reported have been concealed. A blank entry should be read as a value of 0-5 complaints.