



Department of Information Technology Services
Research and Statistics
1001 Vandalay Drive
Frankfort, KY 40601
(502) 573-2350

CASEY'S LAW DOCUMENTS ENTERED IN MENTAL HEALTH CASES CALENDAR YEARS 2004-2023 STATEWIDE

January 30, 2024

By

Lyn Guarnieri (*Research & Statistics Team Lead*)

Statistics Request Overall Description

On January 16, 2024, Research and Statistics received a request for the number of *Verified Petition for Involuntary Treatment (PIHAD)* and *Judgment and Order for Involuntary Treatment (JOIT)* documents entered statewide in mental health cases from the implementation of Casey's Law in 2004 through December 31, 2023.

CourtNet, which provides a summary of cases statewide, was queried for document types *PIHAD* and *JOIT* entered in mental health cases from January 1, 2004, to December 31, 2023, statewide.

Statistical Report 21_RS2002

The report is comprised of the following content:

Page 1: PIHAD documents entered by judicial region and year: Includes a line chart and cross-tabulation displaying statewide totals for Calendar Years 2004-2014

Page 2: Calendar Years 2004-2013 provided as a cross-tabulation of PIHAD cases and documents entered by judicial region and year

Page 3: Calendar Years 2014-2023 provided as a cross-tabulation of PIHAD cases and documents entered by judicial region and year

Page 4: JOIT documents entered by judicial region and year: Includes a line chart and cross-tabulation displaying statewide totals for Calendar Years 2004-2023

Page 5: Calendar Years 2004-2013 provided as a cross-tabulation of JOIT cases and documents entered by judicial region and year

Page 6: Calendar Years 2014-2023 provided as a cross-tabulation of JOIT cases and documents entered by judicial region and year

Page 7: Line chart of PIHAD and JOIT documents entered by year

CASEY'S LAW DOCUMENTS ENTERED IN MENTAL HEALTH CASES CALENDAR YEARS 2004-2023 STATEWIDE

Statistical Report 21_RS2002

Pages 8 – 11: Cross-tabulation of PIHAD & JOIT documents entered by judicial region and county

A map of the Kentucky Court of Justice Judicial Regions is attached to the end of this report.

Statistical Analysis Considerations:

- These statistics represent a snapshot in time as of the date the data was queried: 1/30/2024.
- A single case may contain more than one document and an individual may be party to one or more cases during any period.
- Any statistic of five or fewer cases is hidden in this report. All such statistics should be interpreted as "Zero to Five Cases." Such hidden cases are calculated in any totals/subtotals if the totals/subtotals equate to six or more cases.

Data Variables Requested

Database	Data Variable	Description
CourtNet	Judicial Region	A geographic group of counties combining nearby judicial districts.
	Calendar Year	The calendar year in which a document was filed within a case.
	Case Type	The present report analyzes Disability & Mental Health and Juvenile special proceeding types of mental health cases.
	Document Type	The documents analyzed are those associated with Casey's Law. Verified Petition for Involuntary Treatment (PIHAD) and Judgment and Order for Involuntary Treatment (JOIT).
	Documents	The total number of documents among any cases.
	Cases	A distinct count of cases.

Disclaimer Associated with KCOJ/AOC Database(s) and Element(s)

RESEARCH AND STATISTICS DISCLAIMER

Information received from KYCourts/CourtNet is subject to change(s), reprogramming, modification(s) of format and availability at the direction of the Administrative Office of the Courts (AOC), and may not at any particular moment reflect the true status of court cases due to ordinary limitation(s), delay(s) or error(s) in the system's operation. The KYCourts/CourtNet database is not a real-time system. All datasets are a snapshot of case data at the time a query is run. Case counts are not counts of individuals as some persons may have multiple cases.

The AOC disclaims any warranties as to the validity of the information obtained from KYCourts/CourtNet. The recipient is solely responsible for verifying information received from KYCourts/CourtNet through the cross-referencing of official court records. The AOC shall not be liable to the recipient, or to any third party using the system or information obtained therefrom, for any damages whatsoever arising out of the use of KYCourts/CourtNet.

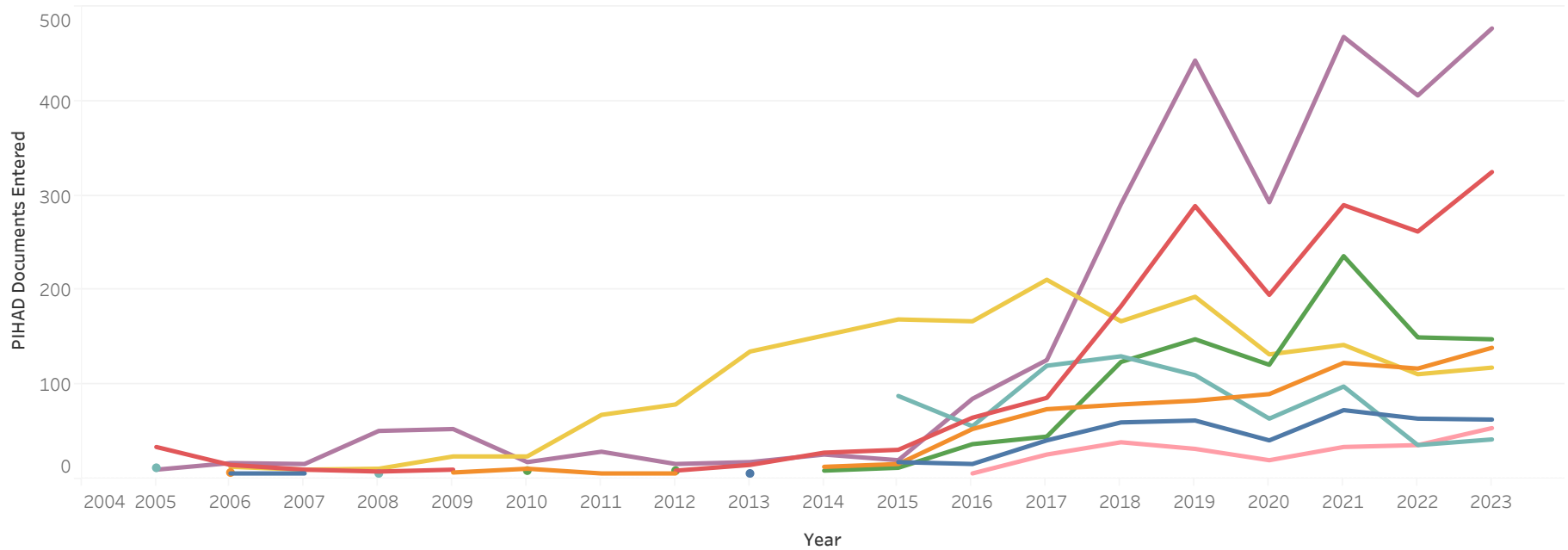


ADMINISTRATIVE OFFICE OF THE COURTS
Research and Statistics

21_RS2002

Casey's Law Documents Entered in Mental Health Cases
January 1, 2004 to December 31, 2023 Statewide

Verified Petition for Involuntary Treatment (PIHAD)



Judicial Region

- 1 - Purchase
- 2 - Green River
- 3 - Cumberland
- 4 - Metro
- 5 - Bluegrass
- 6 - Northern
- 7 - Mountain
- 8 - Fayette

Calendar Years 2004-2024 Statewide

	2004	2005	2006	2007	2008	2009	2010	2011	2012	2013	2014	2015	2016	2017	2018	2019	2020	2021	2022	2023	Grand Total
Cases	12	54	58	47	84	98	65	114	125	185	229	309	450	649	981	1,283	892	1,390	1,132	1,302	9,451
Documents	12	67	62	53	87	100	72	114	127	189	236	358	485	729	1,073	1,360	956	1,464	1,182	1,366	10,092

Statistical Analyses Considerations:

*The statistics presented are based on data collected from the CourtNet database.

*A single case may contain more than one document and an individual may be party to one or more cases during any period of time.

*Any statistic of five or fewer cases is hidden in this report. All such statistics should be interpreted as "Zero to Five Cases." Such hidden cases are calculated in any totals/subtotals if the totals/subtotals equate to six or more cases.

Date of Query:

1/30/2024



ADMINISTRATIVE OFFICE OF THE COURTS
Research and Statistics

21_RS2002

Casey's Law Documents Entered in Mental Health Cases
January 1, 2004 to December 31, 2023 Statewide

Verified Petition for Involuntary Treatment (PIHAD)

Calendar Years 2004-2013

Judicial Region		2004	2005	2006	2007	2008	2009	2010	2011	2012	2013	Grand Total
1 - Purchase	Cases			6	6							37
	Documents			6	6							38
2 - Green River	Cases			7			6	8	6			43
	Documents			7			7	11	6			49
3 - Cumberland	Cases		27	11	7	8	10			9	15	98
	Documents		34	15	10	8	10			9	15	112
4 - Metro	Cases		6									17
	Documents		12									34
5 - Bluegrass	Cases							8		9		36
	Documents							9		9		37
6 - Northern	Cases			13	10	11	24	23	68	79	135	368
	Documents			13	10	11	24	24	68	79	135	369
7 - Mountain	Cases		10	17	16	51	53	18	29	16	18	229
	Documents		10	17	16	51	53	18	29	16	18	229
8 - Fayette	Cases											14
	Documents											15
Grand Total	Cases	12	54	58	47	84	98	65	114	125	185	842
	Documents	12	67	62	53	87	100	72	114	127	189	883

Statistical Analyses Considerations:

*The statistics presented are based on data collected from the CourtNet database.

*A single case may contain more than one document and an individual may be party to one or more cases during any period of time.

*Any statistic of five or fewer cases is hidden in this report. All such statistics should be interpreted as "Zero to Five Cases." Such hidden cases are calculated in any totals/subtotals if the totals/subtotals equate to six or more cases.

Date of Query:

1/30/2024



**ADMINISTRATIVE OFFICE OF THE COURTS
Research and Statistics**

21_RS2002

**Casey's Law Documents Entered in Mental Health Cases
January 1, 2004 to December 31, 2013 Statewide**

Verified Petition for Involuntary Treatment (PIHAD)

Calendar Years 2014-2023

Judicial Region		2014	2015	2016	2017	2018	2019	2020	2021	2022	2023	Grand Total
1 - Purchase	Cases		17	16	41	60	62	40	73	64	63	438
	Documents		18	16	41	60	62	41	73	64	63	441
2 - Green River	Cases	12	14	50	71	76	79	81	111	103	124	721
	Documents	13	16	53	74	79	83	90	123	117	139	787
3 - Cumberland	Cases	26	31	65	77	173	276	180	280	249	306	1,662
	Documents	28	31	65	86	183	289	195	290	262	325	1,754
4 - Metro	Cases		43	28	60	65	55	32	49	18	21	372
	Documents		88	56	120	130	110	64	98	36	42	746
5 - Bluegrass	Cases	9	12	36	45	123	146	119	235	149	147	1,021
	Documents	9	12	37	45	124	148	121	236	150	148	1,030
6 - Northern	Cases	152	169	166	211	167	193	128	141	109	114	1,546
	Documents	152	169	167	211	167	193	132	142	111	118	1,562
7 - Mountain	Cases	24	19	85	125	291	440	292	467	404	473	2,620
	Documents	26	20	85	126	291	443	293	468	406	477	2,635
8 - Fayette	Cases				19	26	32	20	34	36	54	231
	Documents				26	39	32	20	34	36	54	254
Grand Total	Cases	229	309	450	649	981	1,283	892	1,390	1,132	1,302	8,611
	Documents	236	358	485	729	1,073	1,360	956	1,464	1,182	1,366	9,209

Statistical Analyses Considerations:

*The statistics presented are based on data collected from the CourtNet database.

*A single case may contain more than one document and an individual may be party to one or more cases during any period of time.

*Any statistic of five or fewer cases is hidden in this report. All such statistics should be interpreted as "Zero to Five Cases." Such hidden cases are calculated in any totals/subtotals if the totals/subtotals equate to six or more cases.

Date of Query:

1/30/2024

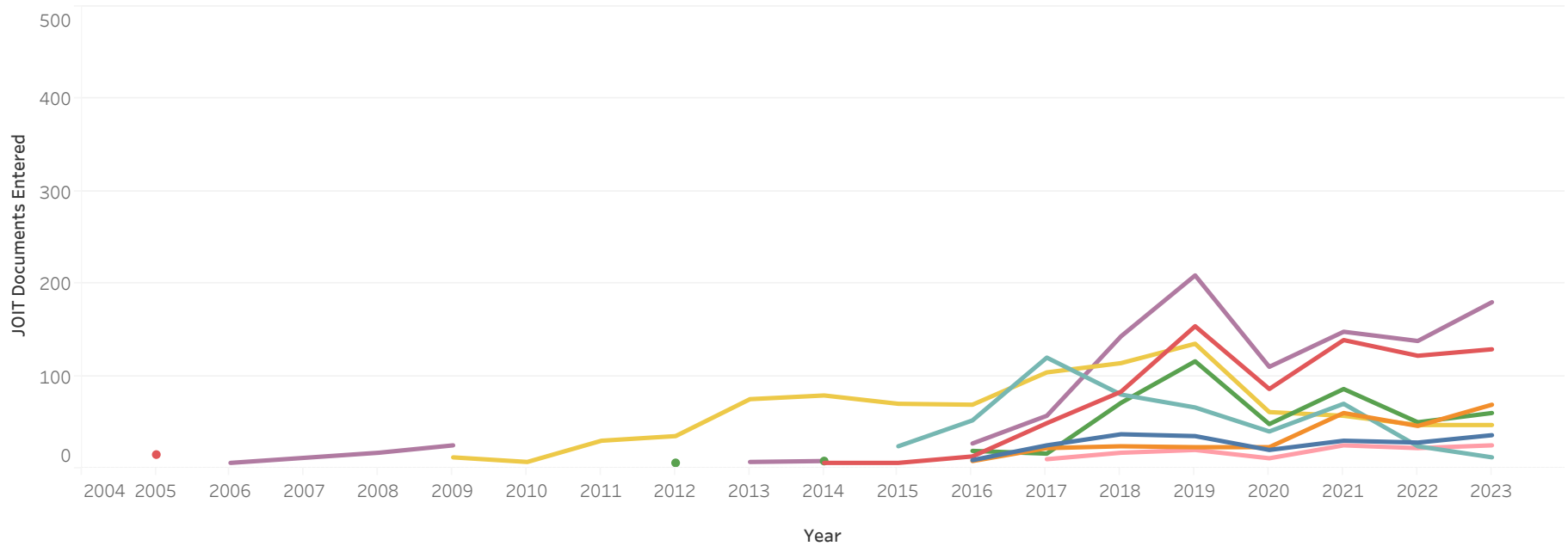


ADMINISTRATIVE OFFICE OF THE COURTS
Research and Statistics

21_RS2002

Casey's Law Documents Entered in Mental Health Cases
January 1, 2004 to December 31, 2023 Statewide

Judgment and Order for Involuntary Treatment (JOIT)



Judicial Region

- 1 - Purchase
- 2 - Green River
- 3 - Cumberland
- 4 - Metro
- 5 - Bluegrass
- 6 - Northern
- 7 - Mountain
- 8 - Fayette

Calendar Years 2004-2023 Statewide

	2005	2006	2007	2008	2009	2010	2011	2012	2013	2014	2015	2016	2017	2018	2019	2020	2021	2022	2023	Grand Total
Cases	16	16	8	26	42	15	36	46	83	104	98	153	275	444	585	329	497	396	474	3,516
Documents	23	17	9	27	44	17	37	50	88	108	120	198	403	569	758	399	615	477	558	4,522

Statistical Analyses Considerations:

*The statistics presented are based on data collected from the CourtNet database.

*A single case may contain more than one document and an individual may be party to one or more cases during any period of time.

*Any statistic of five or fewer cases is hidden in this report. All such statistics should be interpreted as "Zero to Five Cases." Such hidden cases are calculated in any totals/subtotals if the totals/subtotals equate to six or more cases.

Date of Query:

1/30/2024



ADMINISTRATIVE OFFICE OF THE COURTS
Research and Statistics

21_RS2002

Casey's Law Documents Entered in Mental Health Cases
January 1, 2004 to December 31, 2023 Statewide

Judgment and Order for Involuntary Treatment (JOIT)

Calendar Years 2004-2013

Judicial Region		2005	2006	2007	2008	2009	2010	2011	2012	2013	Grand Total
1 - Purchase	Cases										11
	Documents										11
2 - Green River	Cases										7
	Documents										10
3 - Cumberland	Cases	8									28
	Documents	15									36
5 - Bluegrass	Cases										13
	Documents										15
6 - Northern	Cases					12	7	29	34	70	168
	Documents					12	7	30	35	75	175
7 - Mountain	Cases		6		16	23				7	62
	Documents		6		17	25				7	65
Grand Total	Cases	16	16	8	26	42	15	36	46	83	293
	Documents	23	17	9	27	44	17	37	50	88	317

Statistical Analyses Considerations:

*The statistics presented are based on data collected from the CourtNet database.

*A single case may contain more than one document and an individual may be party to one or more cases during any period of time.

*Any statistic of five or fewer cases is hidden in this report. All such statistics should be interpreted as "Zero to Five Cases." Such hidden cases are calculated in any totals/subtotals if the totals/subtotals equate to six or more cases.

Date of Query:

1/30/2024



**ADMINISTRATIVE OFFICE OF THE COURTS
Research and Statistics**

21_RS2002

**Casey's Law Documents Entered in Mental Health Cases
January 1, 2004 to December 31, 2023 Statewide**

Judgment and Order for Involuntary Treatment (JOIT)

Calendar Years 2014-2023

Judicial Region		2014	2015	2016	2017	2018	2019	2020	2021	2022	2023	Grand Total
1 - Purchase	Cases			8	18	33	29	18	23	23	27	181
	Documents			9	25	37	35	20	30	28	36	227
2 - Green River	Cases			8	19	22	18	18	46	33	49	206
	Documents			8	22	24	23	23	60	46	69	281
3 - Cumberland	Cases	6		12	38	69	129	72	112	104	104	639
	Documents	6		13	49	83	154	86	139	122	129	787
4 - Metro	Cases		11	18	42	40	32	20	35	12	6	213
	Documents		24	52	120	80	66	40	70	24	12	492
5 - Bluegrass	Cases	7		15	13	58	79	46	82	44	60	393
	Documents	8		19	16	71	116	48	86	50	60	478
6 - Northern	Cases	78	65	66	87	87	112	54	53	43	45	664
	Documents	79	70	69	104	114	135	61	57	47	47	783
7 - Mountain	Cases	8		25	48	120	172	94	127	119	162	828
	Documents	8		27	57	143	209	110	148	138	180	1,024
8 - Fayette	Cases				10	15	14	7	19	18	21	100
	Documents				10	17	20	11	25	22	25	133
Grand Total	Cases	104	98	153	275	444	585	329	497	396	474	3,224
	Documents	108	120	198	403	569	758	399	615	477	558	4,205

Statistical Analyses Considerations:

*The statistics presented are based on data collected from the CourtNet database.

*A single case may contain more than one document and an individual may be party to one or more cases during any period of time.

*Any statistic of five or fewer cases is hidden in this report. All such statistics should be interpreted as "Zero to Five Cases." Such hidden cases are calculated in any totals/subtotals if the totals/subtotals equate to six or more cases.

Date of Query:

1/30/2024

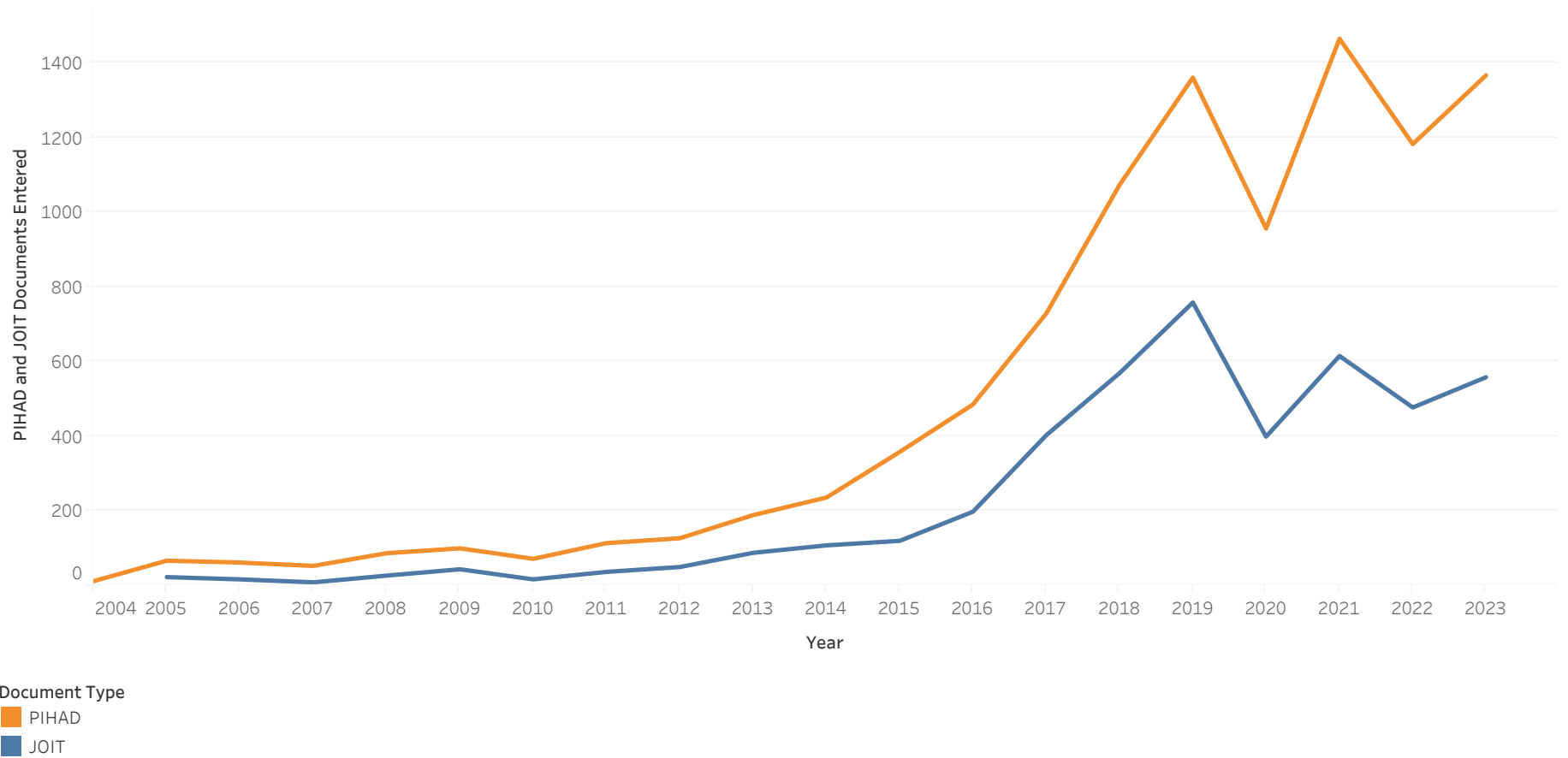


ADMINISTRATIVE OFFICE OF THE COURTS
Research and Statistics

21_RS2002

Casey's Law Documents Entered in Mental Health Cases
January 1, 2004 to December 31, 2023 Statewide

Verified Petition for Involuntary Treatment (PIHAD) and Judgment and Order for Involuntary Treatment (JOIT)



Statistical Analyses Considerations:

- *The statistics presented are based on data collected from the CourtNet database.
- *A single case may contain more than one document and an individual may be party to one or more cases during any period of time.
- *Any statistic of five or fewer cases is hidden in this report. All such statistics should be interpreted as "Zero to Five Cases." Such hidden cases are calculated in any totals/subtotals if the totals/subtotals equate to six or more cases.

Date of Query:
1/30/2024



ADMINISTRATIVE OFFICE OF THE COURTS
Research and Statistics

21_RS2002

Casey's Law Documents Entered in Mental Health Cases
January 1, 2004 to December 31, 2023 Statewide

Verified Petition for Involuntary Treatment (PIHAD) and Judgment and Order for Involuntary Treatment (JOIT)

Judicial Region	County	PIHAD		JOIT		Grand Total	
		Cases	Documents	Cases	Documents	Cases	Documents
1 - Purchase	BALLARD	6	6			6	9
	CALDWELL	10	10			10	16
	CALLOWAY	27	27	13	14	28	41
	CARLISLE						
	CHRISTIAN	34	34	17	17	34	51
	CRITTENDEN						
	FULTON	7	7			7	7
	GRAVES	36	36	19	22	37	58
	HENDERSON	114	116	43	68	114	184
	HICKMAN						
	HOPKINS	74	74	25	28	74	102
	LIVINGSTON	8	8	6	7	8	15
	LYON	9	10	7	9	9	19
	MARSHALL	24	24			24	29
	MCCRACKEN	58	59	22	27	58	86
	MCLEAN	20	20	12	16	20	36
	MUHLENBERG	16	16			16	21
	TRIGG	9	9	6	6	9	15
	UNION	8	8			8	9
WEBSTER	7	7			7	9	
	Total	475	479	192	238	478	717
2 - Green River	ALLEN	8	8			8	13
	BARREN	92	93	40	42	94	135
	BRECKINRIDGE	27	27	13	17	28	44
	BULLITT	128	128	26	27	130	155
	BUTLER	8	8			8	11
	DAVIESS	97	97	14	14	97	111
	EDMONSON	6	6			6	6
	GRAYSON	68	68	29	44	70	112
	HARDIN	66	132	29	70	66	202
	HART	25	28	7	7	25	35
	LARUE	13	13			13	15
	LOGAN	31	31	15	21	31	52
	MEADE	9	9			9	11
	METCALFE						
	OHIO	17	19			17	20
	SIMPSON	12	12			13	18
	TODD	18	18			18	23
	WARREN	136	136	18	23	136	159
		Total	764	836	213	291	772
3 - Cumberland	ADAIR	83	83	57	80	83	163

*The statistics presented are based on data collected from the CourtNet database.

*A single case may contain more than one document and an individual may be party to one or more cases during any period of time.

*Any statistic of five or fewer cases is hidden in this report. All such statistics should be interpreted as "Zero to Five Cases."

Such hidden cases are calculated in any totals/subtotals if the totals/subtotals equate to six or more cases.



ADMINISTRATIVE OFFICE OF THE COURTS
Research and Statistics

21_RS2002

Casey's Law Documents Entered in Mental Health Cases
January 1, 2004 to December 31, 2023 Statewide

Verified Petition for Involuntary Treatment (PIHAD) and Judgment and Order for Involuntary Treatment (JOIT)

Judicial Region	County	PIHAD		JOIT		Grand Total	
		Cases	Documents	Cases	Documents	Cases	Documents
3 - Cumberland	BELL	74	74	8	8	74	82
	CASEY	12	12			12	19
	CLAY	267	270	107	130	268	400
	CLINTON	13	13			13	17
	CUMBERLAND	6	6			6	9
	GREEN	25	25	11	16	26	41
	HARLAN	302	304	102	107	302	411
	JACKSON	73	73	31	38	74	111
	KNOX	111	113	49	55	111	168
	LAUREL	67	67	16	16	67	83
	LESLIE	65	65	23	27	65	92
	MARION	44	44	17	17	44	61
	MCCREARY	30	30	13	14	31	44
	MONROE						7
	NELSON	145	147	37	38	148	185
	PULASKI	120	123	26	26	120	149
	ROCKCASTLE	40	40			40	42
	RUSSELL	47	49	17	18	48	67
	TAYLOR	83	84	45	57	83	141
	WASHINGTON	18	18			18	24
WAYNE	40	40	28	29	42	69	
WHITLEY	91	182	59	122	91	304	
	Total	1,760	1,866	667	823	1,770	2,689
4 - Metro	JEFFERSON	388	780	213	492	391	1,272
	Total	388	780	213	492	391	1,272
5 - Bluegrass	BOURBON	17	17	9	9	17	26
	BOYLE	29	30	13	13	29	43
	CLARK	138	140	61	63	139	203
	ESTILL	141	142	72	89	141	231
	FRANKLIN	71	71	15	22	71	93
	GARRARD	36	37	7	8	37	45
	JESSAMINE	103	103	41	46	104	149
	LEE	41	41	6	6	41	47
	LINCOLN	48	48	18	21	48	69
	MADISON	278	282	107	146	279	428
	MERCER	42	43	19	30	42	73
	OWSLEY	36	36	7	8	36	44
	SCOTT	59	59	21	21	59	80
	WOODFORD	18	18	10	11	19	29
	Total	1,057	1,067	406	493	1,062	1,560
6 - Northern	ANDERSON	60	62	30	30	60	92

*The statistics presented are based on data collected from the CourtNet database.

*A single case may contain more than one document and an individual may be party to one or more cases during any period of time.

*Any statistic of five or fewer cases is hidden in this report. All such statistics should be interpreted as "Zero to Five Cases."

Such hidden cases are calculated in any totals/subtotals if the totals/subtotals equate to six or more cases.



ADMINISTRATIVE OFFICE OF THE COURTS
Research and Statistics

21_RS2002

Casey's Law Documents Entered in Mental Health Cases
January 1, 2004 to December 31, 2023 Statewide

Verified Petition for Involuntary Treatment (PIHAD) and Judgment and Order for Involuntary Treatment (JOIT)

Judicial Region	County	PIHAD		JOIT		Grand Total	
		Cases	Documents	Cases	Documents	Cases	Documents
6 - Northern	BOONE	447	451	150	215	449	666
	BRACKEN	20	20	10	10	20	30
	CAMPBELL	356	358	156	173	358	531
	CARROLL	18	18	8	10	18	28
	FLEMING						7
	GALLATIN	19	19			19	22
	GRANT	54	58	21	24	54	82
	HARRISON	49	49	30	43	50	92
	HENRY	26	26	7	7	26	33
	KENTON	623	625	325	342	625	967
	MASON	42	44	11	13	42	57
	NICHOLAS	6	6			6	10
	OLDHAM	23	25	9	11	24	36
	OWEN	20	20	9	9	20	29
	PENDLETON	50	50	22	24	50	74
	ROBERTSON						
	SHELBY	68	68	25	26	68	94
	SPENCER	22	22	9	11	22	33
TRIMBLE							
	Total	1,913	1,931	831	958	1,921	2,889
7 - Mountain	BATH	55	55	36	58	56	113
	BOYD	109	110	27	31	112	141
	BREATHITT	129	129	29	31	129	160
	CARTER	42	42	19	23	42	65
	ELLIOTT	9	9			9	10
	FLOYD	257	261	21	22	263	283
	GREENUP	13	13	7	8	14	21
	JOHNSON	114	114	42	43	115	157
	KNOTT	256	260	73	89	256	349
	LAWRENCE	63	63	14	14	63	77
	LETCHER	304	304	64	65	305	369
	LEWIS	21	21			21	22
	MAGOFFIN	73	73	42	51	75	124
	MARTIN	70	71	24	25	70	96
	MENIFEE	30	30	15	15	30	45
	MONTGOMERY	172	173	93	138	172	311
	MORGAN	13	13			13	13
	PERRY	277	277	135	144	281	421
	PIKE	278	281	58	62	279	343
	POWELL	379	379	152	222	380	601
ROWAN	118	118	26	32	119	150	

*The statistics presented are based on data collected from the CourtNet database.

*A single case may contain more than one document and an individual may be party to one or more cases during any period of time.

*Any statistic of five or fewer cases is hidden in this report. All such statistics should be interpreted as "Zero to Five Cases."

Such hidden cases are calculated in any totals/subtotals if the totals/subtotals equate to six or more cases.



ADMINISTRATIVE OFFICE OF THE COURTS
Research and Statistics

21_RS2002

Casey's Law Documents Entered in Mental Health Cases
January 1, 2004 to December 31, 2023 Statewide

Verified Petition for Involuntary Treatment (PIHAD) and Judgment and Order for Involuntary Treatment (JOIT)

Judicial Region	County	PIHAD		JOIT		Grand Total	
		Cases	Documents	Cases	Documents	Cases	Documents
7 - Mountain	WOLFE	67	67	11	14	68	81
	Total	2,849	2,863	890	1,089	2,872	3,952
8 - Fayette	FAYETTE	245	269	104	138	248	407
	Total	245	269	104	138	248	407
Grand Total		9,451	10,091	3,516	4,522	9,514	14,613

*The statistics presented are based on data collected from the CourtNet database.

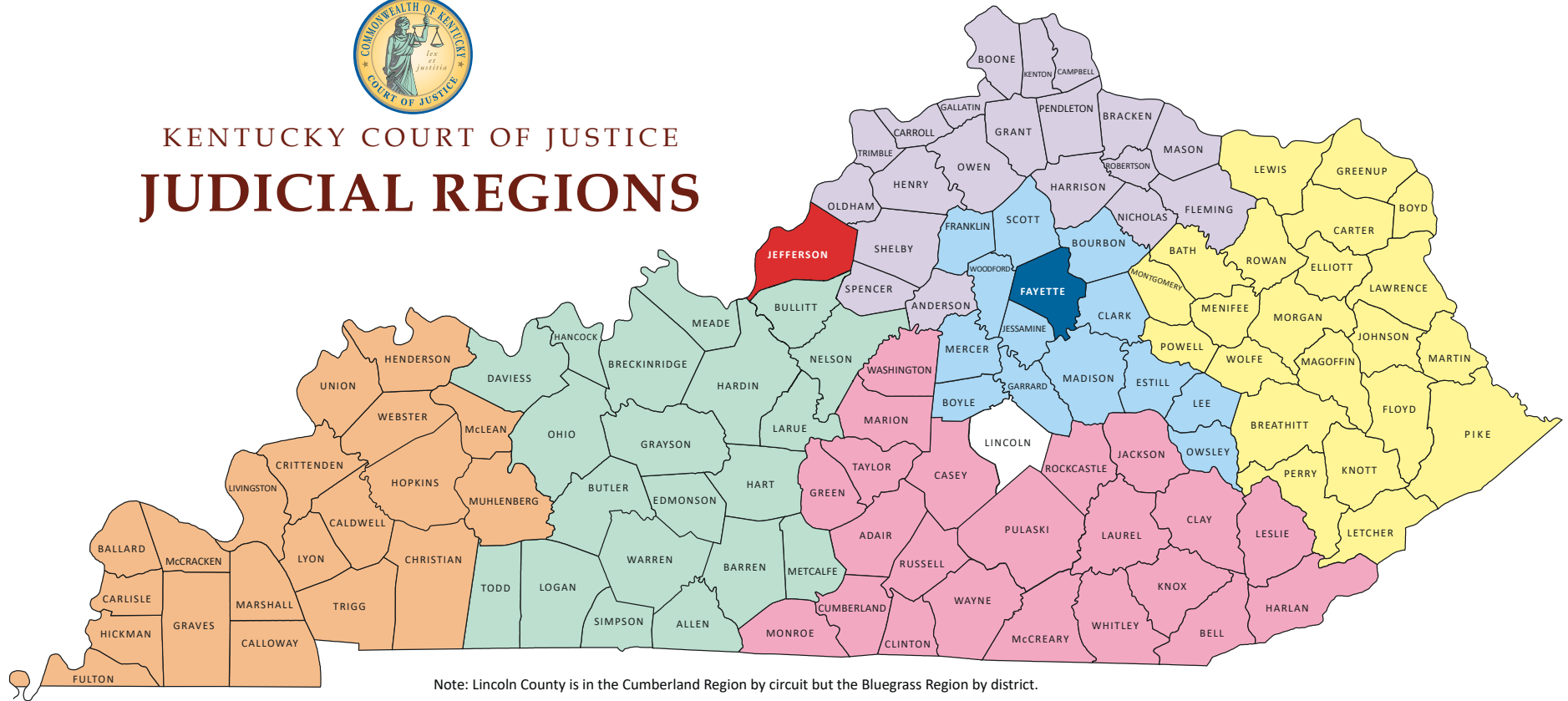
*A single case may contain more than one document and an individual may be party to one or more cases during any period of time.

*Any statistic of five or fewer cases is hidden in this report. All such statistics should be interpreted as "Zero to Five Cases."

Such hidden cases are calculated in any totals/subtotals if the totals/subtotals equate to six or more cases.



KENTUCKY COURT OF JUSTICE JUDICIAL REGIONS



1 - Purchase Region

Chief Regional Circuit Judge - C. Rene' Williams
 Vice Chief Regional Circuit Judge - Brian W. Wiggins
 Chief Regional District Judge - Hunter B. Whitesell II
 Vice Chief Regional District Judge - J. Foster Cotthoff

2 - Green River Region

Chief Regional Circuit Judge - Kelly Mark Easton
 Vice Chief Regional Circuit Judge - John T. Alexander
 Chief Regional District Judge - C. Derek Reed
 Vice Chief Regional District Judge - Kimberly W. Shumate

3 - Cumberland Region

Chief Regional Circuit Judge - Gregory A. Lay
 Vice Chief Regional Circuit Judge - David L. Williams
 Chief Regional District Judge - Jeffrey Scott Lawless
 Vice Chief Regional District Judge - Michael Loy

4 - Metro Region

Chief Regional Circuit Judge - Angela McCormick Bisig
 Chief Regional District Judge - Annette Karem
 Vice Chief Regional District Judge - Erica Williams

5 - Bluegrass Region

Chief Regional Circuit Judge - Hunter Daugherty
 Vice Chief Regional Circuit Judge - Nora J. Shepherd
 Chief Regional District Judge - Mary Jane Phelps
 Vice Chief Regional District Judge - Janet C. Booth

6 - Northern Region

Chief Regional Circuit Judge - Gregory Bartlett
 Vice Chief Regional Circuit Judge - Charles R. Hickman
 Chief Regional District Judge - Karen A. Thomas
 Vice Chief Regional District Judge - Elizabeth A. Chandler

7 - Mountain Region

Chief Regional Circuit Judge - Eddy Coleman
 Vice Chief Regional Circuit Judge - Kim Cornett Childers
 Chief Regional District Judge - Eric D. Hall
 Vice Chief Regional District Judge - H. Rupert Wilhoit III

8 - Fayette Region

Chief Regional Circuit Judge - Kimberly Nell Bunnell
 Vice Chief Regional Circuit Judge - Lucinda Masterton
 Chief Regional District Judge - T. Bruce Bell
 Vice Chief Regional District Judge - Joseph T. Bouvier