



CASEY'S LAW DOCUMENTS ENTERED IN MENTAL HEALTH CASES FROM JANUARY 1, 2004 - JULY 31, 2022 STATEWIDE

August 30, 2022

Statistics Request Overall Description

On August 26, 2022, Research and Statistics received a request for a report of the number of *Verified Petition for Involuntary Treatment (PIHAD)* and *Judgment and Order for Involuntary Treatment (JOIT)* documents entered in mental health cases from January 1, 2004, to July 31, 2022, statewide since the implementation of Casey's Law in 2004.

CourtNet, which provides a summary of cases statewide, was queried for document types *PIHAD* and *JOIT* entered in mental health cases from January 1, 2004, to July 31, 2022, statewide since the implementation of Casey's Law in 2004.

Statistical Report 21_RS2002

The report is comprised of the following content:

- Page 1: Line chart of PIHAD documents entered by judicial region and year
- Page 2: Cross-tabulation of PIHAD cases and documents entered by judicial region and year
- Page 3: Line chart of JOIT documents entered by judicial region and year
- Page 4: Cross-tabulation of JOIT cases and documents entered by judicial region and year
- Page 5: Line chart of PIHAD and JOIT documents entered by year
- Pages 6 – 9: Cross-tabulation of PIHAD & JOIT documents entered by judicial region and county

A map of the Kentucky Court of Justice Judicial Regions is attached to the end of this report.

Statistical Analysis Considerations:

- These statistics represent a snapshot in time as of the date the data was queried: 8/30/2022.
- A single case may contain more than one document and an individual may be party to one or more cases during any period.
- Any statistic of five or fewer cases is hidden in this report. All such statistics should be interpreted as "Zero to Five Cases." Such hidden cases are calculated in any totals/subtotals if the totals/subtotals equate to six or more cases.
- Documents entered during CY 2022 include cases filed from 1/1/2022 through 7/31/2022.

Data Variables Requested

**CASEY’S LAW DOCUMENTS ENTERED IN MENTAL HEALTH CASES FROM
JANUARY 1, 2004 - JULY 31, 2022 STATEWIDE**

Database	Data Variable	Description
CourtNet	Judicial Region	A geographic group of counties combining nearby judicial districts.
	Calendar Year	The calendar year in which a document was filed within a case.
	Case Type	The present report analyzes Disability & Mental Health and Juvenile special proceedings types of mental health cases.
	Document Type	The documents analyzed are those associated with Casey’s Law. Verified Petition for Involuntary Treatment (PIHAD) and Judgment and Order for Involuntary Treatment (JOIT).
	Documents	The total number of documents among any cases.
	Cases	A distinct count of cases.

Disclaimer Associated with KCOJ/AOC Database(s) and Element(s)

RESEARCH AND STATISTICS DISCLAIMER

Information received from KYCourts/CourtNet is subject to change(s), reprogramming, modification(s) of format and availability at the direction of the Administrative Office of the Courts (AOC), and may not at any particular moment reflect the true status of court cases due to ordinary limitation(s), delay(s) or error(s) in the system’s operation. The KYCourts/CourtNet database is not a real-time system. All datasets are a snapshot of case data at the time a query is run. Case counts are not counts of individuals as some persons may have multiple cases.

The AOC disclaims any warranties as to the validity of the information obtained from KYCourts/CourtNet. The recipient is solely responsible for verifying information received from KYCourts/CourtNet through the cross-referencing of official court records. The AOC shall not be liable to the recipient, or to any third party using the system or information obtained therefrom, for any damages whatsoever arising out of the use of KYCourts/CourtNet.

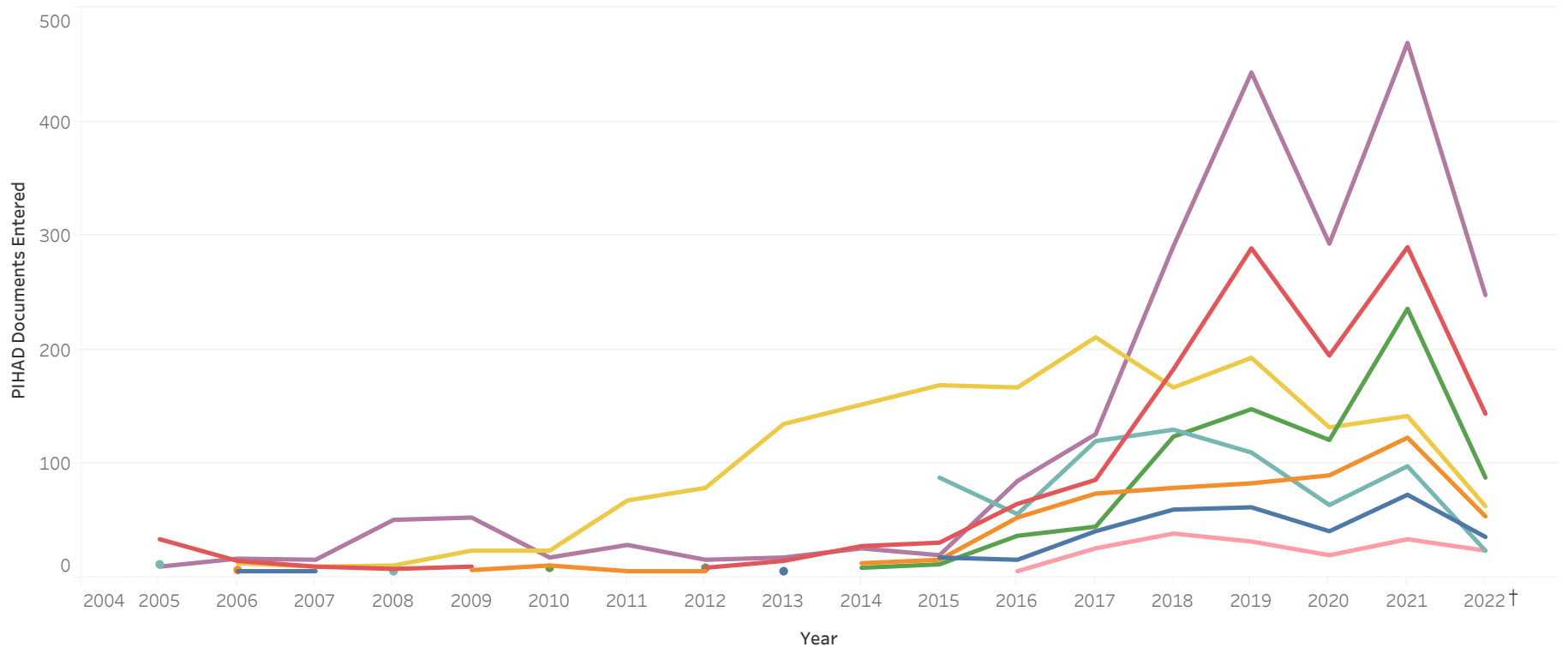


ADMINISTRATIVE OFFICE OF THE COURTS
Research and Statistics

21_RS2002

Casey's Law Documents Entered in Mental Health Cases
January 1, 2004 to July 31, 2022 Statewide

Verified Petition for Involuntary Treatment (PIHAD)



Judicial Region

- 1 - Purchase
- 2 - Green River
- 3 - Cumberland
- 4 - Metro
- 5 - Bluegrass
- 6 - Northern
- 7 - Mountain
- 8 - Fayette

Statistical Analyses Considerations:

- *The statistics presented are based on data collected from the CourtNet database.
- *A single case may contain more than one document and an individual may be party to one or more cases during any period of time.
- *Any statistic of five or fewer cases is hidden in this report. All such statistics should be interpreted as "Zero to Five Cases." Such hidden cases are calculated in any totals/subtotals if the totals/subtotals equate to six or more cases.
- † Calendar Year 2022 Includes January 1st through July 31st.

Date of Query:
8/30/2022



ADMINISTRATIVE OFFICE OF THE COURTS
Research and Statistics

21_RS2002

Casey's Law Documents Entered in Mental Health Cases
January 1, 2004 to July 31, 2022 Statewide

Verified Petition for Involuntary Treatment (PIHAD)

Judicial Region		2004	2005	2006	2007	2008	2009	2010	2011	2012	2013	2014	2015	2016	2017	2018	2019	2020	2021	2022	Grand Total
1 - Purchase	Cases			6	6								17	16	41	60	62	40	73	36	384
	Documents			6	6								18	16	41	60	62	41	73	36	388
2 - Green River	Cases			7			6	8	6			12	14	50	71	76	79	81	111	52	589
	Documents			7			7	11	6			13	16	53	74	79	83	90	123	54	634
3 - Cumberland	Cases		27	11	7	8	10			9	15	26	31	65	77	173	276	180	280	139	1,345
	Documents		34	15	10	8	10			9	15	28	31	65	86	183	289	195	290	144	1,423
4 - Metro	Cases		6										43	28	60	65	55	32	49	12	361
	Documents		12										88	56	120	130	110	64	98	24	726
5 - Bluegrass	Cases							8		9		9	12	36	45	123	146	119	235	87	848
	Documents							9		9		9	12	37	45	124	148	121	236	88	857
6 - Northern	Cases			13	10	11	24	23	68	79	135	152	169	166	211	167	193	128	141	63	1,753
	Documents			13	10	11	24	24	68	79	135	152	169	167	211	167	193	132	142	63	1,765
7 - Mountain	Cases		10	17	16	51	53	18	29	16	18	24	19	85	125	291	440	292	468	247	2,220
	Documents		10	17	16	51	53	18	29	16	18	26	20	85	126	291	443	293	469	248	2,230
8 - Fayette	Cases														19	26	32	20	34	24	179
	Documents														26	39	32	20	34	24	203
Grand Total	Cases	12	54	58	47	84	98	65	114	125	185	229	309	450	649	981	1,283	892	1,391	660	7,679
	Documents	12	67	62	53	87	100	72	114	127	189	236	358	485	729	1,073	1,360	956	1,465	681	8,226

Statistical Analyses Considerations:

*The statistics presented are based on data collected from the CourtNet database.

*A single case may contain more than one document and an individual may be party to one or more cases during any period of time.

*Any statistic of five or fewer cases is hidden in this report. All such statistics should be interpreted as "Zero to Five Cases." Such hidden cases are calculated in any totals/subtotals if the totals/subtotals equate to six or more cases.

† Calendar Year 2022 Includes January 1st through July 31st.

Date of Query:
8/30/2022

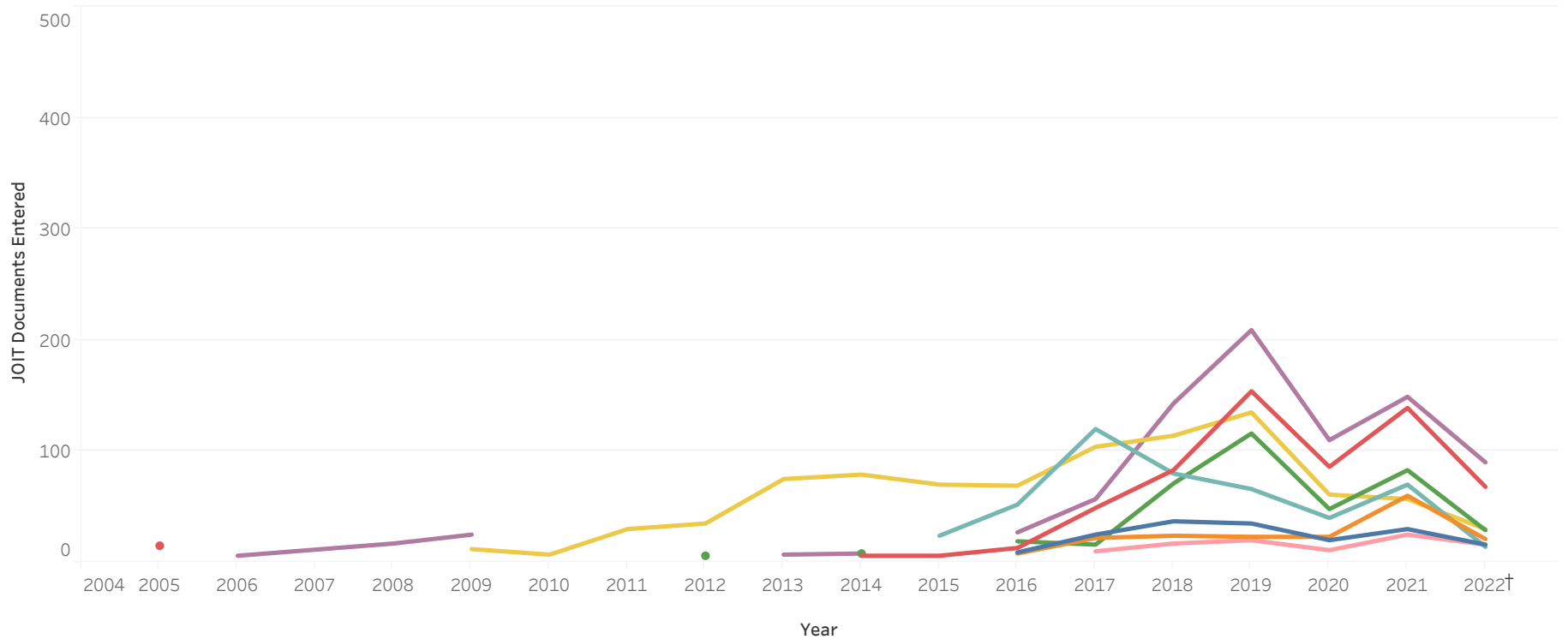


ADMINISTRATIVE OFFICE OF THE COURTS
Research and Statistics

21_RS2002

Casey's Law Documents Entered in Mental Health Cases
January 1, 2004 to July 31, 2022 Statewide

Judgment and Order for Involuntary Treatment (JOIT)



Judicial Region

- 1 - Purchase
- 2 - Green River
- 3 - Cumberland
- 4 - Metro
- 5 - Bluegrass
- 6 - Northern
- 7 - Mountain
- 8 - Fayette

Statistical Analyses Considerations:

- *The statistics presented are based on data collected from the CourtNet database.
- *A single case may contain more than one document and an individual may be party to one or more cases during any period of time.
- *Any statistic of five or fewer cases is hidden in this report. All such statistics should be interpreted as "Zero to Five Cases." Such hidden cases are calculated in any totals/subtotals if the totals/subtotals equate to six or more cases.
- † Calendar Year 2022 Includes January 1st through July 31st.

Date of Query:
8/30/2022



ADMINISTRATIVE OFFICE OF THE COURTS
Research and Statistics

21_RS2002

Casey's Law Documents Entered in Mental Health Cases
January 1, 2004 to July 31, 2022 Statewide

Judgment and Order for Involuntary Treatment (JOIT)

Judicial Region		2005	2006	2007	2008	2009	2010	2011	2012	2013	2014	2015	2016	2017	2018	2019	2020	2021	2022	Grand Total
1 - Purchase	Cases												8	18	33	29	18	23	13	155
	Documents												9	25	37	35	20	30	16	190
2 - Green River	Cases												8	19	22	18	18	46	15	154
	Documents												8	22	24	23	23	60	21	197
3 - Cumberland	Cases	8									6		12	38	69	129	72	112	62	523
	Documents	15									6		13	49	83	154	86	139	68	640
4 - Metro	Cases											11	18	42	40	32	20	35	7	202
	Documents											24	52	120	80	66	40	70	14	470
5 - Bluegrass	Cases										7		15	13	58	79	46	79	25	326
	Documents										8		19	16	71	116	48	83	29	409
6 - Northern	Cases					12	7	29	34	70	78	65	66	87	87	112	54	53	27	770
	Documents					12	7	30	35	75	79	70	69	104	114	135	61	57	30	894
7 - Mountain	Cases		6		16	23				7	8		25	48	120	172	94	128	78	690
	Documents		6		17	25				7	8		27	57	143	209	110	149	90	862
8 - Fayette	Cases													10	15	14	7	19	13	79
	Documents													10	17	20	11	25	16	107
Grand Total	Cases	16	16	8	26	42	15	36	46	83	104	98	153	275	444	585	329	495	240	2,899
	Documents	23	17	9	27	44	17	37	50	88	108	120	198	403	569	758	399	613	284	3,769

Statistical Analyses Considerations:

*The statistics presented are based on data collected from the CourtNet database.

*A single case may contain more than one document and an individual may be party to one or more cases during any period of time.

*Any statistic of five or fewer cases is hidden in this report. All such statistics should be interpreted as "Zero to Five Cases." Such hidden cases are calculated in any totals/subtotals if the totals/subtotals equate to six or more cases.

† Calendar Year 2022 Includes January 1st through July 31st.

Date of Query:
8/30/2022

Page 4 of 9

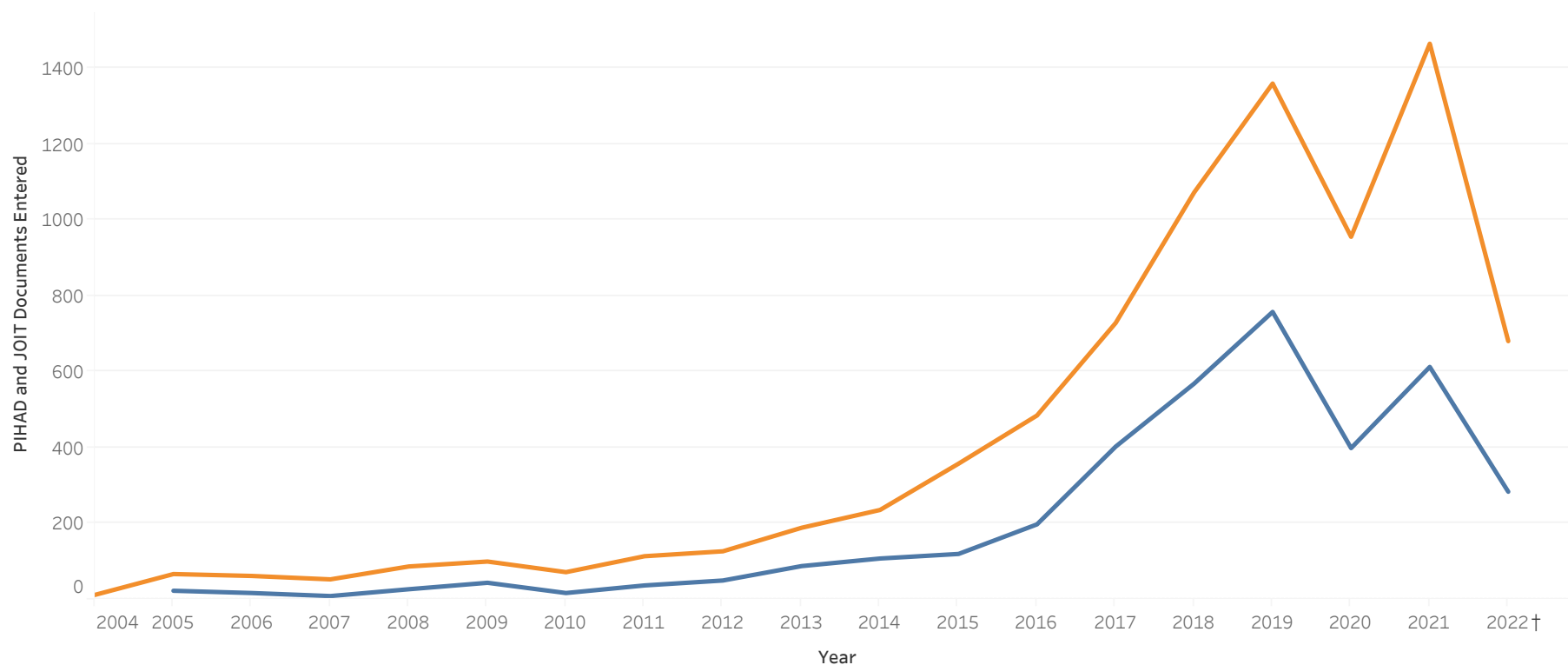


ADMINISTRATIVE OFFICE OF THE COURTS
Research and Statistics

21_RS2002

Casey's Law Documents Entered in Mental Health Cases
January 1, 2004 to July 31, 2022 Statewide

Verified Petition for Involuntary Treatment (PIHAD) and Judgment and Order for Involuntary Treatment (JOIT)



Document Type

- PIHAD
- JOIT

Statistical Analyses Considerations:

*The statistics presented are based on data collected from the CourtNet database.

*A single case may contain more than one document and an individual may be party to one or more cases during any period of time.

*Any statistic of five or fewer cases is hidden in this report. All such statistics should be interpreted as "Zero to Five Cases." Such hidden cases are calculated in any totals/subtotals if the totals/subtotals equate to six or more cases.

† Calendar Year 2022 Includes January 1st through July 31st.

Date of Query:
8/30/2022

Page 5 of 9



ADMINISTRATIVE OFFICE OF THE COURTS
Research and Statistics

21_RS2002

Casey's Law Documents Entered in Mental Health Cases
January 1, 2004 to July 31, 2022 Statewide

Verified Petition for Involuntary Treatment (PIHAD) and Judgment and Order for Involuntary Treatment (JOIT)

Judicial Region	County	PIHAD		JOIT		Grand Total	
		Cases	Documents	Cases	Documents	Cases	Documents
1 - Purchase	BALLARD	6	6			6	9
	CALDWELL	10	10			10	16
	CALLOWAY	20	20	9	10	21	30
	CARLISLE						
	CHRISTIAN	29	29	16	16	29	45
	CRITTENDEN						
	FULTON						
	GRAVES	29	29	14	16	30	45
	HENDERSON	87	89	33	51	87	140
	HICKMAN						
	HOPKINS	68	68	24	27	68	95
	LIVINGSTON	7	7			7	12
	LYON	7	8	6	8	7	16
	MARSHALL	21	21			21	25
	MCCRACKEN	43	44	15	18	43	62
	MCLEAN	18	18	11	15	18	33
	MUHLENBERG	7	7			7	7
	TRIGG	8	8	6	6	8	14
	UNION	6	6			6	7
WEBSTER	7	7			7	9	
	Total	384	388	155	190	387	578
2 - Green River	ALLEN						7
	BARREN	61	61	31	33	63	94
	BRECKINRIDGE	22	22	10	13	23	35
	BULLITT	114	114	20	21	116	135
	BUTLER	7	7			7	10
	DAVIESS	81	81	11	11	81	92
	EDMONSON						
	GRAYSON	61	61	25	34	61	95
	HARDIN	40	80	15	34	40	114
	HART	17	20			17	25
	LARUE	8	8			8	9
	LOGAN	17	17	6	7	17	24
	MEADE	8	8			8	10
	METCALFE						
	OHIO	14	16			14	17
	SIMPSON	9	9			9	13
	TODD	18	18			18	23
	WARREN	100	100	14	18	100	118
	Total	589	634	154	197	594	831
3 - Cumberland	ADAIR	70	70	46	62	70	132

Statistical Analyses Considerations:

*The statistics presented are based on data collected from the CourtNet database.

*A single case may contain more than one document and an individual may be party to one or more cases during any period of time.

*Any statistic of five or fewer cases is hidden in this report. All such statistics should be interpreted as "Zero to Five Cases."

Such hidden cases are calculated in any totals/subtotals if the totals/subtotals equate to six or more cases.

Date of Query:
08/30/2022



ADMINISTRATIVE OFFICE OF THE COURTS
Research and Statistics

21_RS2002

Casey's Law Documents Entered in Mental Health Cases
January 1, 2004 to July 31, 2022 Statewide

Verified Petition for Involuntary Treatment (PIHAD) and Judgment and Order for Involuntary Treatment (JOIT)

Judicial Region	County	PIHAD		JOIT		Grand Total	
		Cases	Documents	Cases	Documents	Cases	Documents
3 - Cumberland	BELL	63	63	6	6	63	69
	CASEY	10	10			10	16
	CLAY	175	176	77	89	176	265
	CLINTON	11	11			11	15
	CUMBERLAND						9
	GREEN	25	25	11	16	26	41
	HARLAN	221	222	78	82	221	304
	JACKSON	50	50	23	29	51	79
	KNOX	71	71	34	38	71	109
	LAUREL	47	47	11	11	47	58
	LESLIE	53	53	21	25	53	78
	MARION	38	38	14	14	38	52
	MCCREARY	26	26	12	13	27	39
	MONROE						6
	NELSON	115	117	27	27	118	144
	PULASKI	99	102	20	20	99	122
	ROCKCASTLE	32	32			32	33
	RUSSELL	36	37	15	16	37	53
	TAYLOR	77	78	42	54	77	132
	WASHINGTON	16	16			16	22
WAYNE	34	34	24	25	35	59	
WHITLEY	68	136	43	90	68	226	
	Total	1,345	1,423	523	640	1,354	2,063
4 - Metro	JEFFERSON	361	726	202	470	364	1,196
	Total	361	726	202	470	364	1,196
5 - Bluegrass	BOURBON	14	14	8	8	14	22
	BOYLE	18	19	6	6	18	25
	CLARK	109	111	43	44	110	155
	ESTILL	140	141	72	89	140	230
	FRANKLIN	65	65	14	21	65	86
	GARRARD	31	32	6	7	32	39
	JESSAMINE	86	86	34	37	87	123
	LEE	39	39	6	6	39	45
	LINCOLN	24	24	12	15	24	39
	MADISON	201	204	76	115	202	319
	MERCER	30	31	15	25	30	56
	OWSLEY	36	36	7	8	36	44
	SCOTT	40	40	19	19	40	59
	WOODFORD	15	15	8	9	16	24
	Total	848	857	326	409	853	1,266
6 - Northern	ANDERSON	47	48	23	23	47	71

Statistical Analyses Considerations:

*The statistics presented are based on data collected from the CourtNet database.

*A single case may contain more than one document and an individual may be party to one or more cases during any period of time.

*Any statistic of five or fewer cases is hidden in this report. All such statistics should be interpreted as "Zero to Five Cases."

Such hidden cases are calculated in any totals/subtotals if the totals/subtotals equate to six or more cases.

Date of Query:
08/30/2022



ADMINISTRATIVE OFFICE OF THE COURTS
Research and Statistics

21_RS2002

Casey's Law Documents Entered in Mental Health Cases
January 1, 2004 to July 31, 2022 Statewide

Verified Petition for Involuntary Treatment (PIHAD) and Judgment and Order for Involuntary Treatment (JOIT)

Judicial Region	County	PIHAD		JOIT		Grand Total	
		Cases	Documents	Cases	Documents	Cases	Documents
6 - Northern	BOONE	411	414	139	202	413	616
	BRACKEN	16	16	9	9	16	25
	CAMPBELL	328	329	147	164	330	493
	CARROLL	18	18	8	10	18	28
	FLEMING						6
	GALLATIN	19	19			19	22
	GRANT	48	50	19	22	48	72
	HARRISON	40	40	27	40	41	80
	HENRY	23	23	6	6	23	29
	KENTON	594	596	312	329	596	925
	MASON	38	39	10	11	38	50
	NICHOLAS						9
	OLDHAM	21	23	8	10	22	33
	OWEN	17	17	6	6	17	23
	PENDLETON	49	49	21	23	49	72
	ROBERTSON						
	SHELBY	53	53	19	20	53	73
SPENCER	18	18	8	10	18	28	
TRIMBLE							
	Total	1,753	1,765	770	894	1,761	2,659
7 - Mountain	BATH	47	47	32	52	48	99
	BOYD	93	94	20	24	96	118
	BREATHITT	99	99	23	25	99	124
	CARTER	37	37	19	23	37	60
	ELLIOTT	8	8			8	9
	FLOYD	167	170	16	16	171	186
	GREENUP	11	11	7	8	12	19
	JOHNSON	68	68	23	24	68	92
	KNOTT	207	209	49	59	207	268
	LAWRENCE	50	50	13	13	50	63
	LETCHER	236	236	43	44	236	280
	LEWIS	18	18			18	19
	MAGOFFIN	41	41	18	21	42	62
	MARTIN	51	52	15	16	51	68
	MENIFEE	23	23	10	10	23	33
	MONTGOMERY	125	126	74	111	125	237
	MORGAN	10	10			10	10
	PERRY	216	216	104	113	220	329
	PIKE	207	209	54	58	208	267
POWELL	339	339	137	203	340	542	
ROWAN	108	108	20	26	108	134	

Statistical Analyses Considerations:

*The statistics presented are based on data collected from the CourtNet database.

*A single case may contain more than one document and an individual may be party to one or more cases during any period of time.

*Any statistic of five or fewer cases is hidden in this report. All such statistics should be interpreted as "Zero to Five Cases."

Such hidden cases are calculated in any totals/subtotals if the totals/subtotals equate to six or more cases.

Date of Query:
08/30/2022



ADMINISTRATIVE OFFICE OF THE COURTS
Research and Statistics

21_RS2002

Casey's Law Documents Entered in Mental Health Cases
January 1, 2004 to July 31, 2022 Statewide

Verified Petition for Involuntary Treatment (PIHAD) and Judgment and Order for Involuntary Treatment (JOIT)

Judicial Region	County	PIHAD		JOIT		Grand Total	
		Cases	Documents	Cases	Documents	Cases	Documents
7 - Mountain	WOLFE	59	59	11	14	60	73
	Total	2,220	2,230	690	862	2,237	3,092
8 - Fayette	FAYETTE	179	203	79	107	182	310
	Total	179	203	79	107	182	310
Grand Total		7,679	8,226	2,899	3,769	7,732	11,995

Statistical Analyses Considerations:

*The statistics presented are based on data collected from the CourtNet database.

*A single case may contain more than one document and an individual may be party to one or more cases during any period of time.

*Any statistic of five or fewer cases is hidden in this report. All such statistics should be interpreted as "Zero to Five Cases."

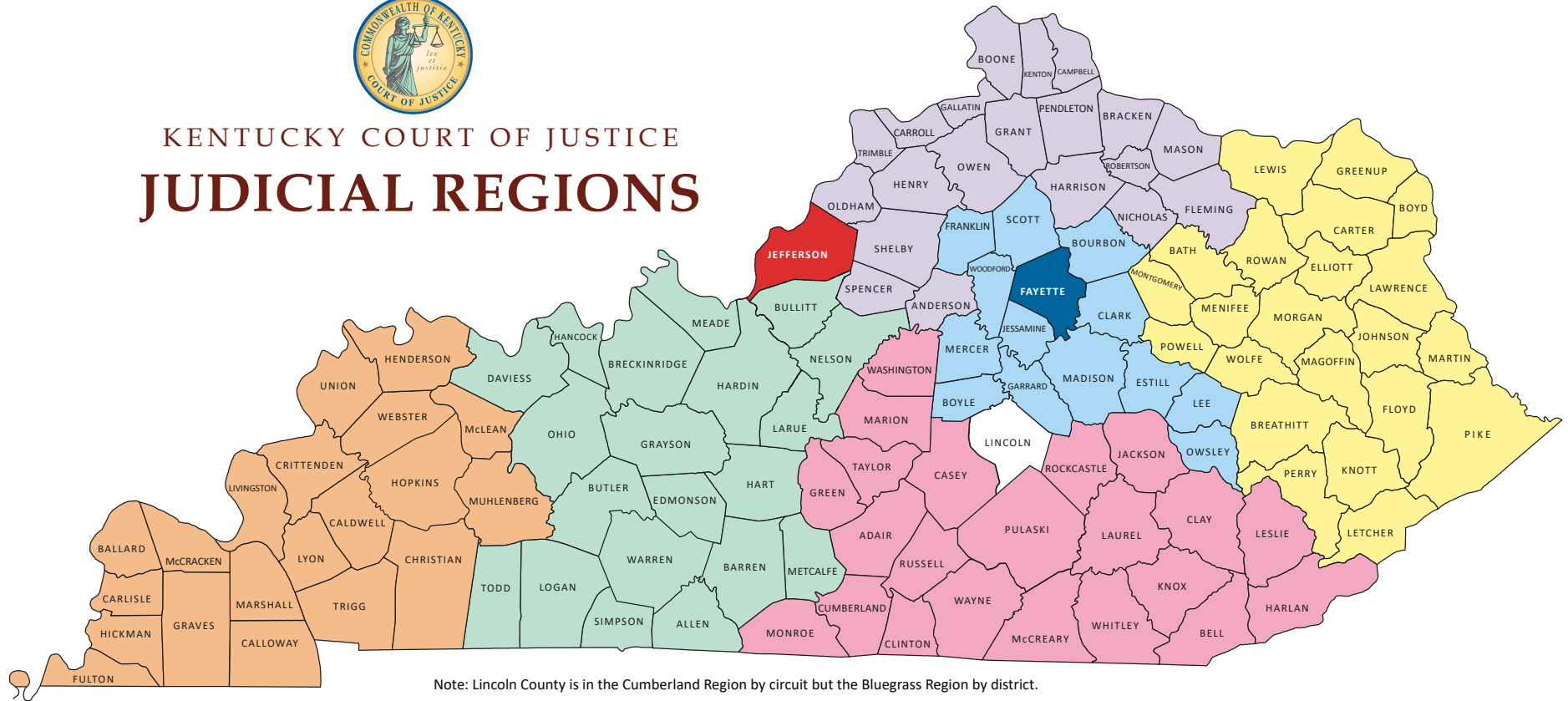
Such hidden cases are calculated in any totals/subtotals if the totals/subtotals equate to six or more cases.

Date of Query:
08/30/2022

Page 9 of 9



KENTUCKY COURT OF JUSTICE JUDICIAL REGIONS



1 - Purchase Region

Chief Regional Circuit Judge - C. Rene' Williams
 Vice Chief Regional Circuit Judge - Brian W. Wiggins
 Chief Regional District Judge - Hunter B. Whitesell II
 Vice Chief Regional District Judge - J. Foster Cotthoff

2 - Green River Region

Chief Regional Circuit Judge - Kelly Mark Easton
 Vice Chief Regional Circuit Judge - John T. Alexander
 Chief Regional District Judge - C. Derek Reed
 Vice Chief Regional District Judge - Kimberly W. Shumate

3 - Cumberland Region

Chief Regional Circuit Judge - Gregory A. Lay
 Vice Chief Regional Circuit Judge - David L. Williams
 Chief Regional District Judge - Jeffrey Scott Lawless
 Vice Chief Regional District Judge - Michael Loy

4 - Metro Region

Chief Regional Circuit Judge - Angela McCormick Bisig
 Chief Regional District Judge - Annette Karem
 Vice Chief Regional District Judge - Erica Williams

5 - Bluegrass Region

Chief Regional Circuit Judge - Hunter Daugherty
 Vice Chief Regional Circuit Judge - Nora J. Shepherd
 Chief Regional District Judge - Mary Jane Phelps
 Vice Chief Regional District Judge - Janet C. Booth

6 - Northern Region

Chief Regional Circuit Judge - Gregory Bartlett
 Vice Chief Regional Circuit Judge - Charles R. Hickman
 Chief Regional District Judge - Karen A. Thomas
 Vice Chief Regional District Judge - Elizabeth A. Chandler

7 - Mountain Region

Chief Regional Circuit Judge - Eddy Coleman
 Vice Chief Regional Circuit Judge - Kim Cornett Childers
 Chief Regional District Judge - Eric D. Hall
 Vice Chief Regional District Judge - H. Rupert Wilhoit III

8 - Fayette Region

Chief Regional Circuit Judge - Kimberly Nell Bunnell
 Vice Chief Regional Circuit Judge - Lucinda Masterton
 Chief Regional District Judge - T. Bruce Bell
 Vice Chief Regional District Judge - Joseph T. Bouvier