



The Department of Information Technology Services  
Research and Statistics  
1001 Vandalay Drive  
Frankfort, KY 40601  
(502) 573-2350

---

---

**RELEASE DECISIONS AND OUTCOMES  
CASES BOOKED CY 2017-2021  
-STATEWIDE AND BY COUNTY-**

---

---

May 18, 2022

**Statistics Request Overall Description**

On April 22, 2022, the Kentucky Center for Economic Policy requested a report of the types of bonds issued and subsequent release rates for cases included in Pretrial interviews conducted during Calendar Years (CY) 2017-2021, statewide. PRIM, the information system used by Pretrial Services, was queried for interview, case, and bond information related to cases booked from January 1, 2017, and December 31, 2021.

Since multiple bonds may be set prior to an ultimate release for an individual case, only the most recent bond for each case is indicated in this report. Additionally, since a defendant may be held on charges in multiple cases for a single interview, a defendant is not considered released unless they are indicated as released on ALL cases included in an interview. For instance, a defendant may receive a recognizance bond for a case with minor charges but remain in custody on cash bail on a separate case. Release outcomes in this report are indicated at the case level, and thus may not indicate the true custody status of every defendant.

**Statistical Report (19\_PINS8007)**

The report consists of four hundred and ninety-two (492) pages, separated by Court Jurisdiction. Circuit Court is presented on pages 1 – 240, and District Court is presented on pages 241- 480. The final 12 pages of the report (pages 481 – 492) present map data for Circuit Court and District Court.

The report is broken down as follows once for each Court Jurisdiction:

**Release Decision & Release Rates: Bar Charts and Cross Tabulation**

Release decision proportions and release rates are reported on the subsequent pages of this report statewide.

**Release Decision (Bond) Percentage by CY of Case Booking**

Changes over time in the proportion of release decisions are depicted in a bar chart showing the proportion of cases booked during each calendar year receiving release decisions grouped into the following categories (see definitions below):

- Administrative Release
- Non-Financial Bond
- Financial Bond
- Release Not Offered

---

---

**RELEASE DECISIONS AND OUTCOMES  
CASES BOOKED CY 2017-2021  
-STATEWIDE AND BY COUNTY-**

---

---

**Statistical Report (19\_PINS8007)**

- No Judicial Presentation

**Number of Cases and Release Outcome for Financial and Non-Financial Bonds**

This chart presents the overall number of cases receiving either a financial or non-financial bond among cases booked each calendar year, and the proportion within each group resulting in the following release outcomes (see definitions below):

- Non-Financial Release
- Financial Release
- 60-Day Rule
- Indictment Summons
- Indictment
- Detained Until Disposition
- In Custody

The size of each bar represents the absolute number of cases booked, with numbers indicated on the Y axis at the bottom of the chart, while the colored divisions and labelled percentages indicate the proportion of each release outcome within each set of cases. Administrative Release, Release Not Offered, and No Judicial Presentation are not reported in these charts.

**Cross-Tabulation**

Absolute numbers for all the data described above is reported for each calendar year by case booking date, Release Decision, and Release Outcome, with totals of each for every CY.

**Maps**

The maps presented at the end of this report present county-level percentage of cases receiving non-financial release as compared to the total of those cases receiving judicial release. This excludes cases receiving administrative release and cases receiving no bond hearing, as these cases did not involve a judicial release decision. The map has been generated separately for each CY 2017-2021, including a summary for the entire date range of CY 2017-2021, according to the booking date of cases included. For each generated map, the color of each county reflects the percentage, with county percentages close to the statewide percentage colored in white, while lower percentages are more orange and higher percentages are bluer.

**Statistical Analysis Considerations:**

- The statistics presented in the attached tables are a snapshot in time as of the date the data was queried: 5/25/2022.
- An individual defendant may be involved in multiple interviews during the time frame.
- Each interview may involve multiple cases.
- Multiple bonds may be issued for a single case, and only the most recent bond for each case is reported.
- Release outcomes are reported at the case level. Since a defendant is not released from pretrial custody until pretrial release is granted for all cases pertaining to the same pretrial interview, not all defendants with cases indicating pretrial release in this report may have truly been given pretrial release.

**RELEASE DECISIONS AND OUTCOMES  
CASES BOOKED CY 2017-2021  
-STATEWIDE AND BY COUNTY-**

**Statistical Report (19\_PINS8007)**

- This report Excludes interviews in which custody ended as a result of escape, release in error, or transfer to another secure facility.

**Data Variables Requested**

Database	Data Variable	Description
PRIM	Charge County	The county in which this case was filed.
	Release Decision	<p>The type of bond for the first release decision in each case is reported according to the following categories:</p> <p><b>Administrative Release:</b> Defendants assessed as low or moderate risk; not charged with offenses identified as public safety concerns, contempt, probation violation, bail jumping, the violation of a protection order, and who have not previously violated a condition of pretrial release or failed to appear in court may be released on their own recognizance without a bond hearing. The use of this option was discretionary per judge as of 11/1/2015 and became mandatory statewide on 1/1/2017. The specific criteria for Administrative Release have changed several times since initial implementation, including many changes implemented in response to the COVID-19 pandemic.</p> <p><b>Non-Financial Bond:</b> Types of release that do not include conditional forfeiture.</p> <ul style="list-style-type: none"> <li>• Release on Recognizance</li> <li>• Surety</li> <li>• Unsecured</li> <li>• No Probable Cause</li> <li>• 60-Day Rule</li> </ul> <p><b>Financial Bond:</b> Types of release including a bond with conditional forfeiture of assets.</p> <ul style="list-style-type: none"> <li>• 10%</li> <li>• Cash</li> <li>• Guaranteed Arrest Bond Certificate</li> <li>• Property</li> <li>• Partially Secured or Percent Bond</li> <li>• Stock and Bonds</li> </ul> <p><b>Release Not Offered:</b> Indicates that the defendant had a bond hearing and was not offered any pretrial release.</p>

**RELEASE DECISIONS AND OUTCOMES  
CASES BOOKED CY 2017-2021  
-STATEWIDE AND BY COUNTY-**

Data Variables Requested	
	<p><b>No Judicial Presentation:</b> No bond hearing occurred for this case. This typically happens in District Court cases disposed very quickly, or Circuit Court cases for which a previous bond with release conditions already exists.</p>
Release Outcome	<p>An indication of the release outcome or custody status as determined by the query on 5/9/2022, reported in the following categories:</p> <p><b>Administrative Release:</b> Released with Administrative Release as described above.</p> <p><b>Non-Financial Release:</b> Types of release in which no money or property must be posted prior to release.</p> <ul style="list-style-type: none"> <li>• Release on Recognizance</li> <li>• Surety</li> <li>• Unsecured</li> <li>• No Probable Cause</li> <li>• 60-Day Rule</li> </ul> <p><b>Financial Release:</b> Types of release in which money or property must be posted prior to release.</p> <ul style="list-style-type: none"> <li>• 10%</li> <li>• Cash</li> <li>• Guaranteed Arrest Bond Certificate</li> <li>• Property</li> <li>• Partially Secured or Percent Bond</li> <li>• Stock and Bonds</li> </ul> <p><b>Indictment Summons:</b> Indicates that a defendant already released on a District Felony case was not brought back into custody following an indictment, but that the same release conditions were maintained by the Circuit Court and the defendant was issued a summons. There is no time in custody for this outcome.</p> <p><b>60-Day Rule:</b> A defendant is released from pretrial custody in District Court after 60 days, regardless of ability to post bond, etc., per RCr 5.22 (Procedure Upon Failure to Indict).</p> <p><b>Indictment:</b> Pretrial custody on a District Felony case ends, and custody begins on a separate Circuit Criminal case, including a new arraignment.</p>

**RELEASE DECISIONS AND OUTCOMES  
CASES BOOKED CY 2017-2021  
-STATEWIDE AND BY COUNTY-**

Data Variables Requested		
		<p><b>Detained Until Disposition:</b> Without being given pretrial release, the defendant was released upon the disposition of all cases in this interview from a given jurisdiction.</p> <p><b>In Custody:</b> The case is still pending and the defendant is still in pretrial custody as of the query performed on 5/9/2022.</p>
	Percentage Non-Financial Bond	A percentage expressing the number of cases receiving financial bond divided by the total number of cases receiving a judicial release decision (non-financial plus financial plus no release offered). Administrative Release and cases with no bond hearing are excluded from this calculation as these cases do not receive a judicial release decision.
	Cases	Counts presented indicate the number of cases in each category.
	Jurisdiction	Indicates the Jurisdiction (Circuit or District Court) of any case applicable to the pretrial interview. Interviews in which a defendant was in custody for both Circuit and District cases are counted and are reported separately for each jurisdiction.

**Disclaimer Associated with KCOJ/AOC Database(s) and Element(s)**

**RESEARCH AND STATISTICS DISCLAIMER for PRETRIAL SERVICES REQUESTS**

The data from this report is provided from the Pretrial Services program. Information received from the Pretrial Services program's electronic case management system (PRIM) is subject to change(s), reprogramming, modification(s) of format and availability at the direction of the Administrative Office of the Courts (AOC), and may not at any particular moment reflect the true status of court cases due to ordinary limitation(s), delay(s) or error(s) in the system's operation.

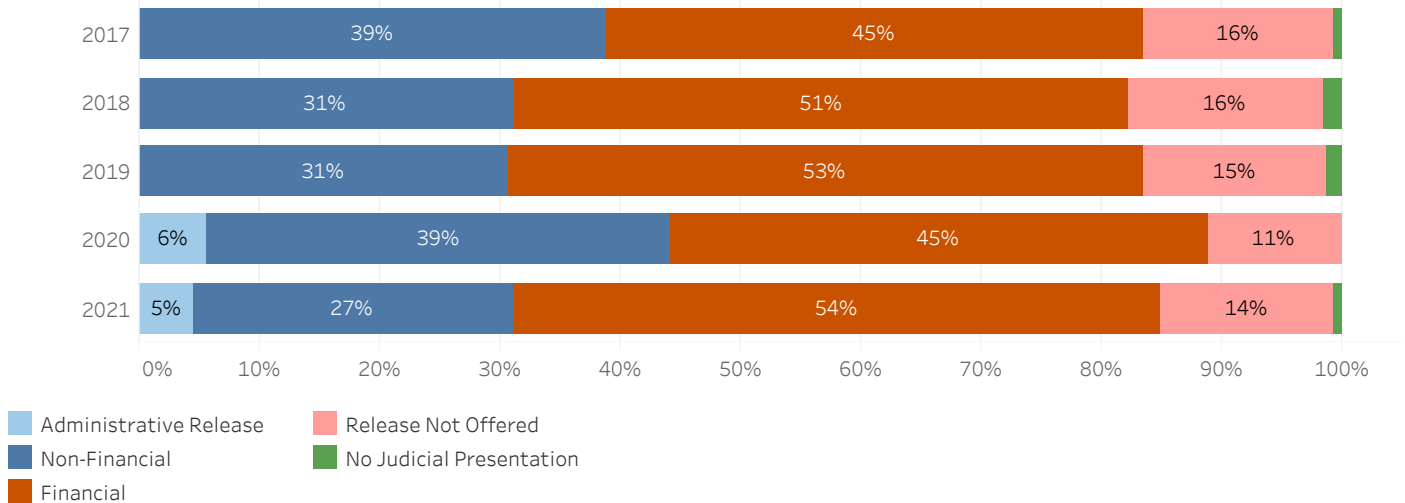


ADMINISTRATIVE OFFICE OF THE COURTS  
Research and Statistics

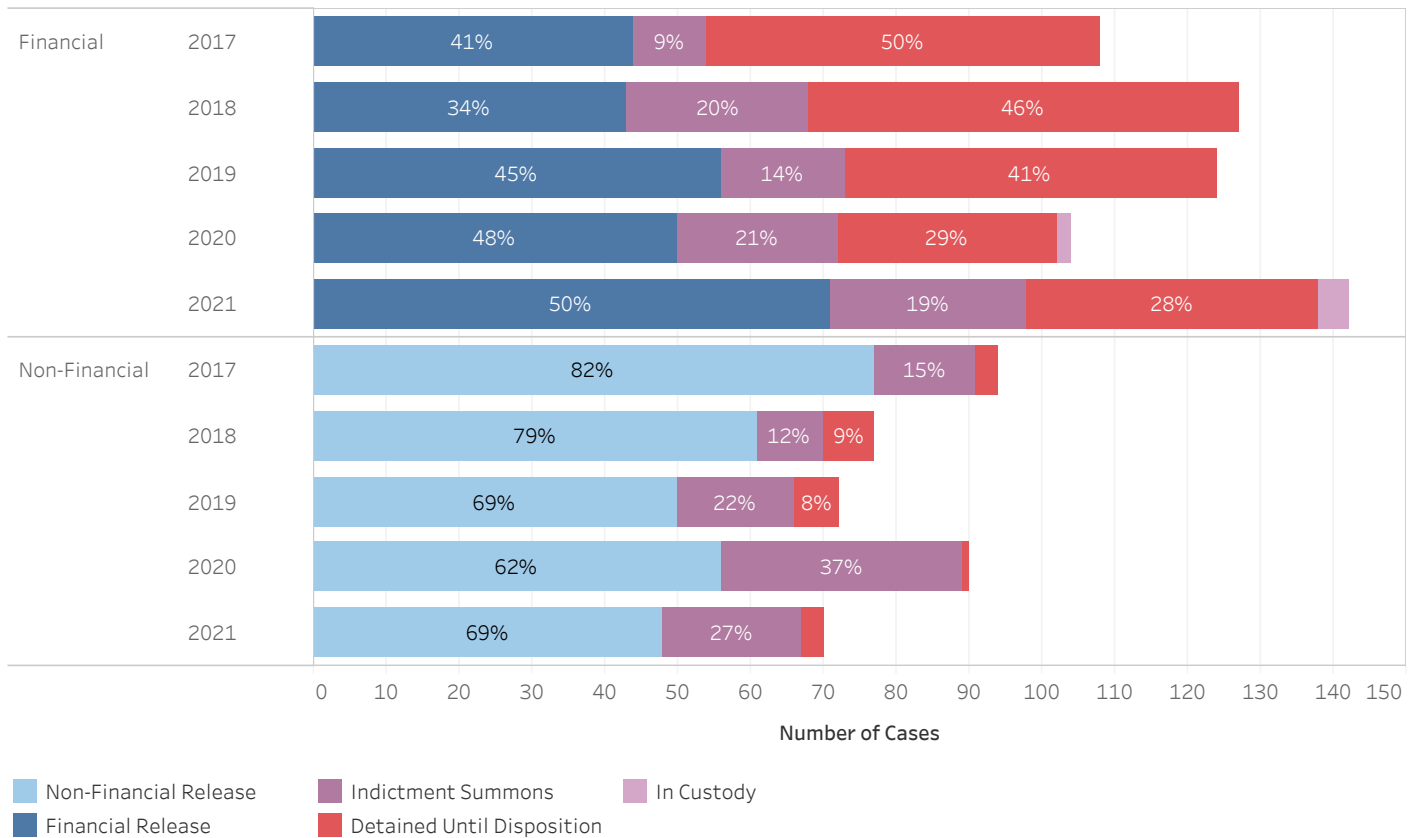
19\_PINS8007

Circuit Court Cases Booked CY 17-21 ADAIR COUNTY

Circuit Court Release Decision (Bond) Percentage by Year of Case Booking



Number of Circuit Court Cases and Release Outcome for Financial and Non-Financial Bonds  
(Excludes Administrative Release, Release Not Offered, and No Judicial Presentation)



\* Data provided from the Pretrial Information Management System.

\* A single release bond may apply to multiple cases.

\* A single case may have multiple different bonds set over time. Only the most recent release bond is reported for each case.



**ADMINISTRATIVE OFFICE OF THE COURTS  
Research and Statistics**

19\_PINS8007

**Circuit Court Cases Booked CY 17-21 ADAIR COUNTY**

Circuit Court Release Decision and Release Outcome by Year of Case Booking

Year of Date Booked	Release Outcome	Release Decision					Grand Total
		Administrative Release	Non-Financial	Financial	Release Not Offered	No Judicial Presentation	
2017	Non-Financial Release		77				77
	Financial Release			44			44
	Indictment Summons		14	10			24
	Detained Until Disposition		3	54	38	2	97
	<b>Total</b>		<b>94</b>	<b>108</b>	<b>38</b>	<b>2</b>	<b>242</b>
2018	Non-Financial Release		61				61
	Financial Release			43			43
	Indictment Summons		9	25			34
	Detained Until Disposition		7	59	40	4	110
	<b>Total</b>		<b>77</b>	<b>127</b>	<b>40</b>	<b>4</b>	<b>248</b>
2019	Non-Financial Release		50				50
	Financial Release			56			56
	Indictment Summons		16	17			33
	Detained Until Disposition		6	51	36	3	96
	<b>Total</b>		<b>72</b>	<b>124</b>	<b>36</b>	<b>3</b>	<b>235</b>
2020	Administrative Release	13					13
	Non-Financial Release		56				56
	Financial Release			50			50
	Indictment Summons		33	22			55
	Detained Until Disposition		1	30	26		57
	In Custody			2			2
	<b>Total</b>	<b>13</b>	<b>90</b>	<b>104</b>	<b>26</b>		<b>233</b>
2021	Administrative Release	9					9
	Non-Financial Release		48				48
	Financial Release			71			71
	Indictment Summons		19	27			46
	Detained Until Disposition	3	3	40	35	2	83
	In Custody			4	3		7
	<b>Total</b>	<b>12</b>	<b>70</b>	<b>142</b>	<b>38</b>	<b>2</b>	<b>264</b>

\* Data provided from the Pretrial Information Management System.

\* A single release bond may apply to multiple cases.

\* A single case may have multiple different bonds set over time. Only the most recent release bond is reported for each case.

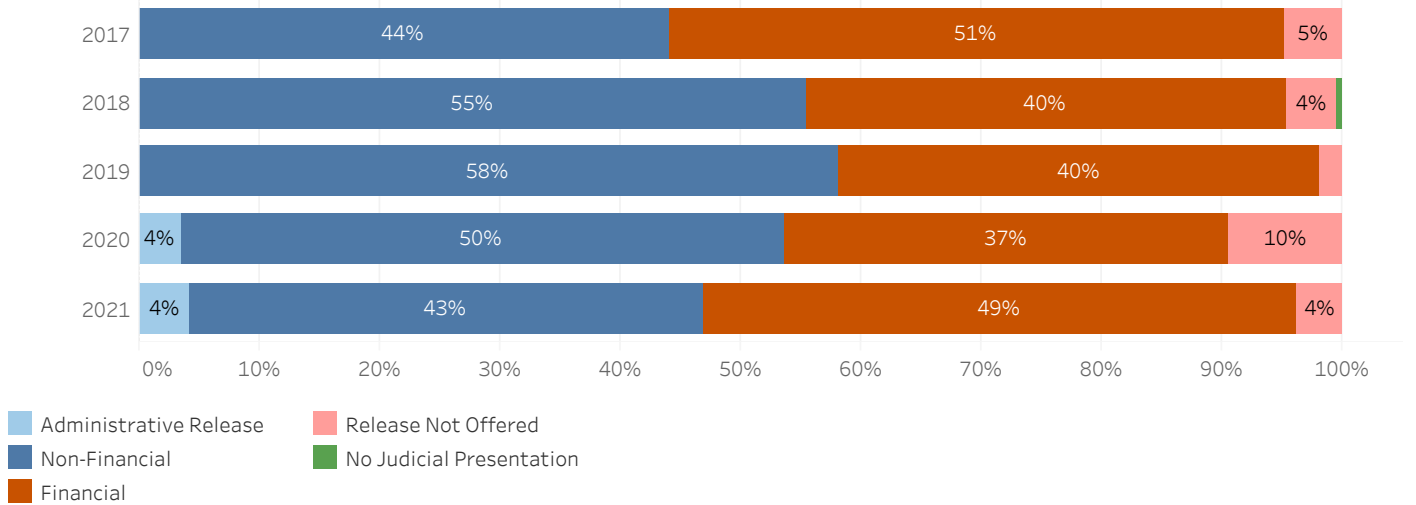


ADMINISTRATIVE OFFICE OF THE COURTS  
Research and Statistics

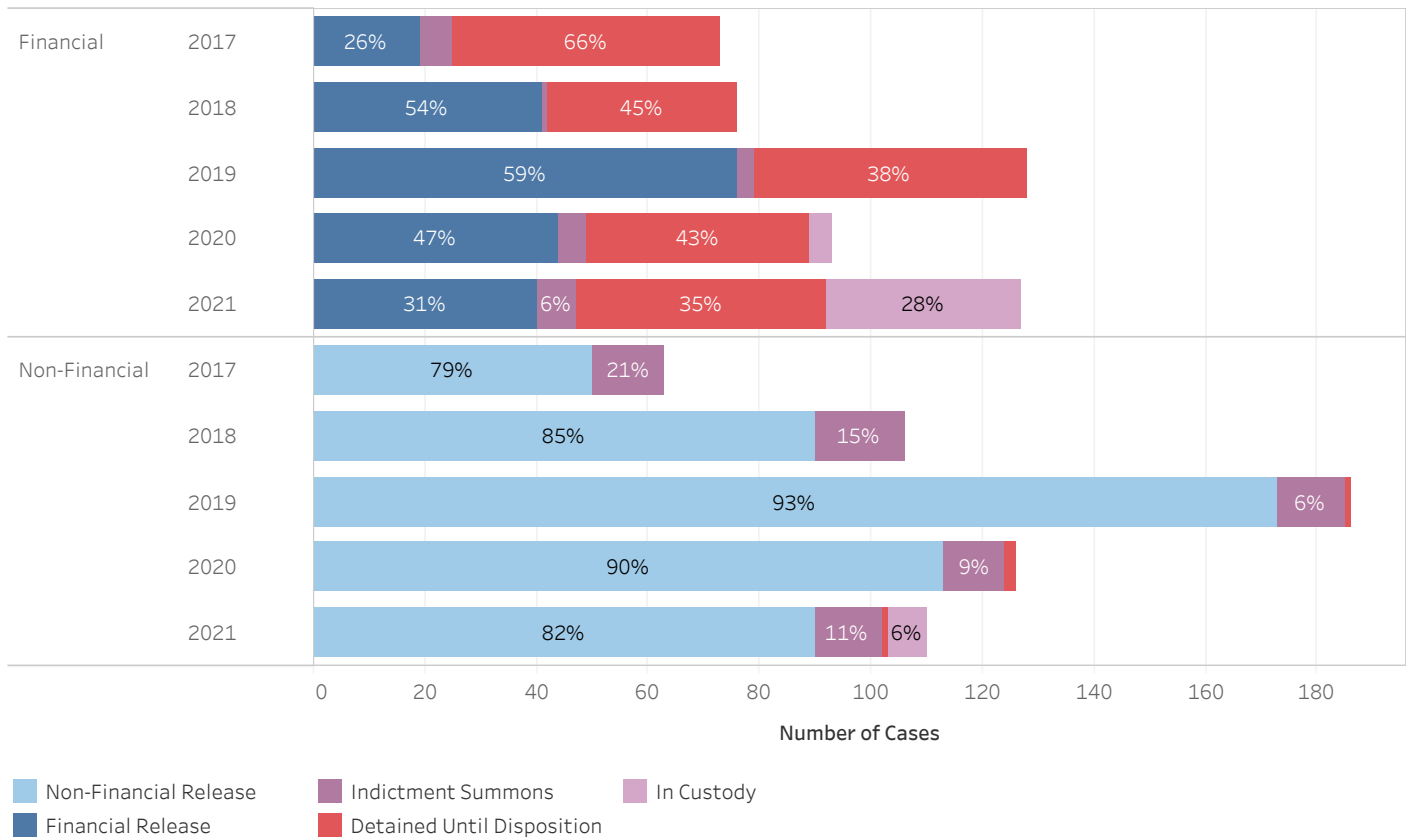
19\_PINS8007

Circuit Court Cases Booked CY 17-21 ALLEN COUNTY

Circuit Court Release Decision (Bond) Percentage by Year of Case Booking



Number of Circuit Court Cases and Release Outcome for Financial and Non-Financial Bonds  
(Excludes Administrative Release, Release Not Offered, and No Judicial Presentation)



\* Data provided from the Pretrial Information Management System.

\* A single release bond may apply to multiple cases.

\* A single case may have multiple different bonds set over time. Only the most recent release bond is reported for each case.





**ADMINISTRATIVE OFFICE OF THE COURTS  
Research and Statistics**

19\_PINS8007

**Circuit Court Cases Booked CY 17-21 ALLEN COUNTY**

Circuit Court Release Decision and Release Outcome by Year of Case Booking

Year of Date Booked	Release Outcome	Release Decision					Grand Total
		Administrative Release	Non-Financial	Financial	Release Not Offered	No Judicial Presentation	
2017	Non-Financial Release		50				50
	Financial Release			19			19
	Indictment Summons		13	6			19
	Detained Until Disposition			48	7		55
	<b>Total</b>		<b>63</b>	<b>73</b>	<b>7</b>		<b>143</b>
2018	Non-Financial Release		90				90
	Financial Release			41			41
	Indictment Summons		16	1			17
	Detained Until Disposition			34	8	1	43
	<b>Total</b>		<b>106</b>	<b>76</b>	<b>8</b>	<b>1</b>	<b>191</b>
2019	Non-Financial Release		173				173
	Financial Release			76			76
	Indictment Summons		12	3			15
	Detained Until Disposition		1	49	6		56
	<b>Total</b>		<b>186</b>	<b>128</b>	<b>6</b>		<b>320</b>
2020	Administrative Release	9					9
	Non-Financial Release		113				113
	Financial Release			44			44
	Indictment Summons		11	5			16
	Detained Until Disposition		2	40	23		65
	In Custody			4	1		5
	<b>Total</b>	<b>9</b>	<b>126</b>	<b>93</b>	<b>24</b>		<b>252</b>
2021	Administrative Release	11					11
	Non-Financial Release		90				90
	Financial Release			40			40
	Indictment Summons		12	7			19
	Detained Until Disposition		1	45	10		56
	In Custody		7	35			42
	<b>Total</b>	<b>11</b>	<b>110</b>	<b>127</b>	<b>10</b>		<b>258</b>

\* Data provided from the Pretrial Information Management System.

\* A single release bond may apply to multiple cases.

\* A single case may have multiple different bonds set over time. Only the most recent release bond is reported for each case.

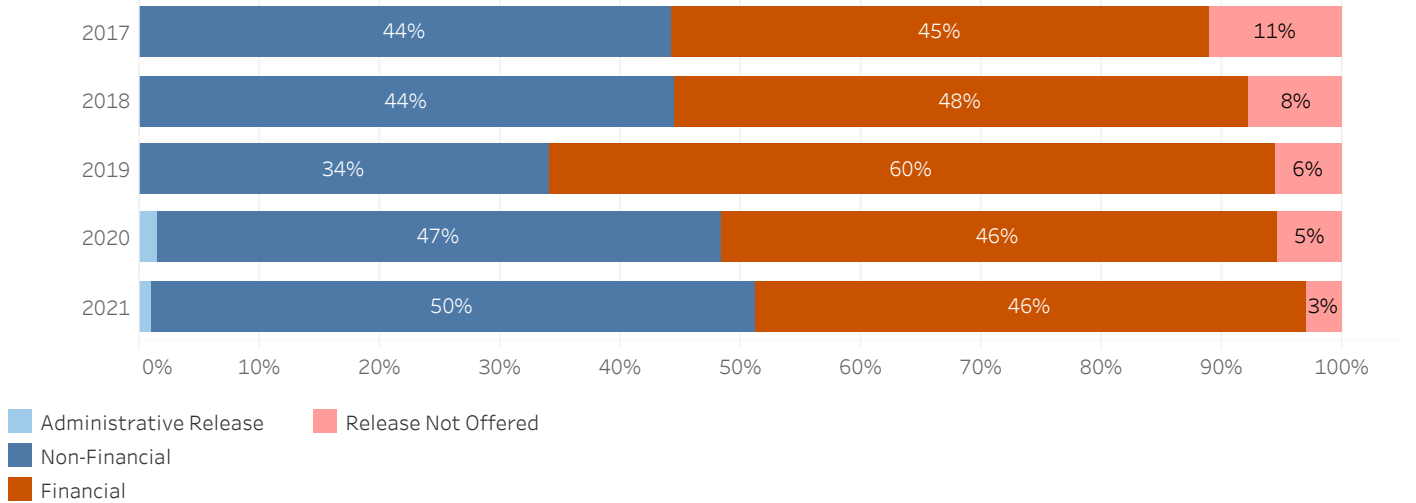


ADMINISTRATIVE OFFICE OF THE COURTS  
Research and Statistics

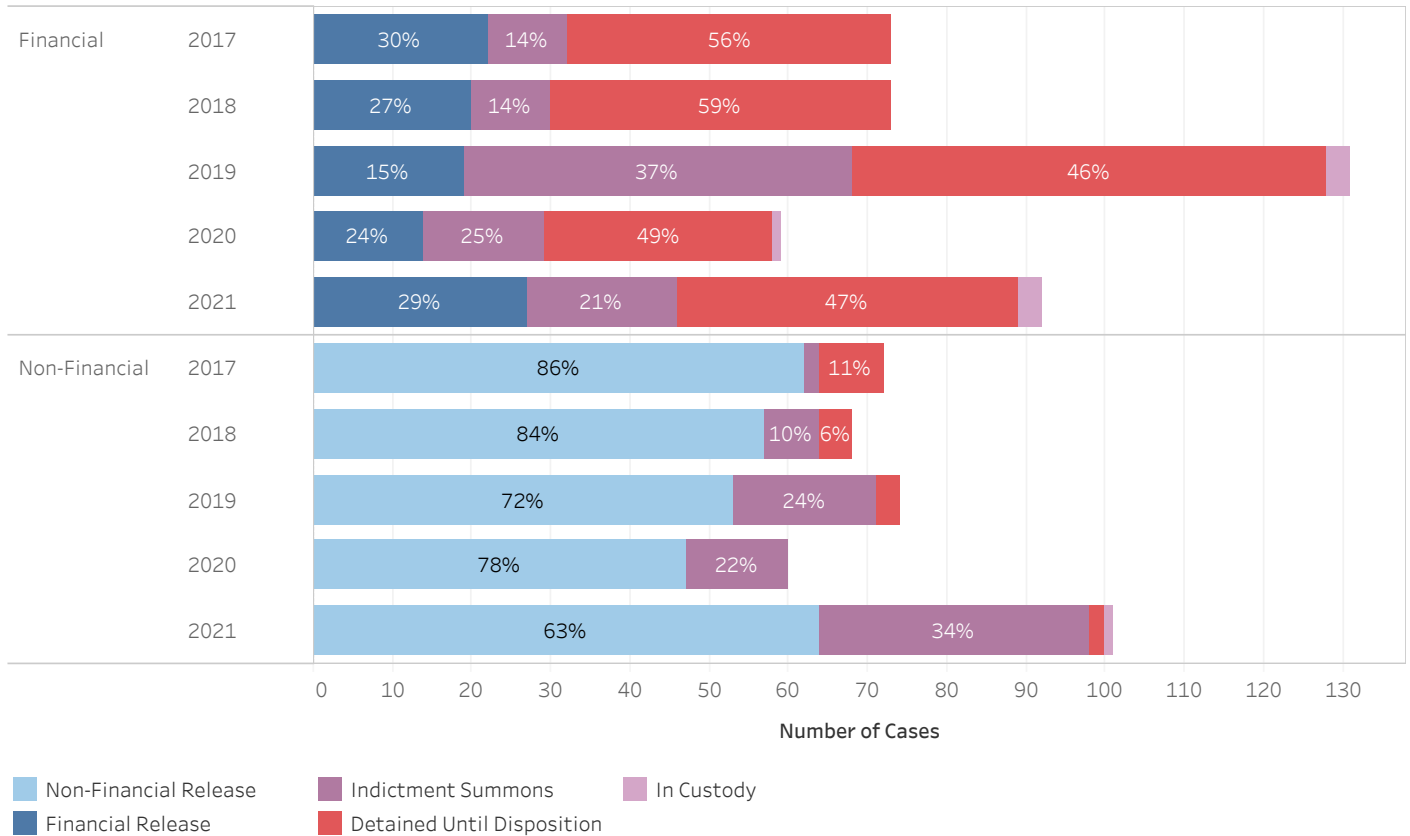
19\_PINS8007

Circuit Court Cases Booked CY 17-21 ANDERSON COUNTY

Circuit Court Release Decision (Bond) Percentage by Year of Case Booking



Number of Circuit Court Cases and Release Outcome for Financial and Non-Financial Bonds  
(Excludes Administrative Release, Release Not Offered, and No Judicial Presentation)



\* Data provided from the Pretrial Information Management System.

\* A single release bond may apply to multiple cases.

\* A single case may have multiple different bonds set over time. Only the most recent release bond is reported for each case.



**ADMINISTRATIVE OFFICE OF THE COURTS  
Research and Statistics**

19\_PINS8007

**Circuit Court Cases Booked CY 17-21 ANDERSON COUNTY**

Circuit Court Release Decision and Release Outcome by Year of Case Booking

Year of Date Booked	Release Outcome	Release Decision			Release Not Offered	Grand Total
		Administrative Release	Non-Financial	Financial		
2017	Non-Financial Release		62			62
	Financial Release			22		22
	Indictment Summons		2	10		12
	Detained Until Disposition		8	41	18	67
	<b>Total</b>		<b>72</b>	<b>73</b>	<b>18</b>	<b>163</b>
2018	Non-Financial Release		57			57
	Financial Release			20		20
	Indictment Summons		7	10		17
	Detained Until Disposition		4	43	12	59
	<b>Total</b>		<b>68</b>	<b>73</b>	<b>12</b>	<b>153</b>
2019	Non-Financial Release		53			53
	Financial Release			19		19
	Indictment Summons		18	49		67
	Detained Until Disposition		3	60	12	75
	In Custody			3		3
	<b>Total</b>		<b>74</b>	<b>131</b>	<b>12</b>	<b>217</b>
2020	Administrative Release	2				2
	Non-Financial Release		47			47
	Financial Release			14		14
	Indictment Summons		13	15		28
	Detained Until Disposition			29	7	36
	In Custody			1		1
<b>Total</b>	<b>2</b>	<b>60</b>	<b>59</b>	<b>7</b>	<b>128</b>	
2021	Administrative Release	2				2
	Non-Financial Release		64			64
	Financial Release			27		27
	Indictment Summons		34	19		53
	Detained Until Disposition		2	43	6	51
	In Custody		1	3		4
<b>Total</b>	<b>2</b>	<b>101</b>	<b>92</b>	<b>6</b>	<b>201</b>	

\* Data provided from the Pretrial Information Management System.

\* A single release bond may apply to multiple cases.

\* A single case may have multiple different bonds set over time. Only the most recent release bond is reported for each case.

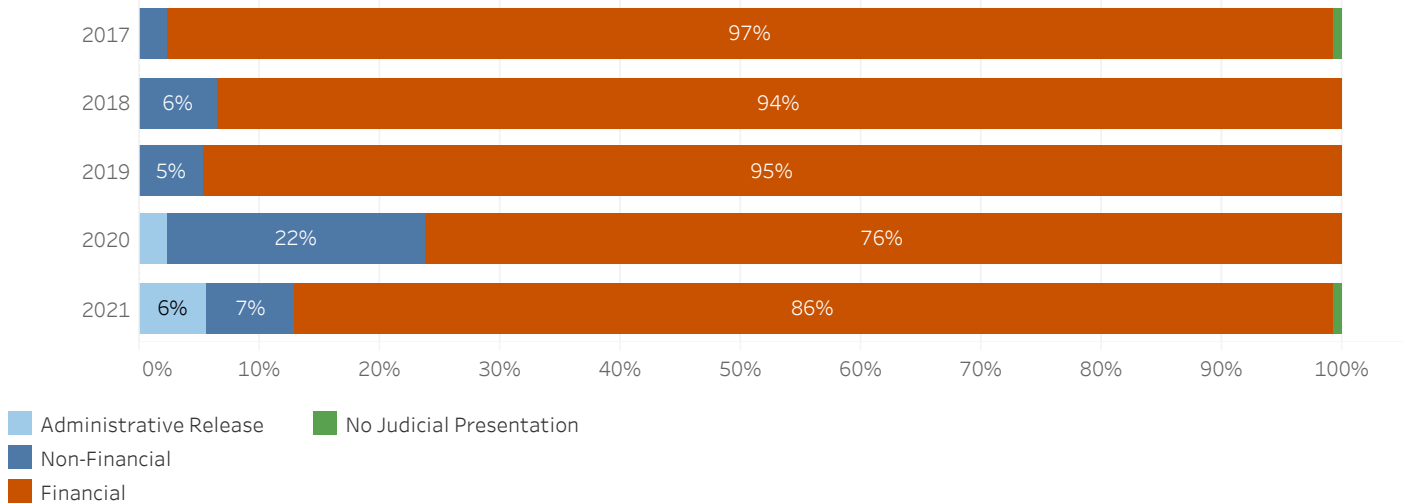


ADMINISTRATIVE OFFICE OF THE COURTS  
Research and Statistics

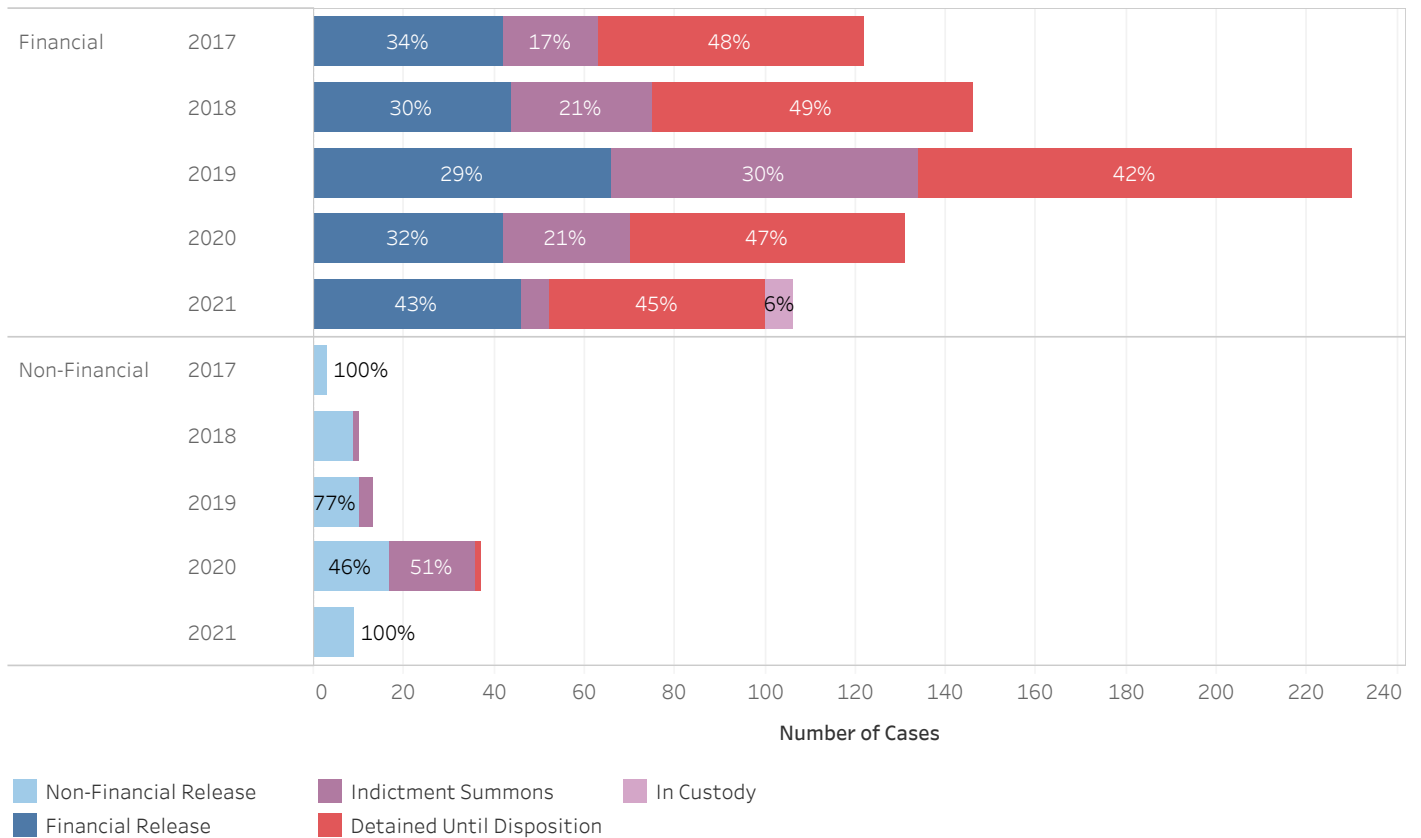
19\_PINS8007

Circuit Court Cases Booked CY 17-21 BALLARD COUNTY

Circuit Court Release Decision (Bond) Percentage by Year of Case Booking



Number of Circuit Court Cases and Release Outcome for Financial and Non-Financial Bonds  
(Excludes Administrative Release, Release Not Offered, and No Judicial Presentation)



\* Data provided from the Pretrial Information Management System.

\* A single release bond may apply to multiple cases.

\* A single case may have multiple different bonds set over time. Only the most recent release bond is reported for each case.



**ADMINISTRATIVE OFFICE OF THE COURTS  
Research and Statistics**

19\_PINS8007

**Circuit Court Cases Booked CY 17-21 BALLARD COUNTY**

Circuit Court Release Decision and Release Outcome by Year of Case Booking

Year of Date Booked	Release Outcome	Release Decision			Grand Total	
		Administrative Release	Non-Financial	Financial		No Judicial Presentation
2017	Non-Financial Release		3		3	
	Financial Release			42	42	
	Indictment Summons			21	21	
	Detained Until Disposition			59	1	60
	<b>Total</b>		<b>3</b>	<b>122</b>	<b>1</b>	<b>126</b>
2018	Non-Financial Release		9		9	
	Financial Release			44	44	
	Indictment Summons		1	31	32	
	Detained Until Disposition			71		71
	<b>Total</b>		<b>10</b>	<b>146</b>		<b>156</b>
2019	Non-Financial Release		10		10	
	Financial Release			66	66	
	Indictment Summons		3	68	71	
	Detained Until Disposition			96		96
	<b>Total</b>		<b>13</b>	<b>230</b>		<b>243</b>
2020	Administrative Release	3			3	
	Non-Financial Release		17		17	
	Financial Release			42	42	
	Indictment Summons		19	28	47	
	Detained Until Disposition	1	1	61	63	
	<b>Total</b>	<b>4</b>	<b>37</b>	<b>131</b>		<b>172</b>
2021	Administrative Release	6			6	
	Non-Financial Release		9		9	
	Financial Release			46	46	
	Indictment Summons			6	6	
	Detained Until Disposition	1		48	1	50
	In Custody			6		6
	<b>Total</b>	<b>7</b>	<b>9</b>	<b>106</b>	<b>1</b>	<b>123</b>

\* Data provided from the Pretrial Information Management System.

\* A single release bond may apply to multiple cases.

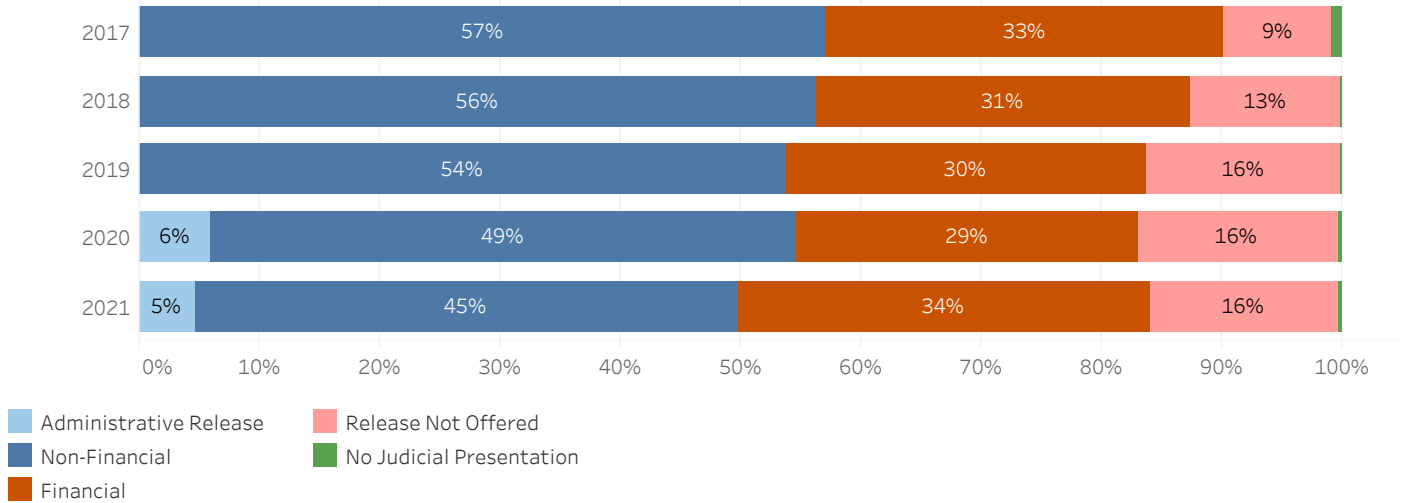
\* A single case may have multiple different bonds set over time. Only the most recent release bond is reported for each case.



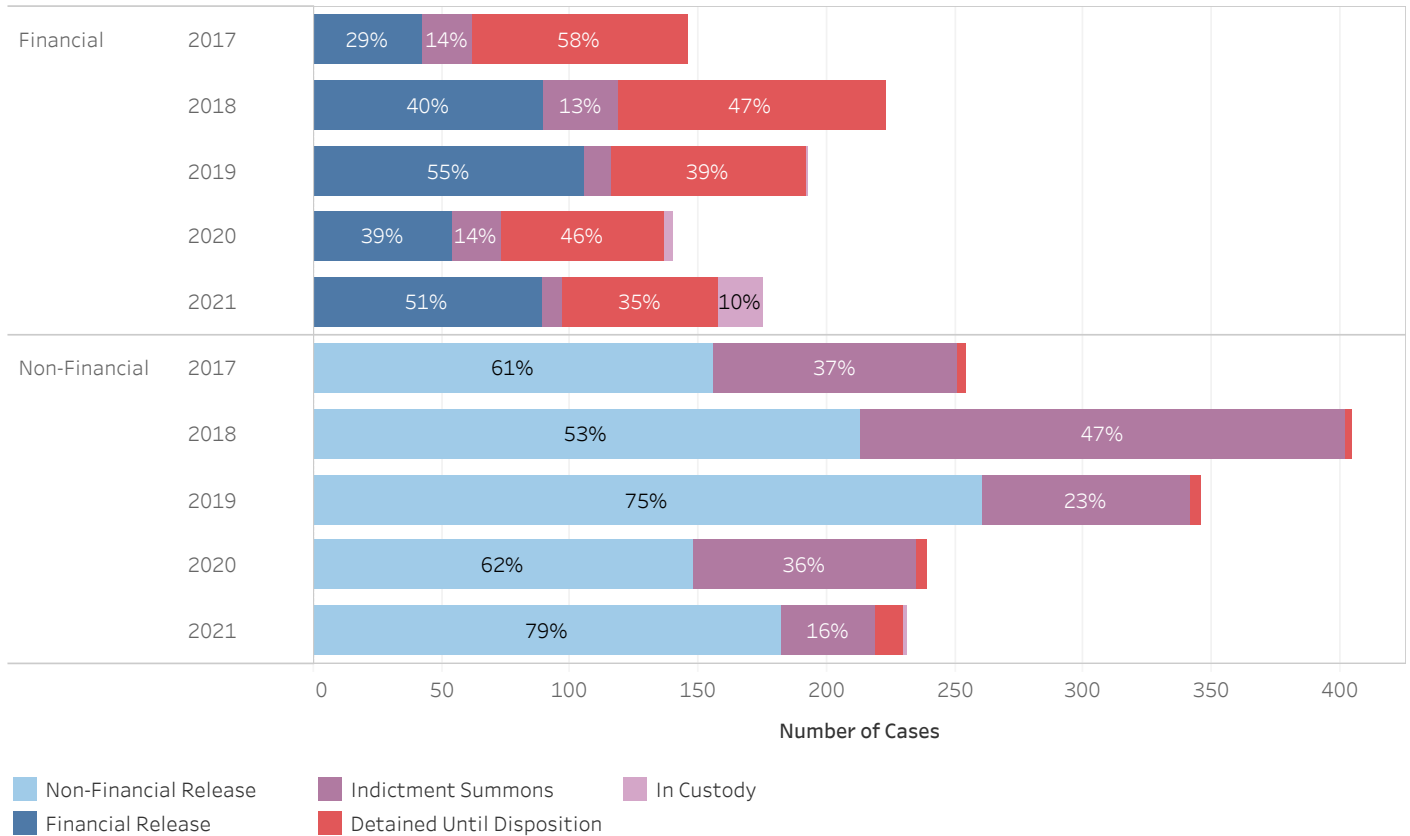
ADMINISTRATIVE OFFICE OF THE COURTS  
Research and Statistics

Circuit Court Cases Booked CY 17-21 BARREN COUNTY

Circuit Court Release Decision (Bond) Percentage by Year of Case Booking



Number of Circuit Court Cases and Release Outcome for Financial and Non-Financial Bonds  
(Excludes Administrative Release, Release Not Offered, and No Judicial Presentation)



\* Data provided from the Pretrial Information Management System.

\* A single release bond may apply to multiple cases.

\* A single case may have multiple different bonds set over time. Only the most recent release bond is reported for each case.



**ADMINISTRATIVE OFFICE OF THE COURTS  
Research and Statistics**

19\_PINS8007

**Circuit Court Cases Booked CY 17-21 BARREN COUNTY**

Circuit Court Release Decision and Release Outcome by Year of Case Booking

Year of Date Booked	Release Outcome	Release Decision					Grand Total
		Administrative Release	Non-Financial	Financial	Release Not Offered	No Judicial Presentation	
2017	Non-Financial Release		156				156
	Financial Release			42			42
	Indictment Summons		95	20			115
	Detained Until Disposition		3	84	40	4	131
	<b>Total</b>		<b>254</b>	<b>146</b>	<b>40</b>	<b>4</b>	<b>444</b>
2018	Non-Financial Release		213				213
	Financial Release			90			90
	Indictment Summons		189	29			218
	Detained Until Disposition		3	104	90	1	198
	<b>Total</b>		<b>405</b>	<b>223</b>	<b>90</b>	<b>1</b>	<b>719</b>
2019	Non-Financial Release		261				261
	Financial Release			106			106
	Indictment Summons		81	10			91
	Detained Until Disposition		4	76	104	1	185
	In Custody			1			1
	<b>Total</b>		<b>346</b>	<b>193</b>	<b>104</b>	<b>1</b>	<b>644</b>
2020	Administrative Release	23					23
	Non-Financial Release		148				148
	Financial Release			54			54
	Indictment Summons		87	19			106
	Detained Until Disposition	6	4	64	80	2	156
	In Custody			3	1		4
	<b>Total</b>	<b>29</b>	<b>239</b>	<b>140</b>	<b>81</b>	<b>2</b>	<b>491</b>
2021	Administrative Release	16					16
	Non-Financial Release		182				182
	Financial Release			89			89
	Indictment Summons		37	8			45
	Detained Until Disposition	8	11	61	69	2	151
	In Custody		1	17	11		29
	<b>Total</b>	<b>24</b>	<b>231</b>	<b>175</b>	<b>80</b>	<b>2</b>	<b>512</b>

\* Data provided from the Pretrial Information Management System.

\* A single release bond may apply to multiple cases.

\* A single case may have multiple different bonds set over time. Only the most recent release bond is reported for each case.

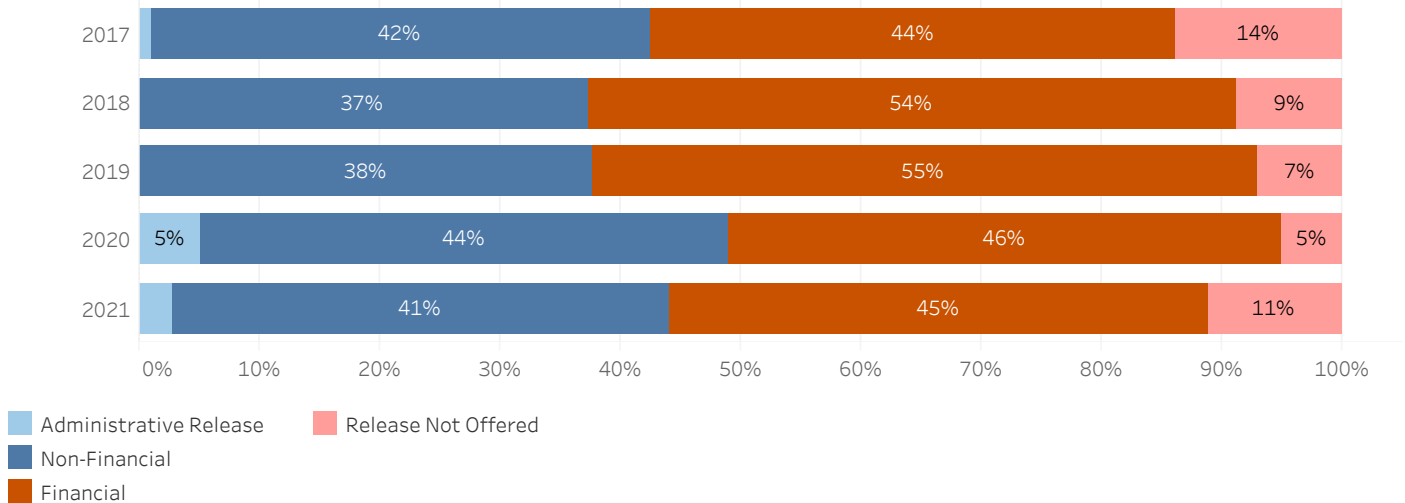


ADMINISTRATIVE OFFICE OF THE COURTS  
Research and Statistics

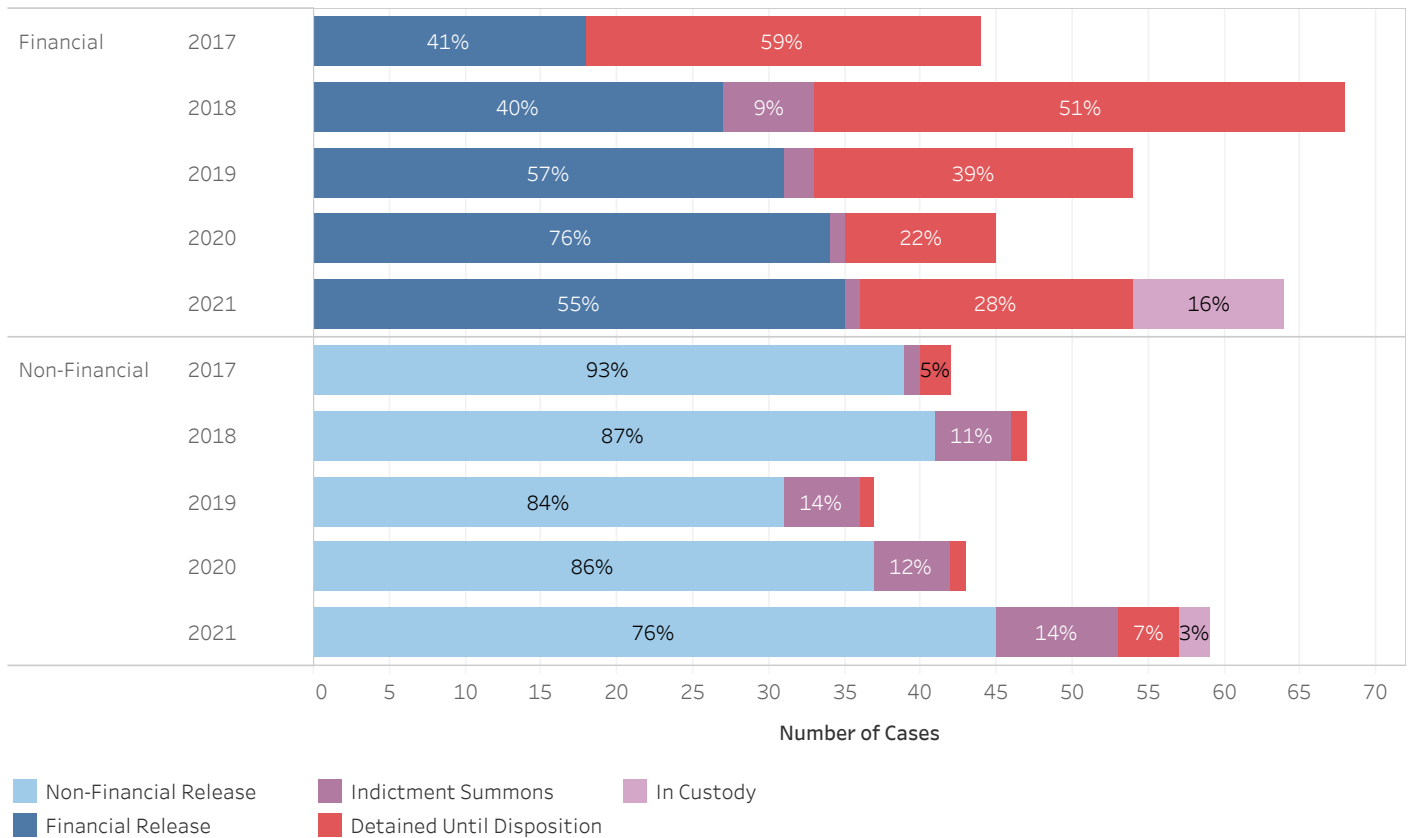
19\_PINS8007

Circuit Court Cases Booked CY 17-21 BATH COUNTY

Circuit Court Release Decision (Bond) Percentage by Year of Case Booking



Number of Circuit Court Cases and Release Outcome for Financial and Non-Financial Bonds  
(Excludes Administrative Release, Release Not Offered, and No Judicial Presentation)



\* Data provided from the Pretrial Information Management System.

\* A single release bond may apply to multiple cases.

\* A single case may have multiple different bonds set over time. Only the most recent release bond is reported for each case.





**ADMINISTRATIVE OFFICE OF THE COURTS  
Research and Statistics**

19\_PINS8007

**Circuit Court Cases Booked CY 17-21 BATH COUNTY**

Circuit Court Release Decision and Release Outcome by Year of Case Booking

Year of Date Booked	Release Outcome	Release Decision			Release Not Offered	Grand Total
		Administrative Release	Non-Financial	Financial		
2017	Administrative Release	1				1
	Non-Financial Release		39			39
	Financial Release			18		18
	Indictment Summons		1			1
	Detained Until Disposition		2	26	14	42
	<b>Total</b>		<b>1</b>	<b>42</b>	<b>44</b>	<b>14</b>
2018	Non-Financial Release		41			41
	Financial Release			27		27
	Indictment Summons		5	6		11
	Detained Until Disposition		1	35	11	47
	<b>Total</b>		<b>47</b>	<b>68</b>	<b>11</b>	<b>126</b>
2019	Non-Financial Release		31			31
	Financial Release			31		31
	Indictment Summons		5	2		7
	Detained Until Disposition		1	21	7	29
	<b>Total</b>		<b>37</b>	<b>54</b>	<b>7</b>	<b>98</b>
2020	Administrative Release	5				5
	Non-Financial Release		37			37
	Financial Release			34		34
	Indictment Summons		5	1		6
	Detained Until Disposition		1	10	5	16
	<b>Total</b>	<b>5</b>	<b>43</b>	<b>45</b>	<b>5</b>	<b>98</b>
2021	Administrative Release	4				4
	Non-Financial Release		45			45
	Financial Release			35		35
	Indictment Summons		8	1		9
	Detained Until Disposition		4	18	13	35
	In Custody		2	10	3	15
	<b>Total</b>	<b>4</b>	<b>59</b>	<b>64</b>	<b>16</b>	<b>143</b>

\* Data provided from the Pretrial Information Management System.

\* A single release bond may apply to multiple cases.

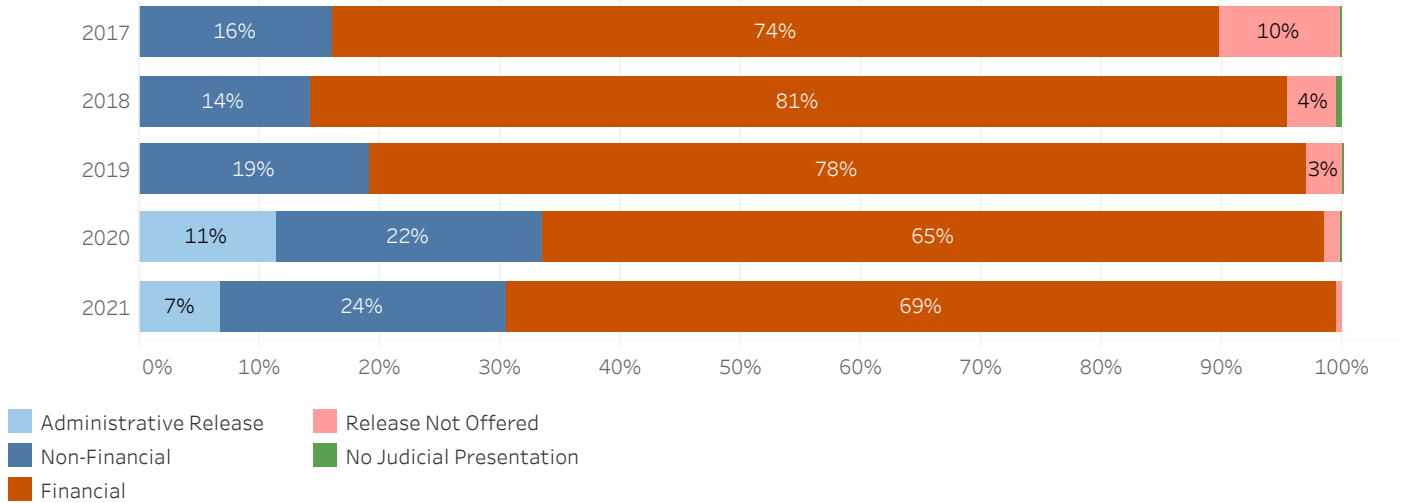
\* A single case may have multiple different bonds set over time. Only the most recent release bond is reported for each case.



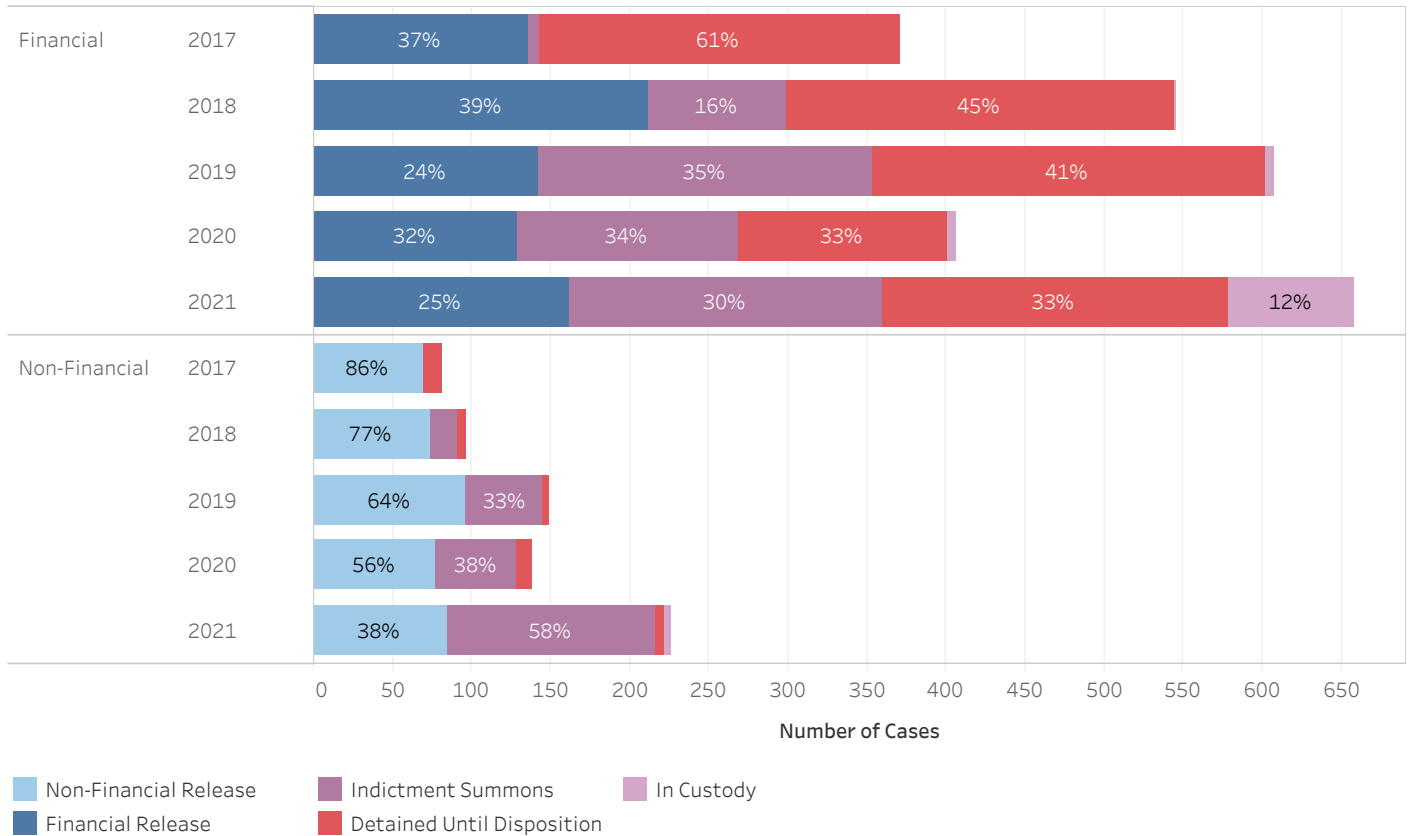
ADMINISTRATIVE OFFICE OF THE COURTS  
Research and Statistics

Circuit Court Cases Booked CY 17-21 BELL COUNTY

Circuit Court Release Decision (Bond) Percentage by Year of Case Booking



Number of Circuit Court Cases and Release Outcome for Financial and Non-Financial Bonds  
(Excludes Administrative Release, Release Not Offered, and No Judicial Presentation)



\* Data provided from the Pretrial Information Management System.

\* A single release bond may apply to multiple cases.

\* A single case may have multiple different bonds set over time. Only the most recent release bond is reported for each case.



**ADMINISTRATIVE OFFICE OF THE COURTS  
Research and Statistics**

19\_PINS8007

**Circuit Court Cases Booked CY 17-21 BELL COUNTY**

Circuit Court Release Decision and Release Outcome by Year of Case Booking

Year of Date Booked	Release Outcome	Release Decision					Grand Total
		Administrative Release	Non-Financial	Financial	Release Not Offered	No Judicial Presentation	
2017	Non-Financial Release		70				70
	Financial Release			136			136
	Indictment Summons			7			7
	Detained Until Disposition		11	228	50	1	290
	<b>Total</b>		<b>81</b>	<b>371</b>	<b>50</b>	<b>1</b>	<b>503</b>
2018	Non-Financial Release		74				74
	Financial Release			212			212
	Indictment Summons		17	87			104
	Detained Until Disposition		5	245	28	3	281
	In Custody			1			1
	<b>Total</b>		<b>96</b>	<b>545</b>	<b>28</b>	<b>3</b>	<b>672</b>
2019	Non-Financial Release		96				96
	Financial Release			143			143
	Indictment Summons		49	211			260
	Detained Until Disposition		4	248	23	1	276
	In Custody			5			5
	<b>Total</b>		<b>149</b>	<b>607</b>	<b>23</b>	<b>1</b>	<b>780</b>
2020	Administrative Release	27					27
	Non-Financial Release		77				77
	Financial Release			129			129
	Indictment Summons		52	140			192
	Detained Until Disposition	44	9	132	8	1	194
	In Custody			5			5
	<b>Total</b>	<b>71</b>	<b>138</b>	<b>406</b>	<b>8</b>	<b>1</b>	<b>624</b>
2021	Administrative Release	26					26
	Non-Financial Release		85				85
	Financial Release			162			162
	Indictment Summons		131	198			329
	Detained Until Disposition	39	6	218	5		268
	In Custody		4	80			84
	<b>Total</b>	<b>65</b>	<b>226</b>	<b>658</b>	<b>5</b>		<b>954</b>

\* Data provided from the Pretrial Information Management System.

\* A single release bond may apply to multiple cases.

\* A single case may have multiple different bonds set over time. Only the most recent release bond is reported for each case.

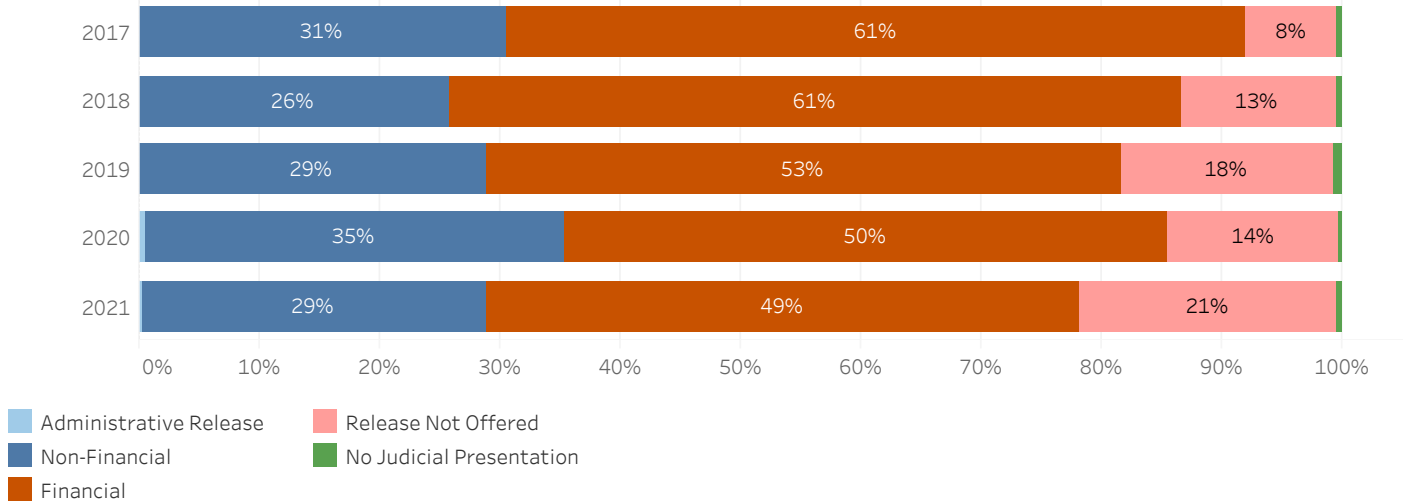


ADMINISTRATIVE OFFICE OF THE COURTS  
Research and Statistics

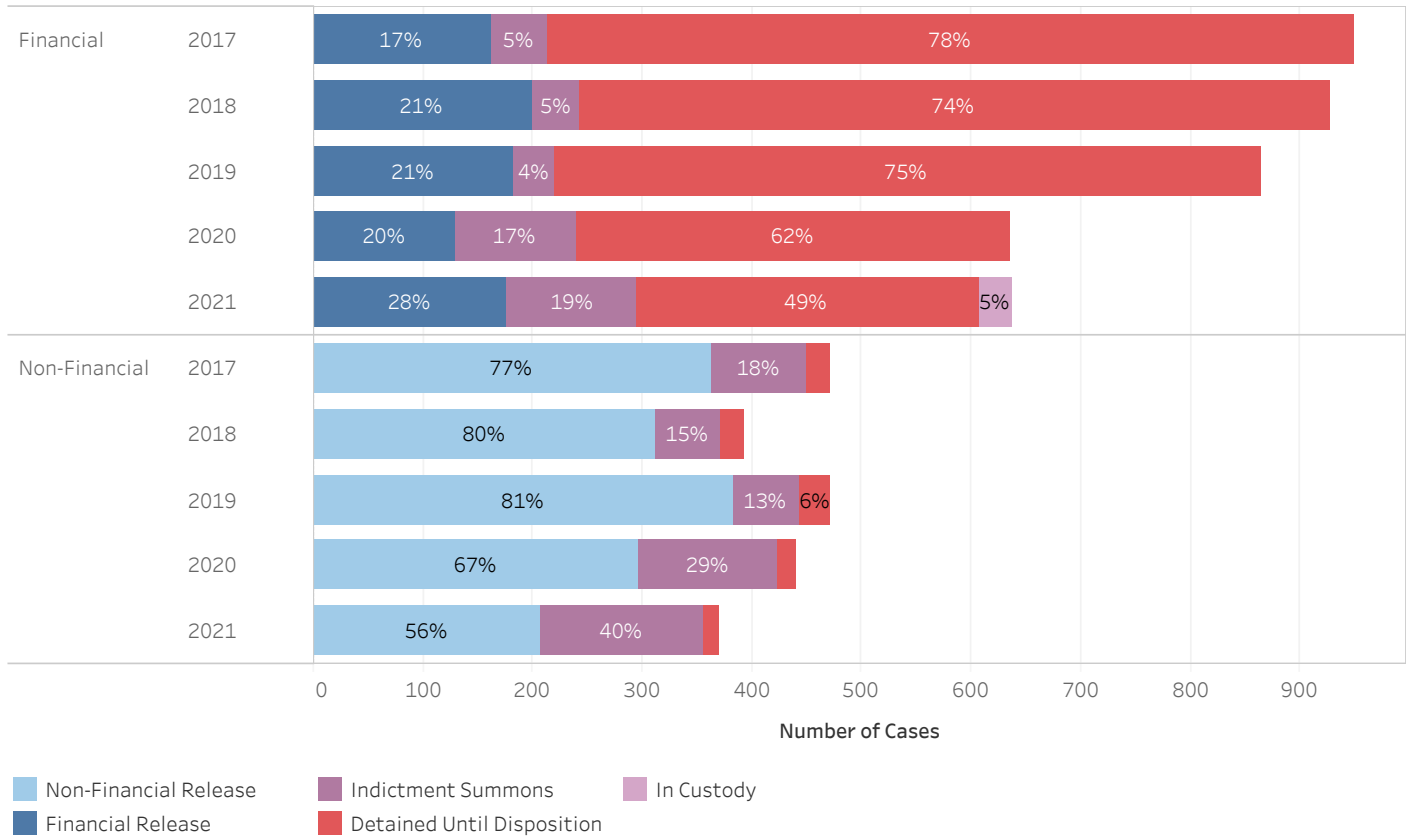
19\_PINS8007

Circuit Court Cases Booked CY 17-21 BOONE COUNTY

Circuit Court Release Decision (Bond) Percentage by Year of Case Booking



Number of Circuit Court Cases and Release Outcome for Financial and Non-Financial Bonds  
(Excludes Administrative Release, Release Not Offered, and No Judicial Presentation)



\* Data provided from the Pretrial Information Management System.

\* A single release bond may apply to multiple cases.

\* A single case may have multiple different bonds set over time. Only the most recent release bond is reported for each case.



**ADMINISTRATIVE OFFICE OF THE COURTS  
Research and Statistics**

19\_PINS8007

**Circuit Court Cases Booked CY 17-21 BOONE COUNTY**

Circuit Court Release Decision and Release Outcome by Year of Case Booking

Year of Date Booked	Release Outcome	Release Decision					Grand Total
		Administrative Release	Non-Financial	Financial	Release Not Offered	No Judicial Presentation	
2017	Non-Financial Release		363				363
	Financial Release			163			163
	Indictment Summons		87	50			137
	Detained Until Disposition		22	736	117	7	882
	<b>Total</b>		<b>472</b>	<b>949</b>	<b>117</b>	<b>7</b>	<b>1,545</b>
2018	Non-Financial Release		313				313
	Financial Release			199			199
	Indictment Summons		58	43			101
	Detained Until Disposition		22	685	196	8	911
	<b>Total</b>		<b>393</b>	<b>927</b>	<b>196</b>	<b>8</b>	<b>1,524</b>
2019	Administrative Release	1					1
	Non-Financial Release		384				384
	Financial Release			182			182
	Indictment Summons		60	37			97
	Detained Until Disposition		28	645	289	13	975
	<b>Total</b>	<b>1</b>	<b>472</b>	<b>864</b>	<b>289</b>	<b>13</b>	<b>1,639</b>
2020	Administrative Release	8					8
	Non-Financial Release		297				297
	Financial Release			130			130
	Indictment Summons		126	109			235
	Detained Until Disposition		18	397	181	4	600
	In Custody				1		1
<b>Total</b>	<b>8</b>	<b>441</b>	<b>636</b>	<b>182</b>	<b>4</b>	<b>1,271</b>	
2021	Administrative Release	3					3
	Non-Financial Release		207				207
	Financial Release			176			176
	Indictment Summons		149	120			269
	Detained Until Disposition		13	311	276	7	607
	In Custody			30			30
<b>Total</b>	<b>3</b>	<b>369</b>	<b>637</b>	<b>276</b>	<b>7</b>	<b>1,292</b>	

\* Data provided from the Pretrial Information Management System.

\* A single release bond may apply to multiple cases.

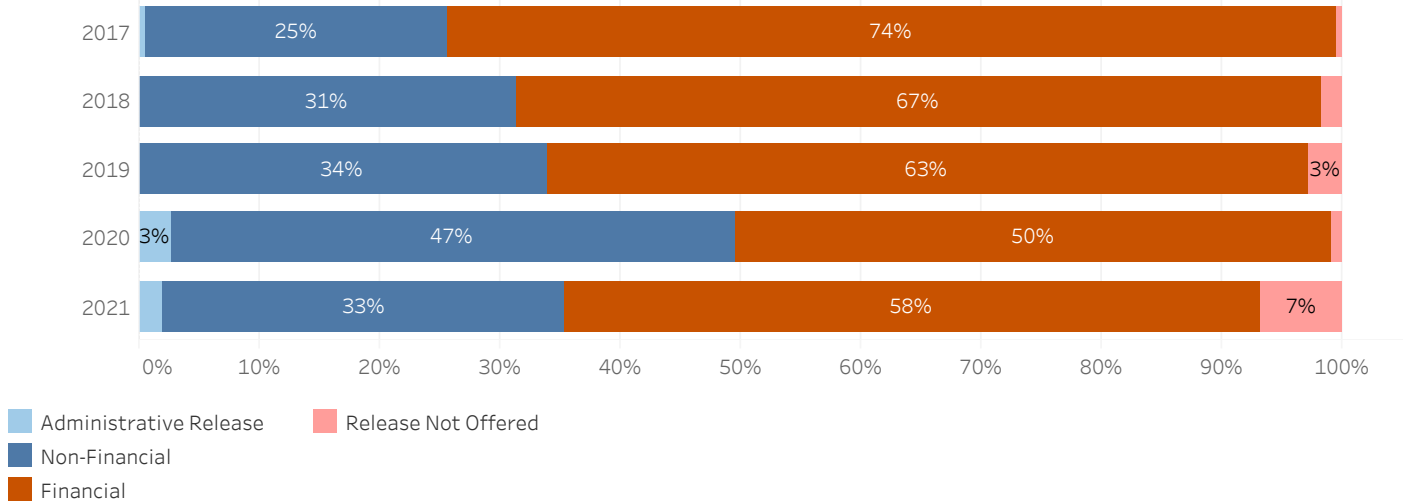
\* A single case may have multiple different bonds set over time. Only the most recent release bond is reported for each case.



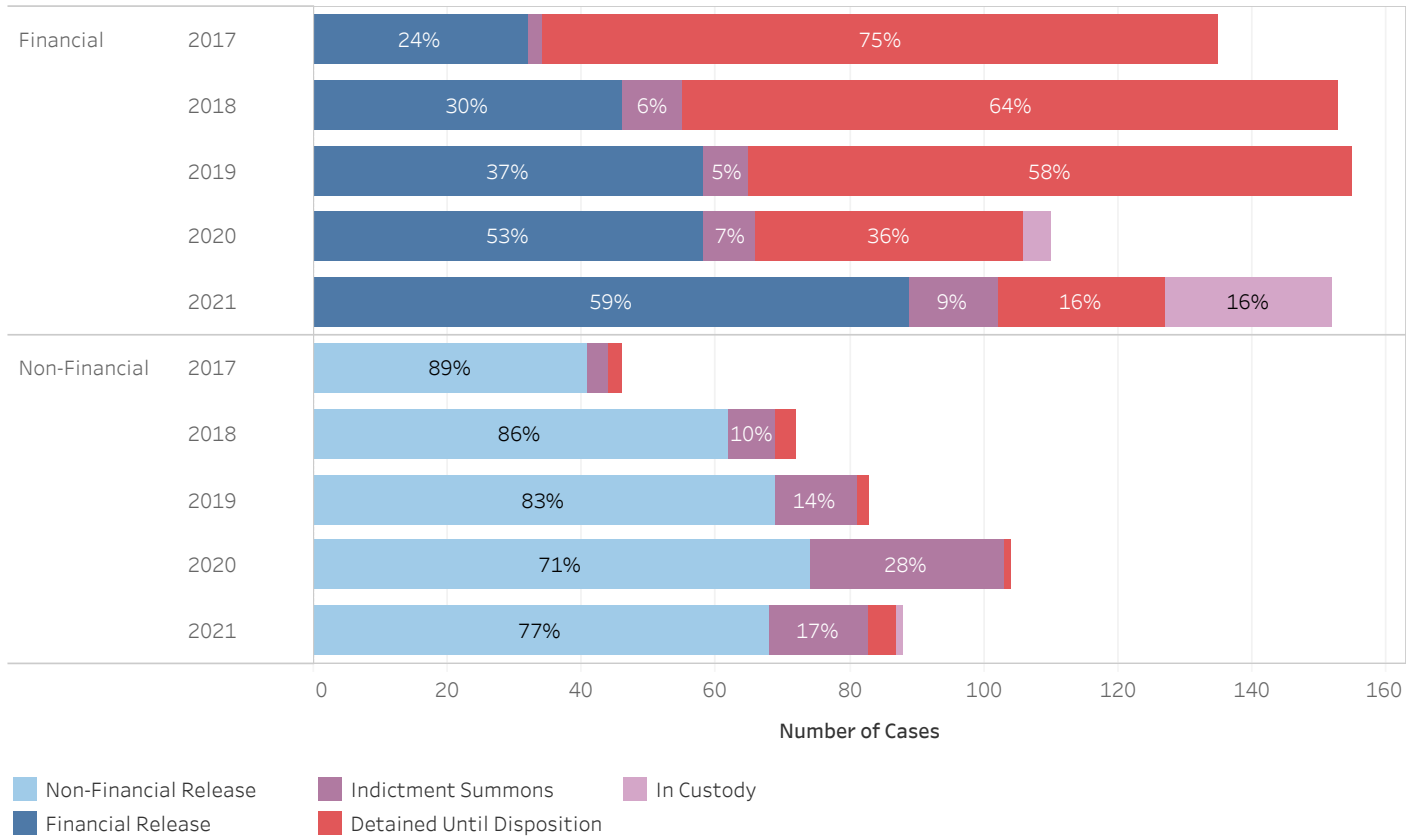
ADMINISTRATIVE OFFICE OF THE COURTS  
Research and Statistics

Circuit Court Cases Booked CY 17-21 BOURBON COUNTY

Circuit Court Release Decision (Bond) Percentage by Year of Case Booking



Number of Circuit Court Cases and Release Outcome for Financial and Non-Financial Bonds  
(Excludes Administrative Release, Release Not Offered, and No Judicial Presentation)



\* Data provided from the Pretrial Information Management System.

\* A single release bond may apply to multiple cases.

\* A single case may have multiple different bonds set over time. Only the most recent release bond is reported for each case.



**ADMINISTRATIVE OFFICE OF THE COURTS  
Research and Statistics**

19\_PINS8007

**Circuit Court Cases Booked CY 17-21 BOURBON COUNTY**

Circuit Court Release Decision and Release Outcome by Year of Case Booking

Year of Date Booked	Release Outcome	Release Decision			Release Not Offered	Grand Total
		Administrative Release	Non-Financial	Financial		
2017	Administrative Release	1				1
	Non-Financial Release		41			41
	Financial Release			32		32
	Indictment Summons		3	2		5
	Detained Until Disposition		2	101	1	104
	<b>Total</b>		<b>1</b>	<b>46</b>	<b>135</b>	<b>1</b>
2018	Non-Financial Release		62			62
	Financial Release			46		46
	Indictment Summons		7	9		16
	Detained Until Disposition		3	98	4	105
	<b>Total</b>		<b>72</b>	<b>153</b>	<b>4</b>	<b>229</b>
2019	Non-Financial Release		69			69
	Financial Release			58		58
	Indictment Summons		12	7		19
	Detained Until Disposition		2	90	7	99
	<b>Total</b>		<b>83</b>	<b>155</b>	<b>7</b>	<b>245</b>
2020	Administrative Release	6				6
	Non-Financial Release		74			74
	Financial Release			58		58
	Indictment Summons		29	8		37
	Detained Until Disposition		1	40	2	43
	In Custody			4		4
<b>Total</b>		<b>6</b>	<b>104</b>	<b>110</b>	<b>2</b>	<b>222</b>
2021	Administrative Release	5				5
	Non-Financial Release		68			68
	Financial Release			89		89
	Indictment Summons		15	13		28
	Detained Until Disposition		4	25	16	45
	In Custody		1	25	2	28
<b>Total</b>		<b>5</b>	<b>88</b>	<b>152</b>	<b>18</b>	<b>263</b>

\* Data provided from the Pretrial Information Management System.

\* A single release bond may apply to multiple cases.

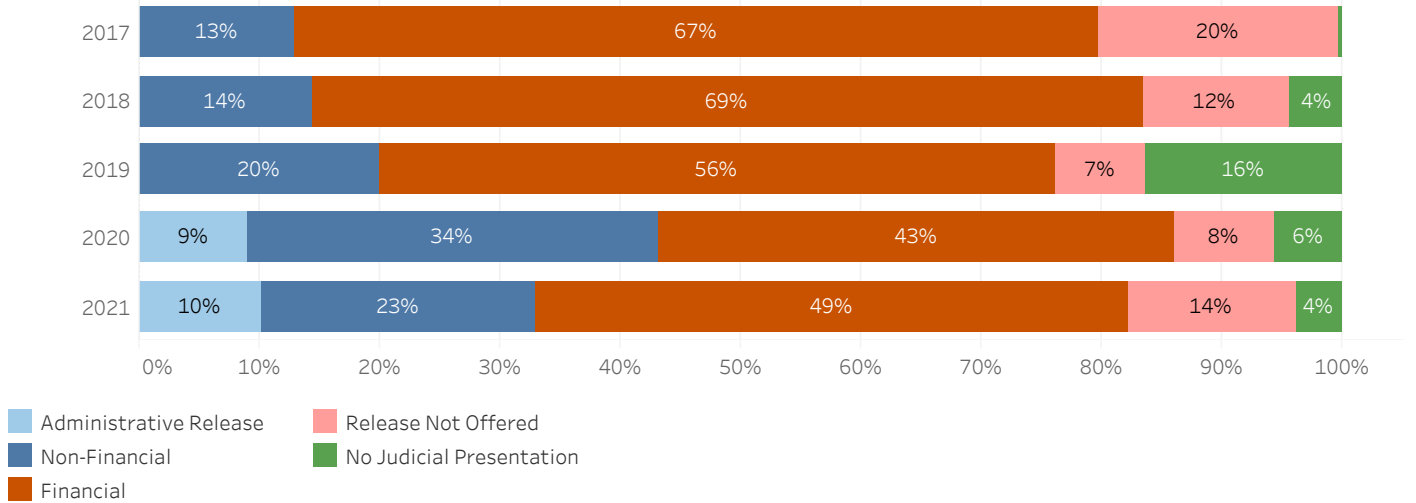
\* A single case may have multiple different bonds set over time. Only the most recent release bond is reported for each case.



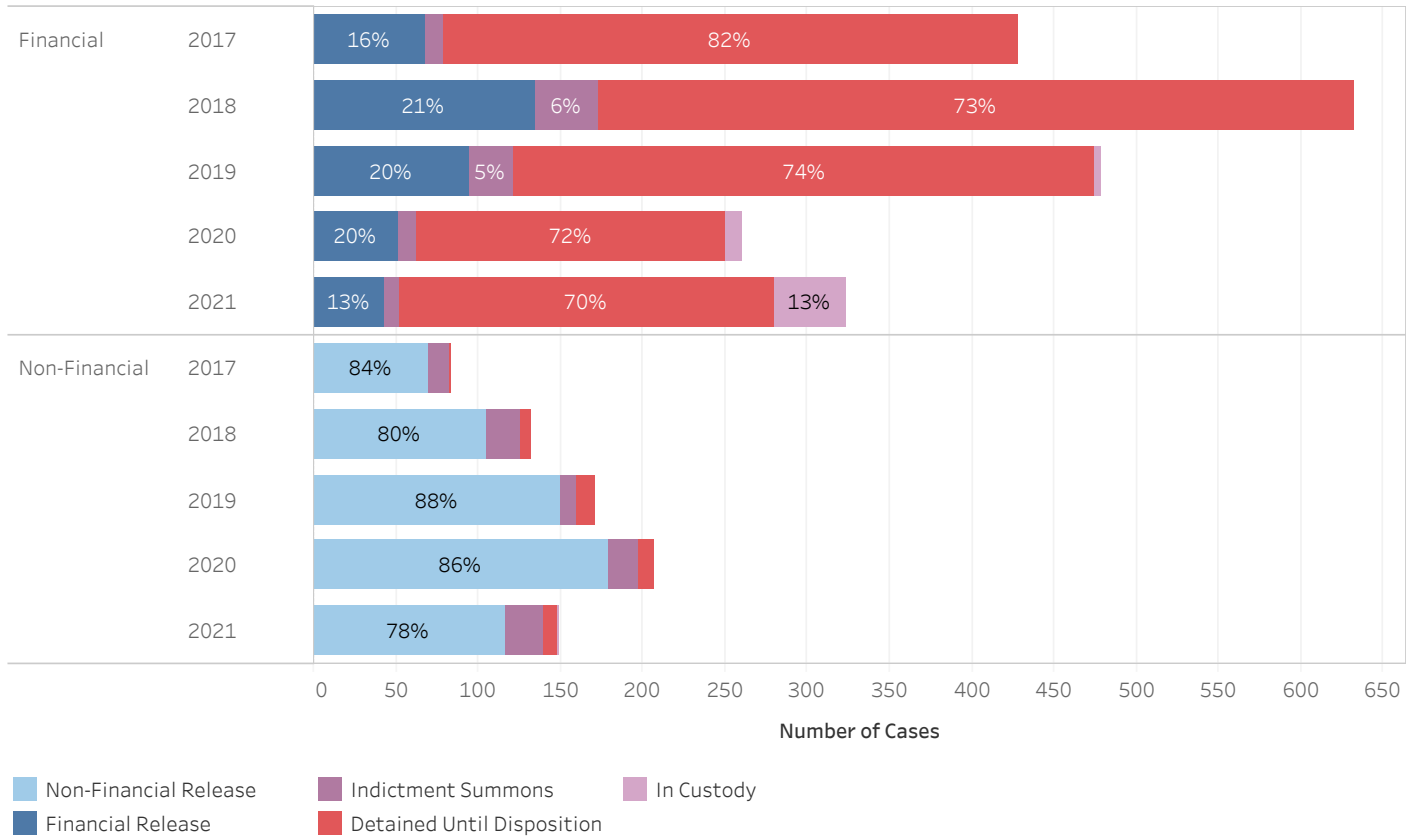
ADMINISTRATIVE OFFICE OF THE COURTS  
Research and Statistics

Circuit Court Cases Booked CY 17-21 BOYD COUNTY

Circuit Court Release Decision (Bond) Percentage by Year of Case Booking



Number of Circuit Court Cases and Release Outcome for Financial and Non-Financial Bonds  
(Excludes Administrative Release, Release Not Offered, and No Judicial Presentation)



\* Data provided from the Pretrial Information Management System.

\* A single release bond may apply to multiple cases.

\* A single case may have multiple different bonds set over time. Only the most recent release bond is reported for each case.





**ADMINISTRATIVE OFFICE OF THE COURTS  
Research and Statistics**

19\_PINS8007

**Circuit Court Cases Booked CY 17-21 BOYD COUNTY**

Circuit Court Release Decision and Release Outcome by Year of Case Booking

Year of Date Booked	Release Outcome	Release Decision					Grand Total
		Administrative Release	Non-Financial	Financial	Release Not Offered	No Judicial Presentation	
2017	Non-Financial Release		70				70
	Financial Release			68			68
	Indictment Summons		12	11			23
	Detained Until Disposition		1	349	129	2	481
	<b>Total</b>		<b>83</b>	<b>428</b>	<b>129</b>	<b>2</b>	<b>642</b>
2018	Non-Financial Release		105				105
	Financial Release			135			135
	Indictment Summons		21	38			59
	Detained Until Disposition		6	459	110	41	616
	<b>Total</b>		<b>132</b>	<b>632</b>	<b>110</b>	<b>41</b>	<b>915</b>
2019	Non-Financial Release		150				150
	Financial Release			95			95
	Indictment Summons		10	26			36
	Detained Until Disposition		11	354	63	140	568
	In Custody			4			4
	<b>Total</b>		<b>171</b>	<b>479</b>	<b>63</b>	<b>140</b>	<b>853</b>
2020	Administrative Release	41					41
	Non-Financial Release		179				179
	Financial Release			51			51
	Indictment Summons		19	12			31
	Detained Until Disposition	14	9	187	49	35	294
	In Custody			10	1		11
<b>Total</b>	<b>55</b>	<b>207</b>	<b>260</b>	<b>50</b>	<b>35</b>	<b>607</b>	
2021	Administrative Release	61					61
	Non-Financial Release		116				116
	Financial Release			43			43
	Indictment Summons		24	10			34
	Detained Until Disposition	5	8	227	91	25	356
	In Custody		1	43			44
<b>Total</b>	<b>66</b>	<b>149</b>	<b>323</b>	<b>91</b>	<b>25</b>	<b>654</b>	

\* Data provided from the Pretrial Information Management System.

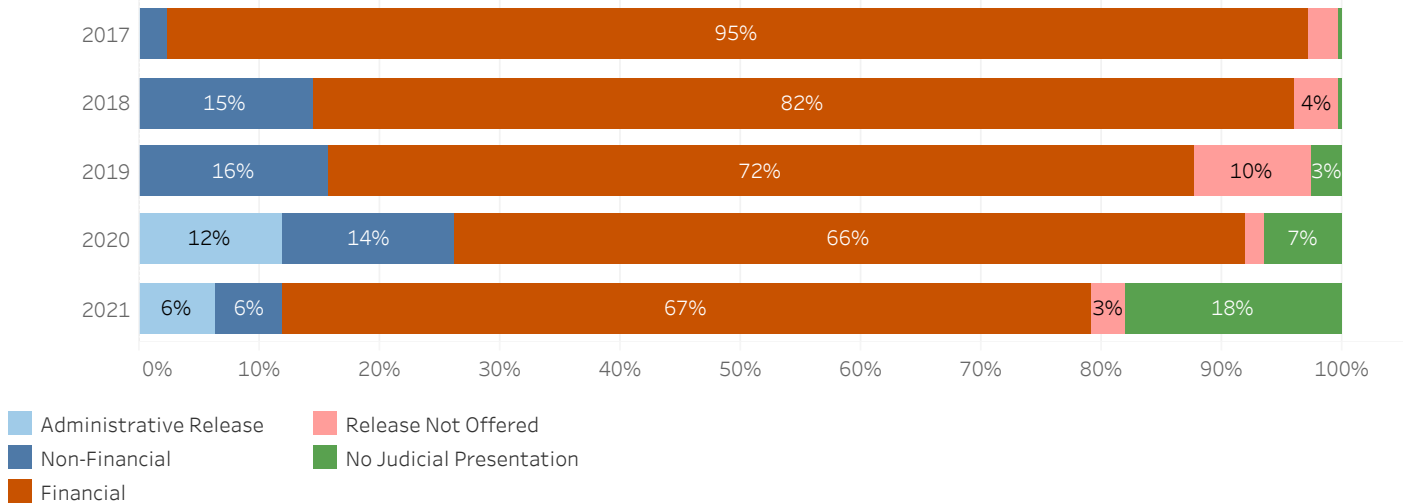
\* A single release bond may apply to multiple cases.

\* A single case may have multiple different bonds set over time. Only the most recent release bond is reported for each case.

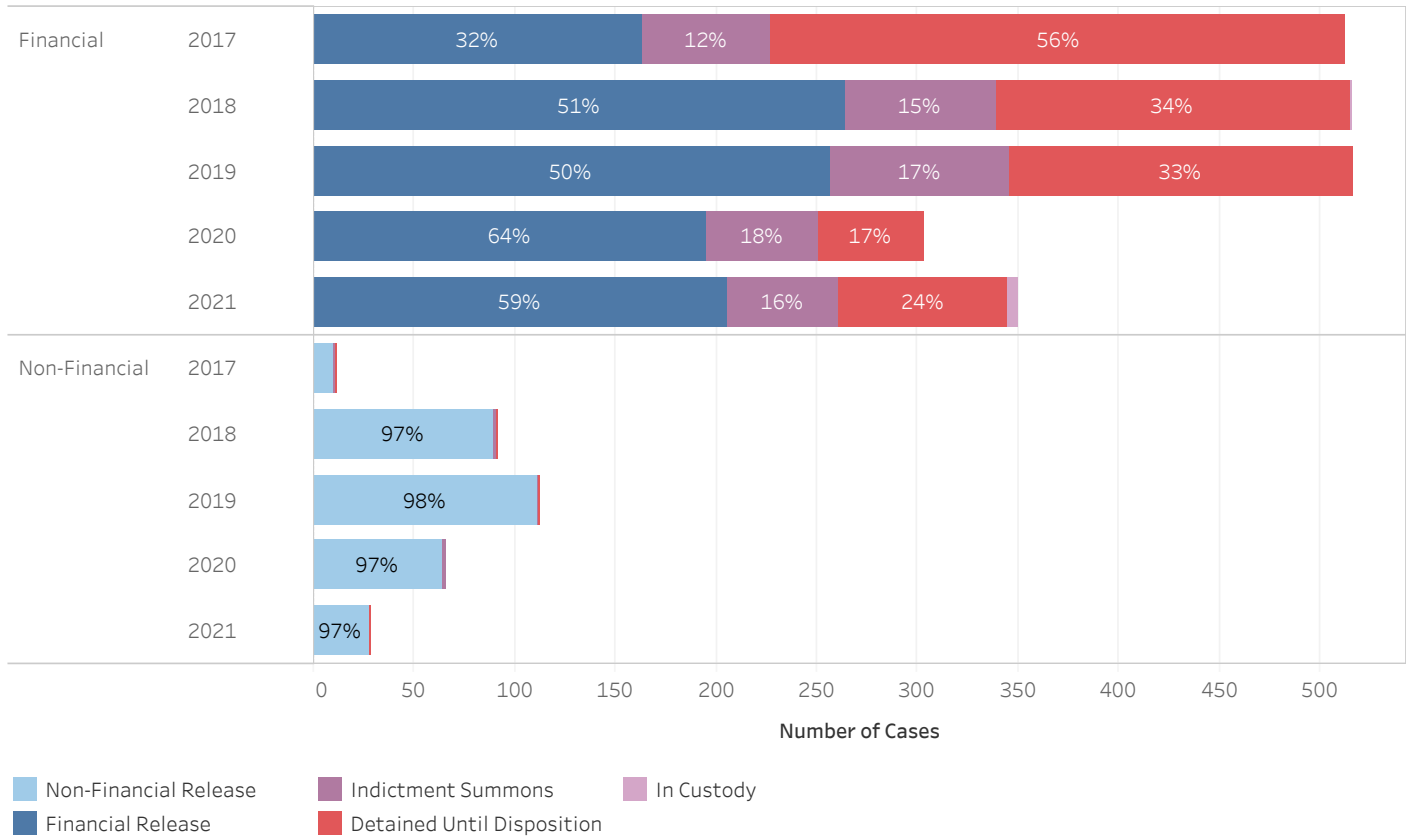


Circuit Court Cases Booked CY 17-21 BOYLE COUNTY

Circuit Court Release Decision (Bond) Percentage by Year of Case Booking



Number of Circuit Court Cases and Release Outcome for Financial and Non-Financial Bonds  
(Excludes Administrative Release, Release Not Offered, and No Judicial Presentation)



\* Data provided from the Pretrial Information Management System.

\* A single release bond may apply to multiple cases.

\* A single case may have multiple different bonds set over time. Only the most recent release bond is reported for each case.



**ADMINISTRATIVE OFFICE OF THE COURTS**  
**Research and Statistics**

19\_PINS8007

**Circuit Court Cases Booked CY 17-21 BOYLE COUNTY**

Circuit Court Release Decision and Release Outcome by Year of Case Booking

Year of Date Booked	Release Outcome	Release Decision					Grand Total
		Administrative Release	Non-Financial	Financial	Release Not Offered	No Judicial Presentation	
2017	Administrative Release	1					1
	Non-Financial Release		10				10
	Financial Release			163			163
	Indictment Summons		1	64			65
	Detained Until Disposition		1	286	14	2	303
	<b>Total</b>		<b>1</b>	<b>12</b>	<b>513</b>	<b>14</b>	<b>2</b>
2018	Non-Financial Release		89				89
	Financial Release			264			264
	Indictment Summons		2	75			77
	Detained Until Disposition		1	176	23	2	202
	In Custody			1			1
	<b>Total</b>			<b>92</b>	<b>516</b>	<b>23</b>	<b>2</b>
2019	Non-Financial Release		111				111
	Financial Release			257			257
	Indictment Summons		1	89			90
	Detained Until Disposition		1	171	70	19	261
	<b>Total</b>			<b>113</b>	<b>517</b>	<b>70</b>	<b>19</b>
2020	Administrative Release	55					55
	Non-Financial Release		64				64
	Financial Release			195			195
	Indictment Summons		2	56			58
	Detained Until Disposition			52	7	30	89
	<b>Total</b>	<b>55</b>	<b>66</b>	<b>303</b>	<b>7</b>	<b>30</b>	<b>461</b>
2021	Administrative Release	30					30
	Non-Financial Release		28				28
	Financial Release			205			205
	Indictment Summons			56			56
	Detained Until Disposition	3	1	84	15	78	181
	In Custody			5		16	21
	<b>Total</b>	<b>33</b>	<b>29</b>	<b>350</b>	<b>15</b>	<b>94</b>	<b>521</b>

\* Data provided from the Pretrial Information Management System.

\* A single release bond may apply to multiple cases.

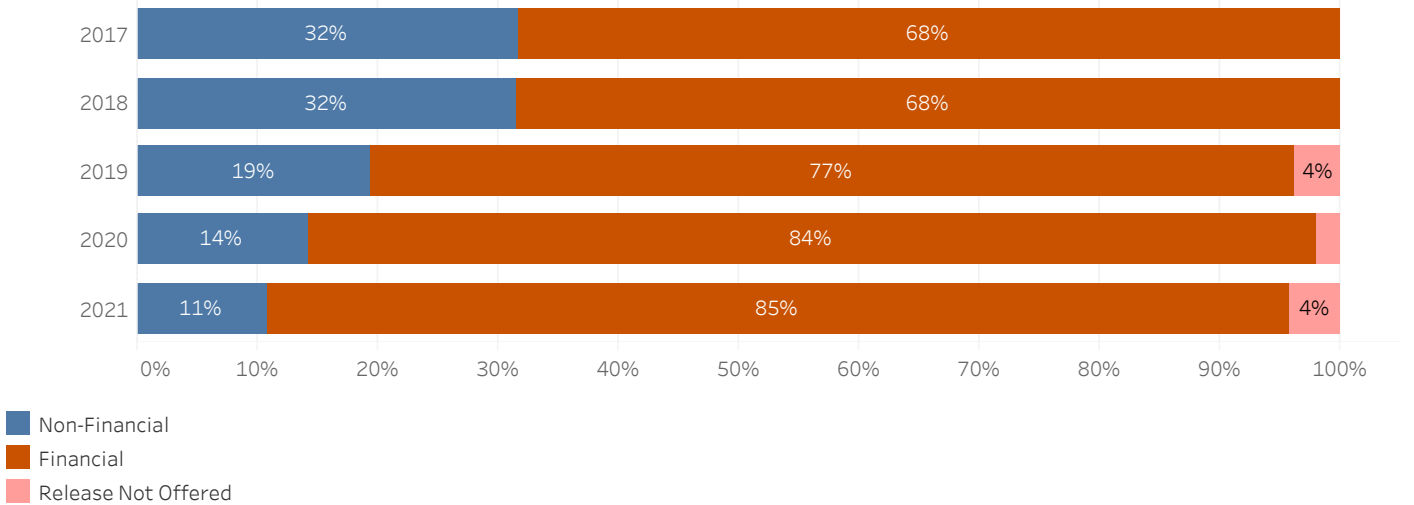
\* A single case may have multiple different bonds set over time. Only the most recent release bond is reported for each case.



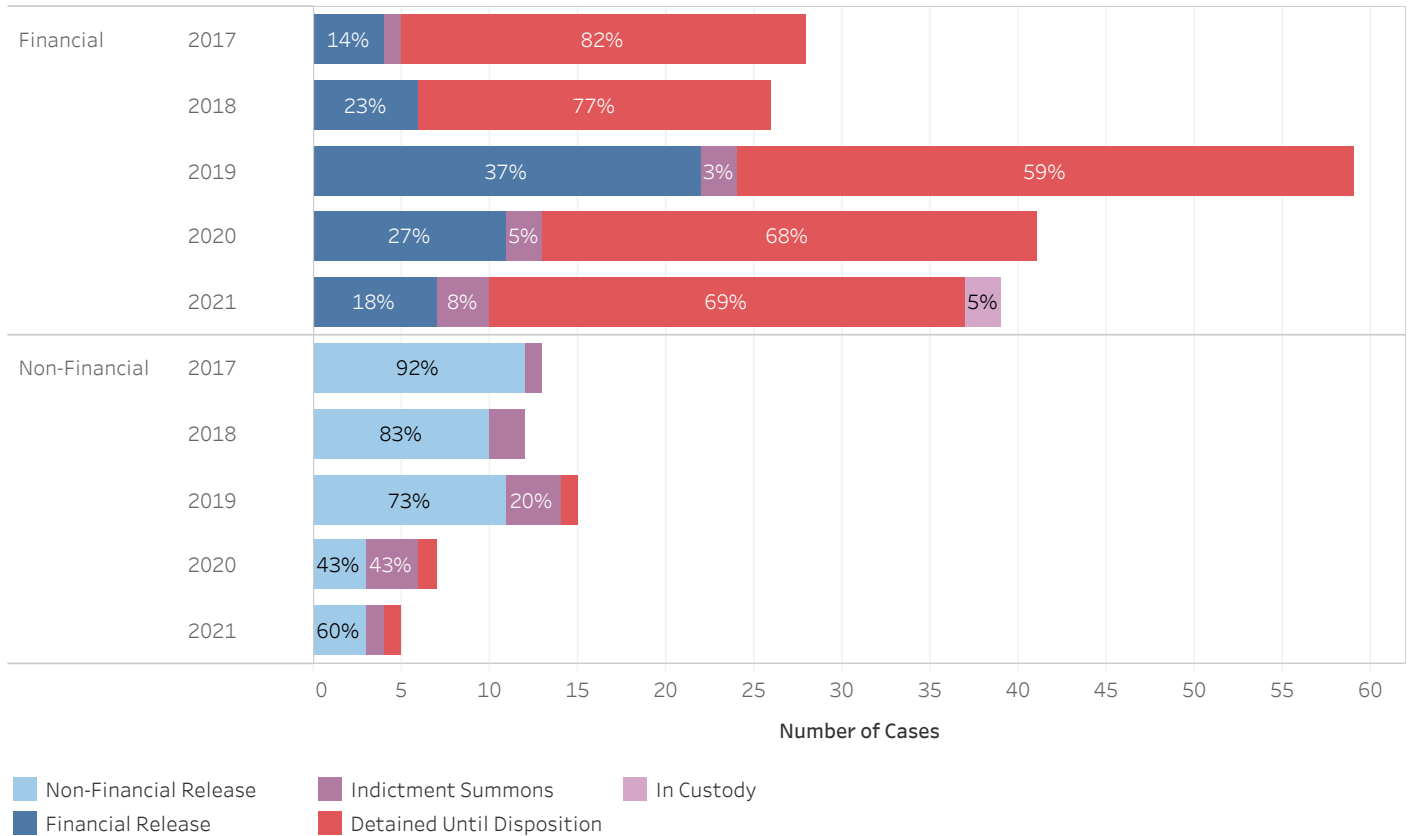
ADMINISTRATIVE OFFICE OF THE COURTS  
Research and Statistics

Circuit Court Cases Booked CY 17-21 BRACKEN COUNTY

Circuit Court Release Decision (Bond) Percentage by Year of Case Booking



Number of Circuit Court Cases and Release Outcome for Financial and Non-Financial Bonds  
(Excludes Administrative Release, Release Not Offered, and No Judicial Presentation)



\* Data provided from the Pretrial Information Management System.

\* A single release bond may apply to multiple cases.

\* A single case may have multiple different bonds set over time. Only the most recent release bond is reported for each case.



ADMINISTRATIVE OFFICE OF THE COURTS  
Research and Statistics

19\_PINS8007

Circuit Court Cases Booked CY 17-21 BRACKEN COUNTY

Circuit Court Release Decision and Release Outcome by Year of Case Booking

Year of Date Booked	Release Outcome	Release Decision			Grand Total
		Non-Financial	Financial	Release Not Offered	
2017	Non-Financial Release	12			12
	Financial Release		4		4
	Indictment Summons	1	1		2
	Detained Until Disposition		23		23
	<b>Total</b>	<b>13</b>	<b>28</b>		<b>41</b>
2018	Non-Financial Release	10			10
	Financial Release		6		6
	Indictment Summons	2			2
	Detained Until Disposition		20		20
	<b>Total</b>	<b>12</b>	<b>26</b>		<b>38</b>
2019	Non-Financial Release	11			11
	Financial Release		22		22
	Indictment Summons	3	2		5
	Detained Until Disposition	1	35	3	39
	<b>Total</b>	<b>15</b>	<b>59</b>	<b>3</b>	<b>77</b>
2020	Non-Financial Release	3			3
	Financial Release		11		11
	Indictment Summons	3	2		5
	Detained Until Disposition	1	28	1	30
	<b>Total</b>	<b>7</b>	<b>41</b>	<b>1</b>	<b>49</b>
2021	Non-Financial Release	3			3
	Financial Release		7		7
	Indictment Summons	1	3		4
	Detained Until Disposition	1	27		28
	In Custody		2	2	4
	<b>Total</b>	<b>5</b>	<b>39</b>	<b>2</b>	<b>46</b>

\* Data provided from the Pretrial Information Management System.

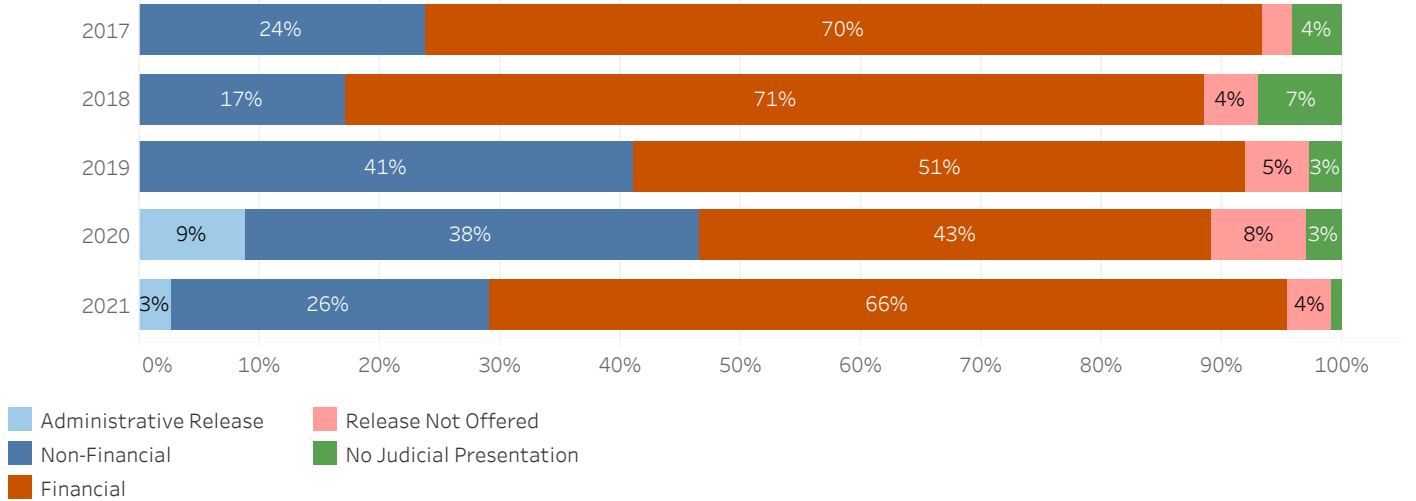
\* A single release bond may apply to multiple cases.

\* A single case may have multiple different bonds set over time. Only the most recent release bond is reported for each case.

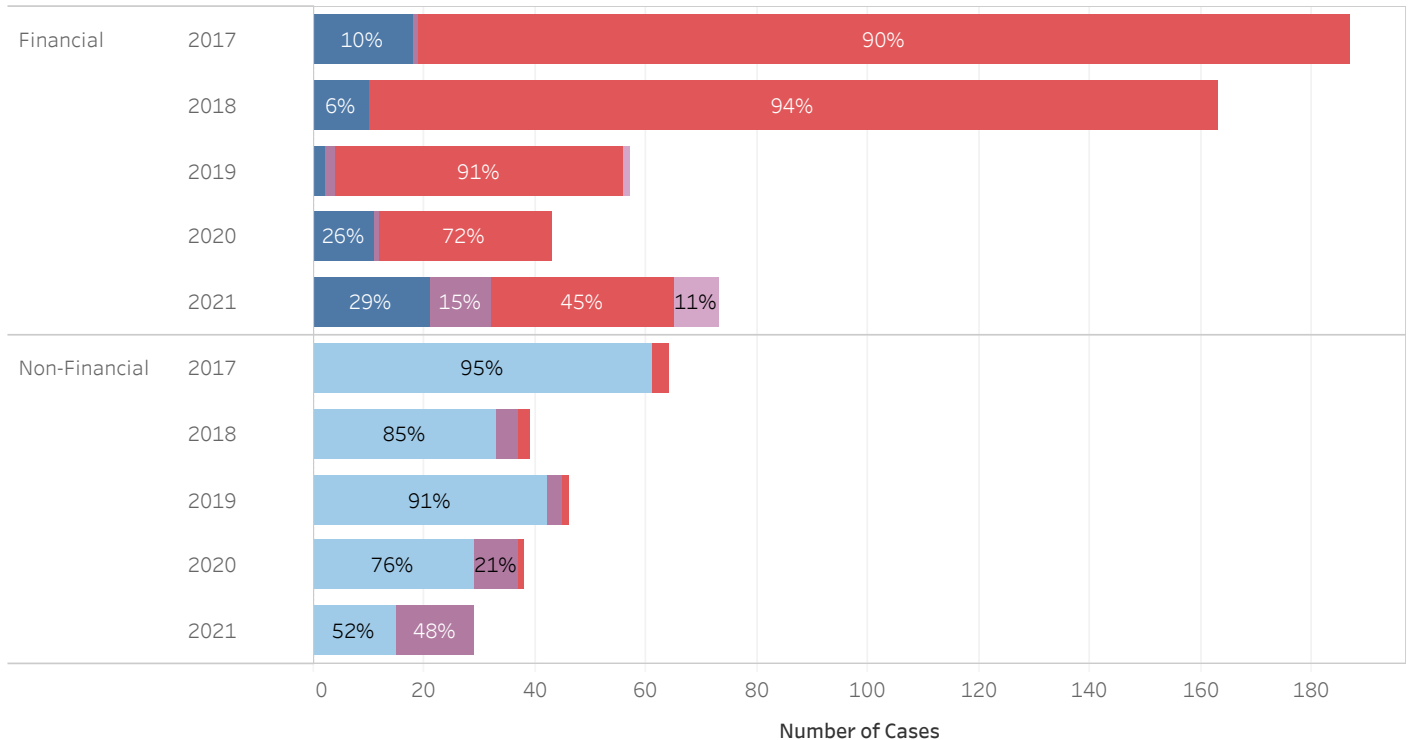


Circuit Court Cases Booked CY 17-21 BREATHTT COUNTY

Circuit Court Release Decision (Bond) Percentage by Year of Case Booking



Number of Circuit Court Cases and Release Outcome for Financial and Non-Financial Bonds  
(Excludes Administrative Release, Release Not Offered, and No Judicial Presentation)



■ Non-Financial Release     ■ Detained Until Disposition  
■ Financial Release     ■ Indictment Summons     ■ In Custody

\* Data provided from the Pretrial Information Management System.  
 \* A single release bond may apply to multiple cases.  
 \* A single case may have multiple different bonds set over time. Only the most recent release bond is reported for each case.



**ADMINISTRATIVE OFFICE OF THE COURTS  
Research and Statistics**

19\_PINS8007

**Circuit Court Cases Booked CY 17-21 BREATHITT COUNTY**

Circuit Court Release Decision and Release Outcome by Year of Case Booking

Year of Date Booked	Release Outcome	Release Decision					Grand Total
		Administrative Release	Non-Financial	Financial	Release Not Offered	No Judicial Presentation	
2017	Non-Financial Release		61				61
	Financial Release			18			18
	Indictment Summons			1			1
	Detained Until Disposition		3	168	7	11	189
	<b>Total</b>		<b>64</b>	<b>187</b>	<b>7</b>	<b>11</b>	<b>269</b>
2018	Non-Financial Release		33				33
	Financial Release			10			10
	Indictment Summons		4				4
	Detained Until Disposition		2	153	10	16	181
	<b>Total</b>		<b>39</b>	<b>163</b>	<b>10</b>	<b>16</b>	<b>228</b>
2019	Non-Financial Release		42				42
	Financial Release			2			2
	Indictment Summons		3	2			5
	Detained Until Disposition		1	52	6	3	62
	In Custody			1			1
	<b>Total</b>		<b>46</b>	<b>57</b>	<b>6</b>	<b>3</b>	<b>112</b>
2020	Administrative Release	9					9
	Non-Financial Release		29				29
	Financial Release			11			11
	Indictment Summons		8	1			9
	Detained Until Disposition		1	31	8	3	43
	<b>Total</b>	<b>9</b>	<b>38</b>	<b>43</b>	<b>8</b>	<b>3</b>	<b>101</b>
2021	Administrative Release	3					3
	Non-Financial Release		15				15
	Financial Release			21			21
	Indictment Summons		14	11			25
	Detained Until Disposition			33	4	1	38
	<b>Total</b>	<b>3</b>	<b>29</b>	<b>73</b>	<b>4</b>	<b>1</b>	<b>110</b>

\* Data provided from the Pretrial Information Management System.

\* A single release bond may apply to multiple cases.

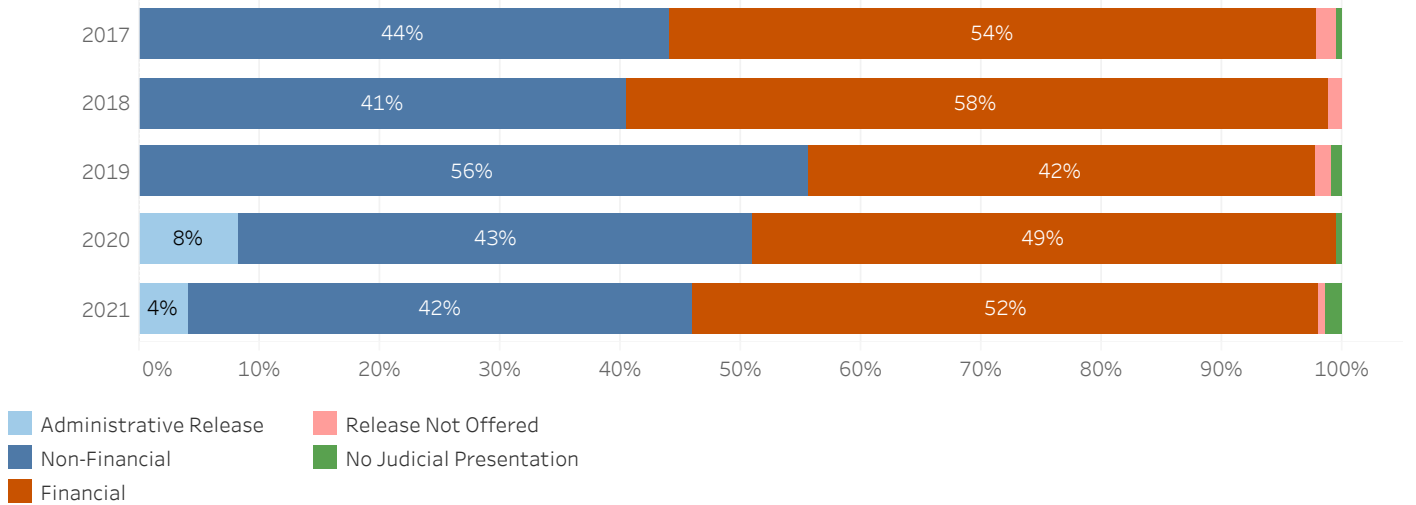
\* A single case may have multiple different bonds set over time. Only the most recent release bond is reported for each case.



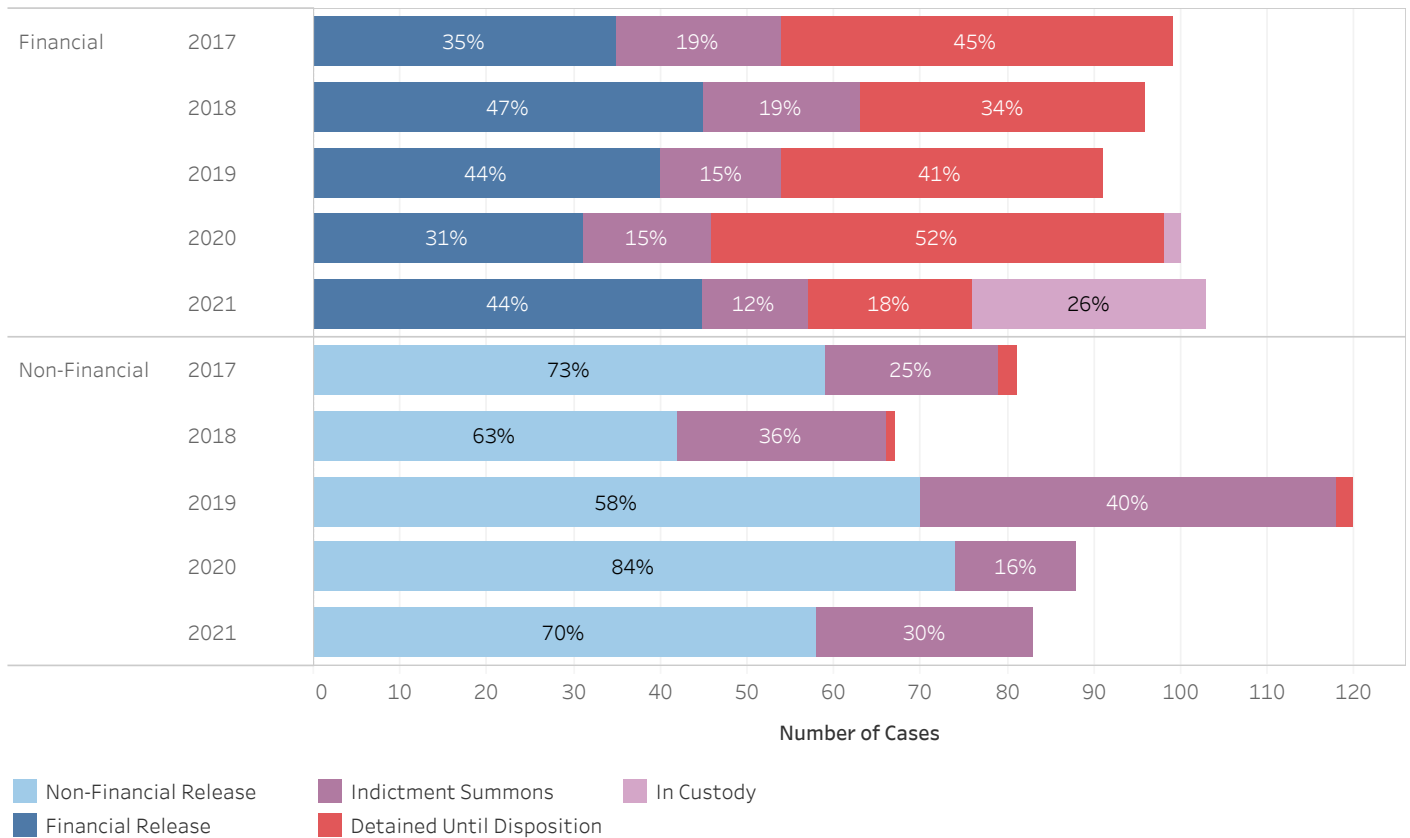
ADMINISTRATIVE OFFICE OF THE COURTS  
Research and Statistics

Circuit Court Cases Booked CY 17-21 BRECKINRIDGE COUNTY

Circuit Court Release Decision (Bond) Percentage by Year of Case Booking



Number of Circuit Court Cases and Release Outcome for Financial and Non-Financial Bonds  
(Excludes Administrative Release, Release Not Offered, and No Judicial Presentation)



\* Data provided from the Pretrial Information Management System.

\* A single release bond may apply to multiple cases.

\* A single case may have multiple different bonds set over time. Only the most recent release bond is reported for each case.





**ADMINISTRATIVE OFFICE OF THE COURTS  
Research and Statistics**

19\_PINS8007

**Circuit Court Cases Booked CY 17-21 BRECKINRIDGE COUNTY**

Circuit Court Release Decision and Release Outcome by Year of Case Booking

Year of Date Booked	Release Outcome	Release Decision					Grand Total
		Administrative Release	Non-Financial	Financial	Release Not Offered	No Judicial Presentation	
2017	Non-Financial Release		59				59
	Financial Release			35			35
	Indictment Summons		20	19			39
	Detained Until Disposition		2	45	3	1	51
	<b>Total</b>		<b>81</b>	<b>99</b>	<b>3</b>	<b>1</b>	<b>184</b>
2018	Non-Financial Release		42				42
	Financial Release			45			45
	Indictment Summons		24	18			42
	Detained Until Disposition		1	33	2		36
	<b>Total</b>		<b>67</b>	<b>96</b>	<b>2</b>		<b>165</b>
2019	Non-Financial Release		70				70
	Financial Release			40			40
	Indictment Summons		48	14			62
	Detained Until Disposition		2	37	3	2	44
	<b>Total</b>		<b>120</b>	<b>91</b>	<b>3</b>	<b>2</b>	<b>216</b>
2020	Administrative Release	17					17
	Non-Financial Release		74				74
	Financial Release			31			31
	Indictment Summons		14	15			29
	Detained Until Disposition			52		1	53
	In Custody			2			2
	<b>Total</b>	<b>17</b>	<b>88</b>	<b>100</b>		<b>1</b>	<b>206</b>
2021	Administrative Release	7					7
	Non-Financial Release		58				58
	Financial Release			45			45
	Indictment Summons		25	12			37
	Detained Until Disposition	1		19	1	3	24
	In Custody			27			27
	<b>Total</b>	<b>8</b>	<b>83</b>	<b>103</b>	<b>1</b>	<b>3</b>	<b>198</b>

\* Data provided from the Pretrial Information Management System.

\* A single release bond may apply to multiple cases.

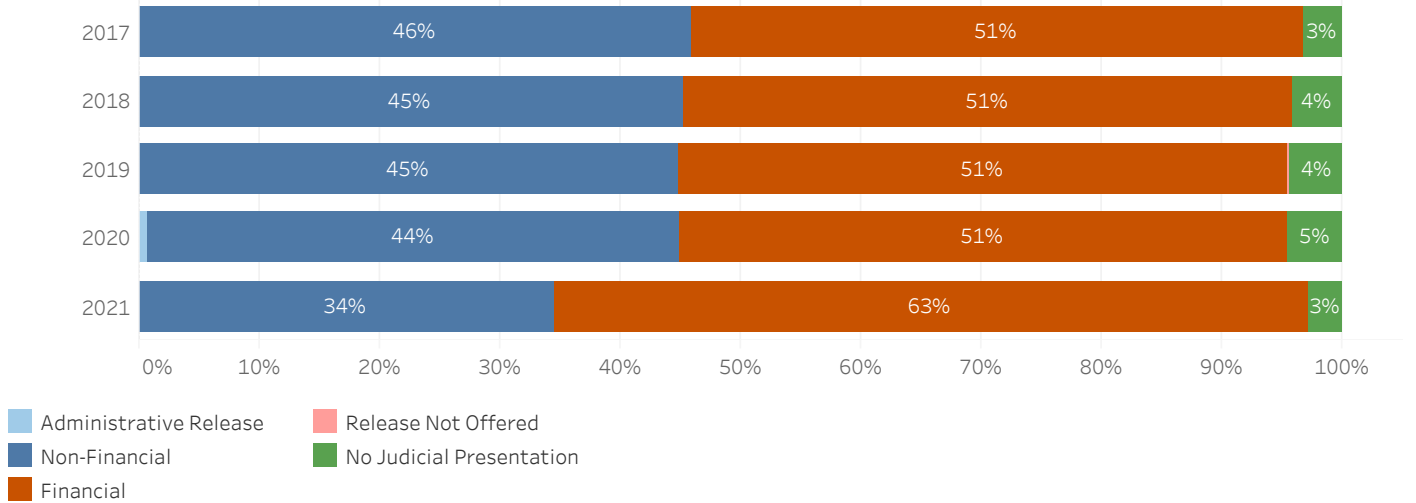
\* A single case may have multiple different bonds set over time. Only the most recent release bond is reported for each case.



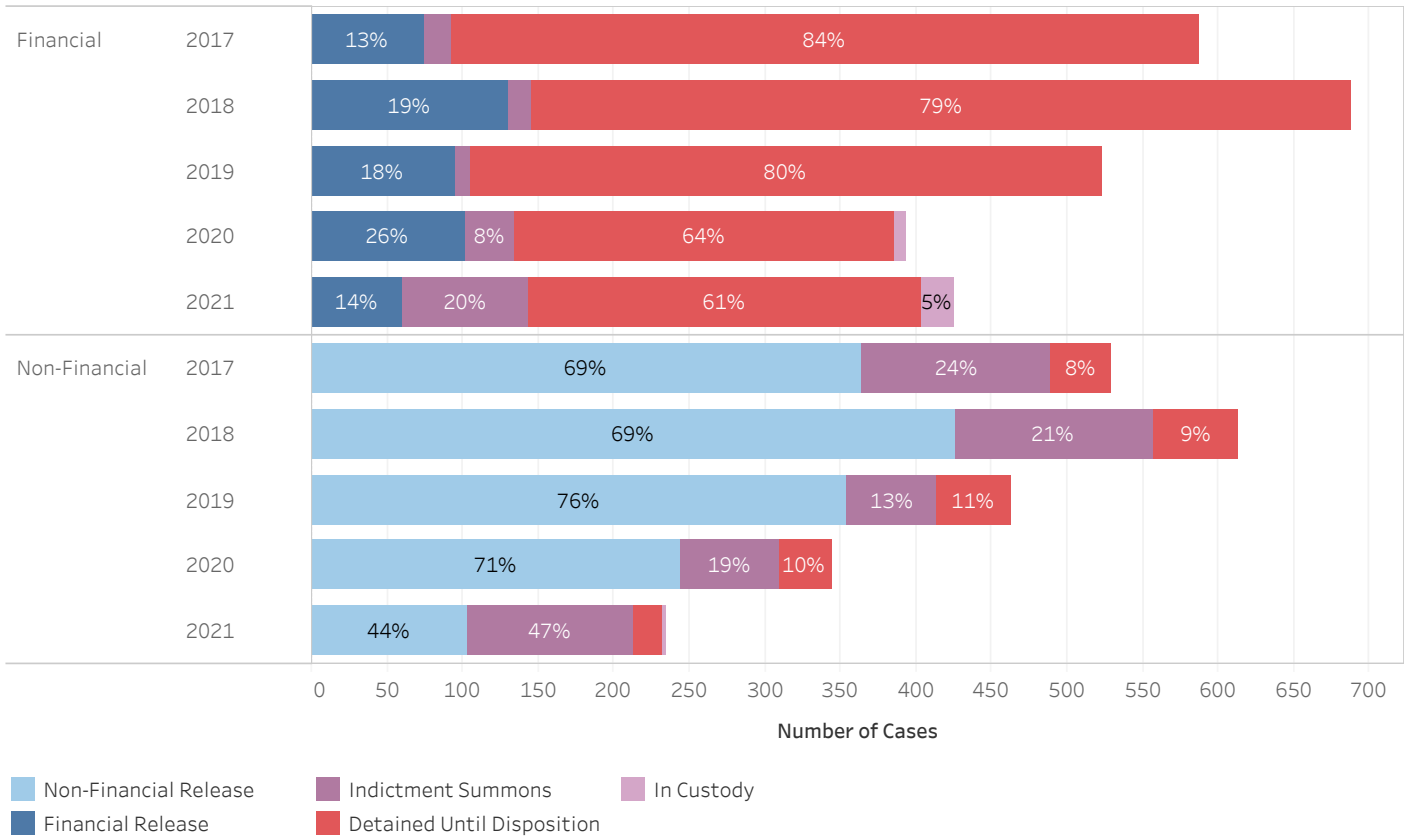
ADMINISTRATIVE OFFICE OF THE COURTS  
Research and Statistics

Circuit Court Cases Booked CY 17-21 BULLITT COUNTY

Circuit Court Release Decision (Bond) Percentage by Year of Case Booking



Number of Circuit Court Cases and Release Outcome for Financial and Non-Financial Bonds  
(Excludes Administrative Release, Release Not Offered, and No Judicial Presentation)



\* Data provided from the Pretrial Information Management System.

\* A single release bond may apply to multiple cases.

\* A single case may have multiple different bonds set over time. Only the most recent release bond is reported for each case.



**ADMINISTRATIVE OFFICE OF THE COURTS  
Research and Statistics**

19\_PINS8007

**Circuit Court Cases Booked CY 17-21 BULLITT COUNTY**

Circuit Court Release Decision and Release Outcome by Year of Case Booking

Year of Date Booked	Release Outcome	Release Decision					Grand Total
		Administrative Release	Non-Financial	Financial	Release Not Offered	No Judicial Presentation	
2017	Non-Financial Release		364				364
	Financial Release			75			75
	Indictment Summons		125	18			143
	Detained Until Disposition		40	494		38	572
	<b>Total</b>		<b>529</b>	<b>587</b>		<b>38</b>	<b>1,154</b>
2018	Non-Financial Release		426				426
	Financial Release			130			130
	Indictment Summons		131	16			147
	Detained Until Disposition		56	542	1	56	655
	<b>Total</b>		<b>613</b>	<b>688</b>	<b>1</b>	<b>56</b>	<b>1,358</b>
2019	Non-Financial Release		354				354
	Financial Release			95			95
	Indictment Summons		60	10			70
	Detained Until Disposition		49	418	1	46	514
	<b>Total</b>		<b>463</b>	<b>523</b>	<b>1</b>	<b>46</b>	<b>1,033</b>
2020	Administrative Release	3					3
	Non-Financial Release		244				244
	Financial Release			102			102
	Indictment Summons		65	33			98
	Detained Until Disposition	2	35	251		36	324
	In Custody			7			7
	<b>Total</b>	<b>5</b>	<b>344</b>	<b>393</b>		<b>36</b>	<b>778</b>
2021	Non-Financial Release		103				103
	Financial Release			60			60
	Indictment Summons		110	84			194
	Detained Until Disposition		19	260		19	298
	In Custody		2	21		1	24
	<b>Total</b>		<b>234</b>	<b>425</b>		<b>20</b>	<b>679</b>

\* Data provided from the Pretrial Information Management System.

\* A single release bond may apply to multiple cases.

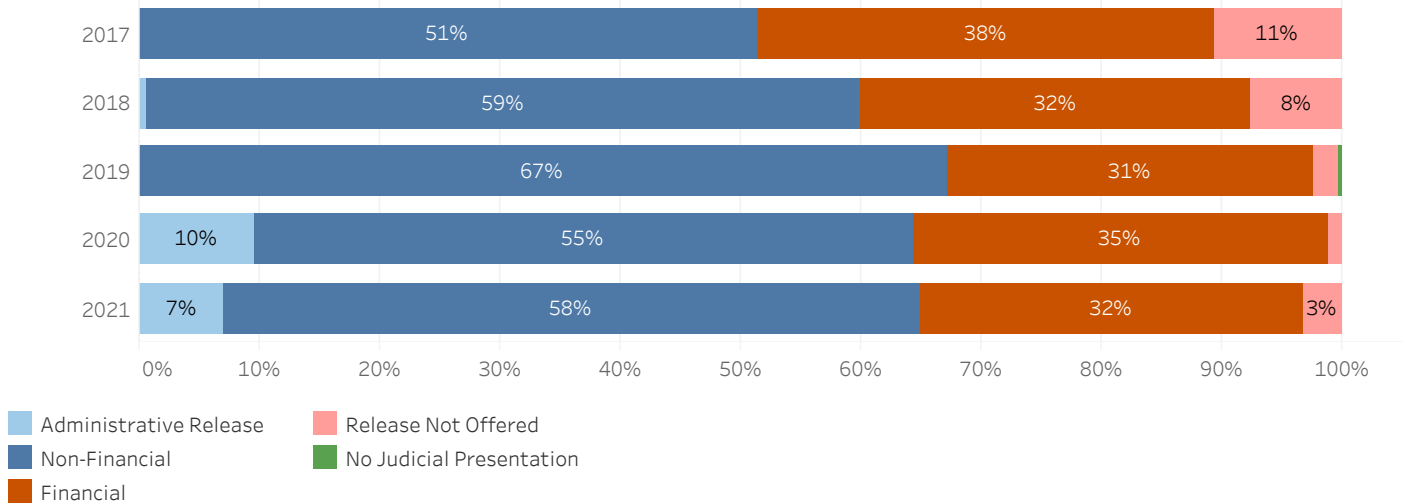
\* A single case may have multiple different bonds set over time. Only the most recent release bond is reported for each case.



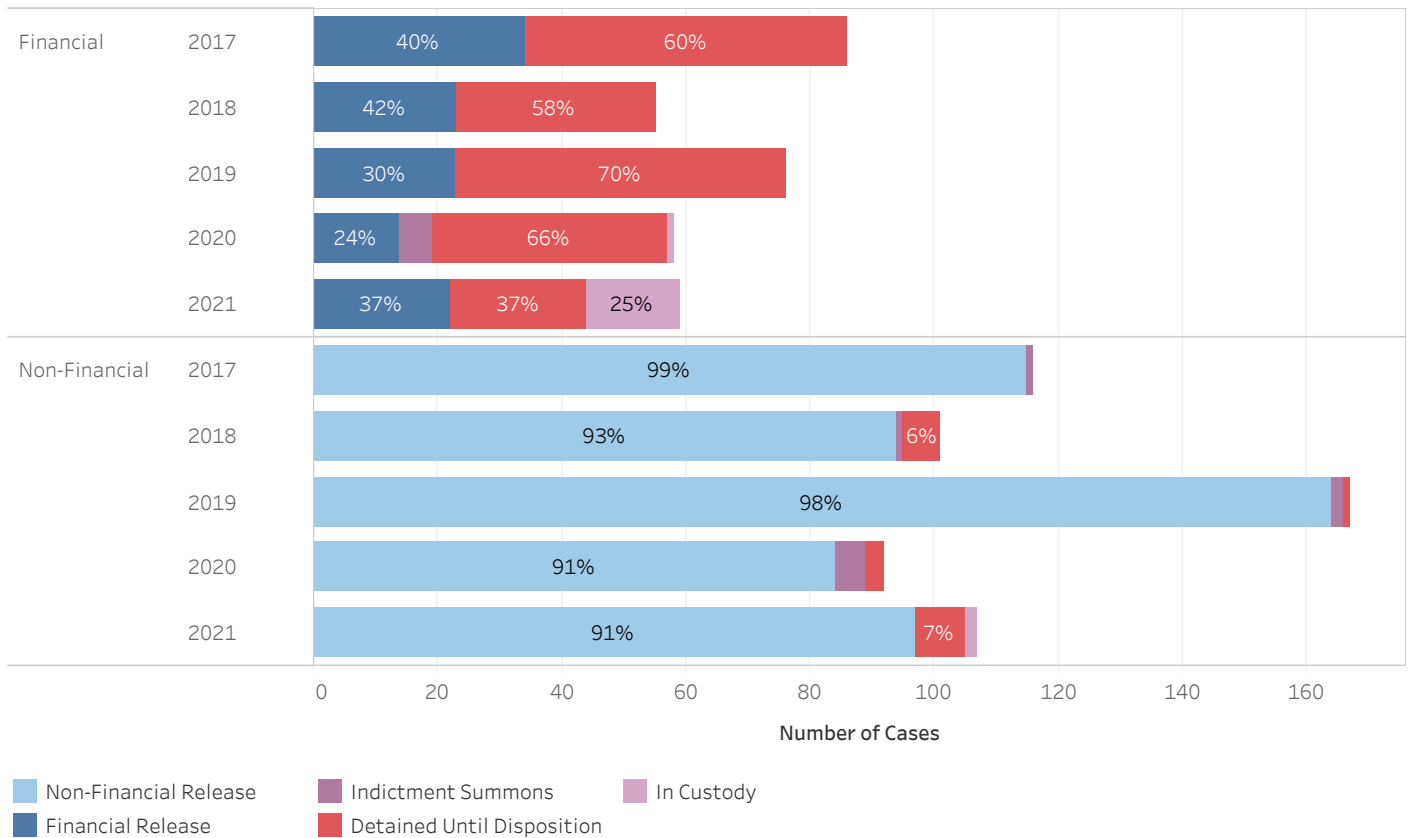
ADMINISTRATIVE OFFICE OF THE COURTS  
Research and Statistics

Circuit Court Cases Booked CY 17-21 BUTLER COUNTY

Circuit Court Release Decision (Bond) Percentage by Year of Case Booking



Number of Circuit Court Cases and Release Outcome for Financial and Non-Financial Bonds  
(Excludes Administrative Release, Release Not Offered, and No Judicial Presentation)



\* Data provided from the Pretrial Information Management System.

\* A single release bond may apply to multiple cases.

\* A single case may have multiple different bonds set over time. Only the most recent release bond is reported for each case.



**ADMINISTRATIVE OFFICE OF THE COURTS  
Research and Statistics**

19\_PINS8007

**Circuit Court Cases Booked CY 17-21 BUTLER COUNTY**

Circuit Court Release Decision and Release Outcome by Year of Case Booking

Year of Date Booked	Release Outcome	Release Decision					Grand Total
		Administrative Release	Non-Financial	Financial	Release Not Offered	No Judicial Presentation	
2017	Non-Financial Release		115				115
	Financial Release			34			34
	Indictment Summons		1				1
	Detained Until Disposition			52	24		76
	<b>Total</b>		<b>116</b>	<b>86</b>	<b>24</b>		<b>226</b>
2018	Administrative Release	1					1
	Non-Financial Release		94				94
	Financial Release			23			23
	Indictment Summons		1				1
	Detained Until Disposition		6	32	13		51
	<b>Total</b>	<b>1</b>	<b>101</b>	<b>55</b>	<b>13</b>		<b>170</b>
2019	Non-Financial Release		164				164
	Financial Release			23			23
	Indictment Summons		2				2
	Detained Until Disposition		1	53	5	1	60
	<b>Total</b>		<b>167</b>	<b>76</b>	<b>5</b>	<b>1</b>	<b>249</b>
2020	Administrative Release	16					16
	Non-Financial Release		84				84
	Financial Release			14			14
	Indictment Summons		5	5			10
	Detained Until Disposition		3	38	2		43
	In Custody			1			1
<b>Total</b>	<b>16</b>	<b>92</b>	<b>58</b>	<b>2</b>		<b>168</b>	
2021	Administrative Release	13					13
	Non-Financial Release		97				97
	Financial Release			22			22
	Detained Until Disposition		8	22	3		33
	In Custody		2	15	3		20
	<b>Total</b>	<b>13</b>	<b>107</b>	<b>59</b>	<b>6</b>		<b>185</b>

\* Data provided from the Pretrial Information Management System.

\* A single release bond may apply to multiple cases.

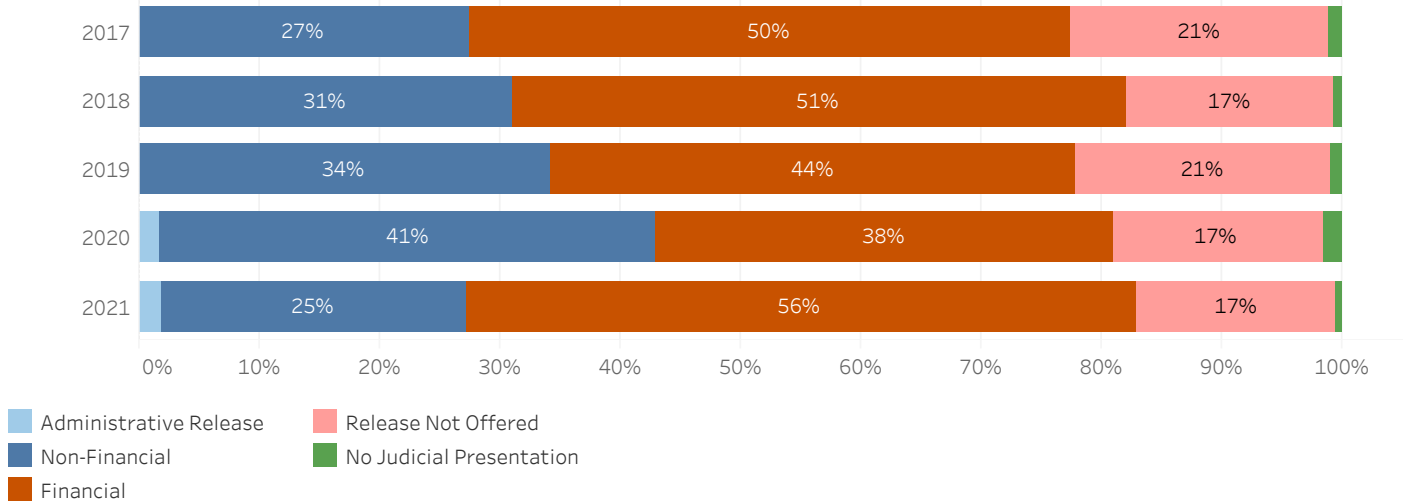
\* A single case may have multiple different bonds set over time. Only the most recent release bond is reported for each case.



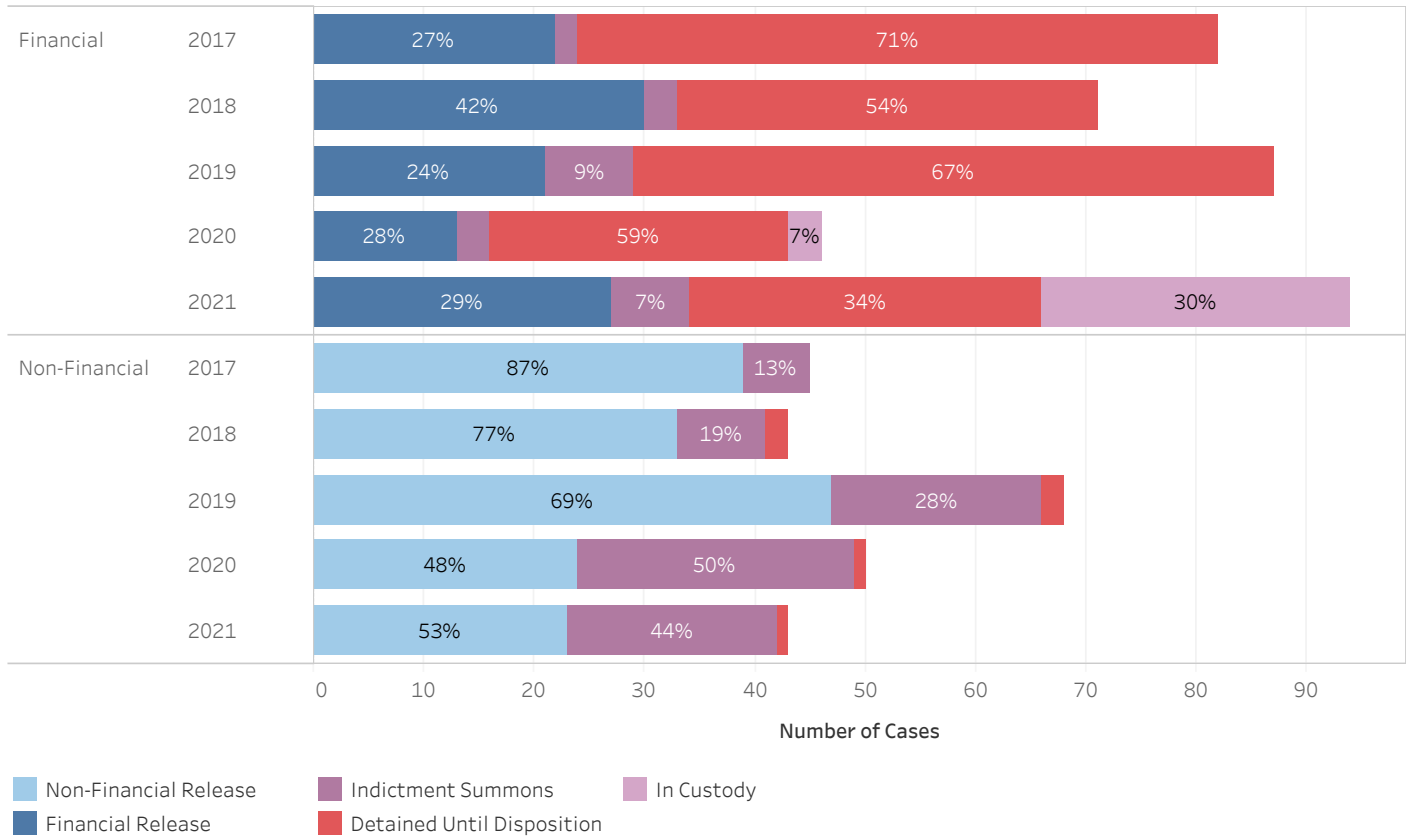
ADMINISTRATIVE OFFICE OF THE COURTS  
Research and Statistics

Circuit Court Cases Booked CY 17-21 CALDWELL COUNTY

Circuit Court Release Decision (Bond) Percentage by Year of Case Booking



Number of Circuit Court Cases and Release Outcome for Financial and Non-Financial Bonds  
(Excludes Administrative Release, Release Not Offered, and No Judicial Presentation)



\* Data provided from the Pretrial Information Management System.

\* A single release bond may apply to multiple cases.

\* A single case may have multiple different bonds set over time. Only the most recent release bond is reported for each case.



**ADMINISTRATIVE OFFICE OF THE COURTS  
Research and Statistics**

19\_PINS8007

**Circuit Court Cases Booked CY 17-21 CALDWELL COUNTY**

Circuit Court Release Decision and Release Outcome by Year of Case Booking

Year of Date Booked	Release Outcome	Release Decision					Grand Total
		Administrative Release	Non-Financial	Financial	Release Not Offered	No Judicial Presentation	
2017	Non-Financial Release		39				39
	Financial Release			22			22
	Indictment Summons		6	2			8
	Detained Until Disposition			58	35	2	95
	<b>Total</b>		<b>45</b>	<b>82</b>	<b>35</b>	<b>2</b>	<b>164</b>
2018	Non-Financial Release		33				33
	Financial Release			30			30
	Indictment Summons		8	3			11
	Detained Until Disposition		2	38	24	1	65
	<b>Total</b>		<b>43</b>	<b>71</b>	<b>24</b>	<b>1</b>	<b>139</b>
2019	Non-Financial Release		47				47
	Financial Release			21			21
	Indictment Summons		19	8			27
	Detained Until Disposition		2	58	42	2	104
	<b>Total</b>		<b>68</b>	<b>87</b>	<b>42</b>	<b>2</b>	<b>199</b>
2020	Administrative Release	2					2
	Non-Financial Release		24				24
	Financial Release			13			13
	Indictment Summons		25	3			28
	Detained Until Disposition		1	27	21	2	51
	In Custody			3			3
	<b>Total</b>	<b>2</b>	<b>50</b>	<b>46</b>	<b>21</b>	<b>2</b>	<b>121</b>
2021	Administrative Release	2					2
	Non-Financial Release		23				23
	Financial Release			27			27
	Indictment Summons		19	7			26
	Detained Until Disposition	1	1	32	20	1	55
	In Custody			28	8		36
	<b>Total</b>	<b>3</b>	<b>43</b>	<b>94</b>	<b>28</b>	<b>1</b>	<b>169</b>

\* Data provided from the Pretrial Information Management System.

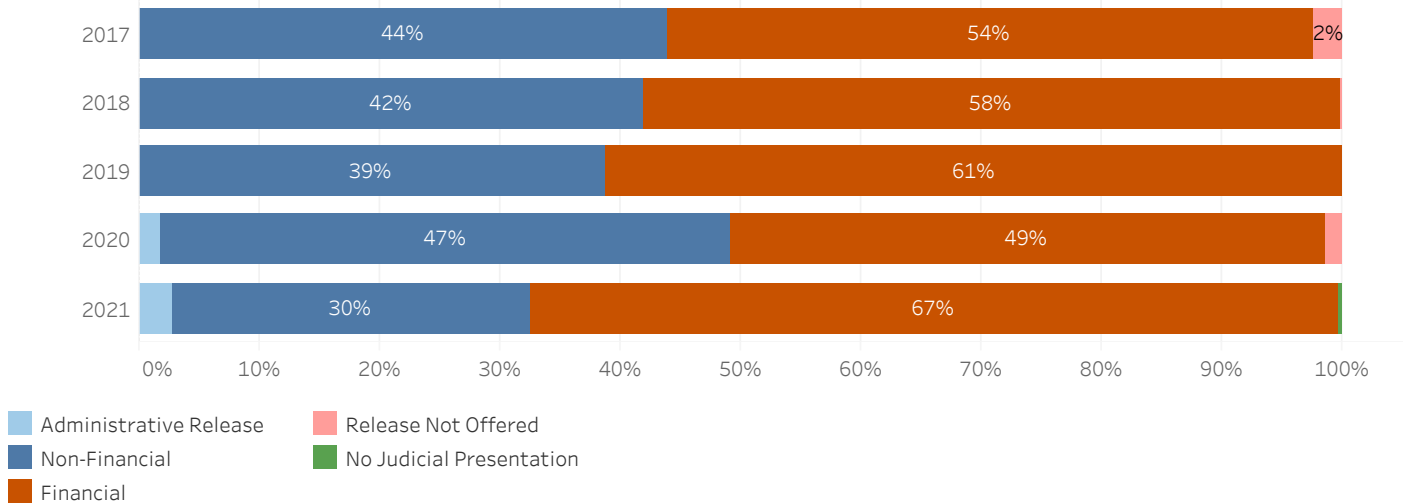
\* A single release bond may apply to multiple cases.

\* A single case may have multiple different bonds set over time. Only the most recent release bond is reported for each case.

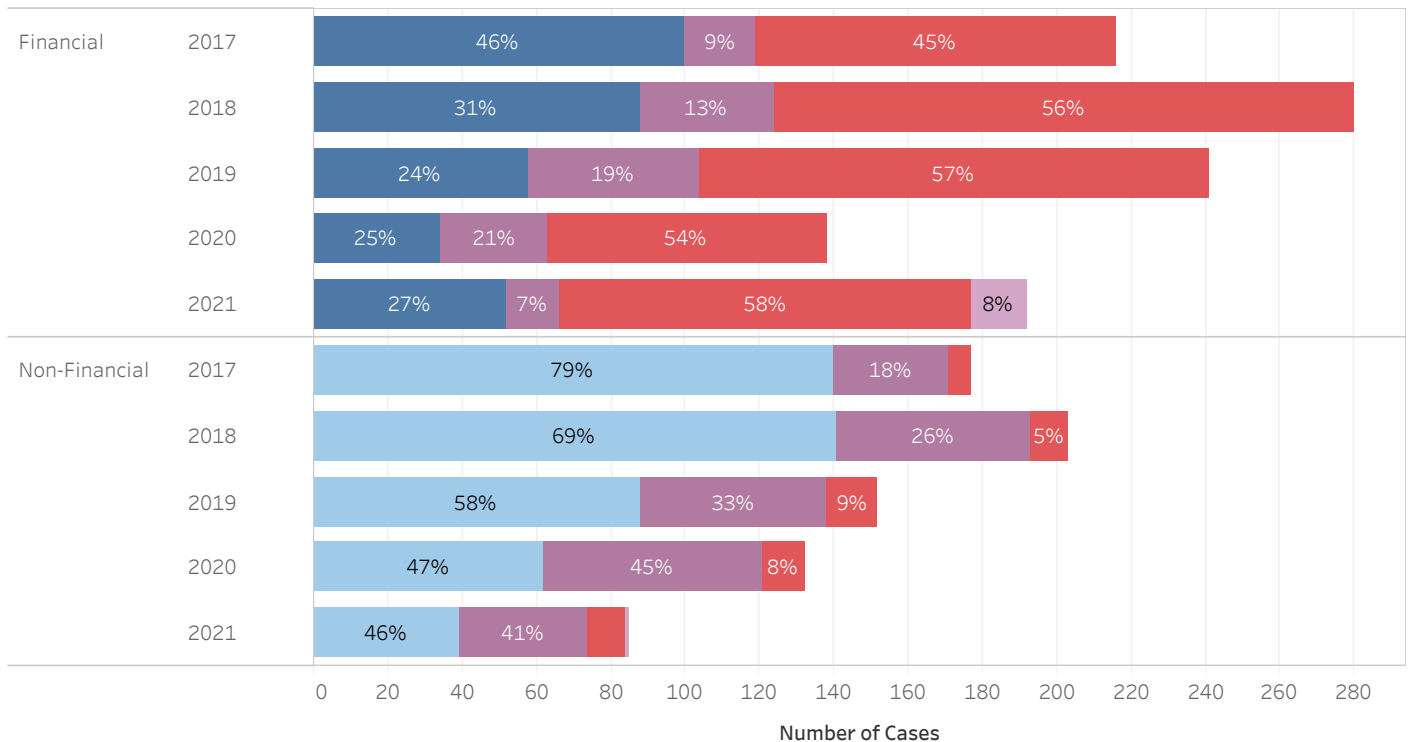


Circuit Court Cases Booked CY 17-21 CALLOWAY COUNTY

Circuit Court Release Decision (Bond) Percentage by Year of Case Booking



Number of Circuit Court Cases and Release Outcome for Financial and Non-Financial Bonds  
(Excludes Administrative Release, Release Not Offered, and No Judicial Presentation)



■ Non-Financial Release     ■ Indictment Summons     ■ In Custody  
■ Financial Release     ■ Detained Until Disposition

\* Data provided from the Pretrial Information Management System.

\* A single release bond may apply to multiple cases.

\* A single case may have multiple different bonds set over time. Only the most recent release bond is reported for each case.





**ADMINISTRATIVE OFFICE OF THE COURTS  
Research and Statistics**

19\_PINS8007

**Circuit Court Cases Booked CY 17-21 CALLOWAY COUNTY**

Circuit Court Release Decision and Release Outcome by Year of Case Booking

Year of Date Booked	Release Outcome	Release Decision					Grand Total
		Administrative Release	Non-Financial	Financial	Release Not Offered	No Judicial Presentation	
2017	Non-Financial Release		140				140
	Financial Release			100			100
	Indictment Summons		31	19			50
	Detained Until Disposition		6	97	10		113
	<b>Total</b>		<b>177</b>	<b>216</b>	<b>10</b>		<b>403</b>
2018	Non-Financial Release		141				141
	Financial Release			88			88
	Indictment Summons		52	36			88
	Detained Until Disposition		10	156	1		167
	<b>Total</b>		<b>203</b>	<b>280</b>	<b>1</b>		<b>484</b>
2019	Non-Financial Release		88				88
	Financial Release			58			58
	Indictment Summons		50	46			96
	Detained Until Disposition		14	137			151
	<b>Total</b>		<b>152</b>	<b>241</b>			<b>393</b>
2020	Administrative Release	2					2
	Non-Financial Release		62				62
	Financial Release			34			34
	Indictment Summons		59	29			88
	Detained Until Disposition	3	11	75	4		93
	<b>Total</b>	<b>5</b>	<b>132</b>	<b>138</b>	<b>4</b>		<b>279</b>
2021	Administrative Release	6					6
	Non-Financial Release		39				39
	Financial Release			52			52
	Indictment Summons		35	14			49
	Detained Until Disposition		10	111			121
	In Custody	2	1	15		1	19
	<b>Total</b>	<b>8</b>	<b>85</b>	<b>192</b>		<b>1</b>	<b>286</b>

\* Data provided from the Pretrial Information Management System.

\* A single release bond may apply to multiple cases.

\* A single case may have multiple different bonds set over time. Only the most recent release bond is reported for each case.

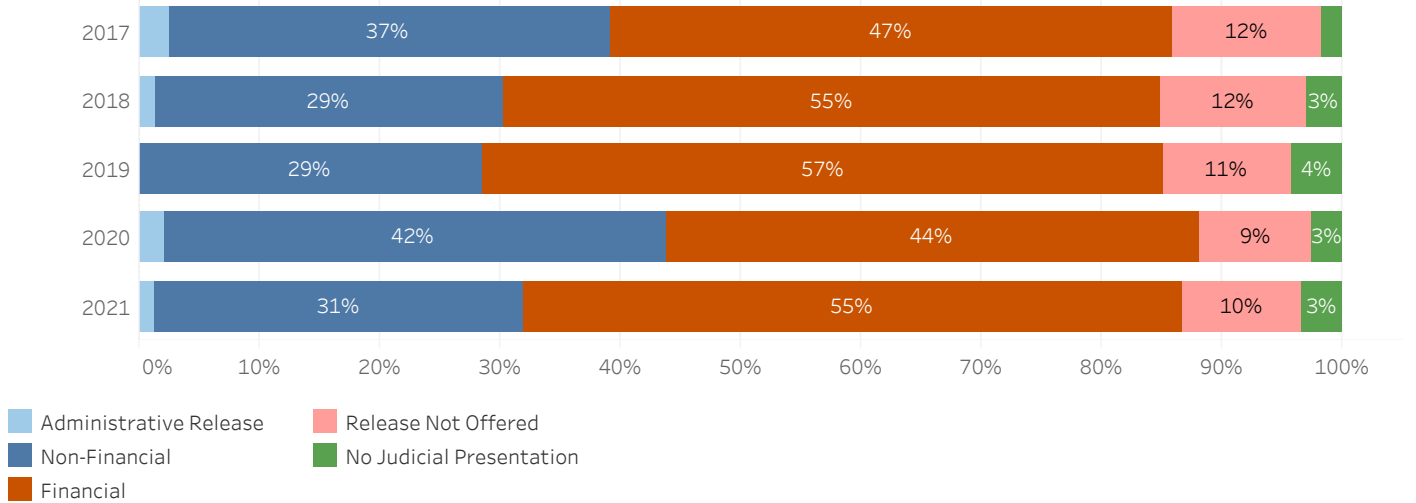


ADMINISTRATIVE OFFICE OF THE COURTS  
Research and Statistics

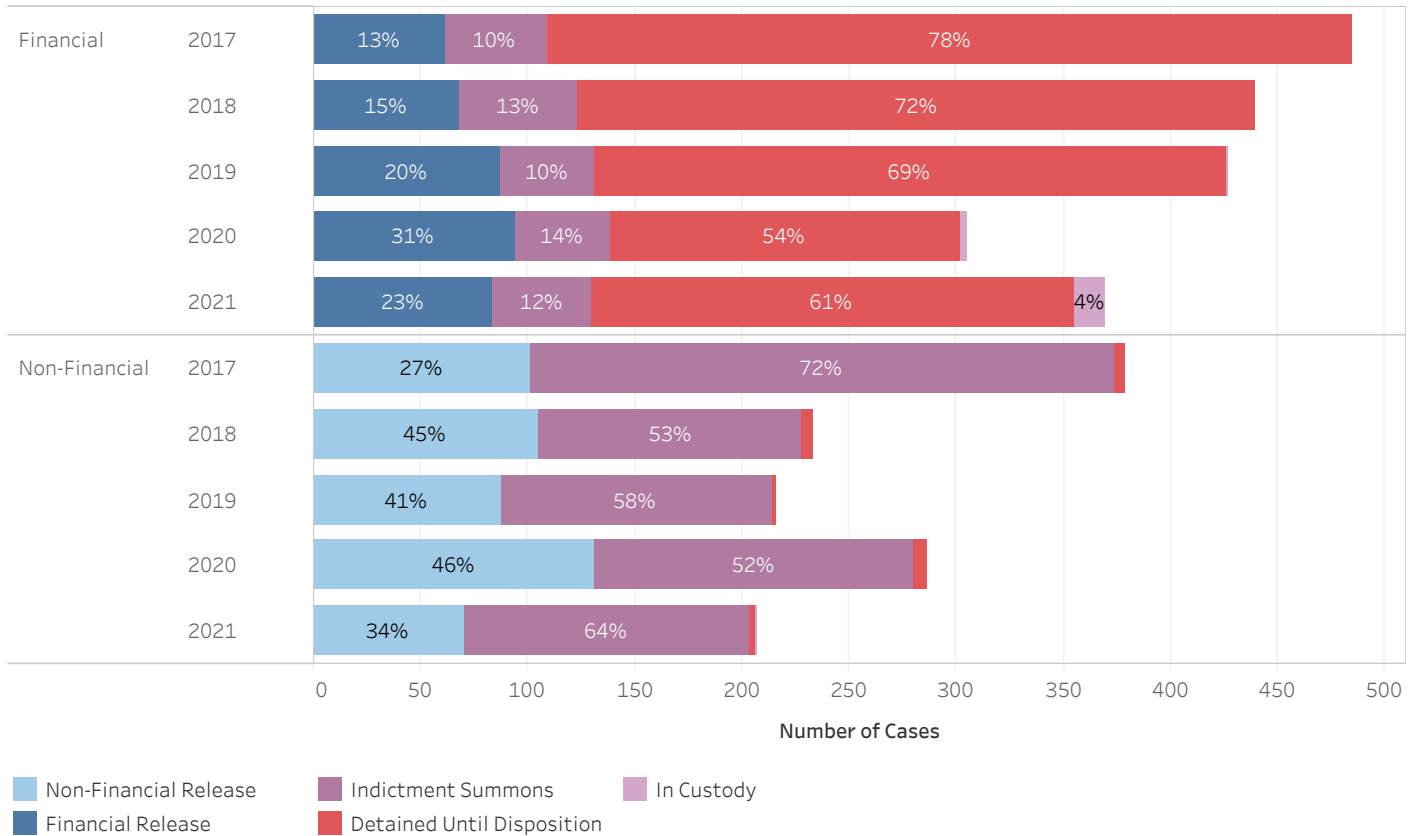
19\_PINS8007

Circuit Court Cases Booked CY 17-21 CAMPBELL COUNTY

Circuit Court Release Decision (Bond) Percentage by Year of Case Booking



Number of Circuit Court Cases and Release Outcome for Financial and Non-Financial Bonds  
(Excludes Administrative Release, Release Not Offered, and No Judicial Presentation)



\* Data provided from the Pretrial Information Management System.

\* A single release bond may apply to multiple cases.

\* A single case may have multiple different bonds set over time. Only the most recent release bond is reported for each case.



**ADMINISTRATIVE OFFICE OF THE COURTS  
Research and Statistics**

19\_PINS8007

**Circuit Court Cases Booked CY 17-21 CAMPBELL COUNTY**

Circuit Court Release Decision and Release Outcome by Year of Case Booking

Year of Date Booked	Release Outcome	Release Decision					Grand Total
		Administrative Release	Non-Financial	Financial	Release Not Offered	No Judicial Presentation	
2017	Administrative Release	26					26
	Non-Financial Release		101				101
	Financial Release			62			62
	Indictment Summons	1	273	47			321
	Detained Until Disposition		5	376	129	18	528
	<b>Total</b>	<b>27</b>	<b>379</b>	<b>485</b>	<b>129</b>	<b>18</b>	<b>1,038</b>
2018	Administrative Release	10					10
	Non-Financial Release		105				105
	Financial Release			68			68
	Indictment Summons	1	123	55			179
	Detained Until Disposition		5	317	98	24	444
	<b>Total</b>	<b>11</b>	<b>233</b>	<b>440</b>	<b>98</b>	<b>24</b>	<b>806</b>
2019	Non-Financial Release		88				88
	Financial Release			87			87
	Indictment Summons		126	44			170
	Detained Until Disposition		2	295	80	32	409
	In Custody			1			1
	<b>Total</b>		<b>216</b>	<b>427</b>	<b>80</b>	<b>32</b>	<b>755</b>
2020	Administrative Release	14					14
	Non-Financial Release		131				131
	Financial Release			94			94
	Indictment Summons		149	44			193
	Detained Until Disposition	1	6	164	63	18	252
	In Custody			3	1		4
<b>Total</b>	<b>15</b>	<b>286</b>	<b>305</b>	<b>64</b>	<b>18</b>	<b>688</b>	
2021	Administrative Release	5					5
	Non-Financial Release		70				70
	Financial Release			84			84
	Indictment Summons	2	133	46			181
	Detained Until Disposition	2	3	225	65	22	317
	In Custody		1	14	2	1	18
	<b>Total</b>	<b>9</b>	<b>207</b>	<b>369</b>	<b>67</b>	<b>23</b>	<b>675</b>

\* Data provided from the Pretrial Information Management System.

\* A single release bond may apply to multiple cases.

\* A single case may have multiple different bonds set over time. Only the most recent release bond is reported for each case.

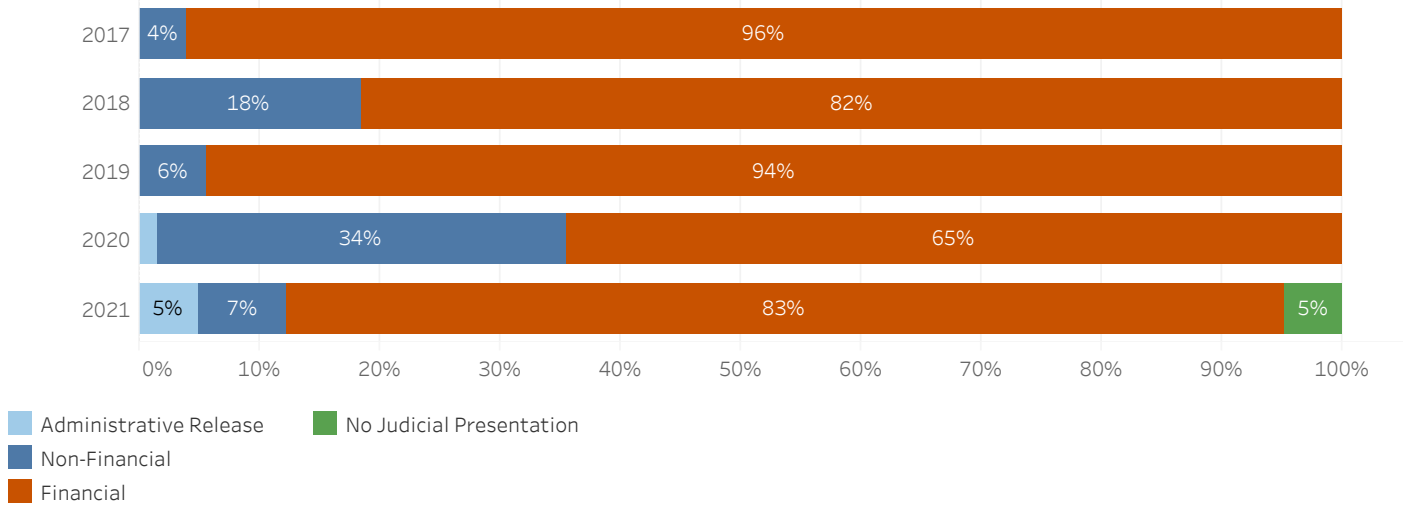


ADMINISTRATIVE OFFICE OF THE COURTS  
Research and Statistics

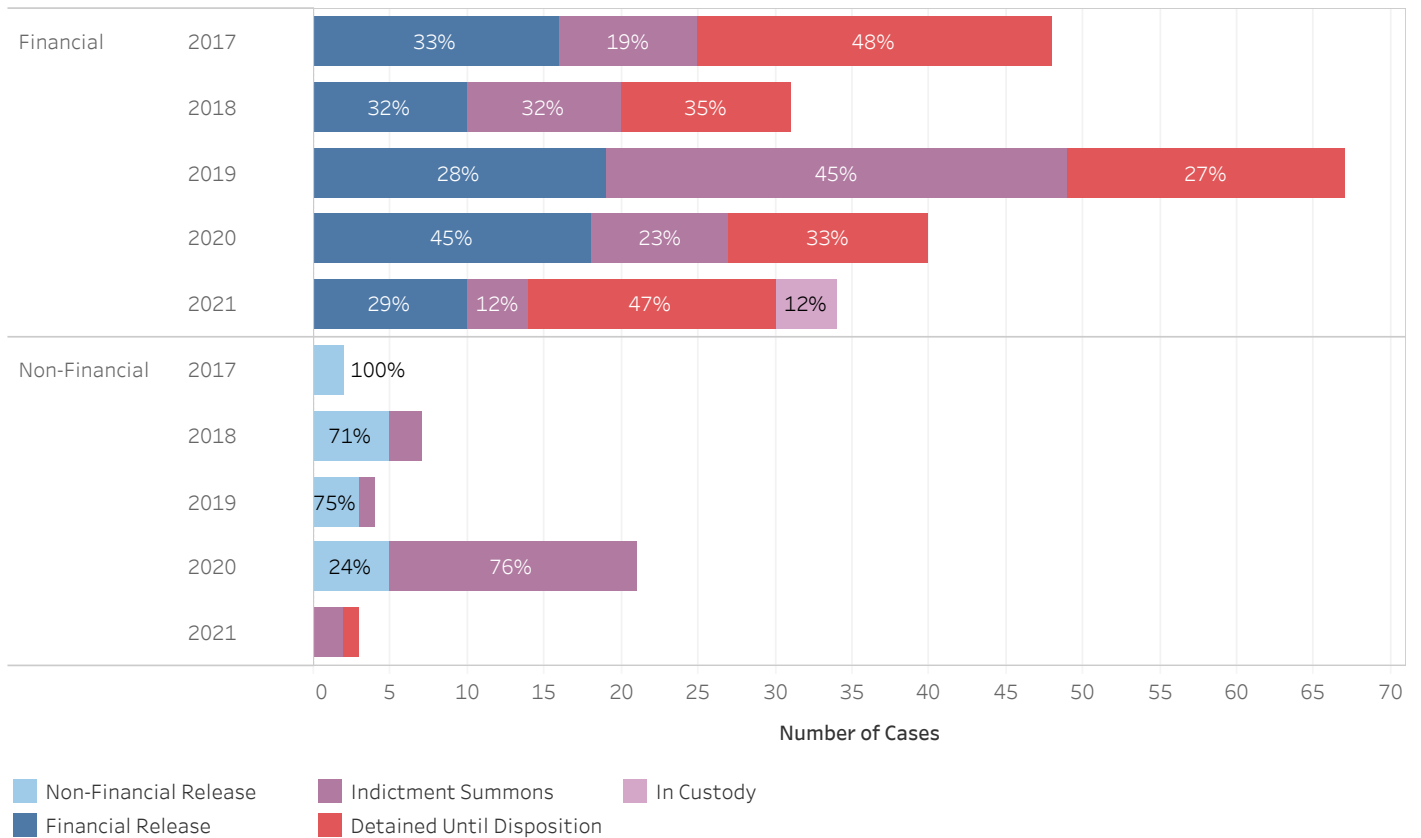
19\_PINS8007

Circuit Court Cases Booked CY 17-21 CARLISLE COUNTY

Circuit Court Release Decision (Bond) Percentage by Year of Case Booking



Number of Circuit Court Cases and Release Outcome for Financial and Non-Financial Bonds  
(Excludes Administrative Release, Release Not Offered, and No Judicial Presentation)



\* Data provided from the Pretrial Information Management System.

\* A single release bond may apply to multiple cases.

\* A single case may have multiple different bonds set over time. Only the most recent release bond is reported for each case.



**ADMINISTRATIVE OFFICE OF THE COURTS  
Research and Statistics**

19\_PINS8007

**Circuit Court Cases Booked CY 17-21 CARLISLE COUNTY**

Circuit Court Release Decision and Release Outcome by Year of Case Booking

Year of Date Booked	Release Outcome	Release Decision			Grand Total	
		Administrative Release	Non-Financial	Financial		No Judicial Presentation
2017	Non-Financial Release		2		2	
	Financial Release			16	16	
	Indictment Summons			9	9	
	Detained Until Disposition			23	23	
	<b>Total</b>		<b>2</b>	<b>48</b>		<b>50</b>
2018	Non-Financial Release		5		5	
	Financial Release			10	10	
	Indictment Summons		2	10	12	
	Detained Until Disposition			11	11	
	<b>Total</b>		<b>7</b>	<b>31</b>		<b>38</b>
2019	Non-Financial Release		3		3	
	Financial Release			19	19	
	Indictment Summons		1	30	31	
	Detained Until Disposition			18	18	
	<b>Total</b>		<b>4</b>	<b>67</b>		<b>71</b>
2020	Administrative Release	1			1	
	Non-Financial Release		5		5	
	Financial Release			18	18	
	Indictment Summons		16	9	25	
	Detained Until Disposition			13	13	
<b>Total</b>	<b>1</b>	<b>21</b>	<b>40</b>		<b>62</b>	
2021	Administrative Release	2			2	
	Financial Release			10	10	
	Indictment Summons		2	4	6	
	Detained Until Disposition		1	16	1	18
	In Custody			4	1	5
<b>Total</b>	<b>2</b>	<b>3</b>	<b>34</b>	<b>2</b>	<b>41</b>	

\* Data provided from the Pretrial Information Management System.

\* A single release bond may apply to multiple cases.

\* A single case may have multiple different bonds set over time. Only the most recent release bond is reported for each case.

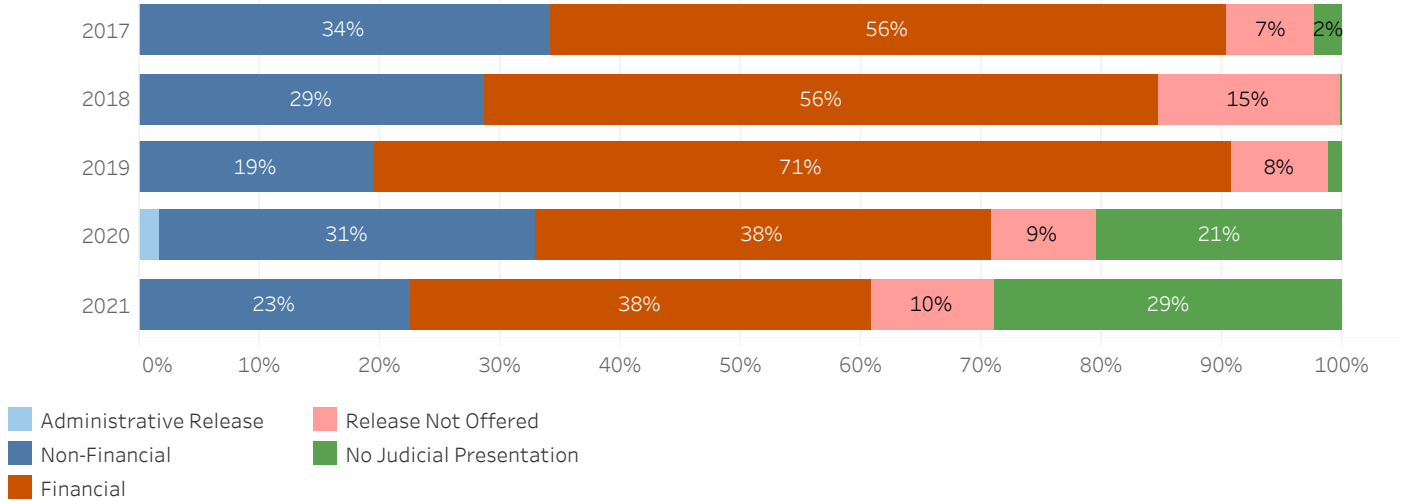


ADMINISTRATIVE OFFICE OF THE COURTS  
Research and Statistics

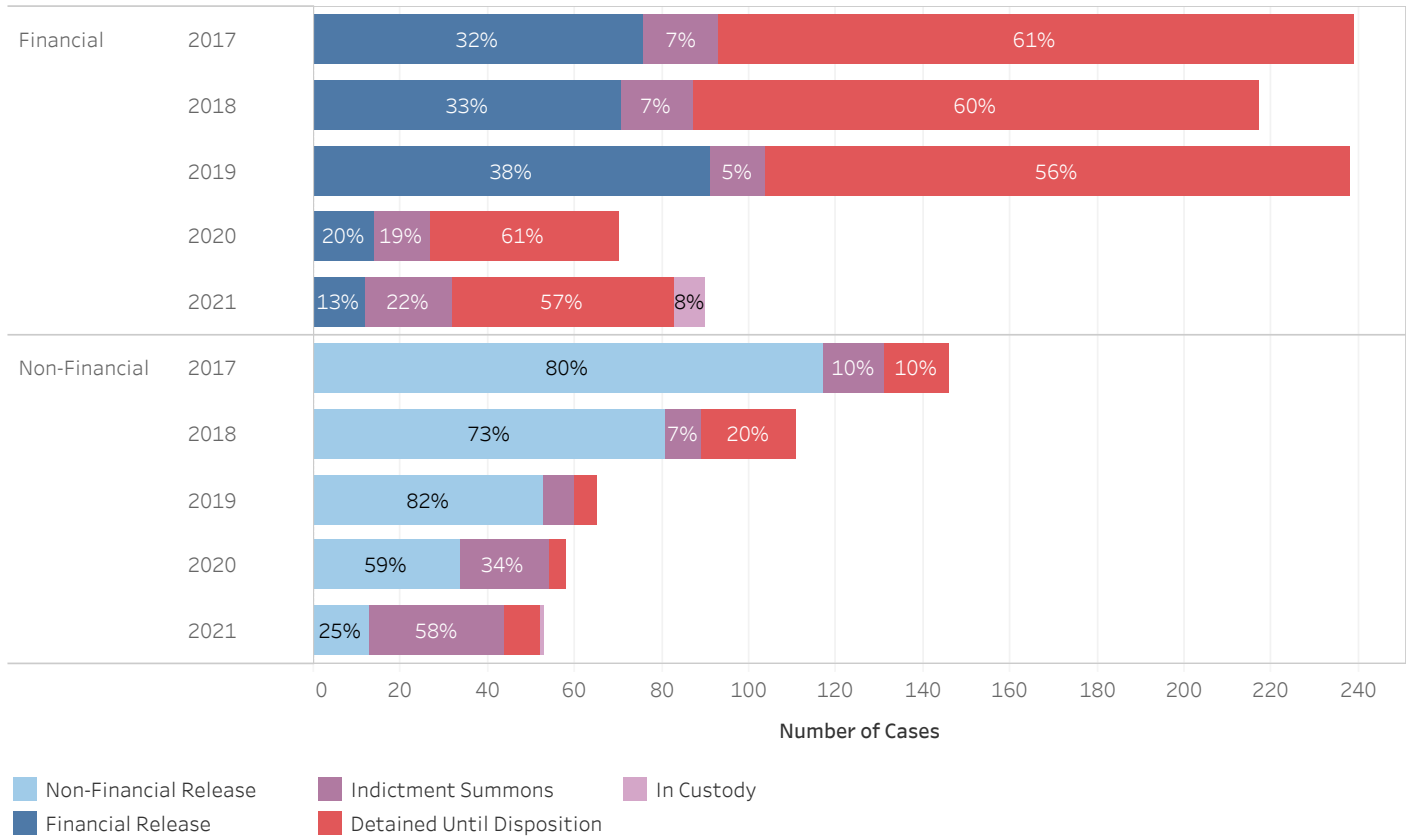
19\_PINS8007

Circuit Court Cases Booked CY 17-21 CARROLL COUNTY

Circuit Court Release Decision (Bond) Percentage by Year of Case Booking



Number of Circuit Court Cases and Release Outcome for Financial and Non-Financial Bonds  
(Excludes Administrative Release, Release Not Offered, and No Judicial Presentation)



\* Data provided from the Pretrial Information Management System.

\* A single release bond may apply to multiple cases.

\* A single case may have multiple different bonds set over time. Only the most recent release bond is reported for each case.



**ADMINISTRATIVE OFFICE OF THE COURTS  
Research and Statistics**

19\_PINS8007

**Circuit Court Cases Booked CY 17-21 CARROLL COUNTY**

Circuit Court Release Decision and Release Outcome by Year of Case Booking

Year of Date Booked	Release Outcome	Release Decision					Grand Total
		Administrative Release	Non-Financial	Financial	Release Not Offered	No Judicial Presentation	
2017	Non-Financial Release		117				117
	Financial Release			76			76
	Indictment Summons		14	17			31
	Detained Until Disposition		15	146	31	10	202
	<b>Total</b>		<b>146</b>	<b>239</b>	<b>31</b>	<b>10</b>	<b>426</b>
2018	Non-Financial Release		81				81
	Financial Release			71			71
	Indictment Summons		8	16			24
	Detained Until Disposition		22	130	58	1	211
	<b>Total</b>		<b>111</b>	<b>217</b>	<b>58</b>	<b>1</b>	<b>387</b>
2019	Non-Financial Release		53				53
	Financial Release			91			91
	Indictment Summons		7	13			20
	Detained Until Disposition		5	134	27	4	170
	<b>Total</b>		<b>65</b>	<b>238</b>	<b>27</b>	<b>4</b>	<b>334</b>
2020	Administrative Release	3					3
	Non-Financial Release		34				34
	Financial Release			14			14
	Indictment Summons		20	13			33
	Detained Until Disposition		4	43	16	38	101
	<b>Total</b>	<b>3</b>	<b>58</b>	<b>70</b>	<b>16</b>	<b>38</b>	<b>185</b>
2021	Non-Financial Release		13				13
	Financial Release			12			12
	Indictment Summons		31	20			51
	Detained Until Disposition		8	51	24	68	151
	In Custody		1	7			8
	<b>Total</b>		<b>53</b>	<b>90</b>	<b>24</b>	<b>68</b>	<b>235</b>

\* Data provided from the Pretrial Information Management System.

\* A single release bond may apply to multiple cases.

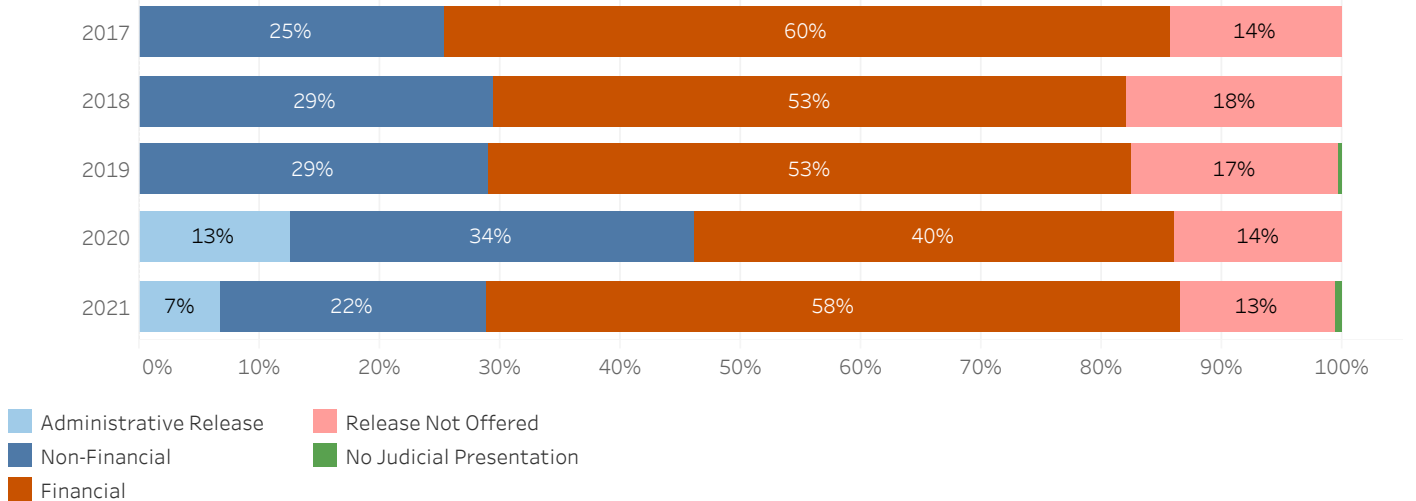
\* A single case may have multiple different bonds set over time. Only the most recent release bond is reported for each case.



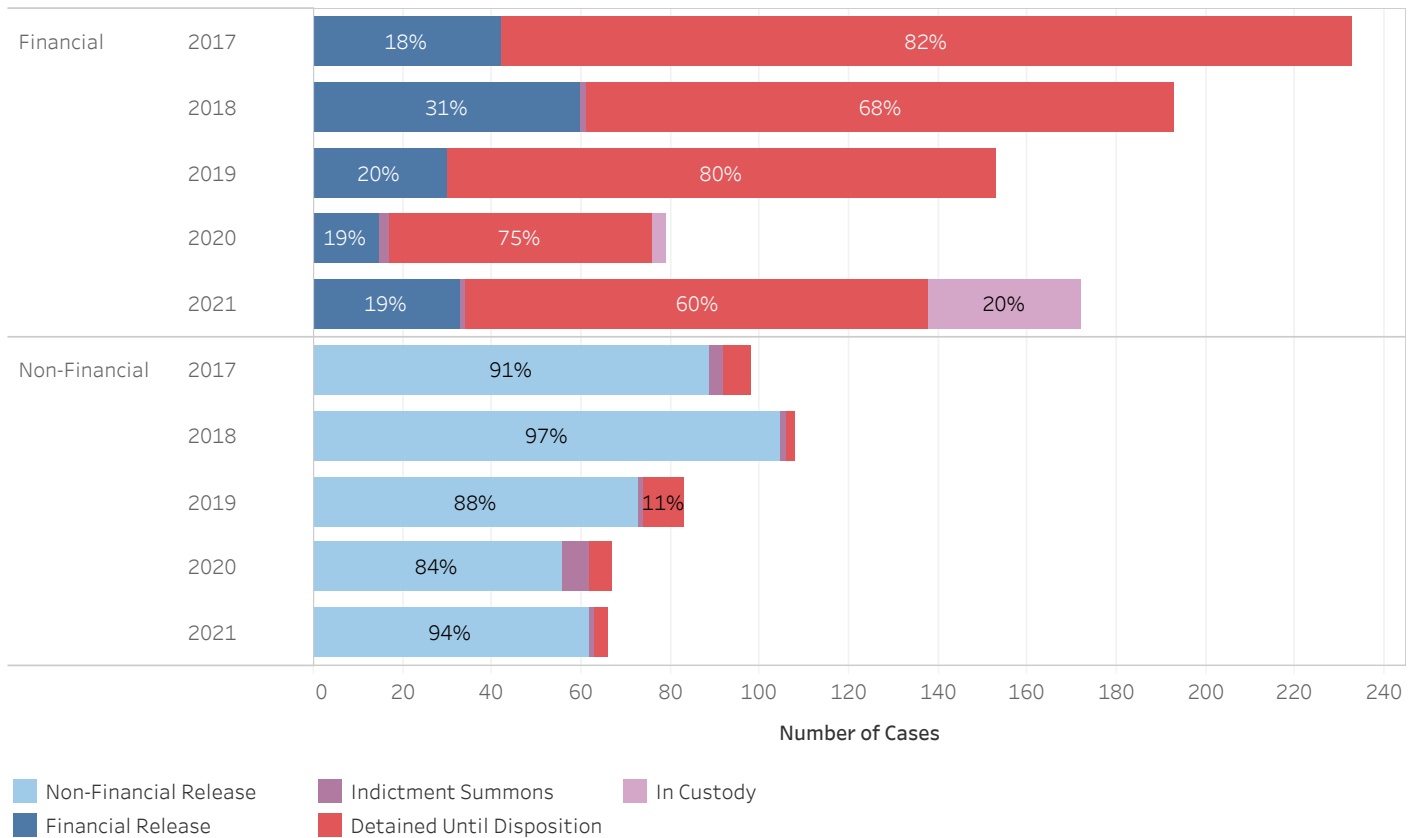
ADMINISTRATIVE OFFICE OF THE COURTS  
Research and Statistics

Circuit Court Cases Booked CY 17-21 CARTER COUNTY

Circuit Court Release Decision (Bond) Percentage by Year of Case Booking



Number of Circuit Court Cases and Release Outcome for Financial and Non-Financial Bonds  
(Excludes Administrative Release, Release Not Offered, and No Judicial Presentation)



\* Data provided from the Pretrial Information Management System.

\* A single release bond may apply to multiple cases.

\* A single case may have multiple different bonds set over time. Only the most recent release bond is reported for each case.





**ADMINISTRATIVE OFFICE OF THE COURTS  
Research and Statistics**

19\_PINS8007

**Circuit Court Cases Booked CY 17-21 CARTER COUNTY**

Circuit Court Release Decision and Release Outcome by Year of Case Booking

Year of Date Booked	Release Outcome	Release Decision					Grand Total
		Administrative Release	Non-Financial	Financial	Release Not Offered	No Judicial Presentation	
2017	Non-Financial Release		89				89
	Financial Release			42			42
	Indictment Summons		3				3
	Detained Until Disposition		6	191	55		252
	<b>Total</b>		<b>98</b>	<b>233</b>	<b>55</b>		<b>386</b>
2018	Non-Financial Release		105				105
	Financial Release			60			60
	Indictment Summons		1	1			2
	Detained Until Disposition		2	132	66		200
	<b>Total</b>		<b>108</b>	<b>193</b>	<b>66</b>		<b>367</b>
2019	Non-Financial Release		73				73
	Financial Release			30			30
	Indictment Summons		1				1
	Detained Until Disposition		9	123	49	1	182
	<b>Total</b>		<b>83</b>	<b>153</b>	<b>49</b>	<b>1</b>	<b>286</b>
2020	Administrative Release	21					21
	Non-Financial Release		56				56
	Financial Release			15			15
	Indictment Summons		6	2			8
	Detained Until Disposition	4	5	59	28		96
	In Custody			3			3
	<b>Total</b>	<b>25</b>	<b>67</b>	<b>79</b>	<b>28</b>		<b>199</b>
2021	Administrative Release	16					16
	Non-Financial Release		62				62
	Financial Release			33			33
	Indictment Summons		1	1			2
	Detained Until Disposition	2	3	104	34	2	145
	In Custody	2		34	4		40
	<b>Total</b>	<b>20</b>	<b>66</b>	<b>172</b>	<b>38</b>	<b>2</b>	<b>298</b>

\* Data provided from the Pretrial Information Management System.

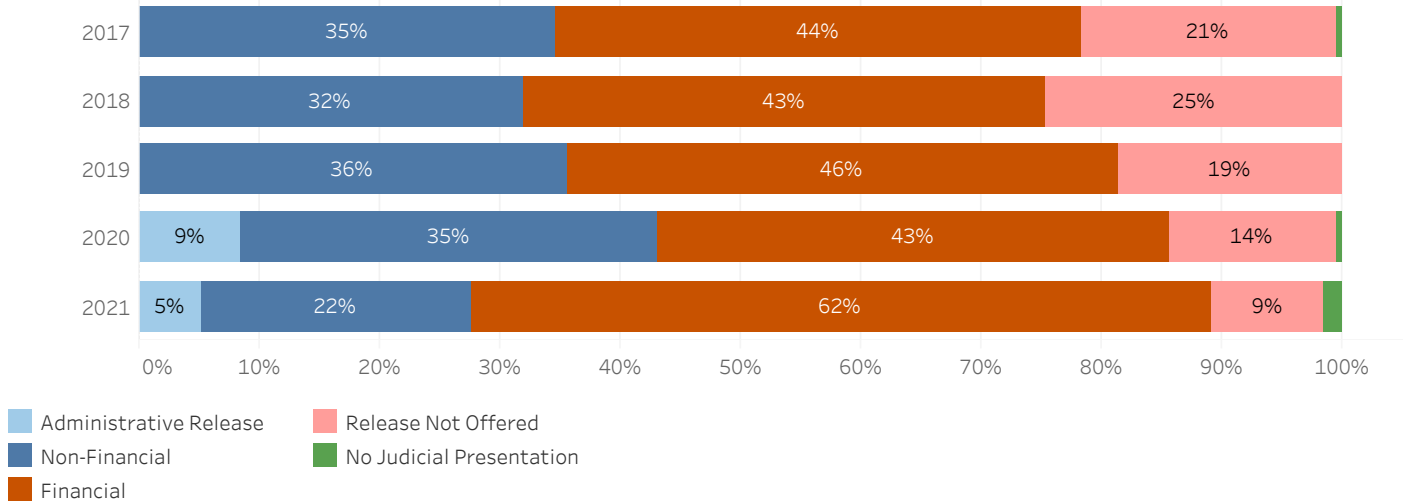
\* A single release bond may apply to multiple cases.

\* A single case may have multiple different bonds set over time. Only the most recent release bond is reported for each case.

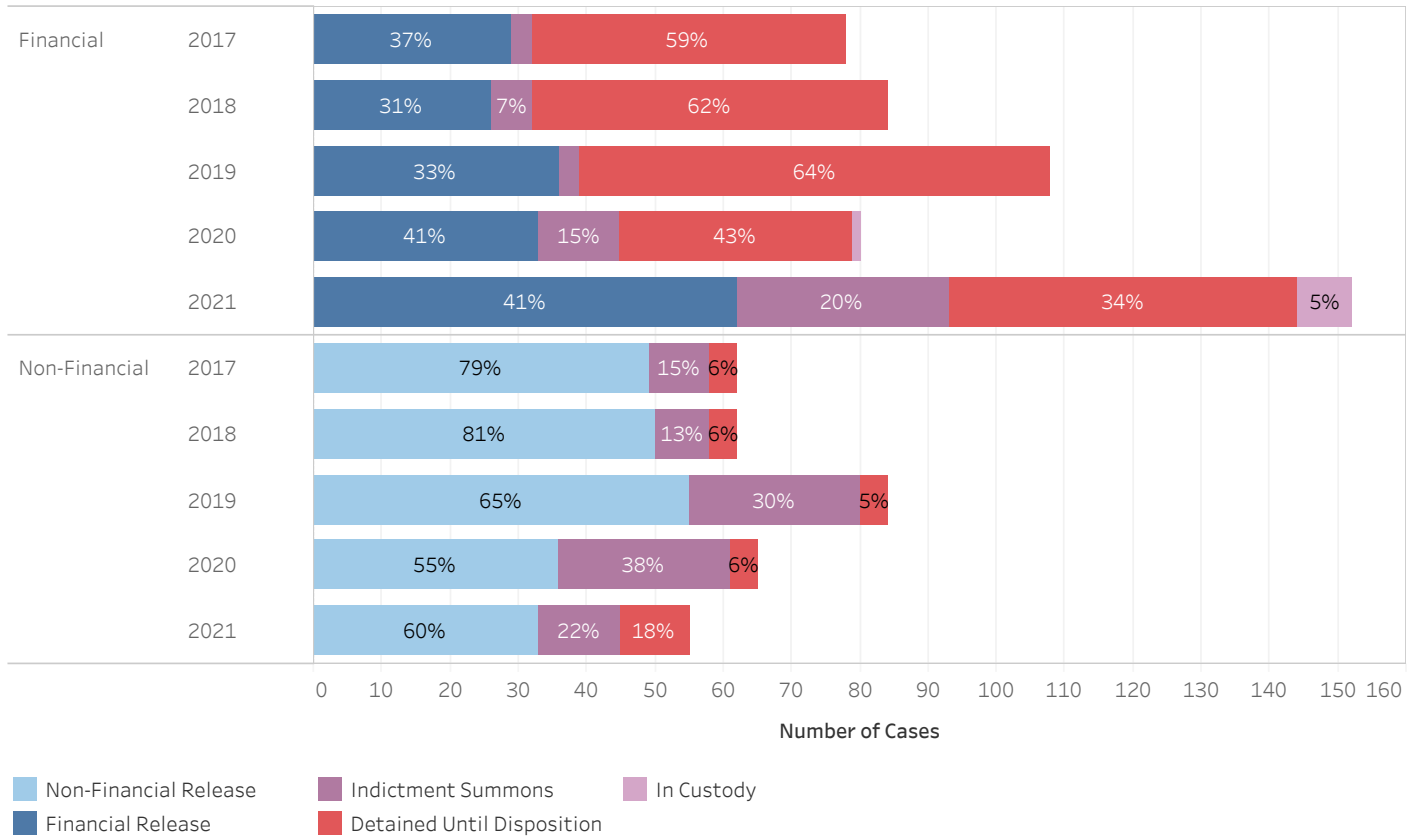


Circuit Court Cases Booked CY 17-21 CASEY COUNTY

Circuit Court Release Decision (Bond) Percentage by Year of Case Booking



Number of Circuit Court Cases and Release Outcome for Financial and Non-Financial Bonds  
(Excludes Administrative Release, Release Not Offered, and No Judicial Presentation)



\* Data provided from the Pretrial Information Management System.

\* A single release bond may apply to multiple cases.

\* A single case may have multiple different bonds set over time. Only the most recent release bond is reported for each case.



**ADMINISTRATIVE OFFICE OF THE COURTS  
Research and Statistics**

19\_PINS8007

**Circuit Court Cases Booked CY 17-21 CASEY COUNTY**

Circuit Court Release Decision and Release Outcome by Year of Case Booking

Year of Date Booked	Release Outcome	Release Decision					Grand Total
		Administrative Release	Non-Financial	Financial	Release Not Offered	No Judicial Presentation	
2017	Non-Financial Release		49				49
	Financial Release			29			29
	Indictment Summons		9	3			12
	Detained Until Disposition		4	46	38	1	89
	<b>Total</b>		<b>62</b>	<b>78</b>	<b>38</b>	<b>1</b>	<b>179</b>
2018	Non-Financial Release		50				50
	Financial Release			26			26
	Indictment Summons		8	6			14
	Detained Until Disposition		4	52	48		104
	<b>Total</b>		<b>62</b>	<b>84</b>	<b>48</b>		<b>194</b>
2019	Non-Financial Release		55				55
	Financial Release			36			36
	Indictment Summons		25	3			28
	Detained Until Disposition		4	69	44		117
	<b>Total</b>		<b>84</b>	<b>108</b>	<b>44</b>		<b>236</b>
2020	Administrative Release	14					14
	Non-Financial Release		36				36
	Financial Release			33			33
	Indictment Summons		25	12			37
	Detained Until Disposition	2	4	34	26	1	67
	In Custody			1			1
	<b>Total</b>	<b>16</b>	<b>65</b>	<b>80</b>	<b>26</b>	<b>1</b>	<b>188</b>
2021	Administrative Release	12					12
	Non-Financial Release		33				33
	Financial Release			62			62
	Indictment Summons		12	31			43
	Detained Until Disposition	1	10	51	23	4	89
	In Custody			8			8
	<b>Total</b>	<b>13</b>	<b>55</b>	<b>152</b>	<b>23</b>	<b>4</b>	<b>247</b>

\* Data provided from the Pretrial Information Management System.

\* A single release bond may apply to multiple cases.

\* A single case may have multiple different bonds set over time. Only the most recent release bond is reported for each case.

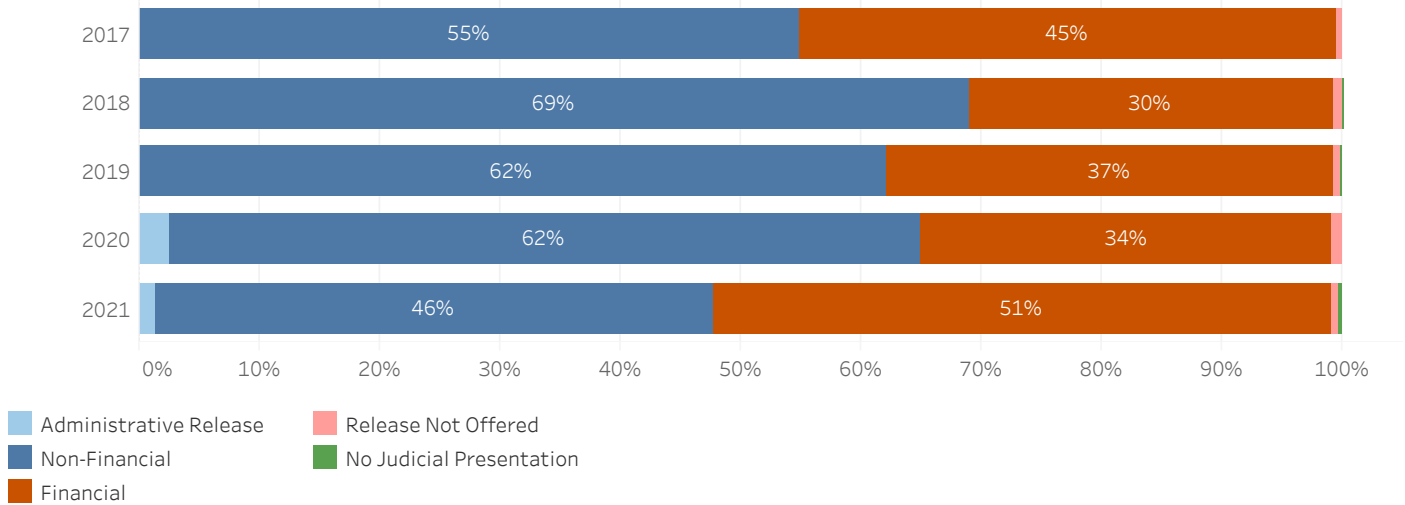


ADMINISTRATIVE OFFICE OF THE COURTS  
Research and Statistics

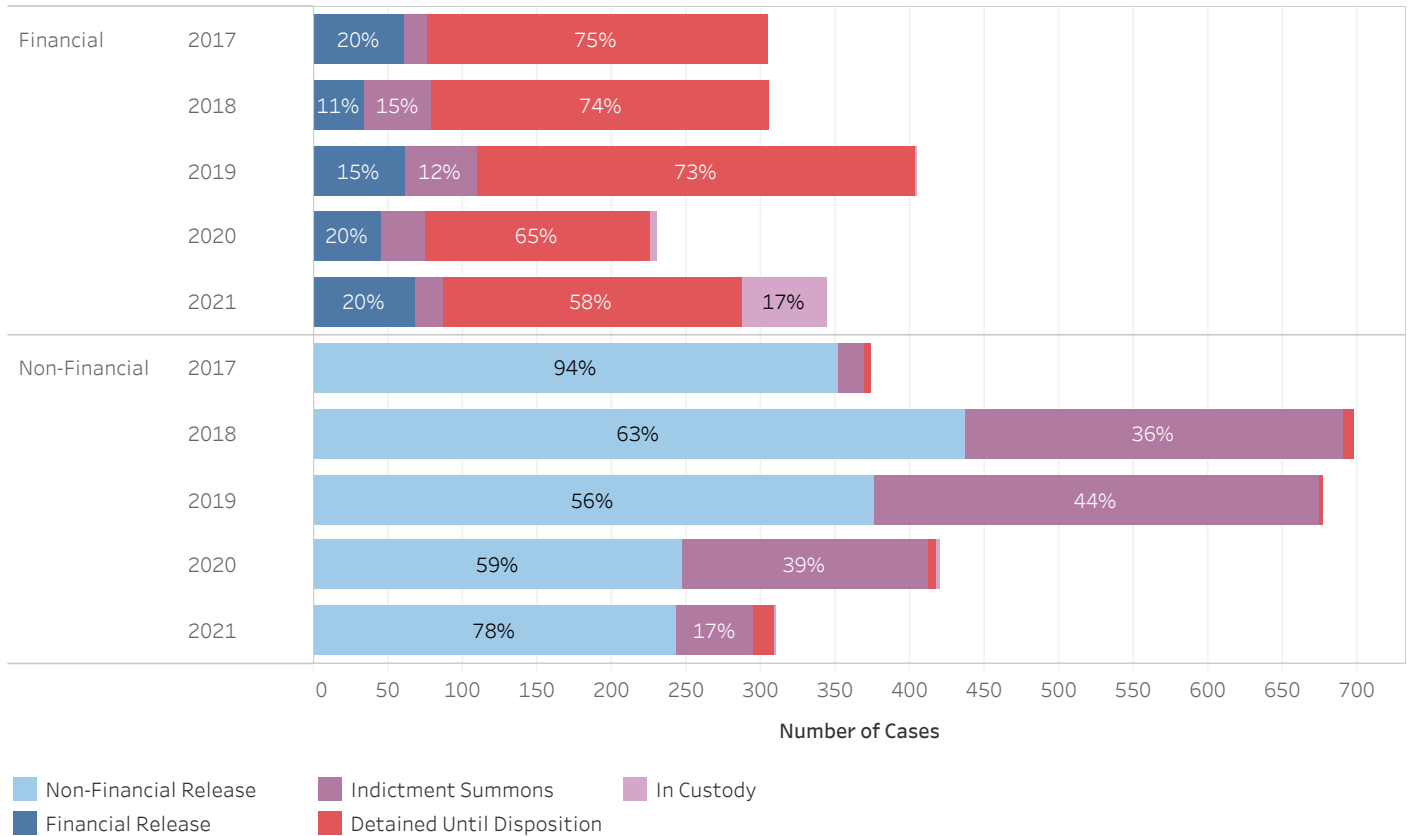
19\_PINS8007

Circuit Court Cases Booked CY 17-21 CHRISTIAN COUNTY

Circuit Court Release Decision (Bond) Percentage by Year of Case Booking



Number of Circuit Court Cases and Release Outcome for Financial and Non-Financial Bonds  
(Excludes Administrative Release, Release Not Offered, and No Judicial Presentation)



\* Data provided from the Pretrial Information Management System.

\* A single release bond may apply to multiple cases.

\* A single case may have multiple different bonds set over time. Only the most recent release bond is reported for each case.



**ADMINISTRATIVE OFFICE OF THE COURTS  
Research and Statistics**

19\_PINS8007

**Circuit Court Cases Booked CY 17-21 CHRISTIAN COUNTY**

Circuit Court Release Decision and Release Outcome by Year of Case Booking

Year of Date Booked	Release Outcome	Release Decision					Grand Total
		Administrative Release	Non-Financial	Financial	Release Not Offered	No Judicial Presentation	
2017	Non-Financial Release		352				352
	Financial Release			61			61
	Indictment Summons		17	15			32
	Detained Until Disposition		5	228	3		236
	<b>Total</b>		<b>374</b>	<b>304</b>	<b>3</b>		<b>681</b>
2018	Non-Financial Release		438				438
	Financial Release			34			34
	Indictment Summons		253	45			298
	Detained Until Disposition		7	227	7	1	242
	<b>Total</b>		<b>698</b>	<b>306</b>	<b>7</b>	<b>1</b>	<b>1,012</b>
2019	Non-Financial Release		376				376
	Financial Release			61			61
	Indictment Summons		299	49			348
	Detained Until Disposition		2	294	6	3	305
	In Custody			1			1
	<b>Total</b>		<b>677</b>	<b>405</b>	<b>6</b>	<b>3</b>	<b>1,091</b>
2020	Administrative Release	14					14
	Non-Financial Release		248				248
	Financial Release			46			46
	Indictment Summons		165	29			194
	Detained Until Disposition	3	5	151	6		165
	In Custody		2	5			7
	<b>Total</b>	<b>17</b>	<b>420</b>	<b>231</b>	<b>6</b>		<b>674</b>
2021	Administrative Release	8					8
	Non-Financial Release		243				243
	Financial Release			68			68
	Indictment Summons		52	20			72
	Detained Until Disposition	1	14	199	4	2	220
	In Custody		1	57			58
	<b>Total</b>	<b>9</b>	<b>310</b>	<b>344</b>	<b>4</b>	<b>2</b>	<b>669</b>

\* Data provided from the Pretrial Information Management System.

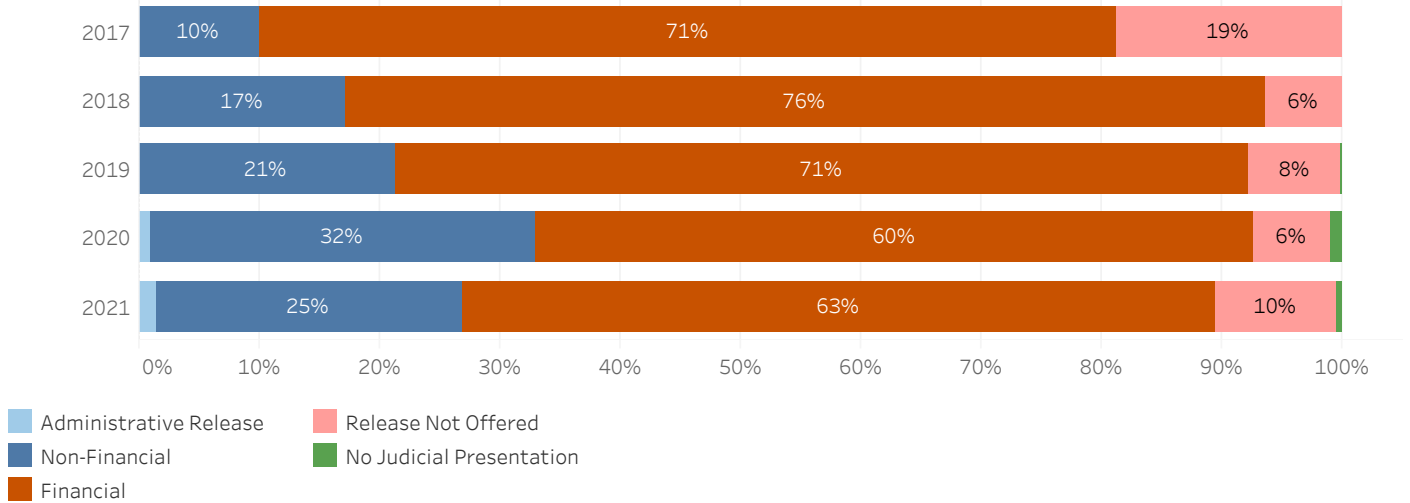
\* A single release bond may apply to multiple cases.

\* A single case may have multiple different bonds set over time. Only the most recent release bond is reported for each case.

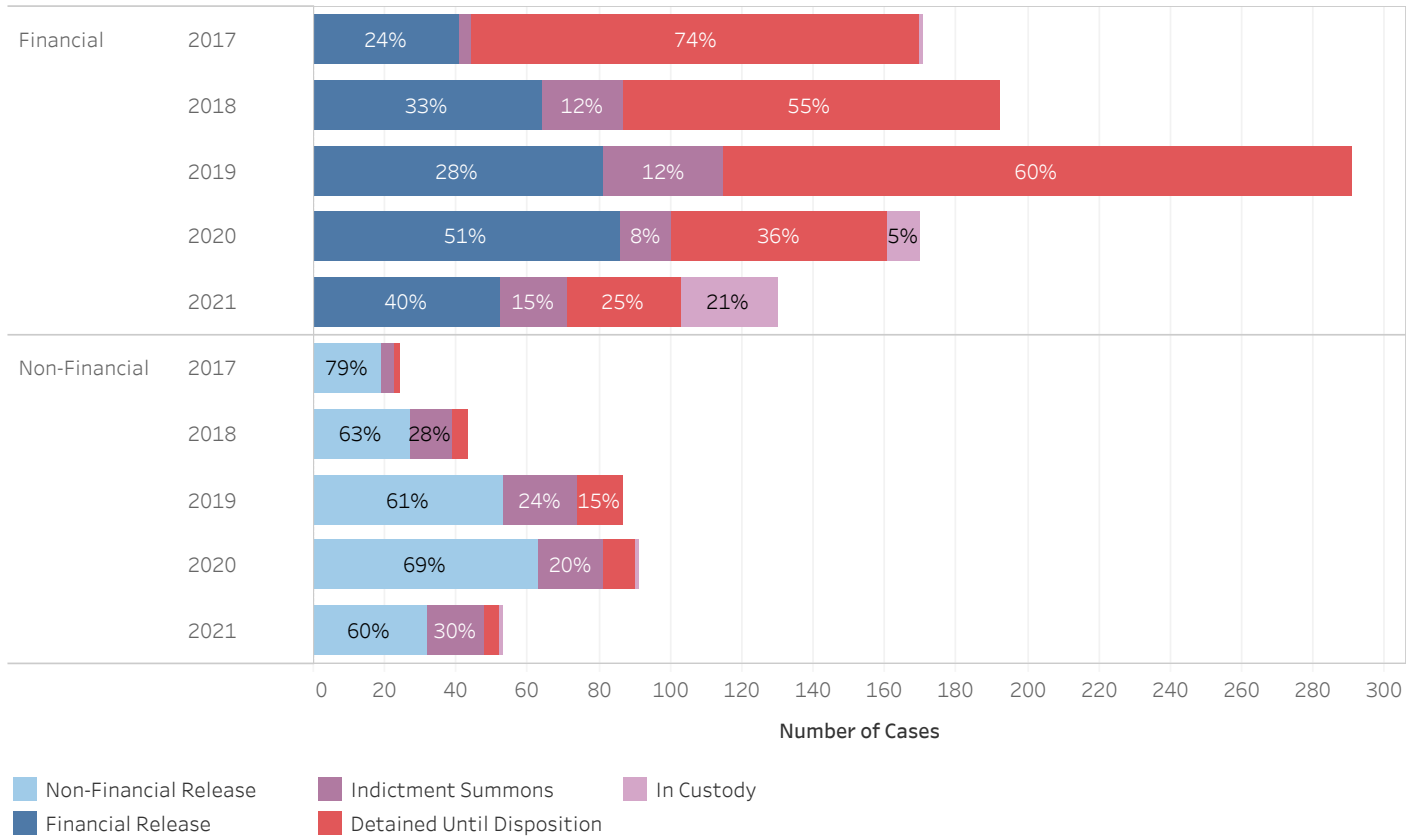


Circuit Court Cases Booked CY 17-21 CLARK COUNTY

Circuit Court Release Decision (Bond) Percentage by Year of Case Booking



Number of Circuit Court Cases and Release Outcome for Financial and Non-Financial Bonds  
(Excludes Administrative Release, Release Not Offered, and No Judicial Presentation)



\* Data provided from the Pretrial Information Management System.

\* A single release bond may apply to multiple cases.

\* A single case may have multiple different bonds set over time. Only the most recent release bond is reported for each case.



**ADMINISTRATIVE OFFICE OF THE COURTS  
Research and Statistics**

19\_PINS8007

**Circuit Court Cases Booked CY 17-21 CLARK COUNTY**

Circuit Court Release Decision and Release Outcome by Year of Case Booking

Year of Date Booked	Release Outcome	Release Decision					Grand Total
		Administrative Release	Non-Financial	Financial	Release Not Offered	No Judicial Presentation	
2017	Non-Financial Release		19				19
	Financial Release			41			41
	Indictment Summons		4	3			7
	Detained Until Disposition		1	126	45		172
	In Custody			1			1
	<b>Total</b>			<b>24</b>	<b>171</b>	<b>45</b>	
2018	Non-Financial Release		27				27
	Financial Release			64			64
	Indictment Summons		12	23			35
	Detained Until Disposition		4	105	16		125
	<b>Total</b>			<b>43</b>	<b>192</b>	<b>16</b>	
2019	Non-Financial Release		53				53
	Financial Release			81			81
	Indictment Summons		21	34			55
	Detained Until Disposition		13	176	31	1	221
	<b>Total</b>			<b>87</b>	<b>291</b>	<b>31</b>	<b>1</b>
2020	Administrative Release	3					3
	Non-Financial Release		63				63
	Financial Release			86			86
	Indictment Summons		18	14			32
	Detained Until Disposition		9	61	18	3	91
	In Custody		1	9			10
<b>Total</b>		<b>3</b>	<b>91</b>	<b>170</b>	<b>18</b>	<b>3</b>	<b>285</b>
2021	Administrative Release	1					1
	Non-Financial Release		32				32
	Financial Release			52			52
	Indictment Summons		16	19			35
	Detained Until Disposition	2	4	32	17	1	56
	In Custody		1	27	4		32
<b>Total</b>		<b>3</b>	<b>53</b>	<b>130</b>	<b>21</b>	<b>1</b>	<b>208</b>

\* Data provided from the Pretrial Information Management System.

\* A single release bond may apply to multiple cases.

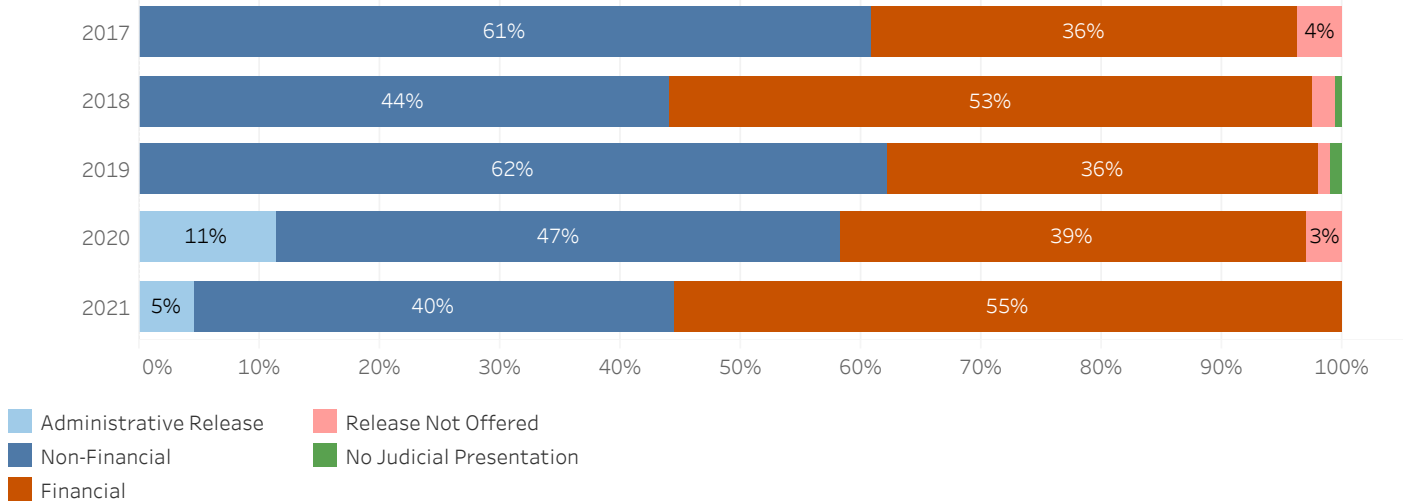
\* A single case may have multiple different bonds set over time. Only the most recent release bond is reported for each case.



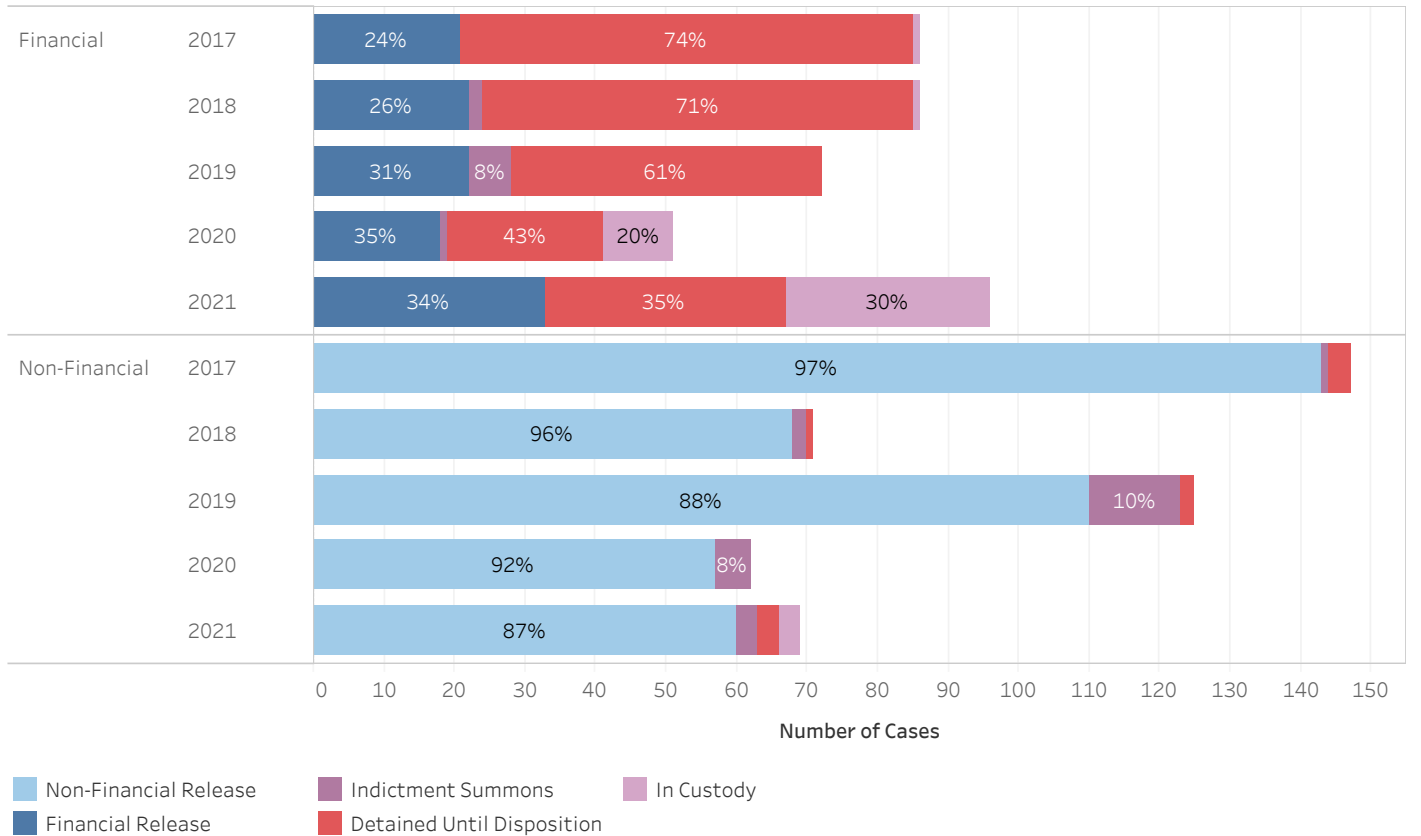
ADMINISTRATIVE OFFICE OF THE COURTS  
Research and Statistics

Circuit Court Cases Booked CY 17-21 CLAY COUNTY

Circuit Court Release Decision (Bond) Percentage by Year of Case Booking



Number of Circuit Court Cases and Release Outcome for Financial and Non-Financial Bonds  
(Excludes Administrative Release, Release Not Offered, and No Judicial Presentation)



\* Data provided from the Pretrial Information Management System.

\* A single release bond may apply to multiple cases.

\* A single case may have multiple different bonds set over time. Only the most recent release bond is reported for each case.





**ADMINISTRATIVE OFFICE OF THE COURTS**  
**Research and Statistics**

19\_PINS8007

**Circuit Court Cases Booked CY 17-21 CLAY COUNTY**

Circuit Court Release Decision and Release Outcome by Year of Case Booking

Year of Date Booked	Release Outcome	Release Decision					Grand Total
		Administrative Release	Non-Financial	Financial	Release Not Offered	No Judicial Presentation	
2017	Non-Financial Release		143				143
	Financial Release			21			21
	Indictment Summons		1				1
	Detained Until Disposition		3	64	9		76
	In Custody			1			1
	<b>Total</b>			<b>147</b>	<b>86</b>	<b>9</b>	
2018	Non-Financial Release		68				68
	Financial Release			22			22
	Indictment Summons		2	2			4
	Detained Until Disposition		1	61	3	1	66
	In Custody			1			1
	<b>Total</b>			<b>71</b>	<b>86</b>	<b>3</b>	<b>1</b>
2019	Non-Financial Release		110				110
	Financial Release			22			22
	Indictment Summons		13	6			19
	Detained Until Disposition		2	44	2	2	50
	<b>Total</b>			<b>125</b>	<b>72</b>	<b>2</b>	<b>2</b>
2020	Administrative Release	15					15
	Non-Financial Release		57				57
	Financial Release			18			18
	Indictment Summons		5	1			6
	Detained Until Disposition			22	4		26
	In Custody			10			10
	<b>Total</b>	<b>15</b>	<b>62</b>	<b>51</b>	<b>4</b>		<b>132</b>
2021	Administrative Release	8					8
	Non-Financial Release		60				60
	Financial Release			33			33
	Indictment Summons		3				3
	Detained Until Disposition		3	34			37
	In Custody		3	29			32
	<b>Total</b>	<b>8</b>	<b>69</b>	<b>96</b>			<b>173</b>

\* Data provided from the Pretrial Information Management System.

\* A single release bond may apply to multiple cases.

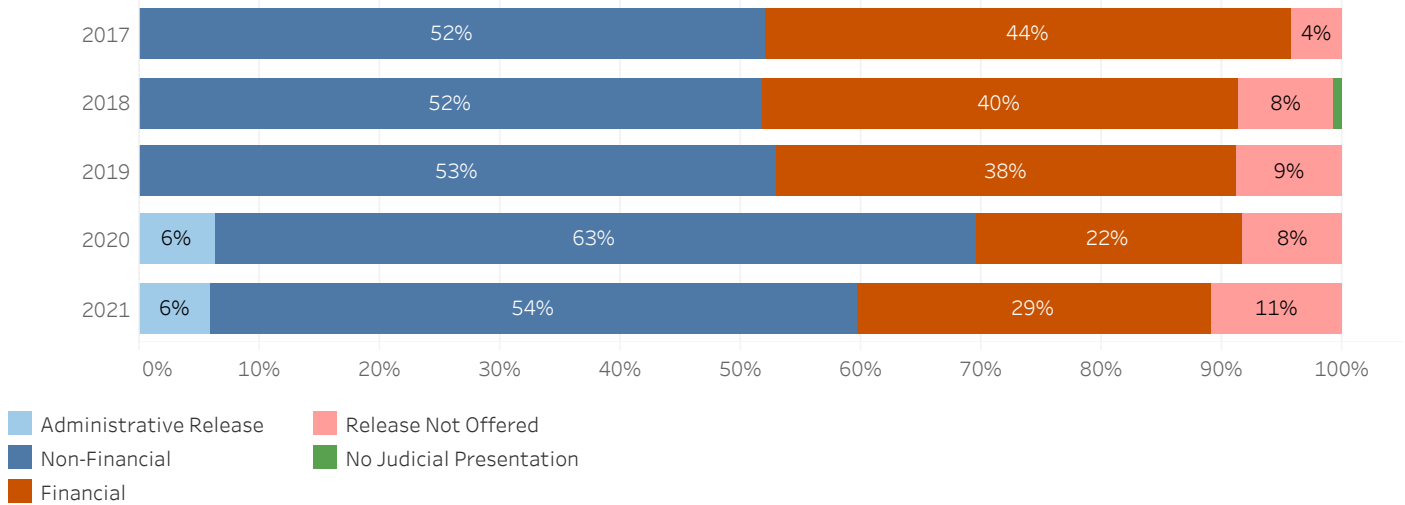
\* A single case may have multiple different bonds set over time. Only the most recent release bond is reported for each case.



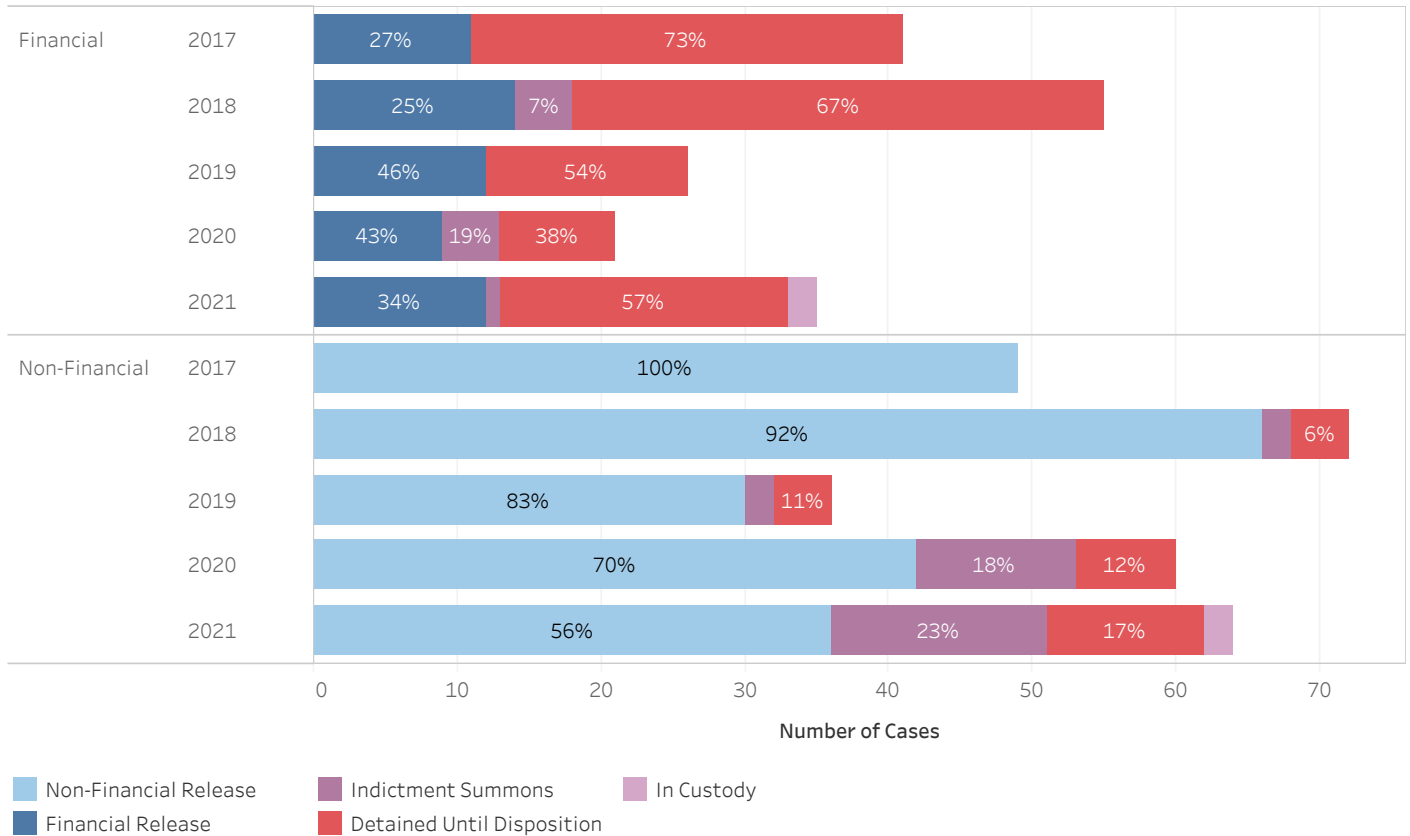
ADMINISTRATIVE OFFICE OF THE COURTS  
Research and Statistics

Circuit Court Cases Booked CY 17-21 CLINTON COUNTY

Circuit Court Release Decision (Bond) Percentage by Year of Case Booking



Number of Circuit Court Cases and Release Outcome for Financial and Non-Financial Bonds  
(Excludes Administrative Release, Release Not Offered, and No Judicial Presentation)



\* Data provided from the Pretrial Information Management System.

\* A single release bond may apply to multiple cases.

\* A single case may have multiple different bonds set over time. Only the most recent release bond is reported for each case.



**ADMINISTRATIVE OFFICE OF THE COURTS  
Research and Statistics**

19\_PINS8007

**Circuit Court Cases Booked CY 17-21 CLINTON COUNTY**

Circuit Court Release Decision and Release Outcome by Year of Case Booking

Year of Date Booked	Release Outcome	Release Decision					Grand Total
		Administrative Release	Non-Financial	Financial	Release Not Offered	No Judicial Presentation	
2017	Non-Financial Release		49				49
	Financial Release			11			11
	Detained Until Disposition			30	4		34
	<b>Total</b>		<b>49</b>	<b>41</b>	<b>4</b>		<b>94</b>
2018	Non-Financial Release		66				66
	Financial Release			14			14
	Indictment Summons		2	4			6
	Detained Until Disposition		4	37	11	1	53
	<b>Total</b>		<b>72</b>	<b>55</b>	<b>11</b>	<b>1</b>	<b>139</b>
2019	Non-Financial Release		30				30
	Financial Release			12			12
	Indictment Summons		2				2
	Detained Until Disposition		4	14	6		24
	<b>Total</b>		<b>36</b>	<b>26</b>	<b>6</b>		<b>68</b>
2020	Administrative Release	6					6
	Non-Financial Release		42				42
	Financial Release			9			9
	Indictment Summons		11	4			15
	Detained Until Disposition		7	8	8		23
	<b>Total</b>	<b>6</b>	<b>60</b>	<b>21</b>	<b>8</b>		<b>95</b>
2021	Administrative Release	7					7
	Non-Financial Release		36				36
	Financial Release			12			12
	Indictment Summons		15	1			16
	Detained Until Disposition		11	20	13		44
	In Custody		2	2			4
	<b>Total</b>	<b>7</b>	<b>64</b>	<b>35</b>	<b>13</b>		<b>119</b>

\* Data provided from the Pretrial Information Management System.

\* A single release bond may apply to multiple cases.

\* A single case may have multiple different bonds set over time. Only the most recent release bond is reported for each case.

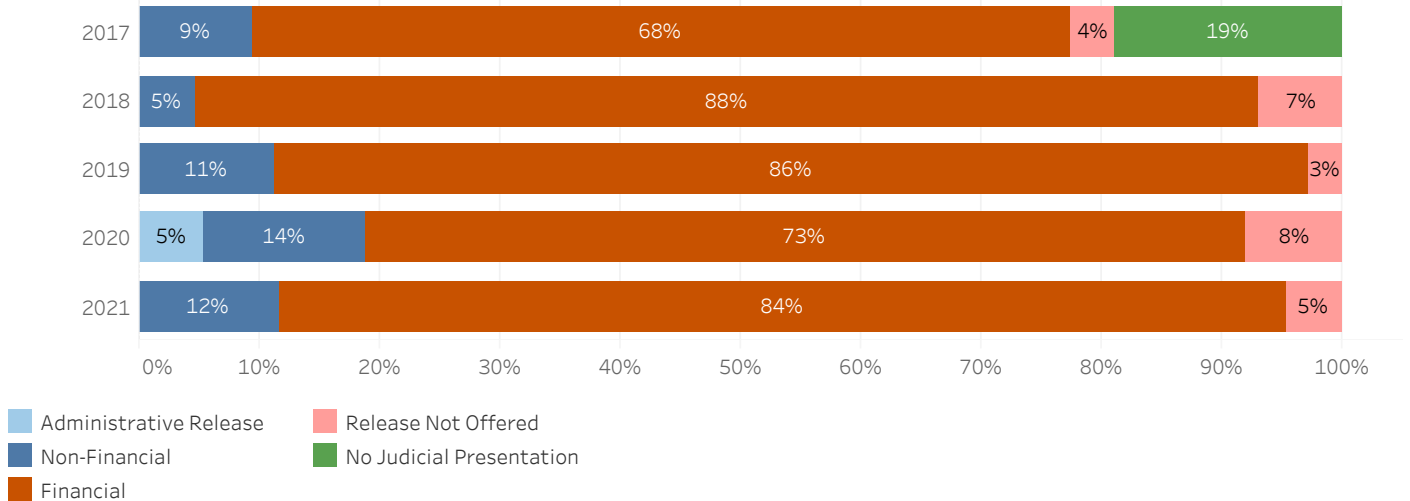


ADMINISTRATIVE OFFICE OF THE COURTS  
Research and Statistics

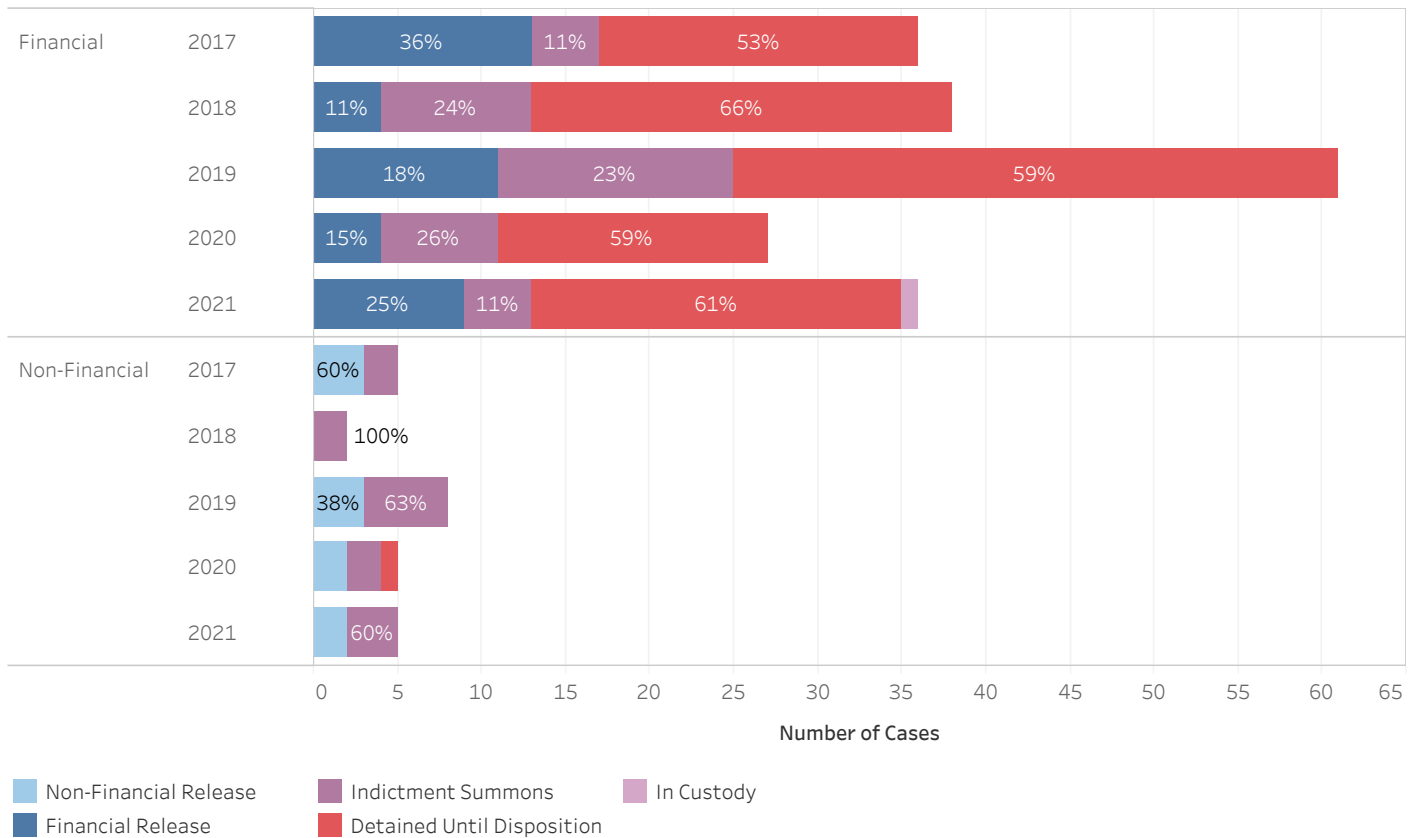
19\_PINS8007

Circuit Court Cases Booked CY 17-21 CRITTENDEN COUNTY

Circuit Court Release Decision (Bond) Percentage by Year of Case Booking



Number of Circuit Court Cases and Release Outcome for Financial and Non-Financial Bonds  
(Excludes Administrative Release, Release Not Offered, and No Judicial Presentation)



\* Data provided from the Pretrial Information Management System.

\* A single release bond may apply to multiple cases.

\* A single case may have multiple different bonds set over time. Only the most recent release bond is reported for each case.



**ADMINISTRATIVE OFFICE OF THE COURTS  
Research and Statistics**

19\_PINS8007

**Circuit Court Cases Booked CY 17-21 CRITTENDEN COUNTY**

Circuit Court Release Decision and Release Outcome by Year of Case Booking

Year of Date Booked	Release Outcome	Release Decision					Grand Total
		Administrative Release	Non-Financial	Financial	Release Not Offered	No Judicial Presentation	
2017	Non-Financial Release		3				3
	Financial Release			13			13
	Indictment Summons		2	4			6
	Detained Until Disposition			19	2	10	31
	<b>Total</b>		<b>5</b>	<b>36</b>	<b>2</b>	<b>10</b>	<b>53</b>
2018	Financial Release			4			4
	Indictment Summons		2	9			11
	Detained Until Disposition			25	3		28
	<b>Total</b>		<b>2</b>	<b>38</b>	<b>3</b>		<b>43</b>
2019	Non-Financial Release		3				3
	Financial Release			11			11
	Indictment Summons		5	14			19
	Detained Until Disposition			36	2		38
	<b>Total</b>		<b>8</b>	<b>61</b>	<b>2</b>		<b>71</b>
2020	Administrative Release	1					1
	Non-Financial Release		2				2
	Financial Release			4			4
	Indictment Summons		2	7			9
	Detained Until Disposition	1	1	16	3		21
	<b>Total</b>	<b>2</b>	<b>5</b>	<b>27</b>	<b>3</b>		<b>37</b>
2021	Non-Financial Release		2				2
	Financial Release			9			9
	Indictment Summons		3	4			7
	Detained Until Disposition			22	2		24
	In Custody			1			1
	<b>Total</b>		<b>5</b>	<b>36</b>	<b>2</b>		<b>43</b>

\* Data provided from the Pretrial Information Management System.

\* A single release bond may apply to multiple cases.

\* A single case may have multiple different bonds set over time. Only the most recent release bond is reported for each case.

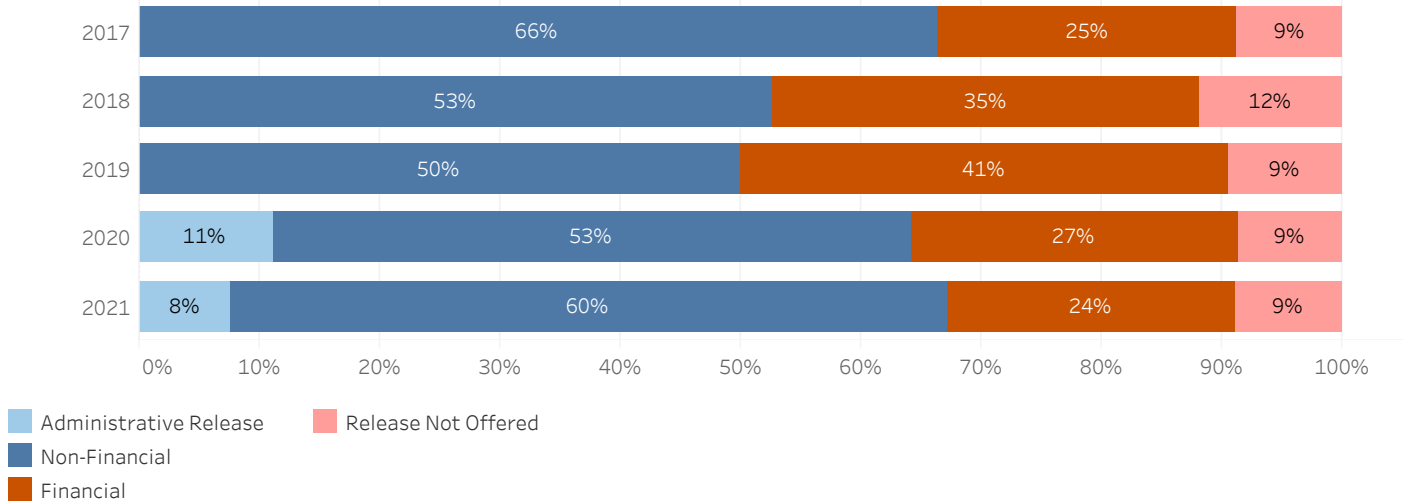


ADMINISTRATIVE OFFICE OF THE COURTS  
Research and Statistics

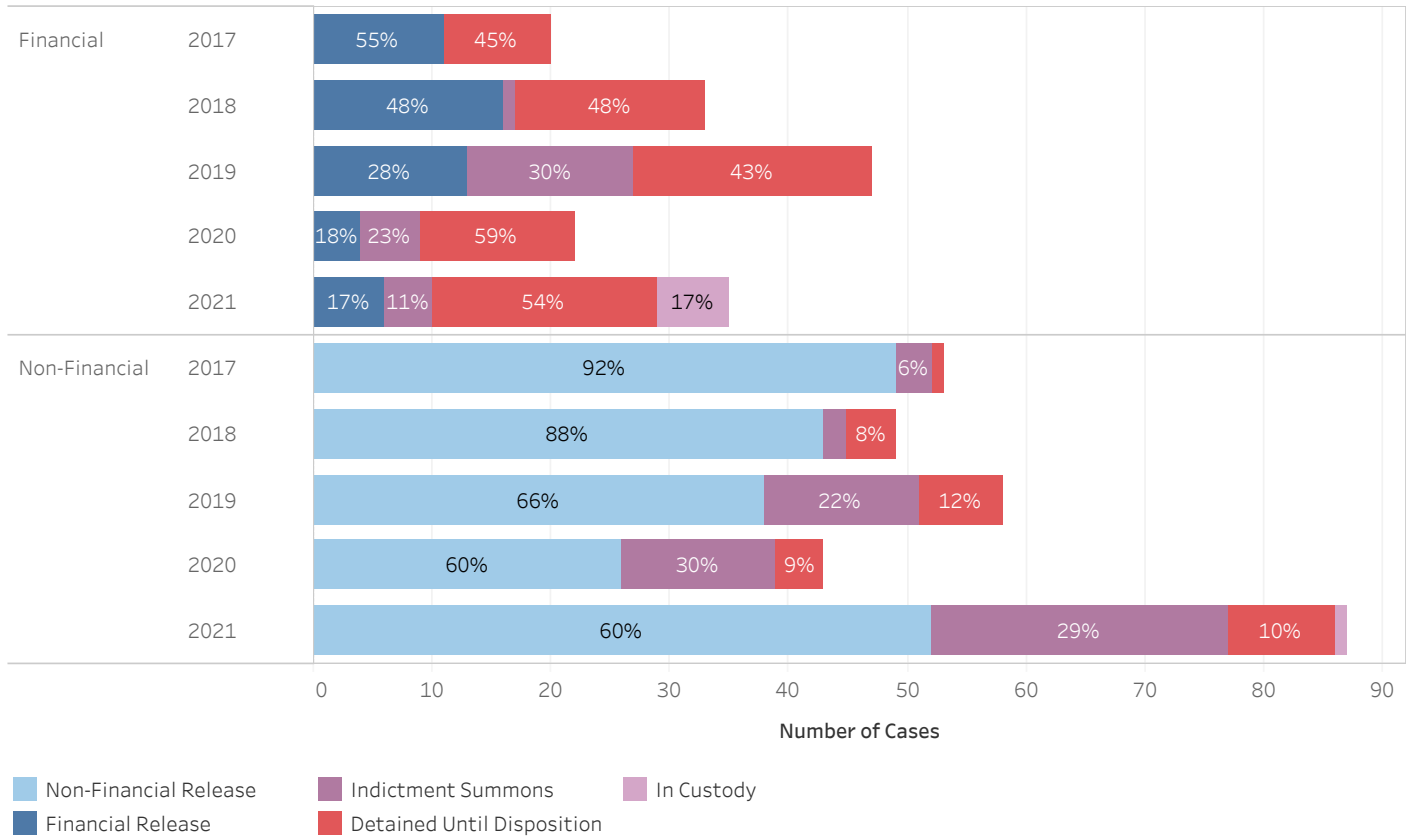
19\_PINS8007

Circuit Court Cases Booked CY 17-21 CUMBERLAND COUNTY

Circuit Court Release Decision (Bond) Percentage by Year of Case Booking



Number of Circuit Court Cases and Release Outcome for Financial and Non-Financial Bonds  
(Excludes Administrative Release, Release Not Offered, and No Judicial Presentation)



\* Data provided from the Pretrial Information Management System.

\* A single release bond may apply to multiple cases.

\* A single case may have multiple different bonds set over time. Only the most recent release bond is reported for each case.



**ADMINISTRATIVE OFFICE OF THE COURTS  
Research and Statistics**

19\_PINS8007

**Circuit Court Cases Booked CY 17-21 CUMBERLAND COUNTY**

Circuit Court Release Decision and Release Outcome by Year of Case Booking

Year of Date Booked	Release Outcome	Release Decision			Grand Total	
		Administrative Release	Non-Financial	Financial		Release Not Offered
2017	Non-Financial Release		49		49	
	Financial Release			11	11	
	Indictment Summons		3		3	
	Detained Until Disposition		1	9	7	17
	<b>Total</b>		<b>53</b>	<b>20</b>	<b>7</b>	<b>80</b>
2018	Non-Financial Release		43		43	
	Financial Release			16	16	
	Indictment Summons		2	1	3	
	Detained Until Disposition		4	16	11	31
	<b>Total</b>		<b>49</b>	<b>33</b>	<b>11</b>	<b>93</b>
2019	Non-Financial Release		38		38	
	Financial Release			13	13	
	Indictment Summons		13	14	27	
	Detained Until Disposition		7	20	11	38
	<b>Total</b>		<b>58</b>	<b>47</b>	<b>11</b>	<b>116</b>
2020	Administrative Release	9			9	
	Non-Financial Release		26		26	
	Financial Release			4	4	
	Indictment Summons		13	5	18	
	Detained Until Disposition		4	13	7	24
<b>Total</b>	<b>9</b>	<b>43</b>	<b>22</b>	<b>7</b>	<b>81</b>	
2021	Administrative Release	9			9	
	Non-Financial Release		52		52	
	Financial Release			6	6	
	Indictment Summons		25	4	29	
	Detained Until Disposition	2	9	19	13	43
	In Custody		1	6	7	
<b>Total</b>	<b>11</b>	<b>87</b>	<b>35</b>	<b>13</b>	<b>146</b>	

\* Data provided from the Pretrial Information Management System.

\* A single release bond may apply to multiple cases.

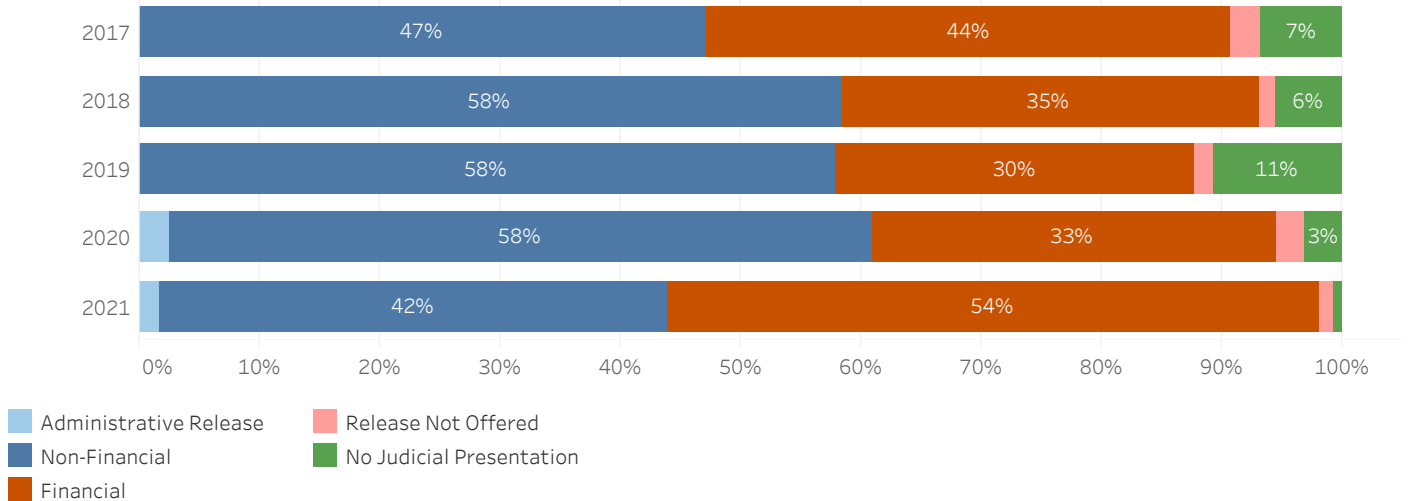
\* A single case may have multiple different bonds set over time. Only the most recent release bond is reported for each case.



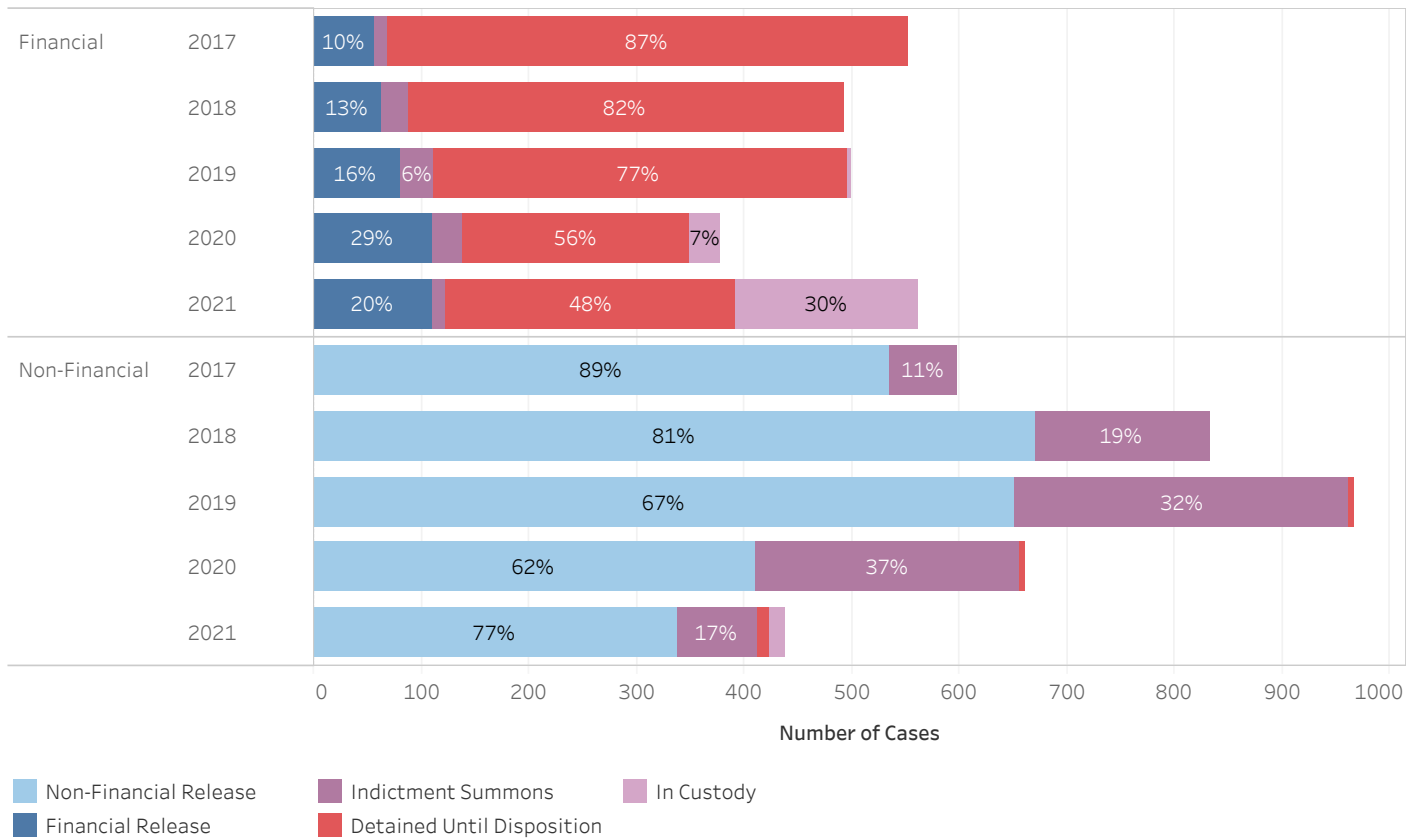
ADMINISTRATIVE OFFICE OF THE COURTS  
Research and Statistics

Circuit Court Cases Booked CY 17-21 DAVIESS COUNTY

Circuit Court Release Decision (Bond) Percentage by Year of Case Booking



Number of Circuit Court Cases and Release Outcome for Financial and Non-Financial Bonds  
(Excludes Administrative Release, Release Not Offered, and No Judicial Presentation)



\* Data provided from the Pretrial Information Management System.

\* A single release bond may apply to multiple cases.

\* A single case may have multiple different bonds set over time. Only the most recent release bond is reported for each case.





**ADMINISTRATIVE OFFICE OF THE COURTS  
Research and Statistics**

19\_PINS8007

**Circuit Court Cases Booked CY 17-21 DAVIESS COUNTY**

Circuit Court Release Decision and Release Outcome by Year of Case Booking

Year of Date Booked	Release Outcome	Release Decision					Grand Total
		Administrative Release	Non-Financial	Financial	Release Not Offered	No Judicial Presentation	
2017	Non-Financial Release		535				535
	Financial Release			57			57
	Indictment Summons		63	13			76
	Detained Until Disposition			483	32	86	601
	<b>Total</b>		<b>598</b>	<b>553</b>	<b>32</b>	<b>86</b>	<b>1,269</b>
2018	Non-Financial Release		671				671
	Financial Release			63			63
	Indictment Summons		161	25			186
	Detained Until Disposition			404	21	79	504
	<b>Total</b>		<b>832</b>	<b>492</b>	<b>21</b>	<b>79</b>	<b>1,424</b>
2019	Non-Financial Release		651				651
	Financial Release			80			80
	Indictment Summons		311	32			343
	Detained Until Disposition		4	383	27	179	593
	In Custody			4			4
	<b>Total</b>		<b>966</b>	<b>499</b>	<b>27</b>	<b>179</b>	<b>1,671</b>
2020	Administrative Release	24					24
	Non-Financial Release		411				411
	Financial Release			110			110
	Indictment Summons		245	28			273
	Detained Until Disposition	5	5	212	26	36	284
	In Custody			28	1		29
	<b>Total</b>	<b>29</b>	<b>661</b>	<b>378</b>	<b>27</b>	<b>36</b>	<b>1,131</b>
2021	Administrative Release	14					14
	Non-Financial Release		338				338
	Financial Release			110			110
	Indictment Summons		74	12			86
	Detained Until Disposition	3	12	270	6	6	297
	In Custody	1	13	170	5	2	191
	<b>Total</b>	<b>18</b>	<b>437</b>	<b>562</b>	<b>11</b>	<b>8</b>	<b>1,036</b>

\* Data provided from the Pretrial Information Management System.

\* A single release bond may apply to multiple cases.

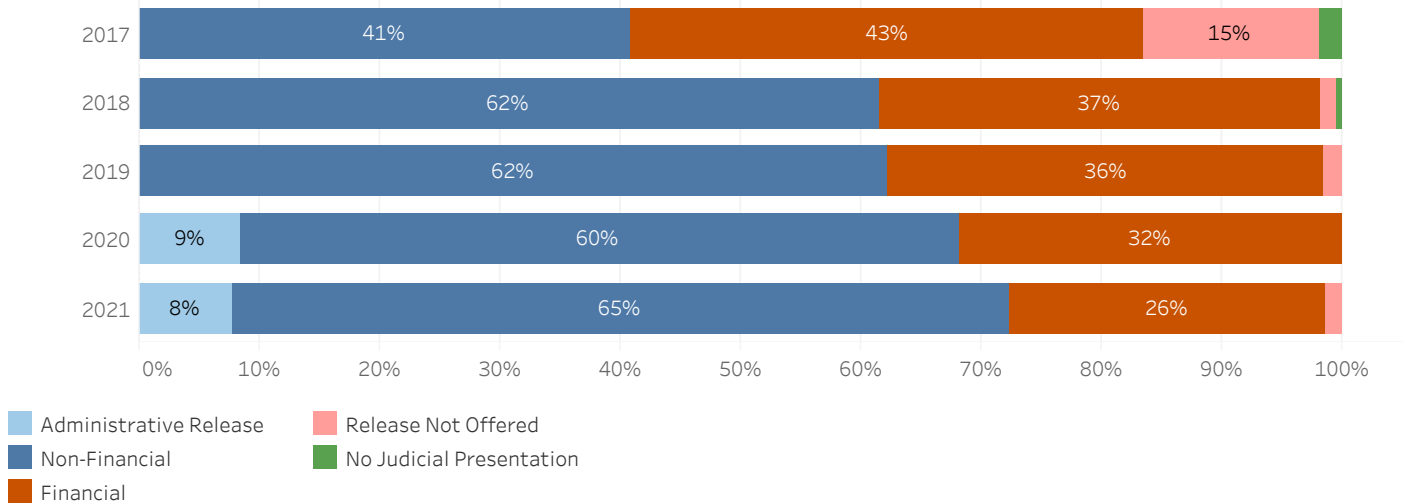
\* A single case may have multiple different bonds set over time. Only the most recent release bond is reported for each case.



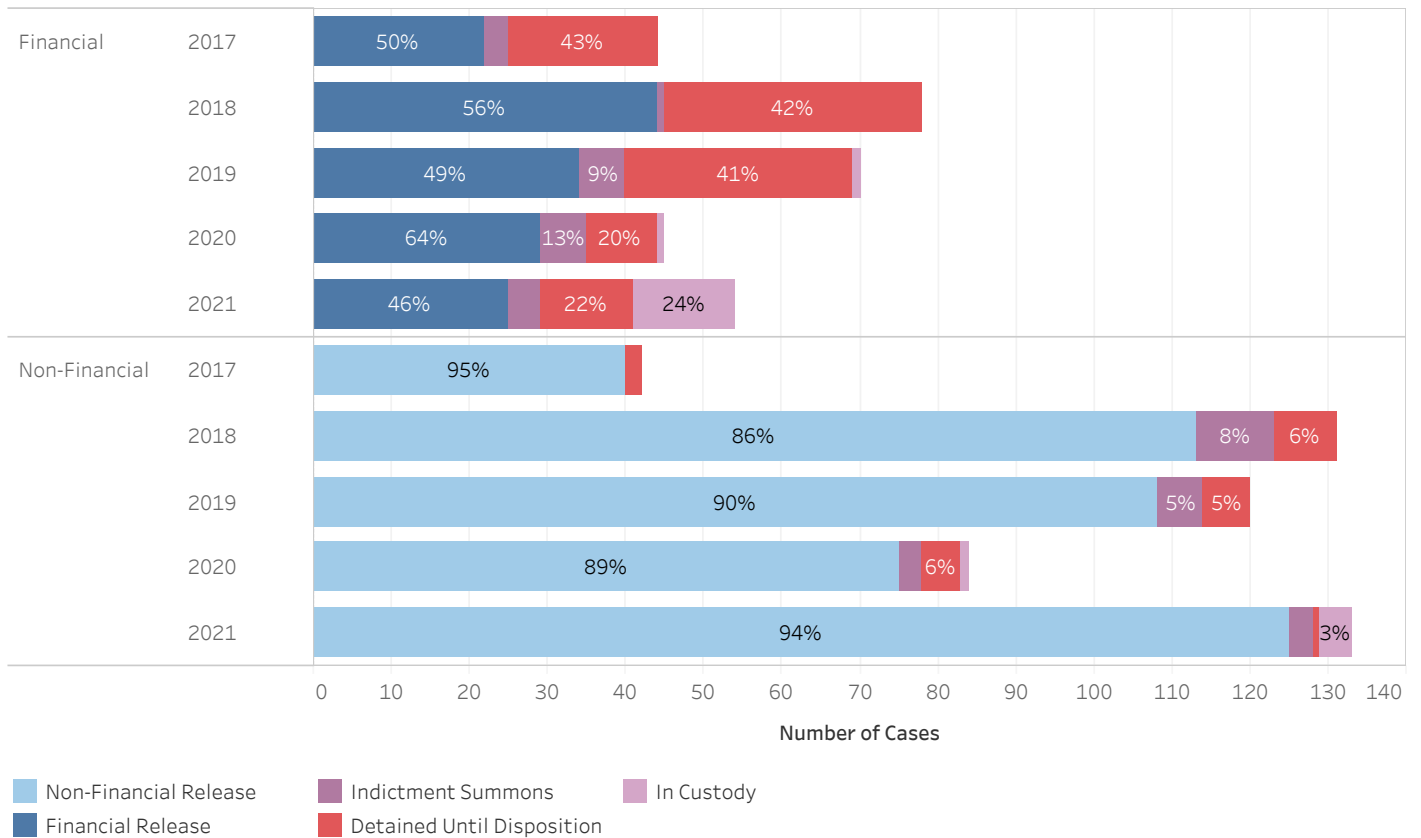
ADMINISTRATIVE OFFICE OF THE COURTS  
Research and Statistics

Circuit Court Cases Booked CY 17-21 EDMONSON COUNTY

Circuit Court Release Decision (Bond) Percentage by Year of Case Booking



Number of Circuit Court Cases and Release Outcome for Financial and Non-Financial Bonds  
(Excludes Administrative Release, Release Not Offered, and No Judicial Presentation)



\* Data provided from the Pretrial Information Management System.

\* A single release bond may apply to multiple cases.

\* A single case may have multiple different bonds set over time. Only the most recent release bond is reported for each case.



**ADMINISTRATIVE OFFICE OF THE COURTS  
Research and Statistics**

19\_PINS8007

**Circuit Court Cases Booked CY 17-21 EDMONSON COUNTY**

Circuit Court Release Decision and Release Outcome by Year of Case Booking

Year of Date Booked	Release Outcome	Release Decision					Grand Total
		Administrative Release	Non-Financial	Financial	Release Not Offered	No Judicial Presentation	
2017	Non-Financial Release		40				40
	Financial Release			22			22
	Indictment Summons			3			3
	Detained Until Disposition		2	19	15	2	38
	<b>Total</b>		<b>42</b>	<b>44</b>	<b>15</b>	<b>2</b>	<b>103</b>
2018	Non-Financial Release		113				113
	Financial Release			44			44
	Indictment Summons		10	1			11
	Detained Until Disposition		8	33	3	1	45
	<b>Total</b>		<b>131</b>	<b>78</b>	<b>3</b>	<b>1</b>	<b>213</b>
2019	Non-Financial Release		108				108
	Financial Release			34			34
	Indictment Summons		6	6			12
	Detained Until Disposition		6	29	3		38
	In Custody			1			1
	<b>Total</b>		<b>120</b>	<b>70</b>	<b>3</b>		<b>193</b>
2020	Administrative Release	11					11
	Non-Financial Release		75				75
	Financial Release			29			29
	Indictment Summons		3	6			9
	Detained Until Disposition	1	5	9			15
	In Custody		1	1			2
	<b>Total</b>	<b>12</b>	<b>84</b>	<b>45</b>			<b>141</b>
2021	Administrative Release	16					16
	Non-Financial Release		125				125
	Financial Release			25			25
	Indictment Summons		3	4			7
	Detained Until Disposition		1	12	1		14
	In Custody		4	13	2		19
	<b>Total</b>	<b>16</b>	<b>133</b>	<b>54</b>	<b>3</b>		<b>206</b>

\* Data provided from the Pretrial Information Management System.

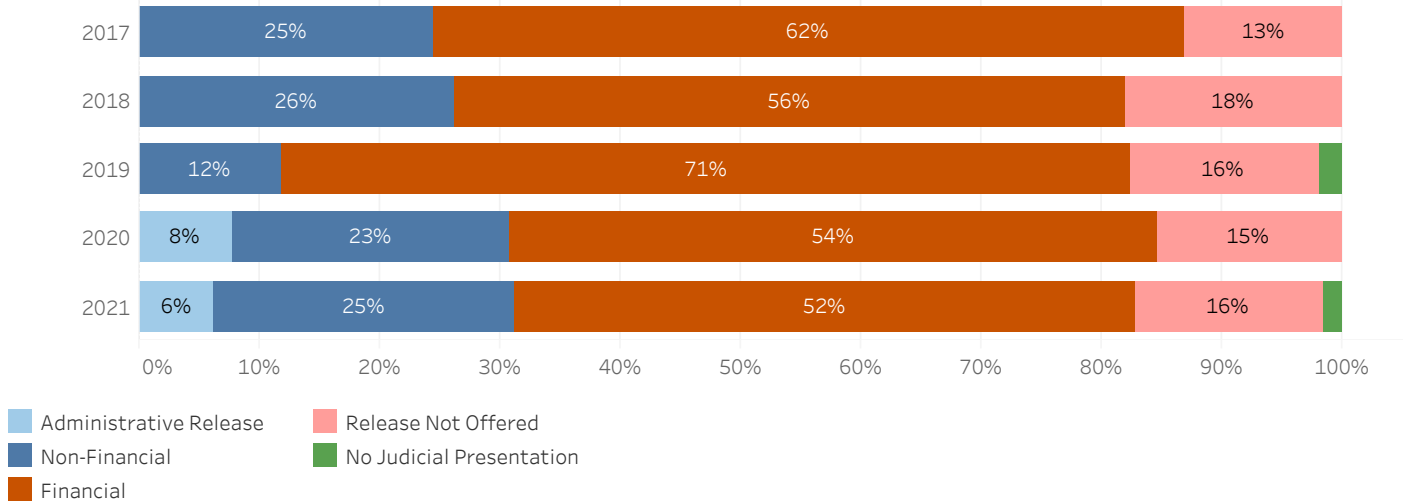
\* A single release bond may apply to multiple cases.

\* A single case may have multiple different bonds set over time. Only the most recent release bond is reported for each case.

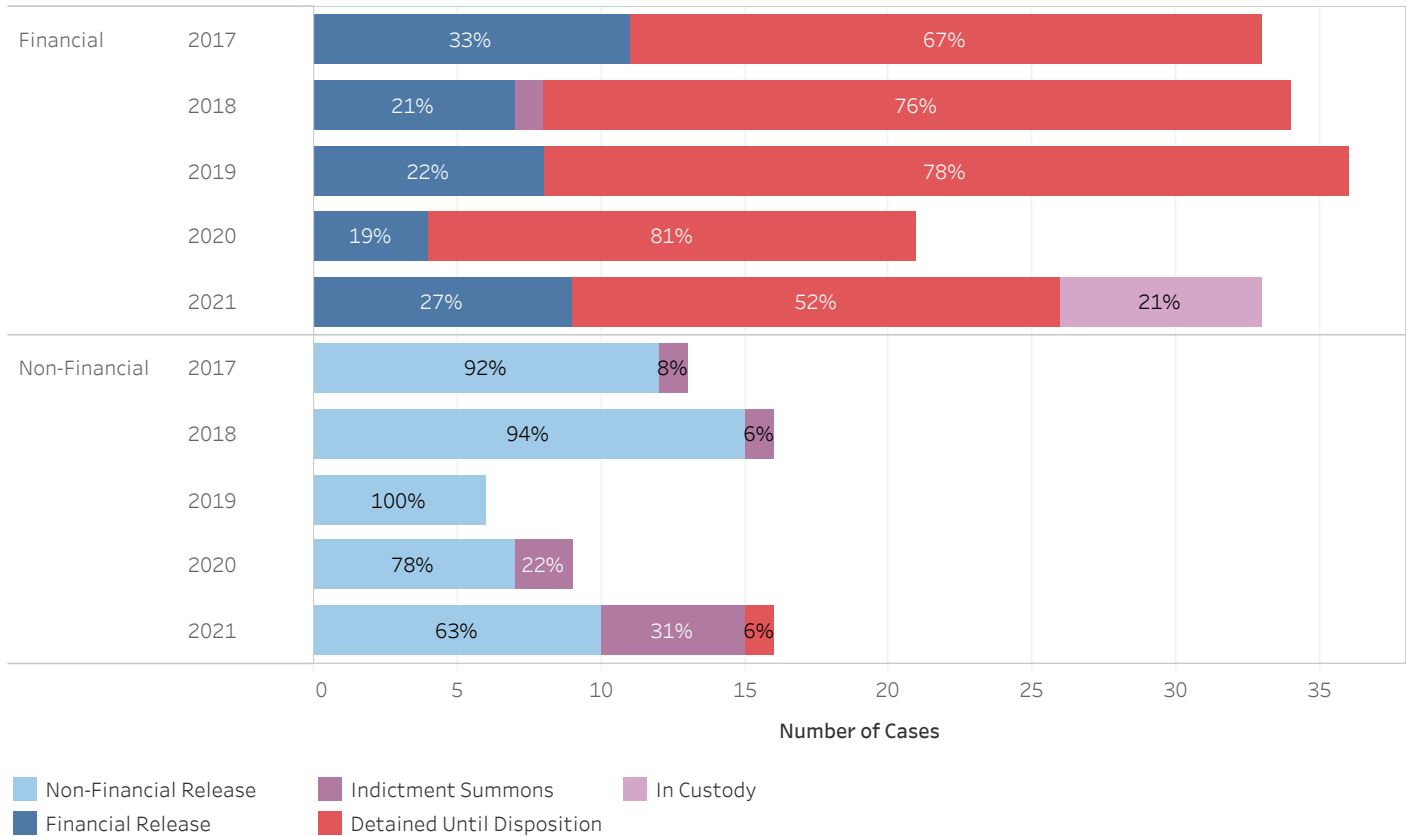


Circuit Court Cases Booked CY 17-21 ELLIOTT COUNTY

Circuit Court Release Decision (Bond) Percentage by Year of Case Booking



Number of Circuit Court Cases and Release Outcome for Financial and Non-Financial Bonds  
(Excludes Administrative Release, Release Not Offered, and No Judicial Presentation)



\* Data provided from the Pretrial Information Management System.  
 \* A single release bond may apply to multiple cases.  
 \* A single case may have multiple different bonds set over time. Only the most recent release bond is reported for each case.



**ADMINISTRATIVE OFFICE OF THE COURTS  
Research and Statistics**

19\_PINS8007

**Circuit Court Cases Booked CY 17-21 ELLIOTT COUNTY**

Circuit Court Release Decision and Release Outcome by Year of Case Booking

Year of Date Booked	Release Outcome	Release Decision					Grand Total
		Administrative Release	Non-Financial	Financial	Release Not Offered	No Judicial Presentation	
2017	Non-Financial Release		12				12
	Financial Release			11			11
	Indictment Summons		1				1
	Detained Until Disposition			22	7		29
	<b>Total</b>		<b>13</b>	<b>33</b>	<b>7</b>		<b>53</b>
2018	Non-Financial Release		15				15
	Financial Release			7			7
	Indictment Summons		1	1			2
	Detained Until Disposition			26	11		37
	<b>Total</b>		<b>16</b>	<b>34</b>	<b>11</b>		<b>61</b>
2019	Non-Financial Release		6				6
	Financial Release			8			8
	Detained Until Disposition			28	8	1	37
	<b>Total</b>		<b>6</b>	<b>36</b>	<b>8</b>	<b>1</b>	<b>51</b>
2020	Administrative Release	2					2
	Non-Financial Release		7				7
	Financial Release			4			4
	Indictment Summons		2				2
	Detained Until Disposition	1		17	6		24
	<b>Total</b>	<b>3</b>	<b>9</b>	<b>21</b>	<b>6</b>		<b>39</b>
2021	Administrative Release	4					4
	Non-Financial Release		10				10
	Financial Release			9			9
	Indictment Summons		5				5
	Detained Until Disposition		1	17	7	1	26
	In Custody			7	3		10
	<b>Total</b>	<b>4</b>	<b>16</b>	<b>33</b>	<b>10</b>	<b>1</b>	<b>64</b>

\* Data provided from the Pretrial Information Management System.

\* A single release bond may apply to multiple cases.

\* A single case may have multiple different bonds set over time. Only the most recent release bond is reported for each case.

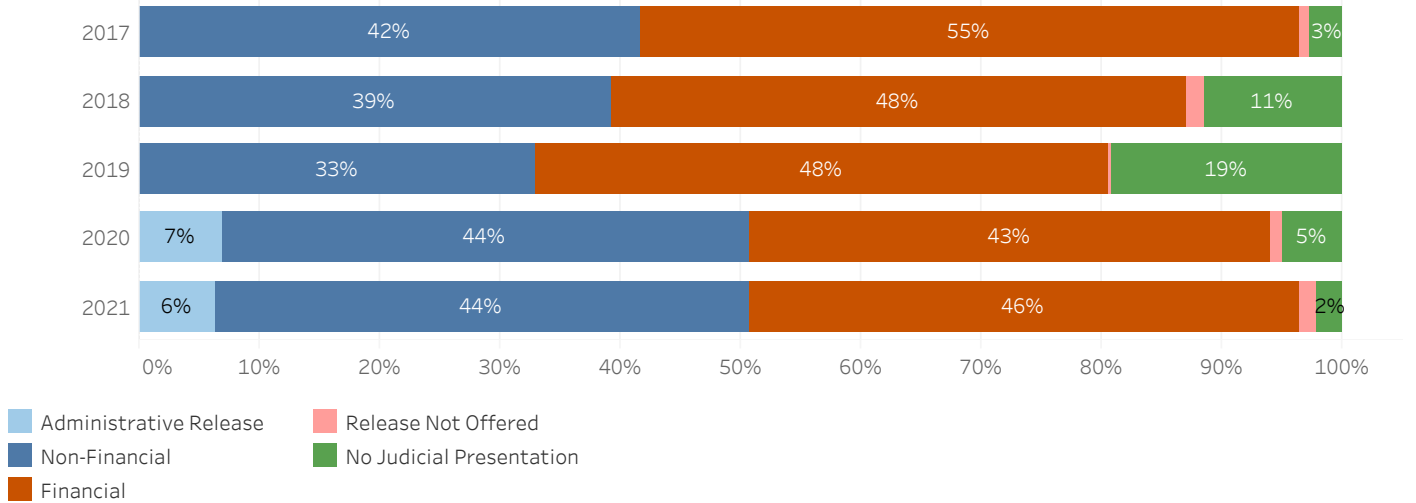


ADMINISTRATIVE OFFICE OF THE COURTS  
Research and Statistics

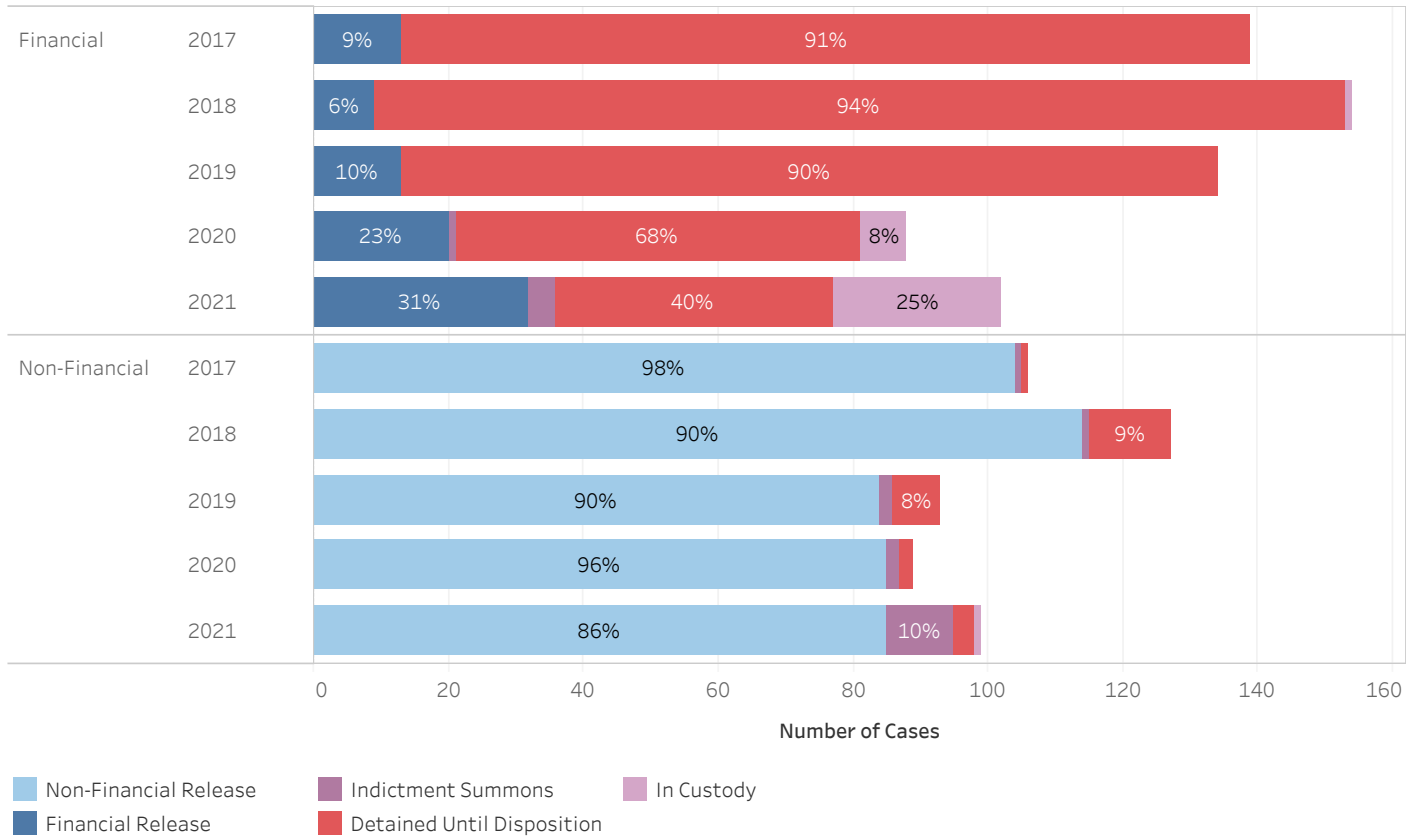
19\_PINS8007

Circuit Court Cases Booked CY 17-21 ESTILL COUNTY

Circuit Court Release Decision (Bond) Percentage by Year of Case Booking



Number of Circuit Court Cases and Release Outcome for Financial and Non-Financial Bonds  
(Excludes Administrative Release, Release Not Offered, and No Judicial Presentation)



\* Data provided from the Pretrial Information Management System.

\* A single release bond may apply to multiple cases.

\* A single case may have multiple different bonds set over time. Only the most recent release bond is reported for each case.



**ADMINISTRATIVE OFFICE OF THE COURTS  
Research and Statistics**

19\_PINS8007

**Circuit Court Cases Booked CY 17-21 ESTILL COUNTY**

Circuit Court Release Decision and Release Outcome by Year of Case Booking

Year of Date Booked	Release Outcome	Release Decision					Grand Total
		Administrative Release	Non-Financial	Financial	Release Not Offered	No Judicial Presentation	
2017	Non-Financial Release		104				104
	Financial Release			13			13
	Indictment Summons		1				1
	Detained Until Disposition		1	126	2	7	136
	<b>Total</b>		<b>106</b>	<b>139</b>	<b>2</b>	<b>7</b>	<b>254</b>
2018	Non-Financial Release		114				114
	Financial Release			9			9
	Indictment Summons		1				1
	Detained Until Disposition		12	144	5	37	198
	In Custody			1			1
	<b>Total</b>		<b>127</b>	<b>154</b>	<b>5</b>	<b>37</b>	<b>323</b>
2019	Non-Financial Release		84				84
	Financial Release			13			13
	Indictment Summons		2				2
	Detained Until Disposition		7	121	1	54	183
	<b>Total</b>		<b>93</b>	<b>134</b>	<b>1</b>	<b>54</b>	<b>282</b>
2020	Administrative Release	12					12
	Non-Financial Release		85				85
	Financial Release			20			20
	Indictment Summons		2	1			3
	Detained Until Disposition	2	2	60	2	10	76
	In Custody			7			7
<b>Total</b>	<b>14</b>	<b>89</b>	<b>88</b>	<b>2</b>	<b>10</b>	<b>203</b>	
2021	Administrative Release	14					14
	Non-Financial Release		85				85
	Financial Release			32			32
	Indictment Summons		10	4			14
	Detained Until Disposition		3	41	3	5	52
	In Custody		1	25			26
	<b>Total</b>	<b>14</b>	<b>99</b>	<b>102</b>	<b>3</b>	<b>5</b>	<b>223</b>

\* Data provided from the Pretrial Information Management System.

\* A single release bond may apply to multiple cases.

\* A single case may have multiple different bonds set over time. Only the most recent release bond is reported for each case.

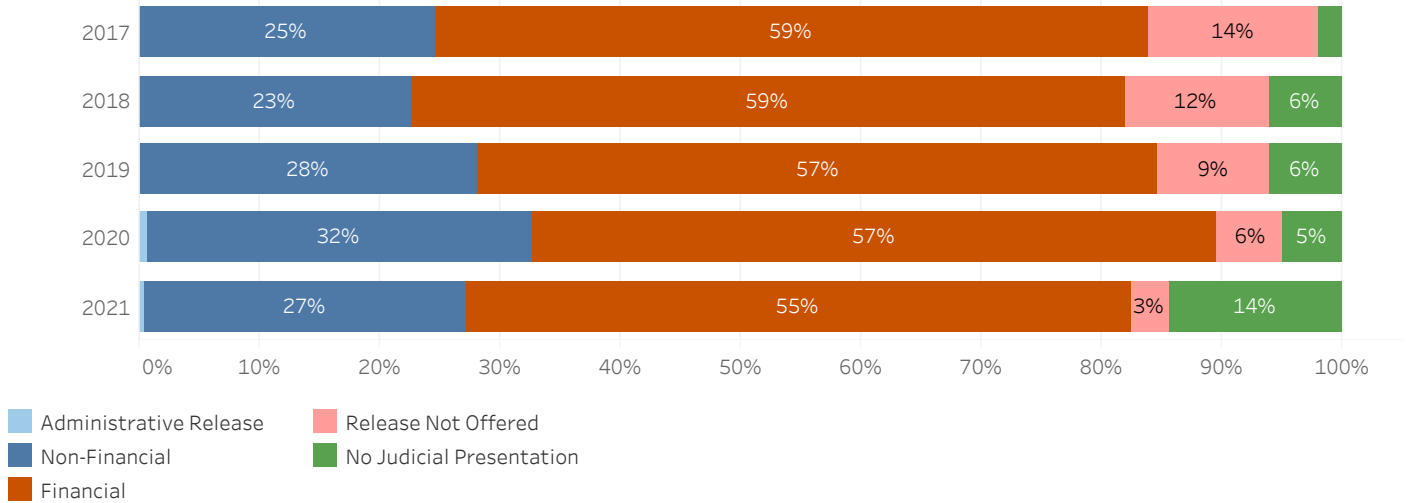


ADMINISTRATIVE OFFICE OF THE COURTS  
Research and Statistics

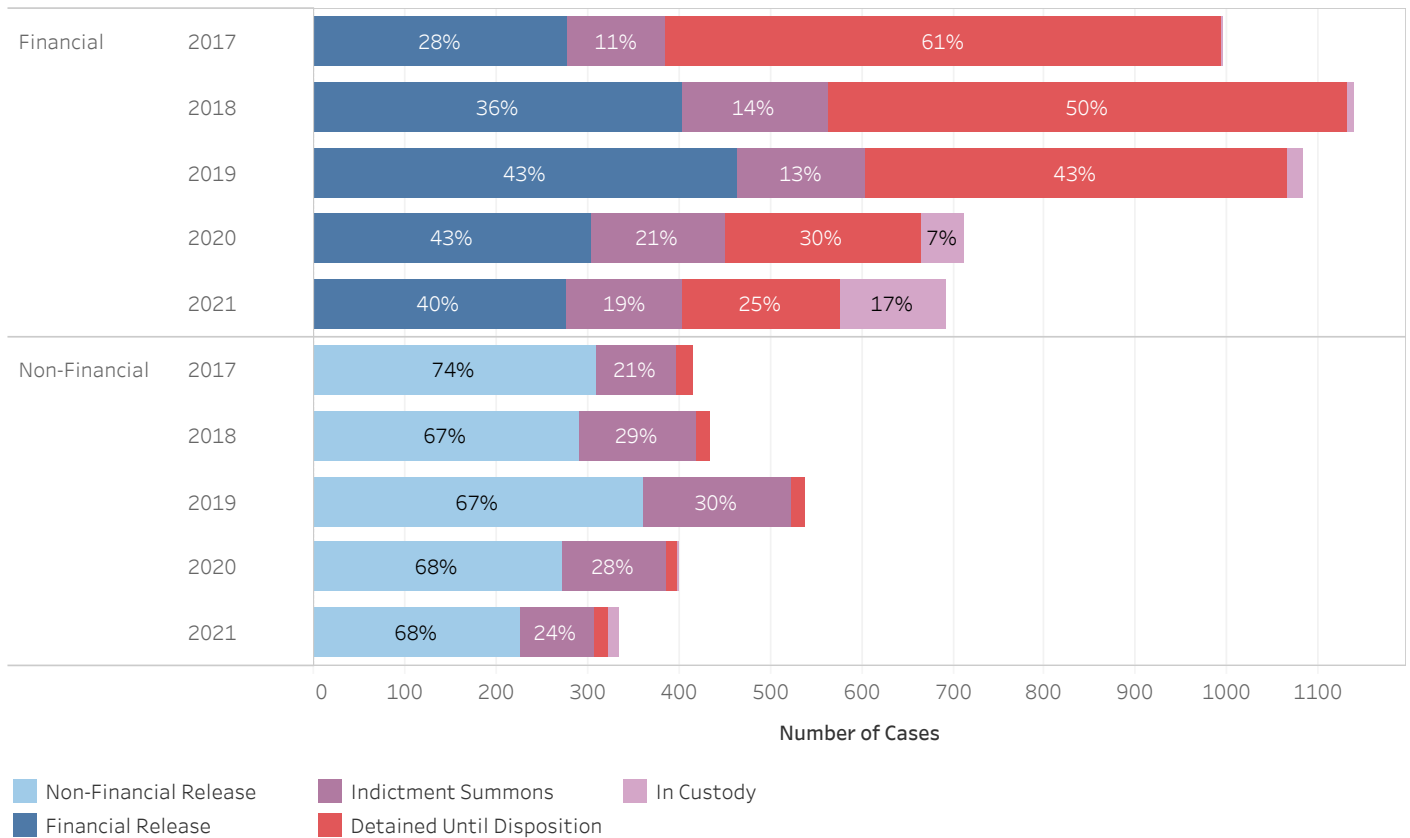
19\_PINS8007

Circuit Court Cases Booked CY 17-21 FAYETTE COUNTY

Circuit Court Release Decision (Bond) Percentage by Year of Case Booking



Number of Circuit Court Cases and Release Outcome for Financial and Non-Financial Bonds  
(Excludes Administrative Release, Release Not Offered, and No Judicial Presentation)



\* Data provided from the Pretrial Information Management System.

\* A single release bond may apply to multiple cases.

\* A single case may have multiple different bonds set over time. Only the most recent release bond is reported for each case.





**ADMINISTRATIVE OFFICE OF THE COURTS  
Research and Statistics**

19\_PINS8007

**Circuit Court Cases Booked CY 17-21 FAYETTE COUNTY**

Circuit Court Release Decision and Release Outcome by Year of Case Booking

Year of Date Booked	Release Outcome	Release Decision					Grand Total
		Administrative Release	Non-Financial	Financial	Release Not Offered	No Judicial Presentation	
2017	Non-Financial Release		309				309
	Financial Release			278			278
	Indictment Summons		88	107			195
	Detained Until Disposition		18	609	235	35	897
	In Custody			2	1		3
	<b>Total</b>			<b>415</b>	<b>996</b>	<b>236</b>	<b>35</b>
2018	Administrative Release	1					1
	Non-Financial Release		292				292
	Financial Release			405			405
	Indictment Summons		127	158			285
	Detained Until Disposition		15	569	228	117	929
	In Custody			7	1		8
<b>Total</b>		<b>1</b>	<b>434</b>	<b>1,139</b>	<b>229</b>	<b>117</b>	<b>1,920</b>
2019	Administrative Release	2					2
	Non-Financial Release		362				362
	Financial Release			463			463
	Indictment Summons		160	141			301
	Detained Until Disposition		15	462	176	116	769
	In Custody			17	2		19
<b>Total</b>		<b>2</b>	<b>537</b>	<b>1,083</b>	<b>178</b>	<b>116</b>	<b>1,916</b>
2020	Administrative Release	8					8
	Non-Financial Release		273				273
	Financial Release			304			304
	Indictment Summons		113	147			260
	Detained Until Disposition	1	13	214	65	62	355
	In Custody		1	47	5		53
<b>Total</b>		<b>9</b>	<b>400</b>	<b>712</b>	<b>70</b>	<b>62</b>	<b>1,253</b>
2021	Administrative Release	6					6
	Non-Financial Release		227				227
	Financial Release			276			276
	Indictment Summons		80	129			209
	Detained Until Disposition		15	171	29	120	335
	In Custody		12	115	8	61	196
<b>Total</b>		<b>6</b>	<b>334</b>	<b>691</b>	<b>37</b>	<b>181</b>	<b>1,249</b>

\* Data provided from the Pretrial Information Management System.

\* A single release bond may apply to multiple cases.

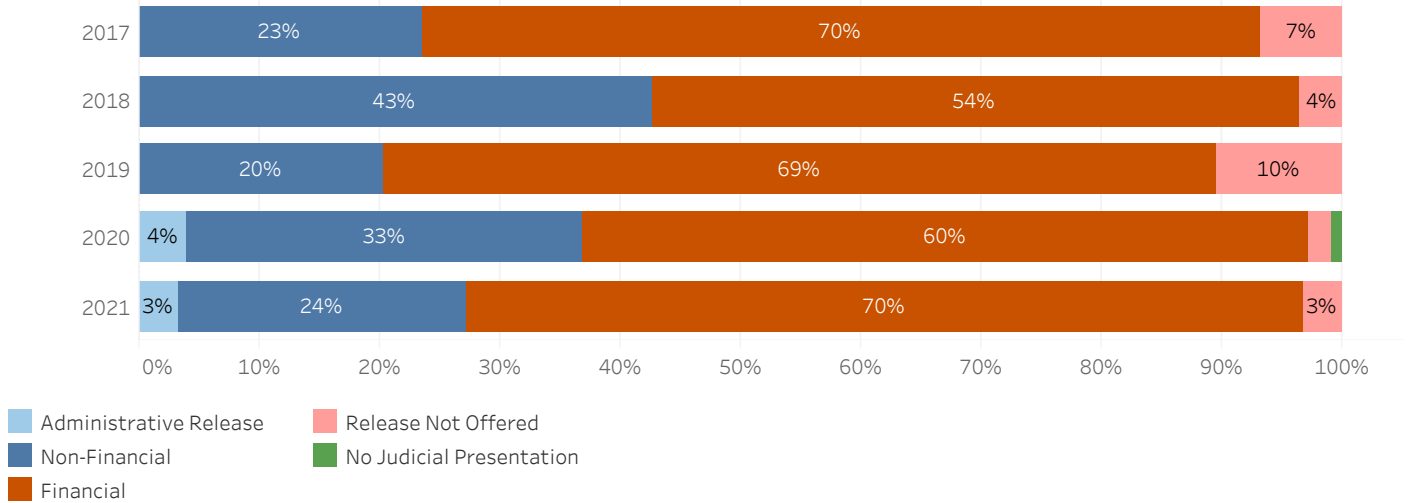
\* A single case may have multiple different bonds set over time. Only the most recent release bond is reported for each case.



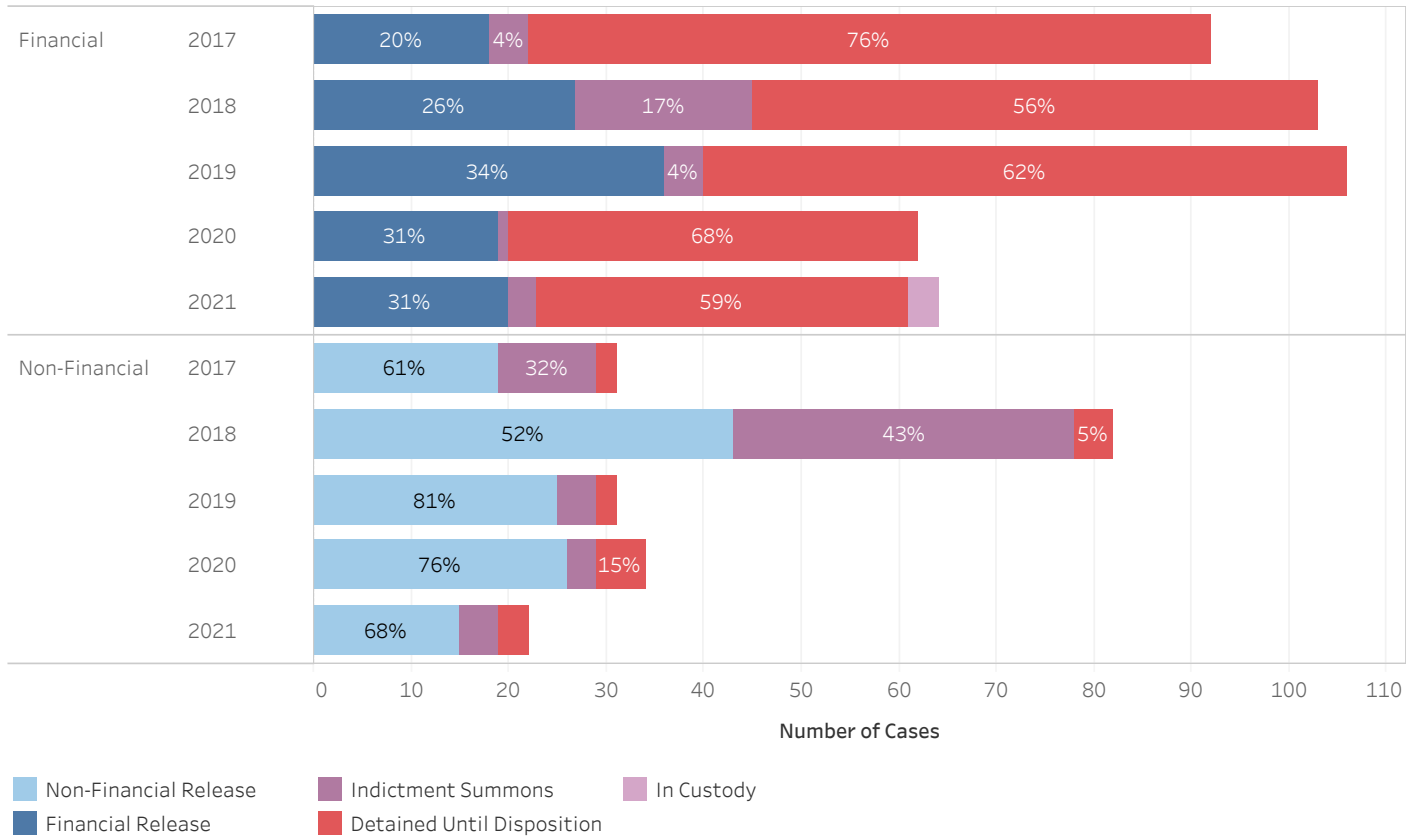
ADMINISTRATIVE OFFICE OF THE COURTS  
Research and Statistics

Circuit Court Cases Booked CY 17-21 FLEMING COUNTY

Circuit Court Release Decision (Bond) Percentage by Year of Case Booking



Number of Circuit Court Cases and Release Outcome for Financial and Non-Financial Bonds  
(Excludes Administrative Release, Release Not Offered, and No Judicial Presentation)



\* Data provided from the Pretrial Information Management System.

\* A single release bond may apply to multiple cases.

\* A single case may have multiple different bonds set over time. Only the most recent release bond is reported for each case.



**ADMINISTRATIVE OFFICE OF THE COURTS  
Research and Statistics**

19\_PINS8007

**Circuit Court Cases Booked CY 17-21 FLEMING COUNTY**

Circuit Court Release Decision and Release Outcome by Year of Case Booking

Year of Date Booked	Release Outcome	Release Decision					Grand Total
		Administrative Release	Non-Financial	Financial	Release Not Offered	No Judicial Presentation	
2017	Non-Financial Release		19				19
	Financial Release			18			18
	Indictment Summons		10	4			14
	Detained Until Disposition		2	70	9		81
	<b>Total</b>		<b>31</b>	<b>92</b>	<b>9</b>		<b>132</b>
2018	Non-Financial Release		43				43
	Financial Release			27			27
	Indictment Summons		35	18			53
	Detained Until Disposition		4	58	7		69
	<b>Total</b>		<b>82</b>	<b>103</b>	<b>7</b>		<b>192</b>
2019	Non-Financial Release		25				25
	Financial Release			36			36
	Indictment Summons		4	4			8
	Detained Until Disposition		2	66	16		84
	<b>Total</b>		<b>31</b>	<b>106</b>	<b>16</b>		<b>153</b>
2020	Administrative Release	4					4
	Non-Financial Release		26				26
	Financial Release			19			19
	Indictment Summons		3	1			4
	Detained Until Disposition		5	42	2	1	50
	<b>Total</b>	<b>4</b>	<b>34</b>	<b>62</b>	<b>2</b>	<b>1</b>	<b>103</b>
2021	Administrative Release	2					2
	Non-Financial Release		15				15
	Financial Release			20			20
	Indictment Summons		4	3			7
	Detained Until Disposition	1	3	38	3		45
	In Custody			3			3
	<b>Total</b>	<b>3</b>	<b>22</b>	<b>64</b>	<b>3</b>		<b>92</b>

\* Data provided from the Pretrial Information Management System.

\* A single release bond may apply to multiple cases.

\* A single case may have multiple different bonds set over time. Only the most recent release bond is reported for each case.

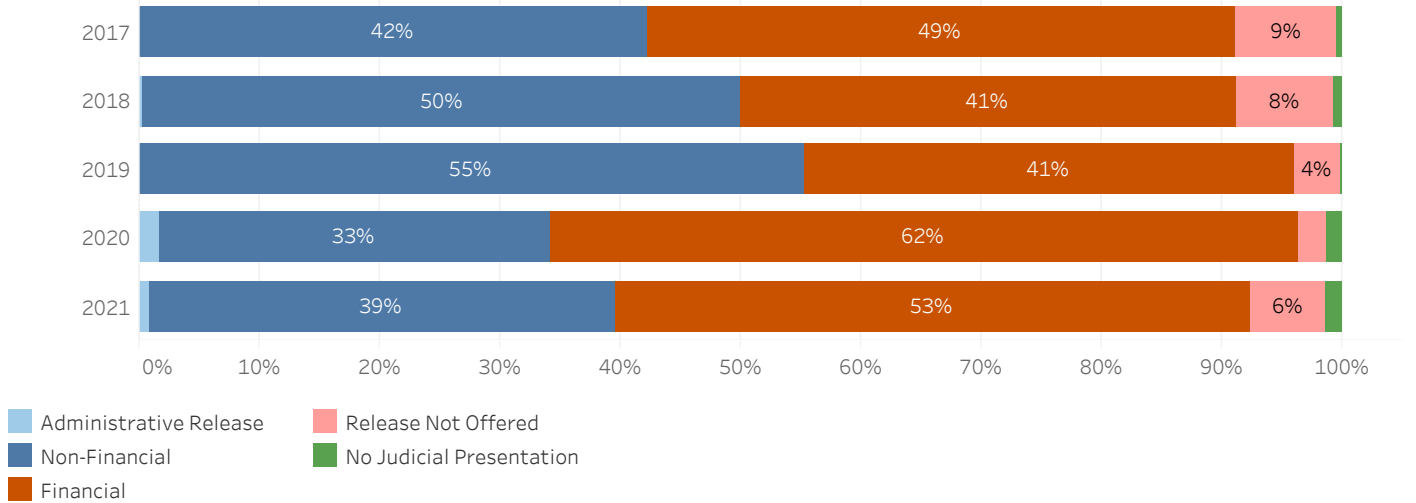


ADMINISTRATIVE OFFICE OF THE COURTS  
Research and Statistics

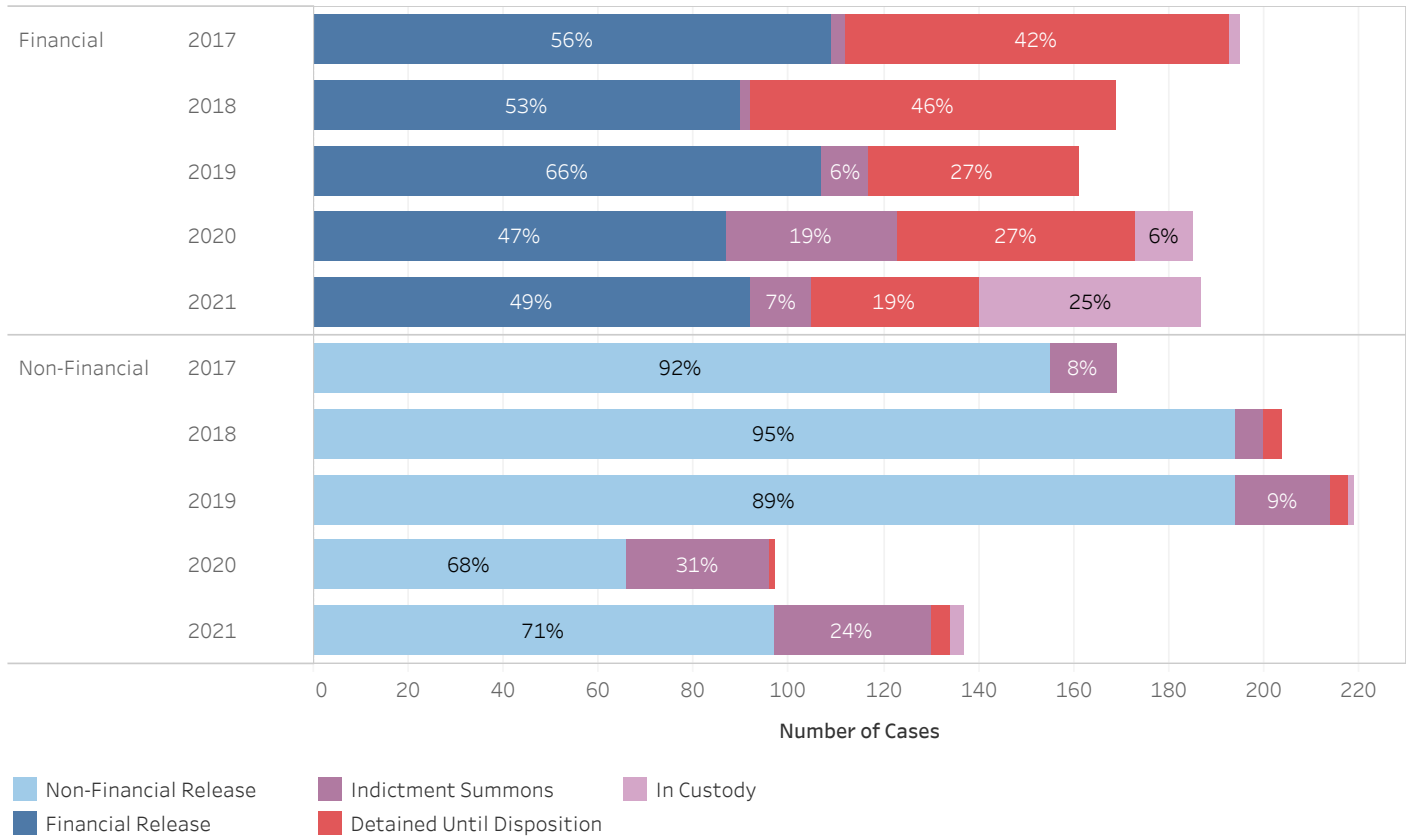
19\_PINS8007

Circuit Court Cases Booked CY 17-21 FLOYD COUNTY

Circuit Court Release Decision (Bond) Percentage by Year of Case Booking



Number of Circuit Court Cases and Release Outcome for Financial and Non-Financial Bonds  
(Excludes Administrative Release, Release Not Offered, and No Judicial Presentation)



\* Data provided from the Pretrial Information Management System.

\* A single release bond may apply to multiple cases.

\* A single case may have multiple different bonds set over time. Only the most recent release bond is reported for each case.



**ADMINISTRATIVE OFFICE OF THE COURTS  
Research and Statistics**

19\_PINS8007

**Circuit Court Cases Booked CY 17-21 FLOYD COUNTY**

Circuit Court Release Decision and Release Outcome by Year of Case Booking

Year of Date Booked	Release Outcome	Release Decision					Grand Total
		Administrative Release	Non-Financial	Financial	Release Not Offered	No Judicial Presentation	
2017	Non-Financial Release		155				155
	Financial Release			109			109
	Indictment Summons		14	3			17
	Detained Until Disposition			81	32	2	115
	In Custody			2	2		4
	<b>Total</b>			<b>169</b>	<b>195</b>	<b>34</b>	<b>2</b>
2018	Administrative Release	1					1
	Non-Financial Release		194				194
	Financial Release			90			90
	Indictment Summons		6	2			8
	Detained Until Disposition		4	77	32	3	116
	In Custody				1		1
<b>Total</b>		<b>1</b>	<b>204</b>	<b>169</b>	<b>33</b>	<b>3</b>	<b>410</b>
2019	Non-Financial Release		194				194
	Financial Release			107			107
	Indictment Summons		20	10			30
	Detained Until Disposition		4	44	15	1	64
	In Custody		1				1
	<b>Total</b>			<b>219</b>	<b>161</b>	<b>15</b>	<b>1</b>
2020	Administrative Release	5					5
	Non-Financial Release		66				66
	Financial Release			87			87
	Indictment Summons		30	36			66
	Detained Until Disposition		1	50	7	4	62
	In Custody			12			12
<b>Total</b>		<b>5</b>	<b>97</b>	<b>185</b>	<b>7</b>	<b>4</b>	<b>298</b>
2021	Administrative Release	3					3
	Non-Financial Release		97				97
	Financial Release			92			92
	Indictment Summons		33	13			46
	Detained Until Disposition		4	35	19	5	63
	In Custody		3	47	3		53
<b>Total</b>		<b>3</b>	<b>137</b>	<b>187</b>	<b>22</b>	<b>5</b>	<b>354</b>

\* Data provided from the Pretrial Information Management System.

\* A single release bond may apply to multiple cases.

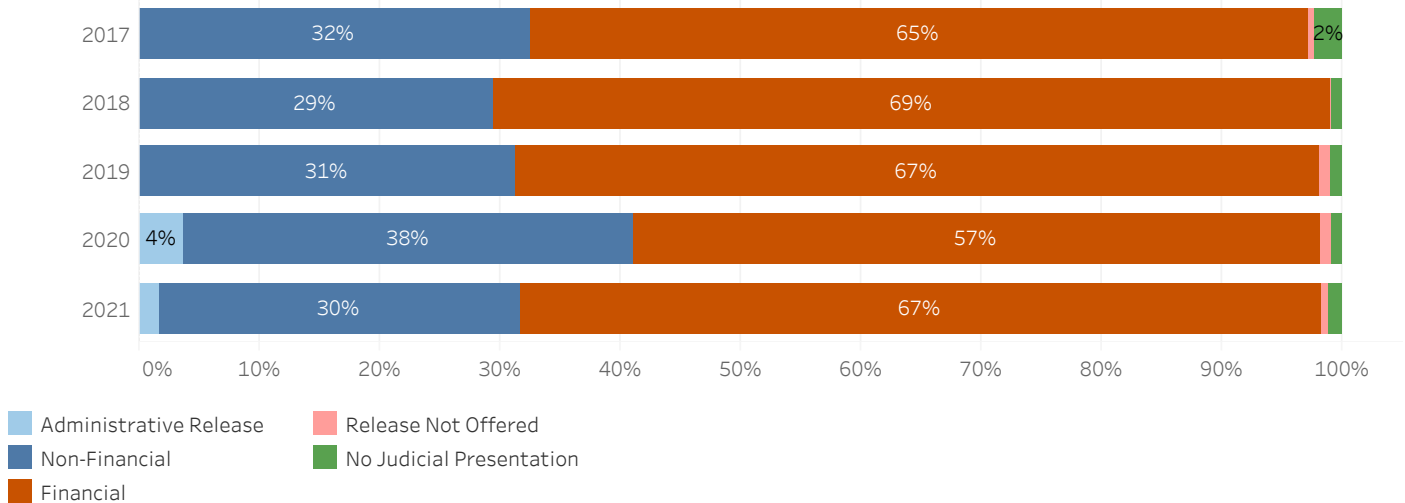
\* A single case may have multiple different bonds set over time. Only the most recent release bond is reported for each case.



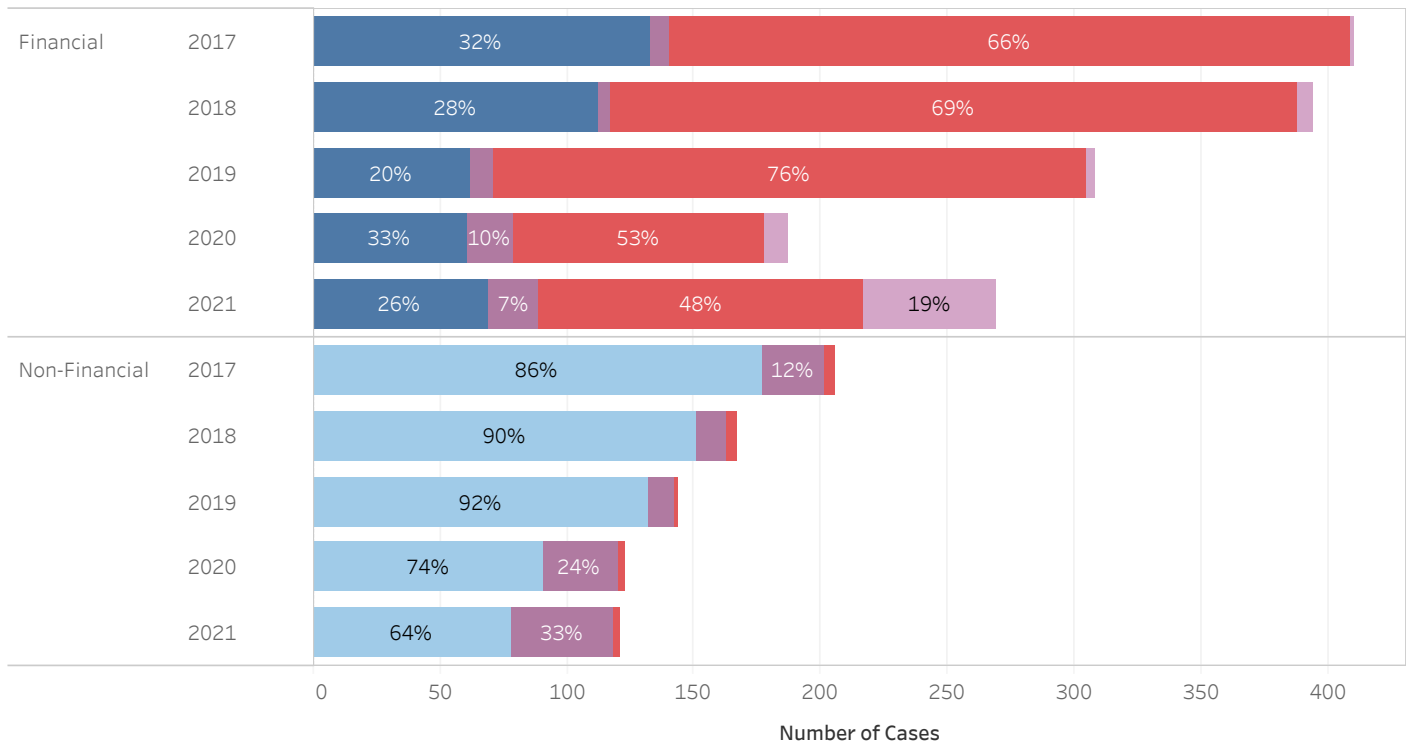
ADMINISTRATIVE OFFICE OF THE COURTS  
Research and Statistics

Circuit Court Cases Booked CY 17-21 FRANKLIN COUNTY

Circuit Court Release Decision (Bond) Percentage by Year of Case Booking



Number of Circuit Court Cases and Release Outcome for Financial and Non-Financial Bonds  
(Excludes Administrative Release, Release Not Offered, and No Judicial Presentation)



■ Non-Financial Release     ■ Indictment Summons     ■ In Custody  
■ Financial Release     ■ Detained Until Disposition

\* Data provided from the Pretrial Information Management System.  
 \* A single release bond may apply to multiple cases.  
 \* A single case may have multiple different bonds set over time. Only the most recent release bond is reported for each case.



**ADMINISTRATIVE OFFICE OF THE COURTS  
Research and Statistics**

19\_PINS8007

**Circuit Court Cases Booked CY 17-21 FRANKLIN COUNTY**

Circuit Court Release Decision and Release Outcome by Year of Case Booking

Year of Date Booked	Release Outcome	Release Decision					Grand Total
		Administrative Release	Non-Financial	Financial	Release Not Offered	No Judicial Presentation	
2017	Non-Financial Release		177				177
	Financial Release			133			133
	Indictment Summons		25	7			32
	Detained Until Disposition		4	269	3	15	291
	In Custody			1			1
	<b>Total</b>			<b>206</b>	<b>410</b>	<b>3</b>	<b>15</b>
2018	Non-Financial Release		151				151
	Financial Release			112			112
	Indictment Summons		12	5			17
	Detained Until Disposition		4	271	1	5	281
	In Custody			6			6
	<b>Total</b>			<b>167</b>	<b>394</b>	<b>1</b>	<b>5</b>
2019	Non-Financial Release		132				132
	Financial Release			62			62
	Indictment Summons		10	9			19
	Detained Until Disposition		2	234	4	5	245
	In Custody			3			3
	<b>Total</b>			<b>144</b>	<b>308</b>	<b>4</b>	<b>5</b>
2020	Administrative Release	10					10
	Non-Financial Release		91				91
	Financial Release			61			61
	Indictment Summons		29	18			47
	Detained Until Disposition	2	3	99	2	3	109
	In Custody			9	1		10
	<b>Total</b>	<b>12</b>	<b>123</b>	<b>187</b>	<b>3</b>	<b>3</b>	<b>328</b>
2021	Administrative Release	7					7
	Non-Financial Release		78				78
	Financial Release			69			69
	Indictment Summons		40	20			60
	Detained Until Disposition		3	128	2	5	138
	In Custody			52			52
	<b>Total</b>	<b>7</b>	<b>121</b>	<b>269</b>	<b>2</b>	<b>5</b>	<b>404</b>

\* Data provided from the Pretrial Information Management System.

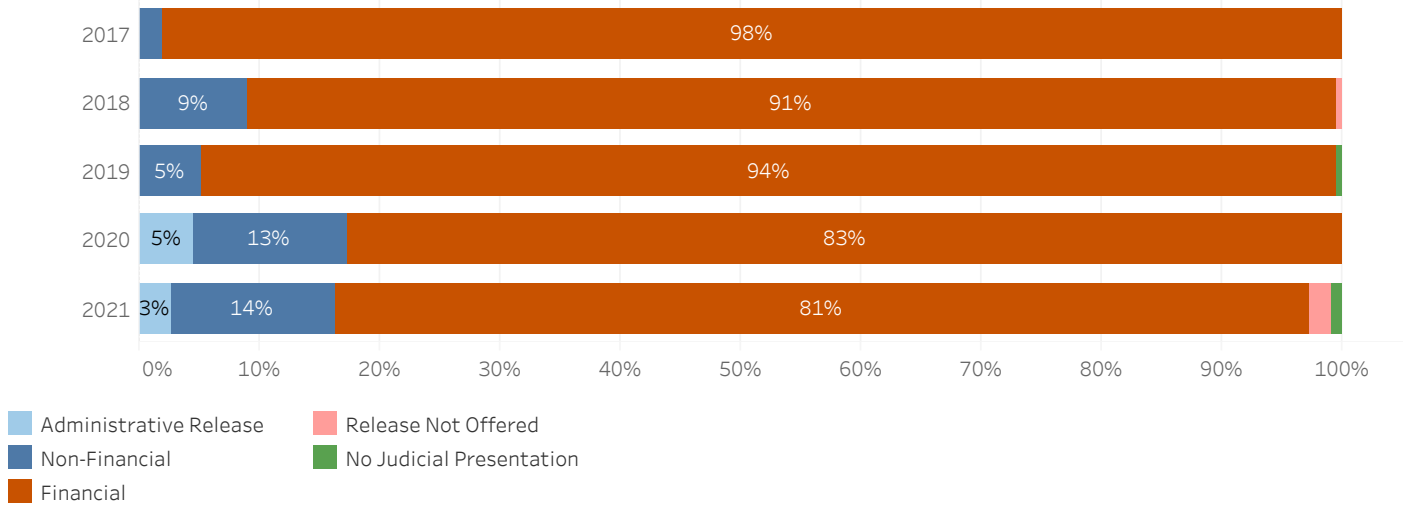
\* A single release bond may apply to multiple cases.

\* A single case may have multiple different bonds set over time. Only the most recent release bond is reported for each case.

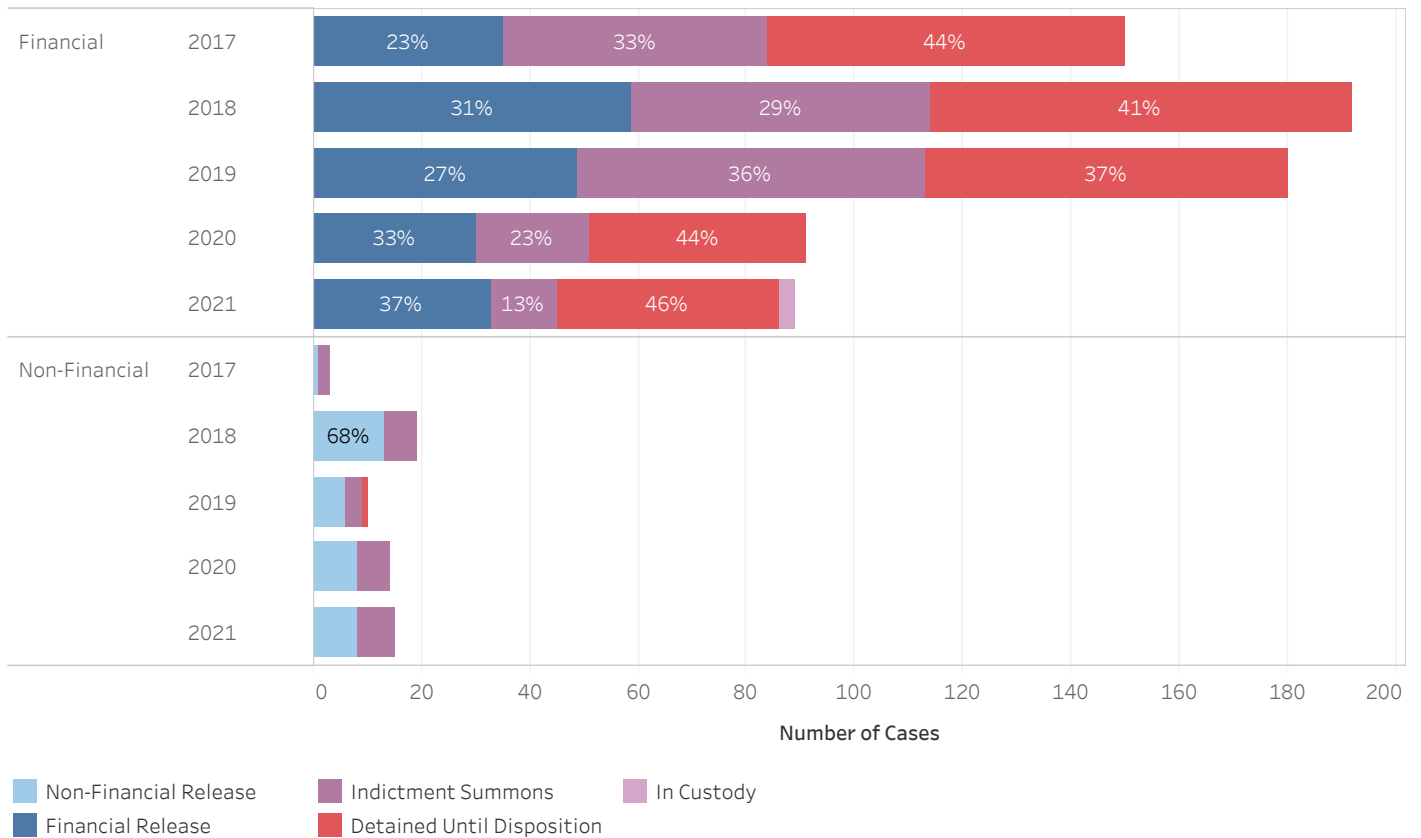


Circuit Court Cases Booked CY 17-21 FULTON COUNTY

Circuit Court Release Decision (Bond) Percentage by Year of Case Booking



Number of Circuit Court Cases and Release Outcome for Financial and Non-Financial Bonds  
(Excludes Administrative Release, Release Not Offered, and No Judicial Presentation)



\* Data provided from the Pretrial Information Management System.

\* A single release bond may apply to multiple cases.

\* A single case may have multiple different bonds set over time. Only the most recent release bond is reported for each case.





**ADMINISTRATIVE OFFICE OF THE COURTS  
Research and Statistics**

19\_PINS8007

**Circuit Court Cases Booked CY 17-21 FULTON COUNTY**

Circuit Court Release Decision and Release Outcome by Year of Case Booking

Year of Date Booked	Release Outcome	Release Decision					Grand Total
		Administrative Release	Non-Financial	Financial	Release Not Offered	No Judicial Presentation	
2017	Non-Financial Release		1				1
	Financial Release			35			35
	Indictment Summons		2	49			51
	Detained Until Disposition			66			66
	<b>Total</b>		<b>3</b>	<b>150</b>			<b>153</b>
2018	Non-Financial Release		13				13
	Financial Release			59			59
	Indictment Summons		6	55			61
	Detained Until Disposition			78	1		79
	<b>Total</b>		<b>19</b>	<b>192</b>	<b>1</b>		<b>212</b>
2019	Non-Financial Release		6				6
	Financial Release			49			49
	Indictment Summons		3	64			67
	Detained Until Disposition		1	67		1	69
	<b>Total</b>		<b>10</b>	<b>180</b>		<b>1</b>	<b>191</b>
2020	Administrative Release	4					4
	Non-Financial Release		8				8
	Financial Release			30			30
	Indictment Summons		6	21			27
	Detained Until Disposition	1		40			41
	<b>Total</b>	<b>5</b>	<b>14</b>	<b>91</b>			<b>110</b>
2021	Administrative Release	3					3
	Non-Financial Release		8				8
	Financial Release			33			33
	Indictment Summons		7	12			19
	Detained Until Disposition			41	2		43
	In Custody			3		1	4
	<b>Total</b>	<b>3</b>	<b>15</b>	<b>89</b>	<b>2</b>	<b>1</b>	<b>110</b>

\* Data provided from the Pretrial Information Management System.

\* A single release bond may apply to multiple cases.

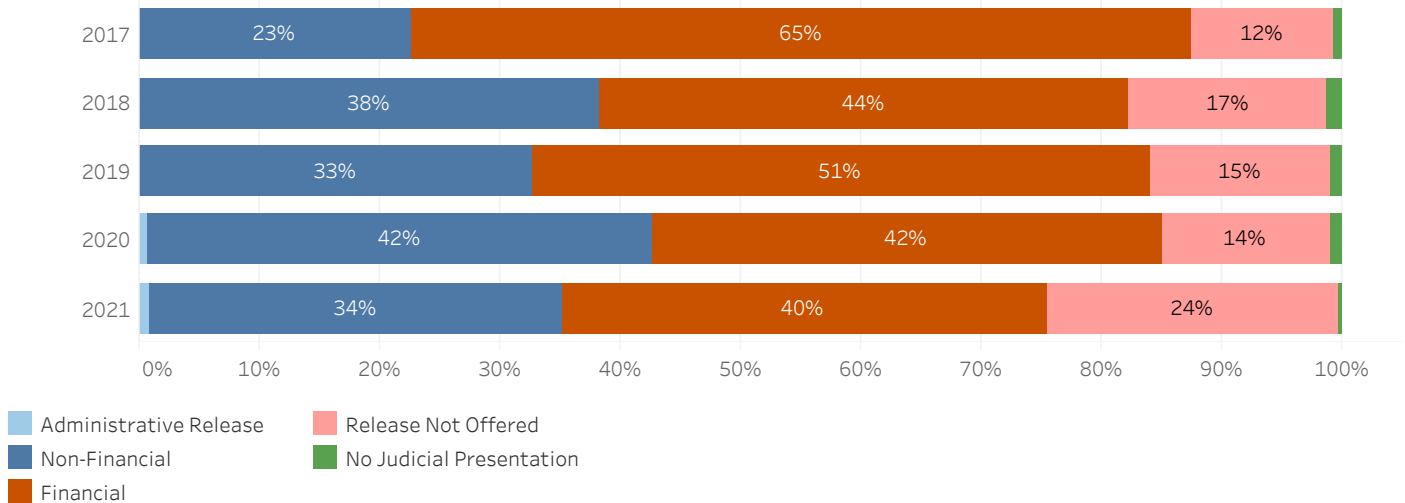
\* A single case may have multiple different bonds set over time. Only the most recent release bond is reported for each case.



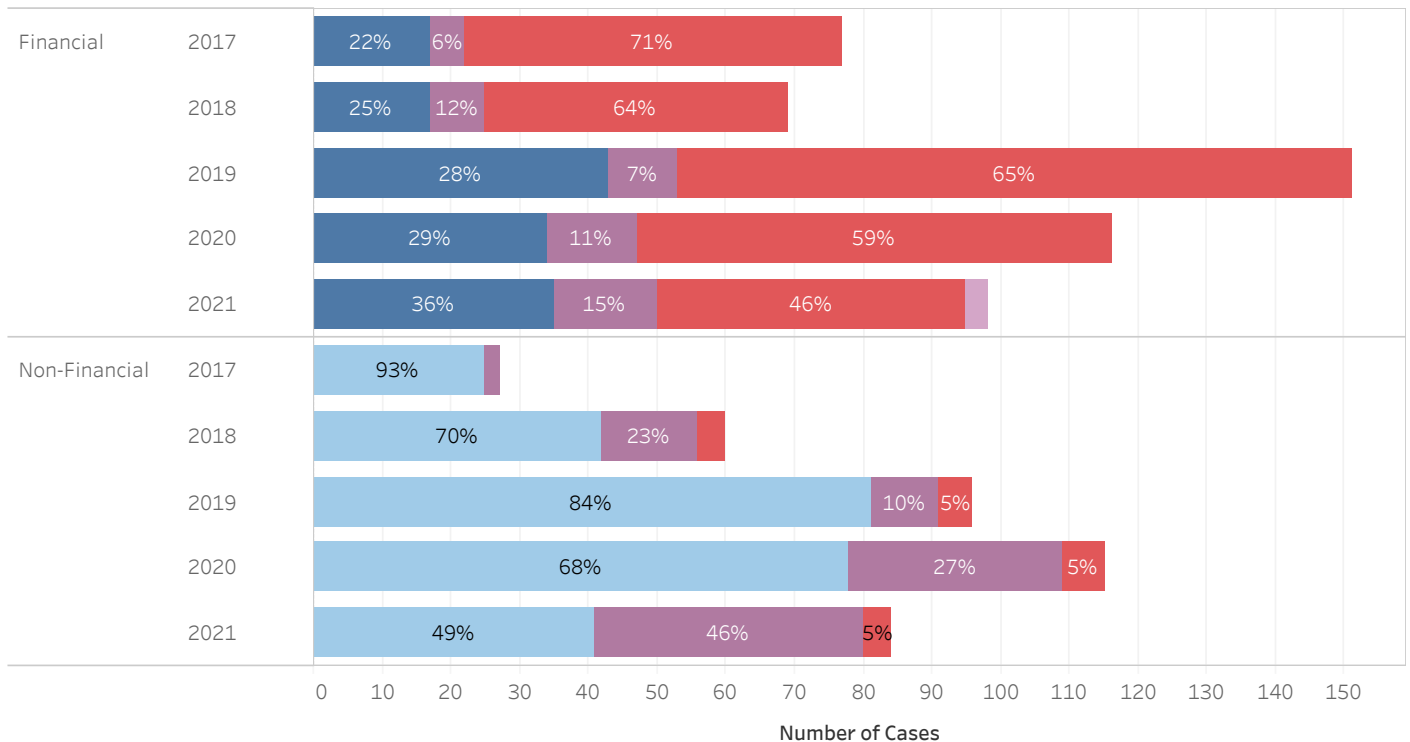
ADMINISTRATIVE OFFICE OF THE COURTS  
Research and Statistics

Circuit Court Cases Booked CY 17-21 GALLATIN COUNTY

Circuit Court Release Decision (Bond) Percentage by Year of Case Booking



Number of Circuit Court Cases and Release Outcome for Financial and Non-Financial Bonds  
(Excludes Administrative Release, Release Not Offered, and No Judicial Presentation)



■ Non-Financial Release     ■ Indictment Summons     ■ In Custody  
■ Financial Release     ■ Detained Until Disposition

\* Data provided from the Pretrial Information Management System.  
 \* A single release bond may apply to multiple cases.  
 \* A single case may have multiple different bonds set over time. Only the most recent release bond is reported for each case.



**ADMINISTRATIVE OFFICE OF THE COURTS  
Research and Statistics**

19\_PINS8007

**Circuit Court Cases Booked CY 17-21 GALLATIN COUNTY**

Circuit Court Release Decision and Release Outcome by Year of Case Booking

Year of Date Booked	Release Outcome	Release Decision					Grand Total
		Administrative Release	Non-Financial	Financial	Release Not Offered	No Judicial Presentation	
2017	Non-Financial Release		25				25
	Financial Release			17			17
	Indictment Summons		2	5			7
	Detained Until Disposition			55	14	1	70
	<b>Total</b>		<b>27</b>	<b>77</b>	<b>14</b>	<b>1</b>	<b>119</b>
2018	Non-Financial Release		42				42
	Financial Release			17			17
	Indictment Summons		14	8			22
	Detained Until Disposition		4	44	26	2	76
	<b>Total</b>		<b>60</b>	<b>69</b>	<b>26</b>	<b>2</b>	<b>157</b>
2019	Non-Financial Release		81				81
	Financial Release			43			43
	Indictment Summons		10	10			20
	Detained Until Disposition		5	98	44	3	150
	<b>Total</b>		<b>96</b>	<b>151</b>	<b>44</b>	<b>3</b>	<b>294</b>
2020	Administrative Release	2					2
	Non-Financial Release		78				78
	Financial Release			34			34
	Indictment Summons		31	13			44
	Detained Until Disposition		6	69	38	3	116
	<b>Total</b>	<b>2</b>	<b>115</b>	<b>116</b>	<b>38</b>	<b>3</b>	<b>274</b>
2021	Administrative Release	1					1
	Non-Financial Release		41				41
	Financial Release			35			35
	Indictment Summons		39	15			54
	Detained Until Disposition	1	4	45	59	1	110
	In Custody			3			3
	<b>Total</b>	<b>2</b>	<b>84</b>	<b>98</b>	<b>59</b>	<b>1</b>	<b>244</b>

\* Data provided from the Pretrial Information Management System.

\* A single release bond may apply to multiple cases.

\* A single case may have multiple different bonds set over time. Only the most recent release bond is reported for each case.

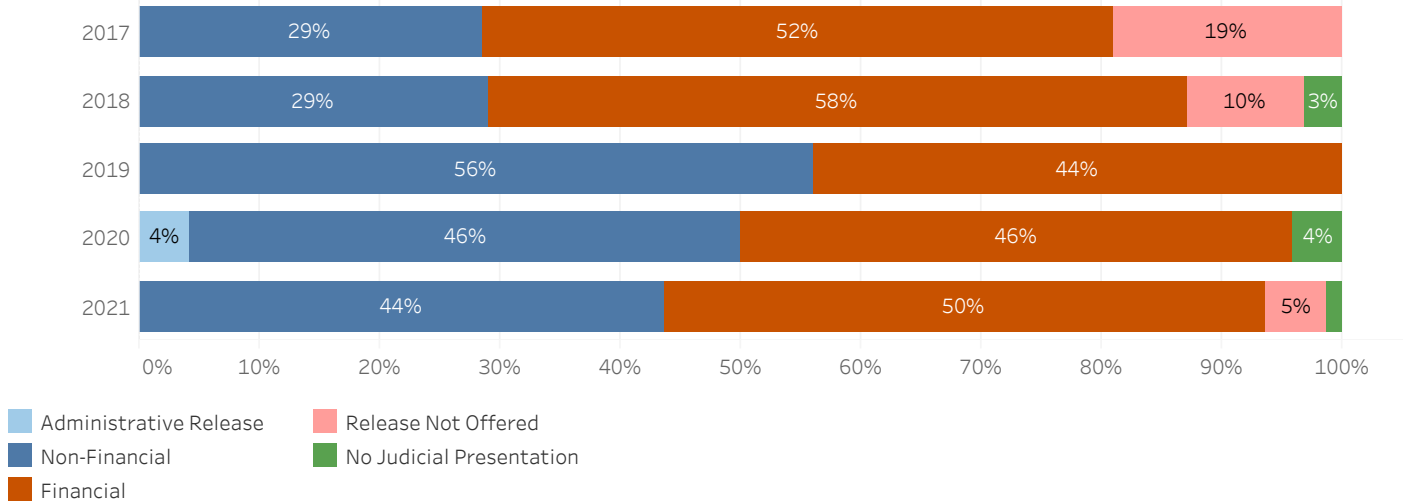


ADMINISTRATIVE OFFICE OF THE COURTS  
Research and Statistics

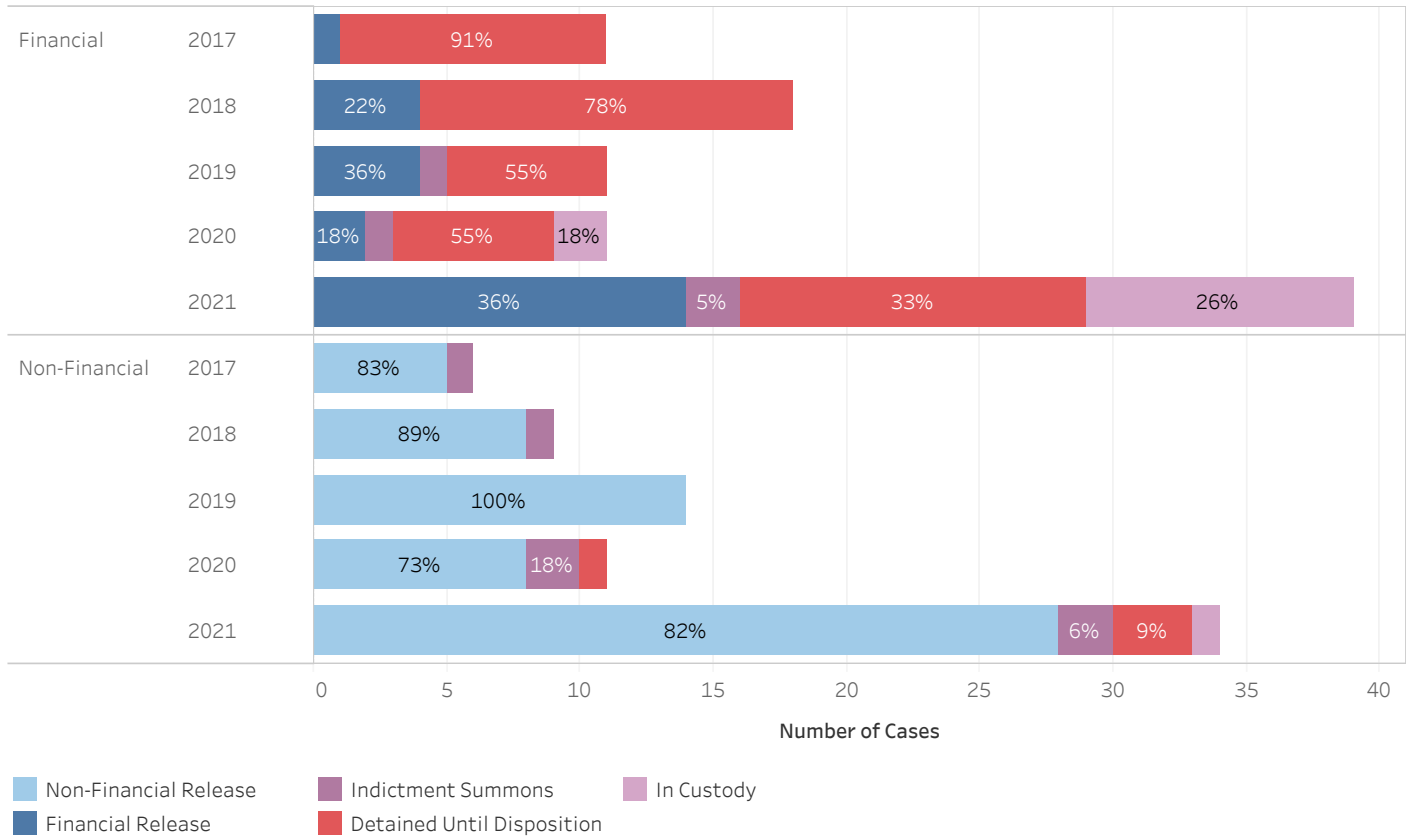
19\_PINS8007

Circuit Court Cases Booked CY 17-21 GARRARD COUNTY

Circuit Court Release Decision (Bond) Percentage by Year of Case Booking



Number of Circuit Court Cases and Release Outcome for Financial and Non-Financial Bonds  
(Excludes Administrative Release, Release Not Offered, and No Judicial Presentation)



\* Data provided from the Pretrial Information Management System.

\* A single release bond may apply to multiple cases.

\* A single case may have multiple different bonds set over time. Only the most recent release bond is reported for each case.



**ADMINISTRATIVE OFFICE OF THE COURTS  
Research and Statistics**

19\_PINS8007

**Circuit Court Cases Booked CY 17-21 GARRARD COUNTY**

Circuit Court Release Decision and Release Outcome by Year of Case Booking

Year of Date Booked	Release Outcome	Release Decision					Grand Total
		Administrative Release	Non-Financial	Financial	Release Not Offered	No Judicial Presentation	
2017	Non-Financial Release		5				5
	Financial Release			1			1
	Indictment Summons		1				1
	Detained Until Disposition			10	4		14
	<b>Total</b>		<b>6</b>	<b>11</b>	<b>4</b>		<b>21</b>
2018	Non-Financial Release		8				8
	Financial Release			4			4
	Indictment Summons		1				1
	Detained Until Disposition			14	3	1	18
	<b>Total</b>		<b>9</b>	<b>18</b>	<b>3</b>	<b>1</b>	<b>31</b>
2019	Non-Financial Release		14				14
	Financial Release			4			4
	Indictment Summons			1			1
	Detained Until Disposition			6			6
	<b>Total</b>		<b>14</b>	<b>11</b>			<b>25</b>
2020	Administrative Release	1					1
	Non-Financial Release		8				8
	Financial Release			2			2
	Indictment Summons		2	1			3
	Detained Until Disposition		1	6		1	8
	In Custody			2			2
	<b>Total</b>	<b>1</b>	<b>11</b>	<b>11</b>		<b>1</b>	<b>24</b>
2021	Non-Financial Release		28				28
	Financial Release			14			14
	Indictment Summons		2	2			4
	Detained Until Disposition		3	13	4	1	21
	In Custody		1	10			11
	<b>Total</b>		<b>34</b>	<b>39</b>	<b>4</b>	<b>1</b>	<b>78</b>

\* Data provided from the Pretrial Information Management System.

\* A single release bond may apply to multiple cases.

\* A single case may have multiple different bonds set over time. Only the most recent release bond is reported for each case.

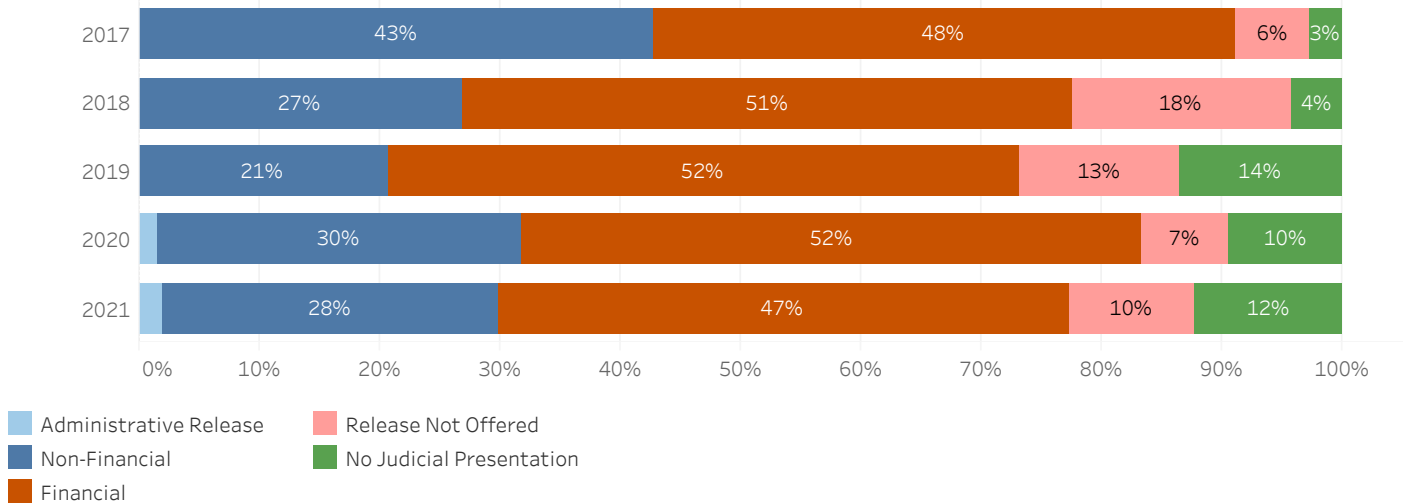


ADMINISTRATIVE OFFICE OF THE COURTS  
Research and Statistics

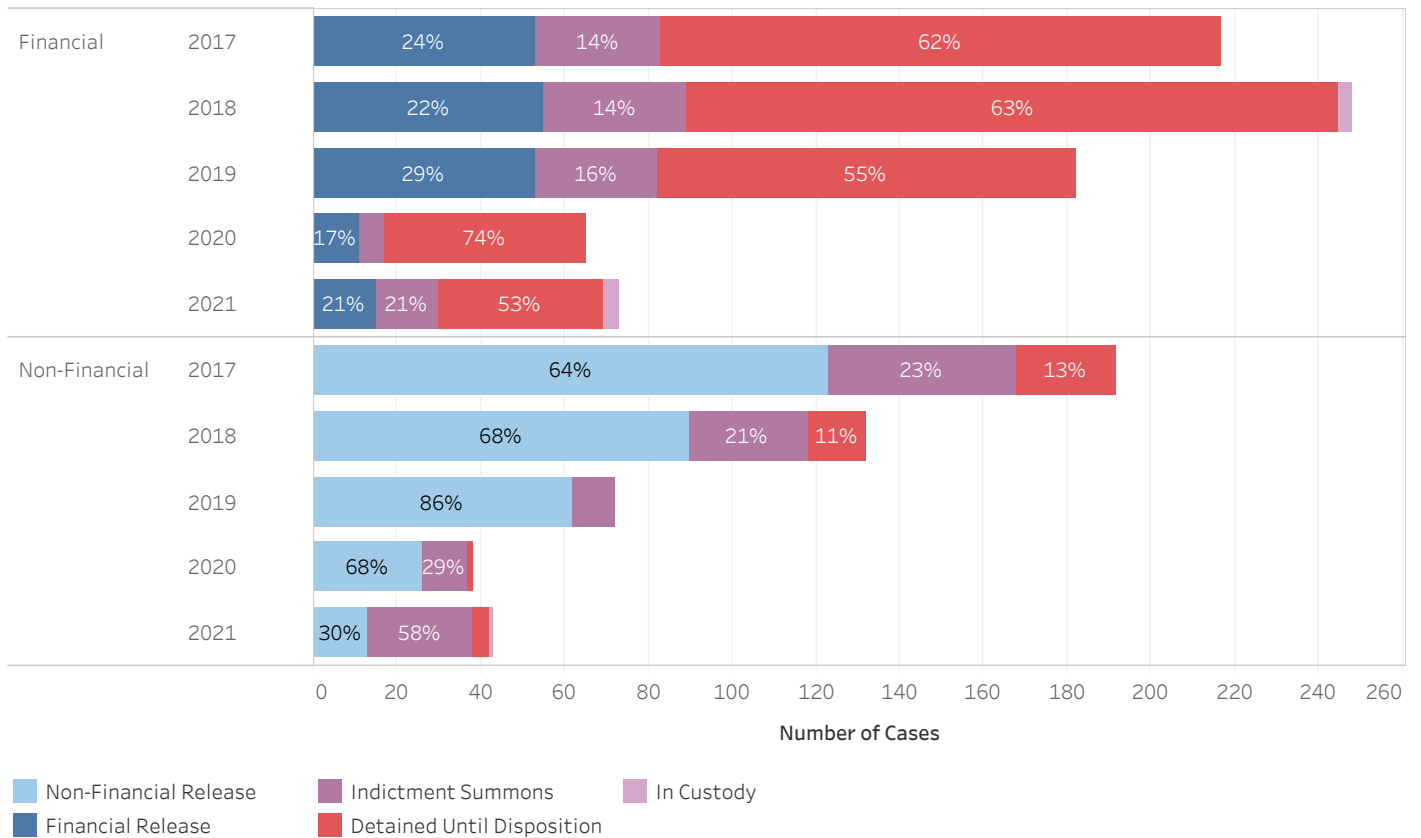
19\_PINS8007

Circuit Court Cases Booked CY 17-21 GRANT COUNTY

Circuit Court Release Decision (Bond) Percentage by Year of Case Booking



Number of Circuit Court Cases and Release Outcome for Financial and Non-Financial Bonds  
(Excludes Administrative Release, Release Not Offered, and No Judicial Presentation)



\* Data provided from the Pretrial Information Management System.

\* A single release bond may apply to multiple cases.

\* A single case may have multiple different bonds set over time. Only the most recent release bond is reported for each case.



**ADMINISTRATIVE OFFICE OF THE COURTS  
Research and Statistics**

19\_PINS8007

**Circuit Court Cases Booked CY 17-21 GRANT COUNTY**

Circuit Court Release Decision and Release Outcome by Year of Case Booking

Year of Date Booked	Release Outcome	Release Decision					Grand Total
		Administrative Release	Non-Financial	Financial	Release Not Offered	No Judicial Presentation	
2017	Non-Financial Release		123				123
	Financial Release			53			53
	Indictment Summons		45	30			75
	Detained Until Disposition		24	134	28	12	198
	<b>Total</b>		<b>192</b>	<b>217</b>	<b>28</b>	<b>12</b>	<b>449</b>
2018	Non-Financial Release		90				90
	Financial Release			55			55
	Indictment Summons		28	34			62
	Detained Until Disposition		14	156	89	21	280
	In Custody			3			3
	<b>Total</b>		<b>132</b>	<b>248</b>	<b>89</b>	<b>21</b>	<b>490</b>
2019	Non-Financial Release		62				62
	Financial Release			53			53
	Indictment Summons		10	29			39
	Detained Until Disposition			100	46	47	193
	<b>Total</b>		<b>72</b>	<b>182</b>	<b>46</b>	<b>47</b>	<b>347</b>
2020	Administrative Release	2					2
	Non-Financial Release		26				26
	Financial Release			11			11
	Indictment Summons		11	6			17
	Detained Until Disposition		1	48	9	12	70
	<b>Total</b>	<b>2</b>	<b>38</b>	<b>65</b>	<b>9</b>	<b>12</b>	<b>126</b>
2021	Administrative Release	3					3
	Non-Financial Release		13				13
	Financial Release			15			15
	Indictment Summons		25	15			40
	Detained Until Disposition		4	39	15	19	77
	In Custody		1	4	1		6
	<b>Total</b>	<b>3</b>	<b>43</b>	<b>73</b>	<b>16</b>	<b>19</b>	<b>154</b>

\* Data provided from the Pretrial Information Management System.

\* A single release bond may apply to multiple cases.

\* A single case may have multiple different bonds set over time. Only the most recent release bond is reported for each case.

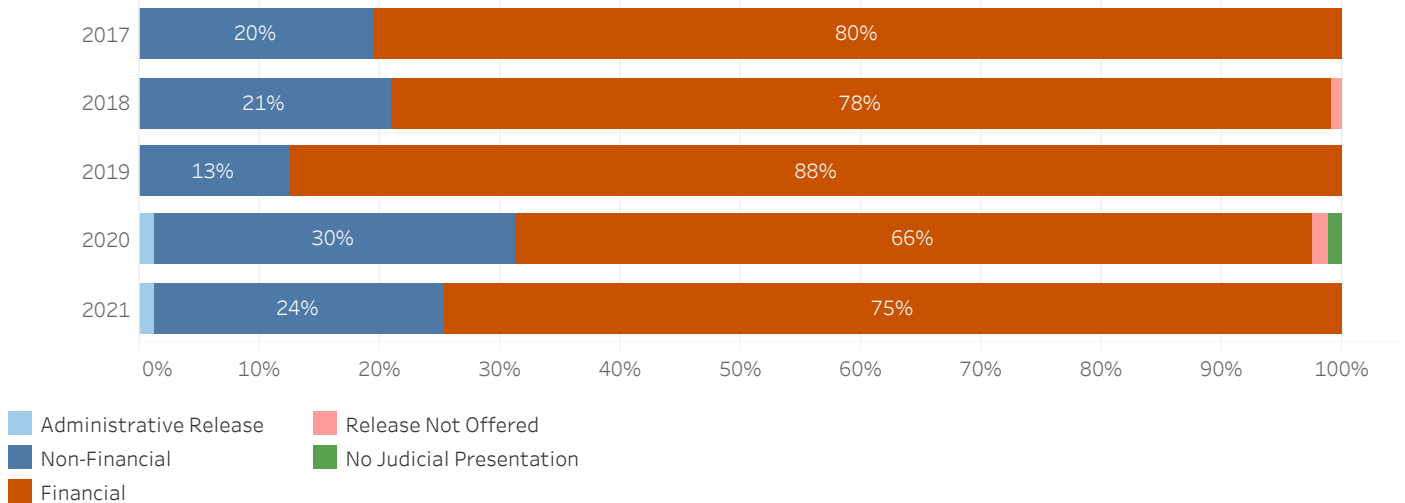


ADMINISTRATIVE OFFICE OF THE COURTS  
Research and Statistics

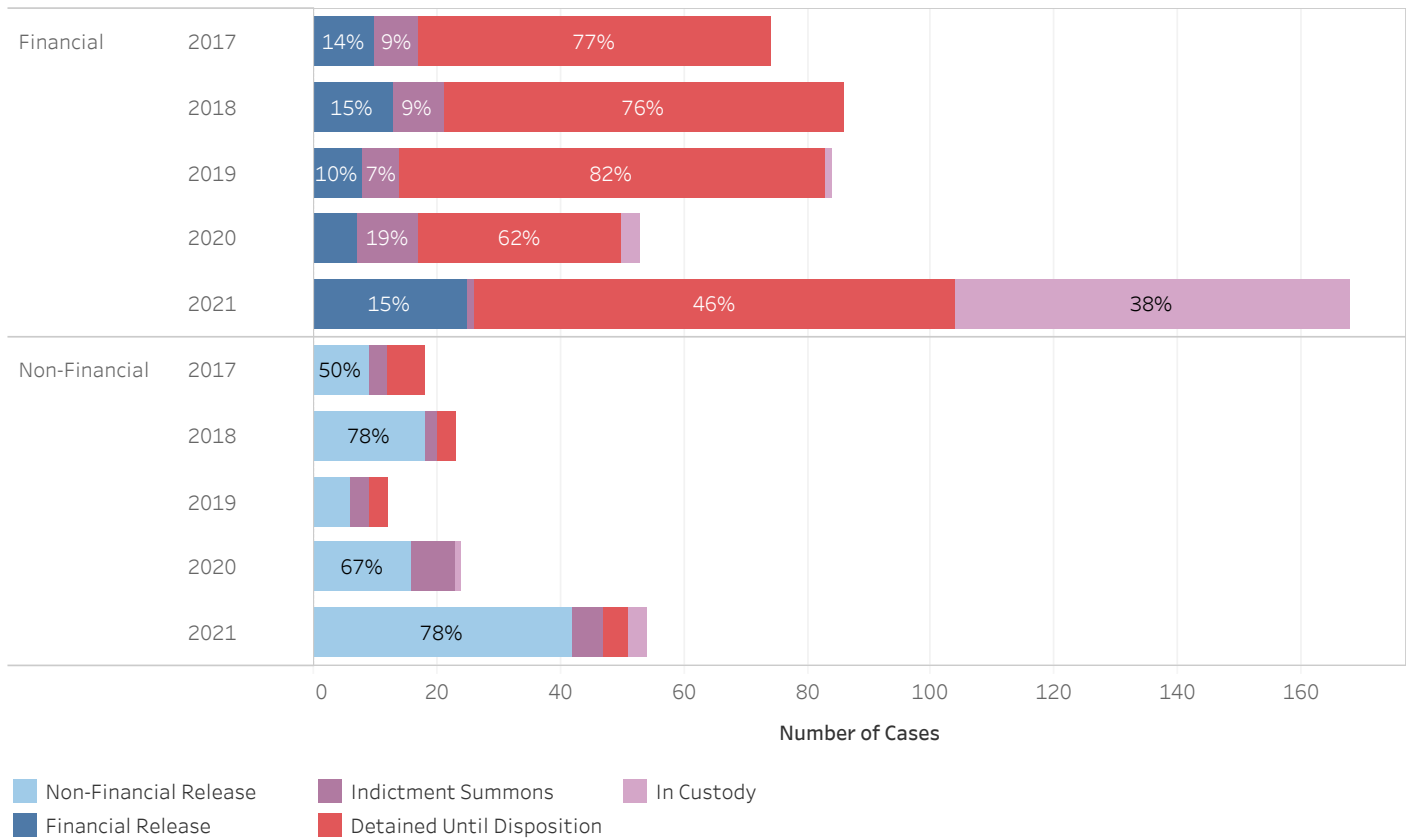
19\_PINS8007

Circuit Court Cases Booked CY 17-21 GRAVES COUNTY

Circuit Court Release Decision (Bond) Percentage by Year of Case Booking



Number of Circuit Court Cases and Release Outcome for Financial and Non-Financial Bonds  
(Excludes Administrative Release, Release Not Offered, and No Judicial Presentation)



\* Data provided from the Pretrial Information Management System.

\* A single release bond may apply to multiple cases.

\* A single case may have multiple different bonds set over time. Only the most recent release bond is reported for each case.





**ADMINISTRATIVE OFFICE OF THE COURTS  
Research and Statistics**

19\_PINS8007

**Circuit Court Cases Booked CY 17-21 GRAVES COUNTY**

Circuit Court Release Decision and Release Outcome by Year of Case Booking

Year of Date Booked	Release Outcome	Release Decision					Grand Total
		Administrative Release	Non-Financial	Financial	Release Not Offered	No Judicial Presentation	
2017	Non-Financial Release		9				9
	Financial Release			10			10
	Indictment Summons		3	7			10
	Detained Until Disposition		6	57			63
	<b>Total</b>		<b>18</b>	<b>74</b>			<b>92</b>
2018	Non-Financial Release		18				18
	Financial Release			13			13
	Indictment Summons		2	8			10
	Detained Until Disposition		3	65	1		69
	<b>Total</b>		<b>23</b>	<b>86</b>	<b>1</b>		<b>110</b>
2019	Non-Financial Release		6				6
	Financial Release			8			8
	Indictment Summons		3	6			9
	Detained Until Disposition		3	69			72
	In Custody			1			1
	<b>Total</b>		<b>12</b>	<b>84</b>			<b>96</b>
2020	Administrative Release	1					1
	Non-Financial Release		16				16
	Financial Release			7			7
	Indictment Summons		7	10			17
	Detained Until Disposition			33	1	1	35
	In Custody		1	3			4
<b>Total</b>	<b>1</b>	<b>24</b>	<b>53</b>	<b>1</b>	<b>1</b>	<b>80</b>	
2021	Administrative Release	3					3
	Non-Financial Release		42				42
	Financial Release			25			25
	Indictment Summons		5	1			6
	Detained Until Disposition		4	78			82
	In Custody		3	64			67
	<b>Total</b>	<b>3</b>	<b>54</b>	<b>168</b>			<b>225</b>

\* Data provided from the Pretrial Information Management System.

\* A single release bond may apply to multiple cases.

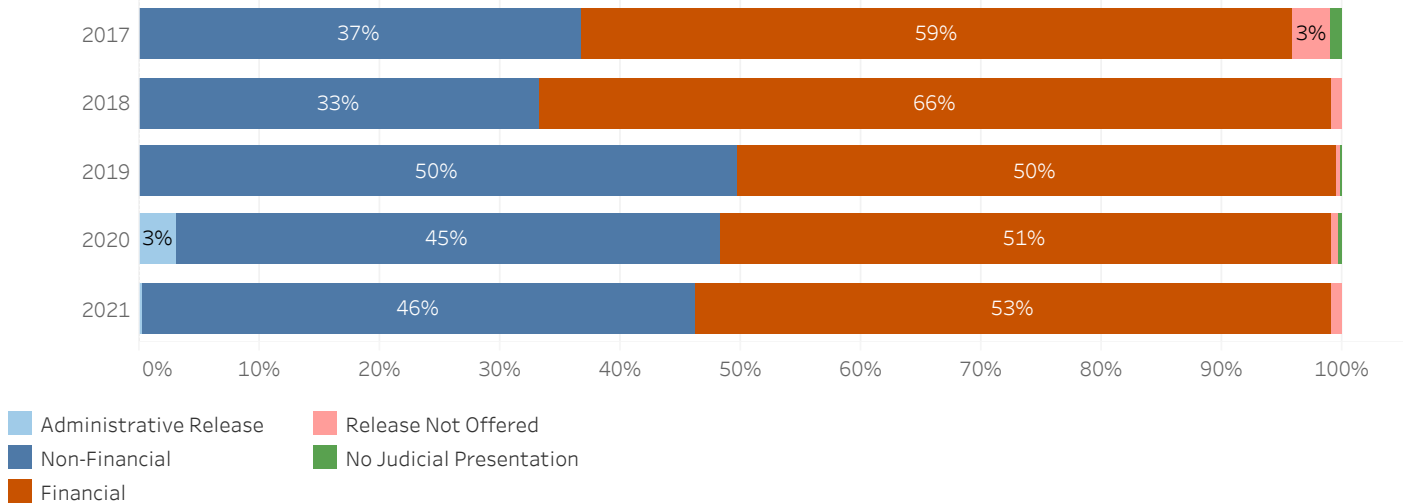
\* A single case may have multiple different bonds set over time. Only the most recent release bond is reported for each case.



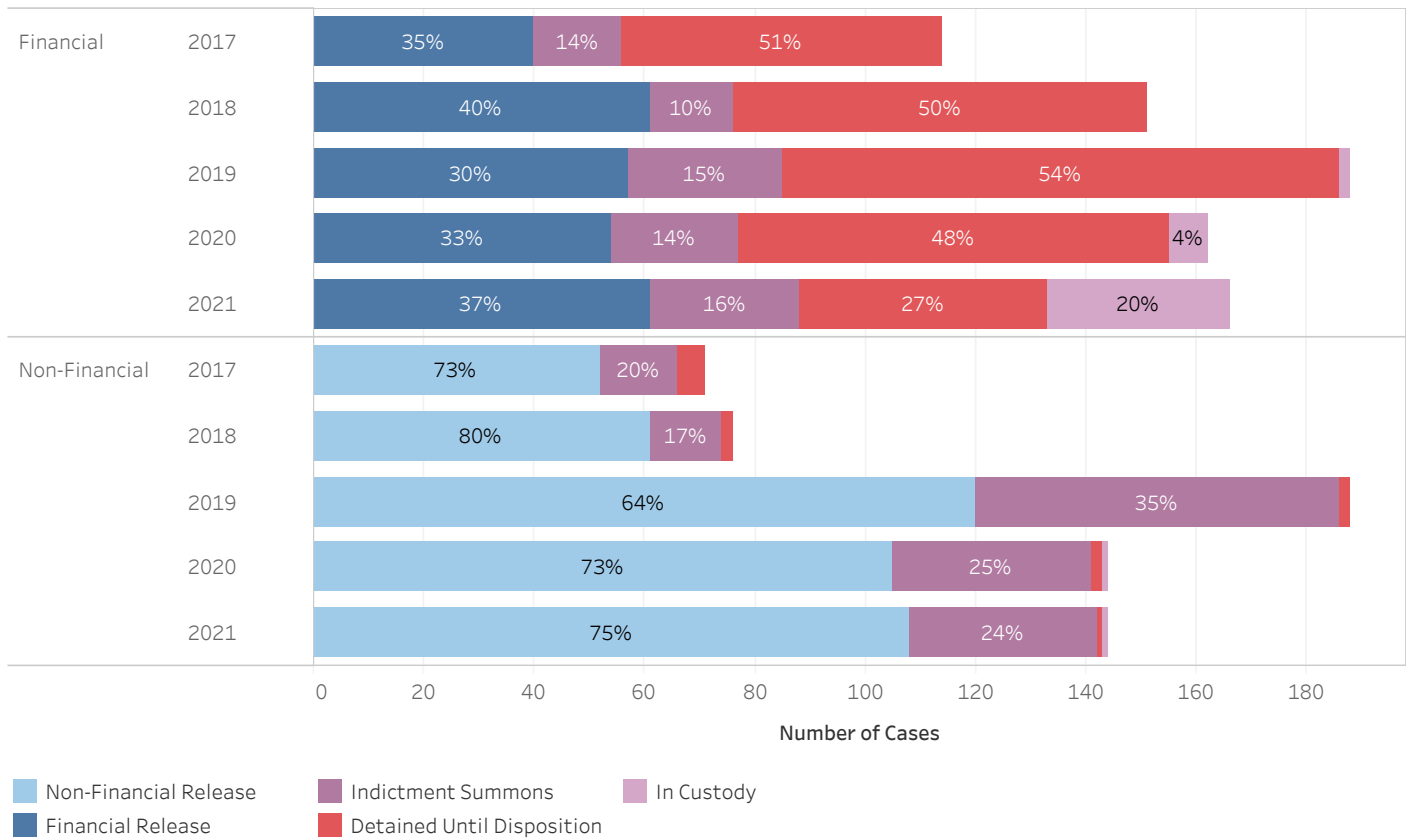
ADMINISTRATIVE OFFICE OF THE COURTS  
Research and Statistics

Circuit Court Cases Booked CY 17-21 GRAYSON COUNTY

Circuit Court Release Decision (Bond) Percentage by Year of Case Booking



Number of Circuit Court Cases and Release Outcome for Financial and Non-Financial Bonds  
(Excludes Administrative Release, Release Not Offered, and No Judicial Presentation)



\* Data provided from the Pretrial Information Management System.

\* A single release bond may apply to multiple cases.

\* A single case may have multiple different bonds set over time. Only the most recent release bond is reported for each case.



**ADMINISTRATIVE OFFICE OF THE COURTS  
Research and Statistics**

19\_PINS8007

**Circuit Court Cases Booked CY 17-21 GRAYSON COUNTY**

Circuit Court Release Decision and Release Outcome by Year of Case Booking

Year of Date Booked	Release Outcome	Release Decision					Grand Total
		Administrative Release	Non-Financial	Financial	Release Not Offered	No Judicial Presentation	
2017	Non-Financial Release		52				52
	Financial Release			40			40
	Indictment Summons		14	16			30
	Detained Until Disposition		5	58	6	2	71
	<b>Total</b>		<b>71</b>	<b>114</b>	<b>6</b>	<b>2</b>	<b>193</b>
2018	Non-Financial Release		61				61
	Financial Release			61			61
	Indictment Summons		13	15			28
	Detained Until Disposition		2	75	2		79
	<b>Total</b>		<b>76</b>	<b>151</b>	<b>2</b>		<b>229</b>
2019	Non-Financial Release		120				120
	Financial Release			57			57
	Indictment Summons		66	28			94
	Detained Until Disposition		2	101	1	1	105
	In Custody			2			2
	<b>Total</b>		<b>188</b>	<b>188</b>	<b>1</b>	<b>1</b>	<b>378</b>
2020	Administrative Release	8					8
	Non-Financial Release		105				105
	Financial Release			54			54
	Indictment Summons		36	23			59
	Detained Until Disposition	2	2	78	2	1	85
	In Custody		1	7			8
<b>Total</b>	<b>10</b>	<b>144</b>	<b>162</b>	<b>2</b>	<b>1</b>	<b>319</b>	
2021	Administrative Release	1					1
	Non-Financial Release		108				108
	Financial Release			61			61
	Indictment Summons		34	27			61
	Detained Until Disposition		1	45	2		48
	In Custody		1	33	1		35
<b>Total</b>	<b>1</b>	<b>144</b>	<b>166</b>	<b>3</b>		<b>314</b>	

\* Data provided from the Pretrial Information Management System.

\* A single release bond may apply to multiple cases.

\* A single case may have multiple different bonds set over time. Only the most recent release bond is reported for each case.

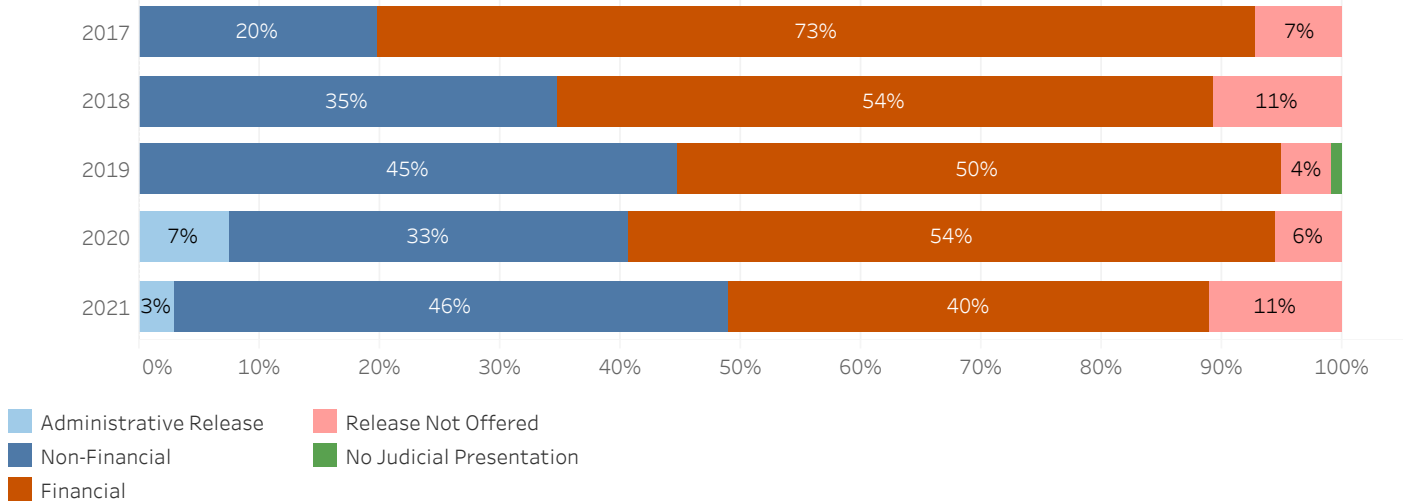


ADMINISTRATIVE OFFICE OF THE COURTS  
Research and Statistics

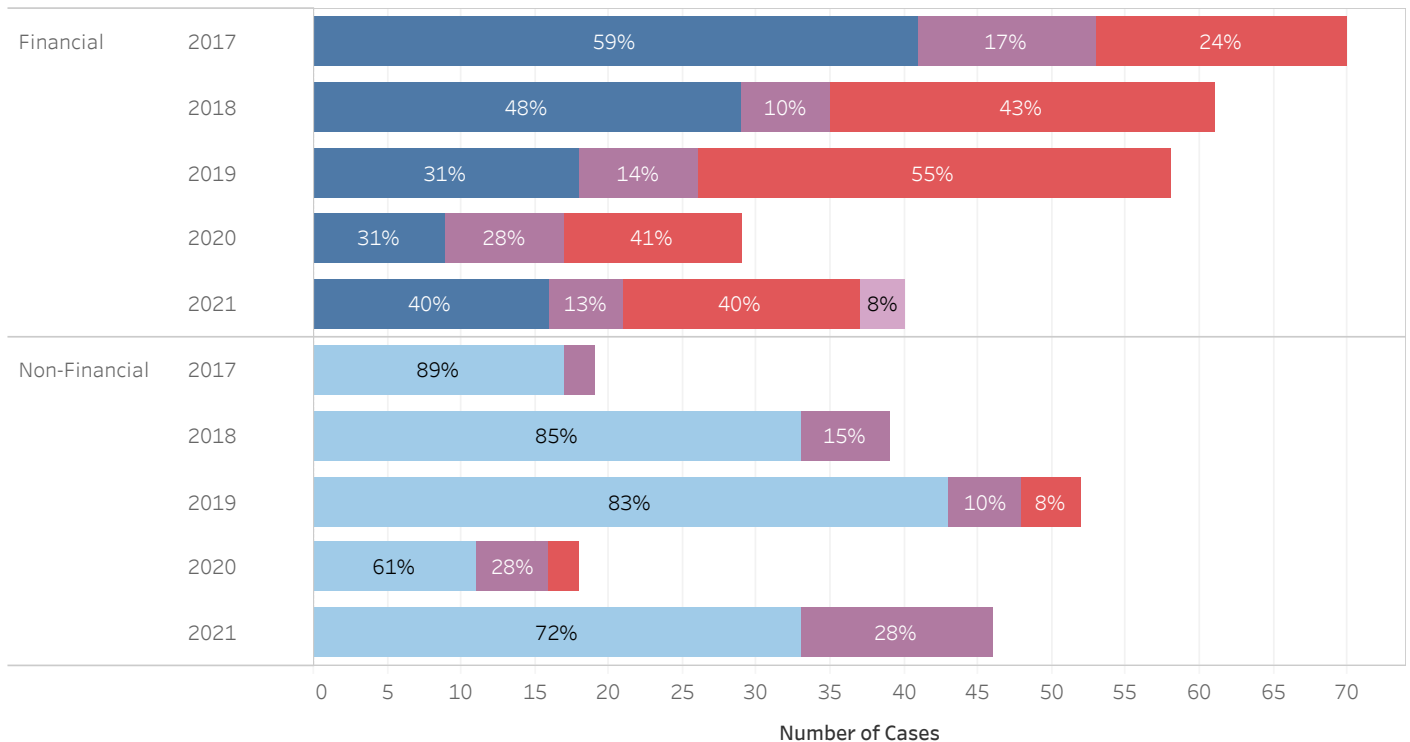
19\_PINS8007

Circuit Court Cases Booked CY 17-21 GREEN COUNTY

Circuit Court Release Decision (Bond) Percentage by Year of Case Booking



Number of Circuit Court Cases and Release Outcome for Financial and Non-Financial Bonds  
(Excludes Administrative Release, Release Not Offered, and No Judicial Presentation)



■ Non-Financial Release    
 ■ Indictment Summons    
 ■ In Custody  
■ Financial Release    
 ■ Detained Until Disposition

\* Data provided from the Pretrial Information Management System.

\* A single release bond may apply to multiple cases.

\* A single case may have multiple different bonds set over time. Only the most recent release bond is reported for each case.



**ADMINISTRATIVE OFFICE OF THE COURTS  
Research and Statistics**

19\_PINS8007

**Circuit Court Cases Booked CY 17-21 GREEN COUNTY**

Circuit Court Release Decision and Release Outcome by Year of Case Booking

Year of Date Booked	Release Outcome	Release Decision					Grand Total
		Administrative Release	Non-Financial	Financial	Release Not Offered	No Judicial Presentation	
2017	Non-Financial Release		17				17
	Financial Release			41			41
	Indictment Summons		2	12			14
	Detained Until Disposition			17	7		24
	<b>Total</b>		<b>19</b>	<b>70</b>	<b>7</b>		<b>96</b>
2018	Non-Financial Release		33				33
	Financial Release			29			29
	Indictment Summons		6	6			12
	Detained Until Disposition			26	12		38
	<b>Total</b>		<b>39</b>	<b>61</b>	<b>12</b>		<b>112</b>
2019	Non-Financial Release		43				43
	Financial Release			18			18
	Indictment Summons		5	8			13
	Detained Until Disposition		4	32	5	1	42
	<b>Total</b>		<b>52</b>	<b>58</b>	<b>5</b>	<b>1</b>	<b>116</b>
2020	Administrative Release	2					2
	Non-Financial Release		11				11
	Financial Release			9			9
	Indictment Summons		5	8			13
	Detained Until Disposition	2	2	12	3		19
	<b>Total</b>	<b>4</b>	<b>18</b>	<b>29</b>	<b>3</b>		<b>54</b>
2021	Administrative Release	3					3
	Non-Financial Release		33				33
	Financial Release			16			16
	Indictment Summons		13	5			18
	Detained Until Disposition			16	11		27
	In Custody			3			3
	<b>Total</b>	<b>3</b>	<b>46</b>	<b>40</b>	<b>11</b>		<b>100</b>

\* Data provided from the Pretrial Information Management System.

\* A single release bond may apply to multiple cases.

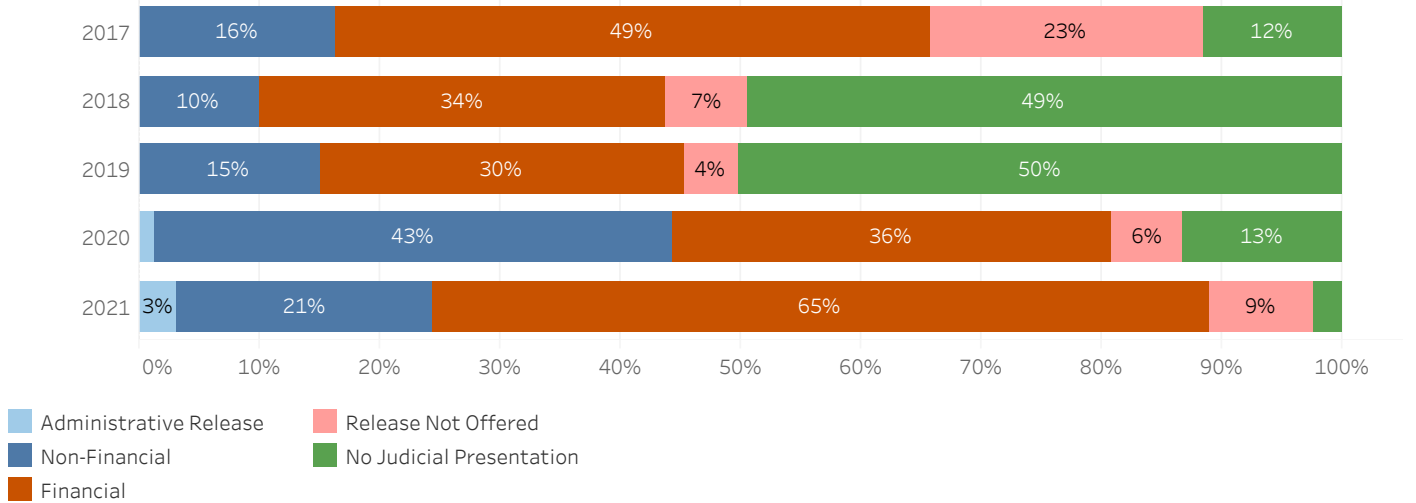
\* A single case may have multiple different bonds set over time. Only the most recent release bond is reported for each case.



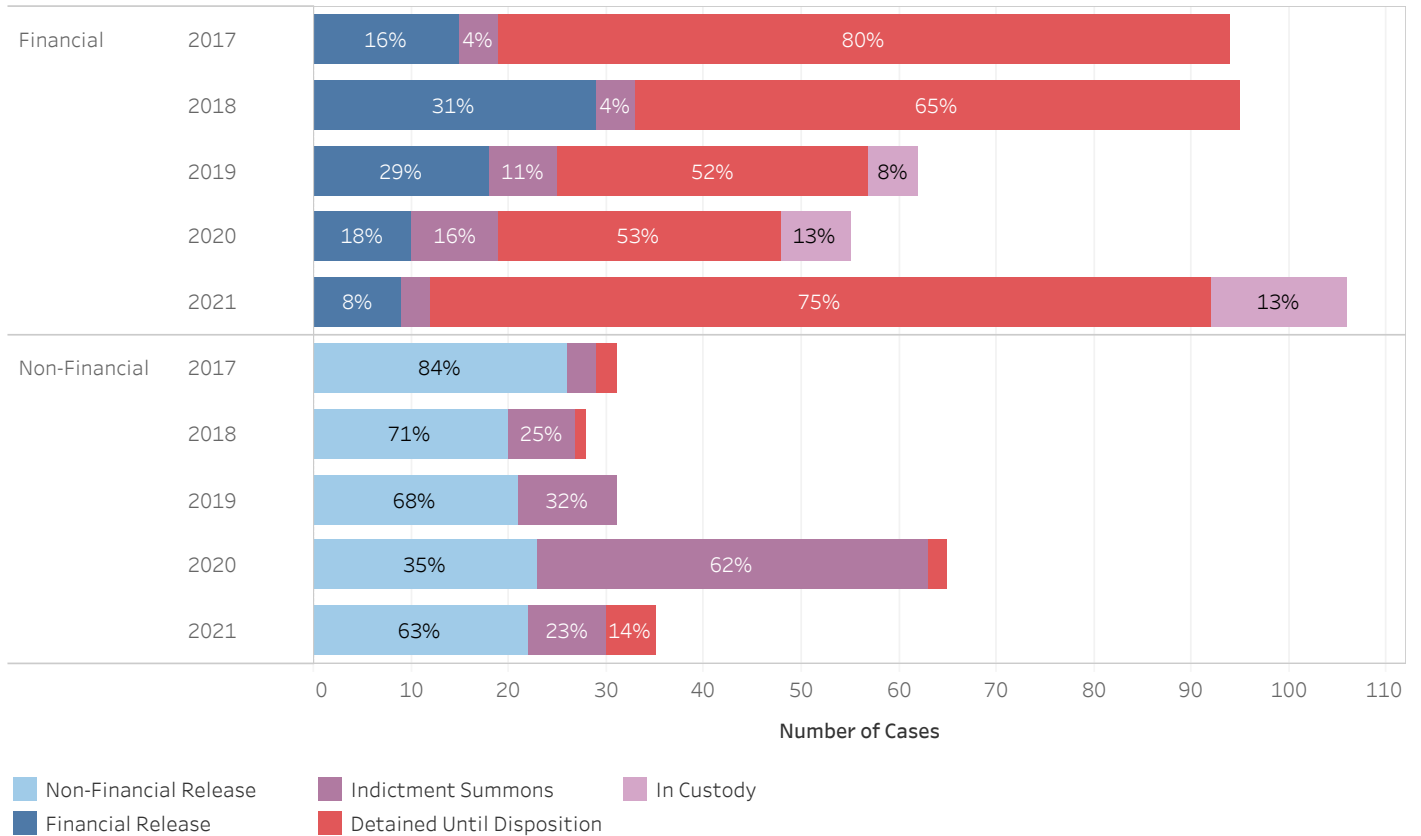
ADMINISTRATIVE OFFICE OF THE COURTS  
Research and Statistics

Circuit Court Cases Booked CY 17-21 GREENUP COUNTY

Circuit Court Release Decision (Bond) Percentage by Year of Case Booking



Number of Circuit Court Cases and Release Outcome for Financial and Non-Financial Bonds  
(Excludes Administrative Release, Release Not Offered, and No Judicial Presentation)



\* Data provided from the Pretrial Information Management System.

\* A single release bond may apply to multiple cases.

\* A single case may have multiple different bonds set over time. Only the most recent release bond is reported for each case.



**ADMINISTRATIVE OFFICE OF THE COURTS  
Research and Statistics**

19\_PINS8007

**Circuit Court Cases Booked CY 17-21 GREENUP COUNTY**

Circuit Court Release Decision and Release Outcome by Year of Case Booking

Year of Date Booked	Release Outcome	Release Decision					Grand Total
		Administrative Release	Non-Financial	Financial	Release Not Offered	No Judicial Presentation	
2017	Non-Financial Release		26				26
	Financial Release			15			15
	Indictment Summons		3	4			7
	Detained Until Disposition		2	75	43	22	142
	<b>Total</b>		<b>31</b>	<b>94</b>	<b>43</b>	<b>22</b>	<b>190</b>
2018	Non-Financial Release		20				20
	Financial Release			29			29
	Indictment Summons		7	4			11
	Detained Until Disposition		1	62	19	139	221
	<b>Total</b>		<b>28</b>	<b>95</b>	<b>19</b>	<b>139</b>	<b>281</b>
2019	Non-Financial Release		21				21
	Financial Release			18			18
	Indictment Summons		10	7			17
	Detained Until Disposition			32	9	103	144
	In Custody			5			5
	<b>Total</b>		<b>31</b>	<b>62</b>	<b>9</b>	<b>103</b>	<b>205</b>
2020	Administrative Release	2					2
	Non-Financial Release		23				23
	Financial Release			10			10
	Indictment Summons		40	9			49
	Detained Until Disposition		2	29	9	20	60
	In Custody			7			7
<b>Total</b>	<b>2</b>	<b>65</b>	<b>55</b>	<b>9</b>	<b>20</b>	<b>151</b>	
2021	Administrative Release	4					4
	Non-Financial Release		22				22
	Financial Release			9			9
	Indictment Summons		8	3			11
	Detained Until Disposition	1	5	80	11	4	101
	In Custody			14	3		17
	<b>Total</b>	<b>5</b>	<b>35</b>	<b>106</b>	<b>14</b>	<b>4</b>	<b>164</b>

\* Data provided from the Pretrial Information Management System.

\* A single release bond may apply to multiple cases.

\* A single case may have multiple different bonds set over time. Only the most recent release bond is reported for each case.

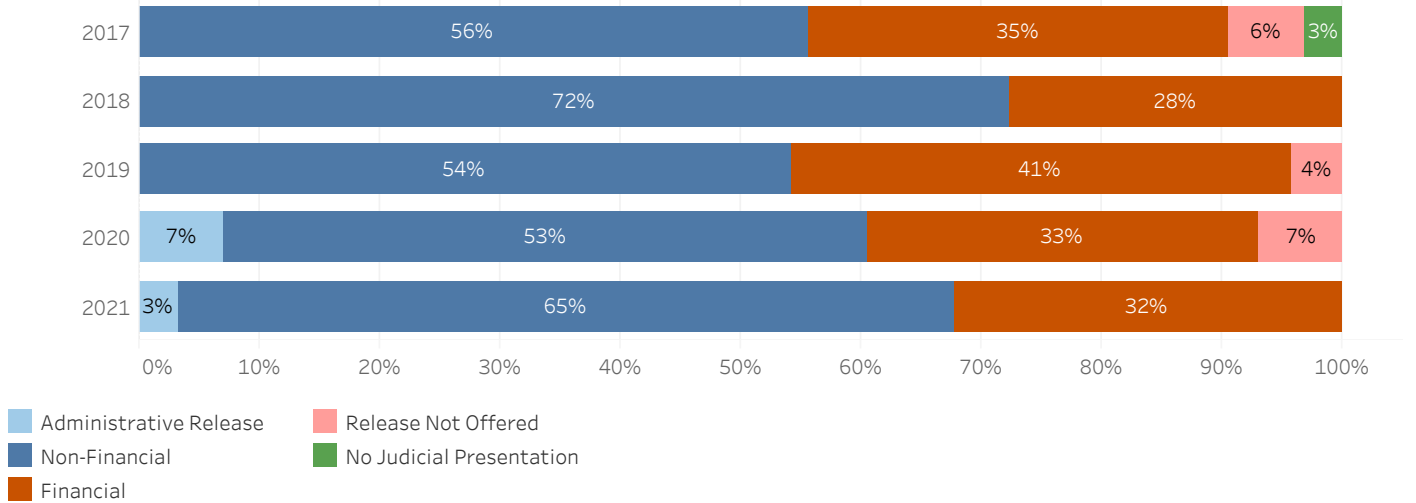


ADMINISTRATIVE OFFICE OF THE COURTS  
Research and Statistics

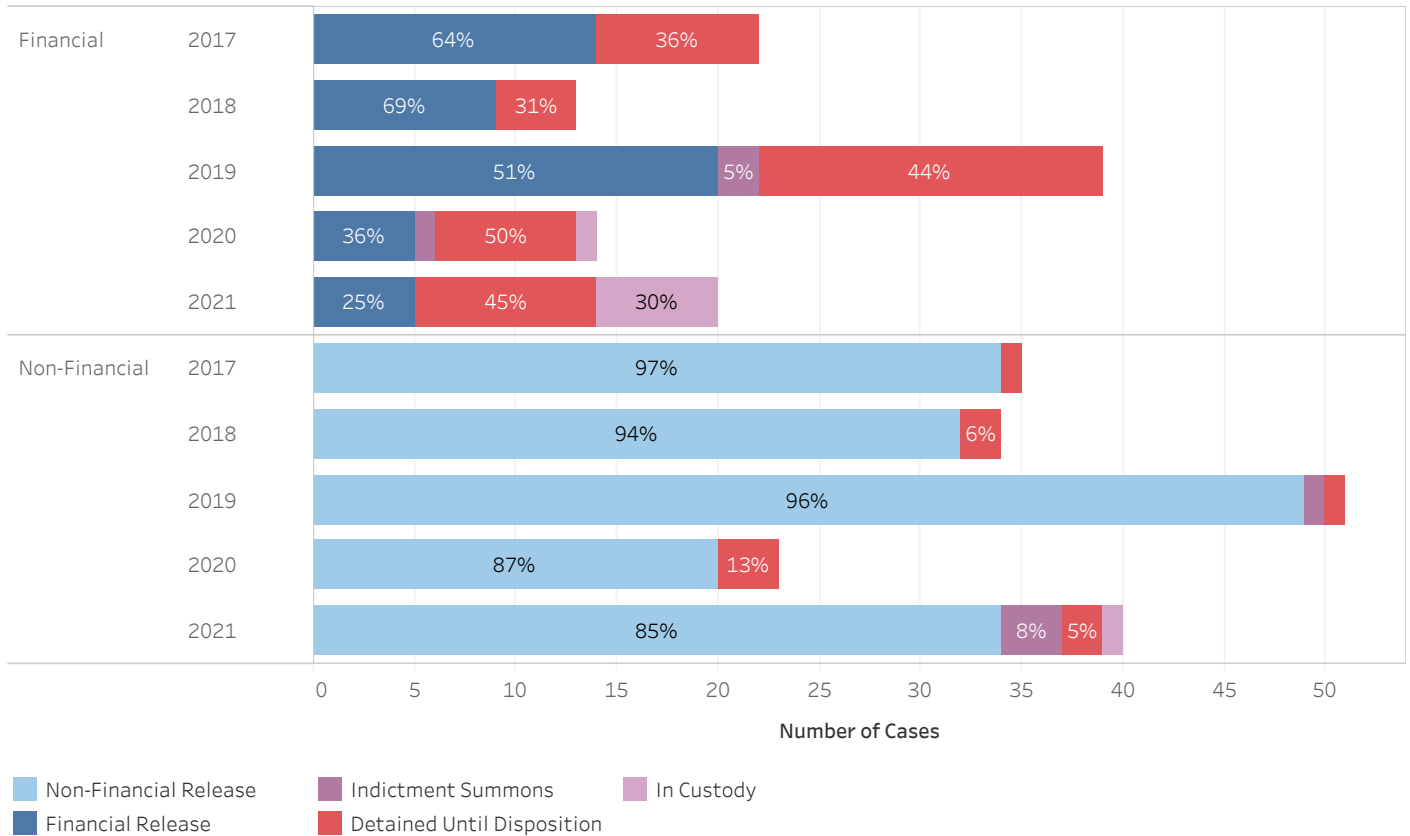
19\_PINS8007

Circuit Court Cases Booked CY 17-21 HANCOCK COUNTY

Circuit Court Release Decision (Bond) Percentage by Year of Case Booking



Number of Circuit Court Cases and Release Outcome for Financial and Non-Financial Bonds  
(Excludes Administrative Release, Release Not Offered, and No Judicial Presentation)



\* Data provided from the Pretrial Information Management System.

\* A single release bond may apply to multiple cases.

\* A single case may have multiple different bonds set over time. Only the most recent release bond is reported for each case.





**ADMINISTRATIVE OFFICE OF THE COURTS  
Research and Statistics**

19\_PINS8007

**Circuit Court Cases Booked CY 17-21 HANCOCK COUNTY**

Circuit Court Release Decision and Release Outcome by Year of Case Booking

Year of Date Booked	Release Outcome	Release Decision					Grand Total
		Administrative Release	Non-Financial	Financial	Release Not Offered	No Judicial Presentation	
2017	Non-Financial Release		34				34
	Financial Release			14			14
	Detained Until Disposition		1	8	4	2	15
	<b>Total</b>		<b>35</b>	<b>22</b>	<b>4</b>	<b>2</b>	<b>63</b>
2018	Non-Financial Release		32				32
	Financial Release			9			9
	Detained Until Disposition		2	4			6
	<b>Total</b>		<b>34</b>	<b>13</b>			<b>47</b>
2019	Non-Financial Release		49				49
	Financial Release			20			20
	Indictment Summons		1	2			3
	Detained Until Disposition		1	17	4		22
	<b>Total</b>		<b>51</b>	<b>39</b>	<b>4</b>		<b>94</b>
2020	Administrative Release	3					3
	Non-Financial Release		20				20
	Financial Release			5			5
	Indictment Summons			1			1
	Detained Until Disposition		3	7	3		13
	In Custody			1			1
	<b>Total</b>	<b>3</b>	<b>23</b>	<b>14</b>	<b>3</b>		<b>43</b>
2021	Administrative Release	2					2
	Non-Financial Release		34				34
	Financial Release			5			5
	Indictment Summons		3				3
	Detained Until Disposition		2	9			11
	In Custody		1	6			7
	<b>Total</b>	<b>2</b>	<b>40</b>	<b>20</b>			<b>62</b>

\* Data provided from the Pretrial Information Management System.

\* A single release bond may apply to multiple cases.

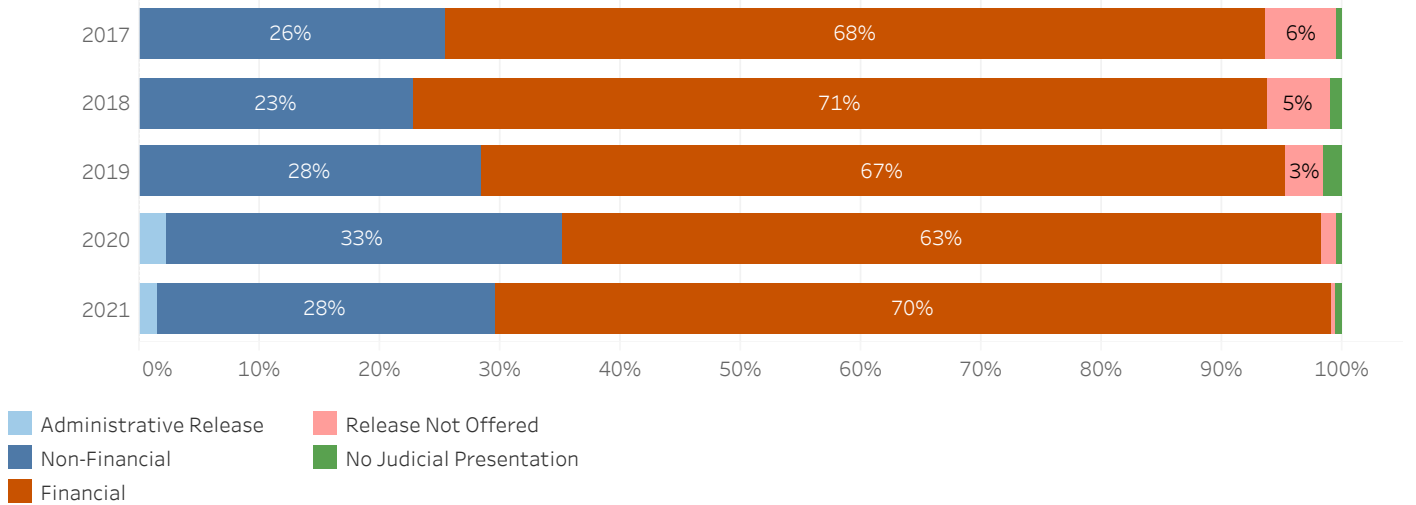
\* A single case may have multiple different bonds set over time. Only the most recent release bond is reported for each case.



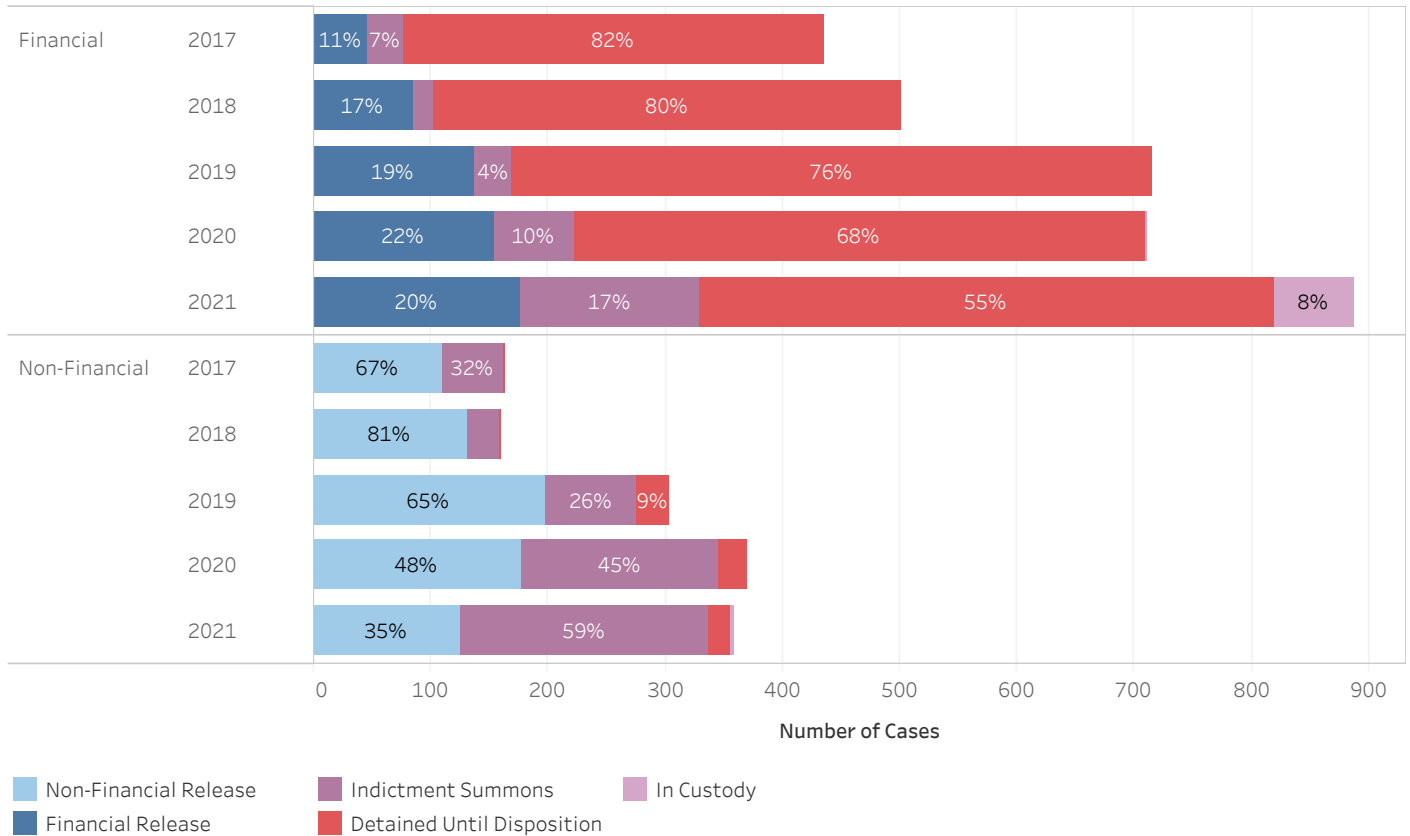
ADMINISTRATIVE OFFICE OF THE COURTS  
Research and Statistics

Circuit Court Cases Booked CY 17-21 HARDIN COUNTY

Circuit Court Release Decision (Bond) Percentage by Year of Case Booking



Number of Circuit Court Cases and Release Outcome for Financial and Non-Financial Bonds  
(Excludes Administrative Release, Release Not Offered, and No Judicial Presentation)



\* Data provided from the Pretrial Information Management System.

\* A single release bond may apply to multiple cases.

\* A single case may have multiple different bonds set over time. Only the most recent release bond is reported for each case.



**ADMINISTRATIVE OFFICE OF THE COURTS  
Research and Statistics**

19\_PINS8007

**Circuit Court Cases Booked CY 17-21 HARDIN COUNTY**

Circuit Court Release Decision and Release Outcome by Year of Case Booking

Year of Date Booked	Release Outcome	Release Decision					Grand Total
		Administrative Release	Non-Financial	Financial	Release Not Offered	No Judicial Presentation	
2017	Non-Financial Release		110				110
	Financial Release			46			46
	Indictment Summons		52	31			83
	Detained Until Disposition		1	358	38	3	400
	<b>Total</b>		<b>163</b>	<b>435</b>	<b>38</b>	<b>3</b>	<b>639</b>
2018	Non-Financial Release		131				131
	Financial Release			85			85
	Indictment Summons		28	17			45
	Detained Until Disposition		2	400	37	7	446
	<b>Total</b>		<b>161</b>	<b>502</b>	<b>37</b>	<b>7</b>	<b>707</b>
2019	Non-Financial Release		198				198
	Financial Release			137			137
	Indictment Summons		78	32			110
	Detained Until Disposition		28	546	34	17	625
	<b>Total</b>		<b>304</b>	<b>715</b>	<b>34</b>	<b>17</b>	<b>1,070</b>
2020	Administrative Release	23					23
	Non-Financial Release		178				178
	Financial Release			154			154
	Indictment Summons	1	168	68			237
	Detained Until Disposition	2	24	487	13	6	532
	In Custody			2			2
	<b>Total</b>	<b>26</b>	<b>370</b>	<b>711</b>	<b>13</b>	<b>6</b>	<b>1,126</b>
2021	Administrative Release	17					17
	Non-Financial Release		125				125
	Financial Release			176			176
	Indictment Summons	1	211	154			366
	Detained Until Disposition	1	19	489	4	8	521
	In Custody		3	68			71
	<b>Total</b>	<b>19</b>	<b>358</b>	<b>887</b>	<b>4</b>	<b>8</b>	<b>1,276</b>

\* Data provided from the Pretrial Information Management System.

\* A single release bond may apply to multiple cases.

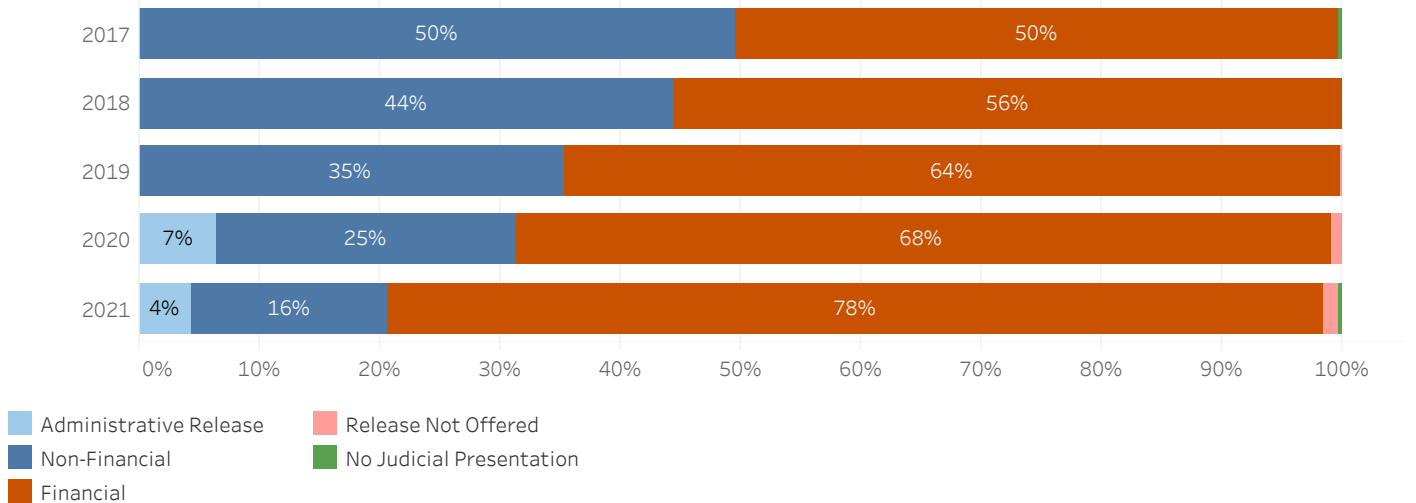
\* A single case may have multiple different bonds set over time. Only the most recent release bond is reported for each case.



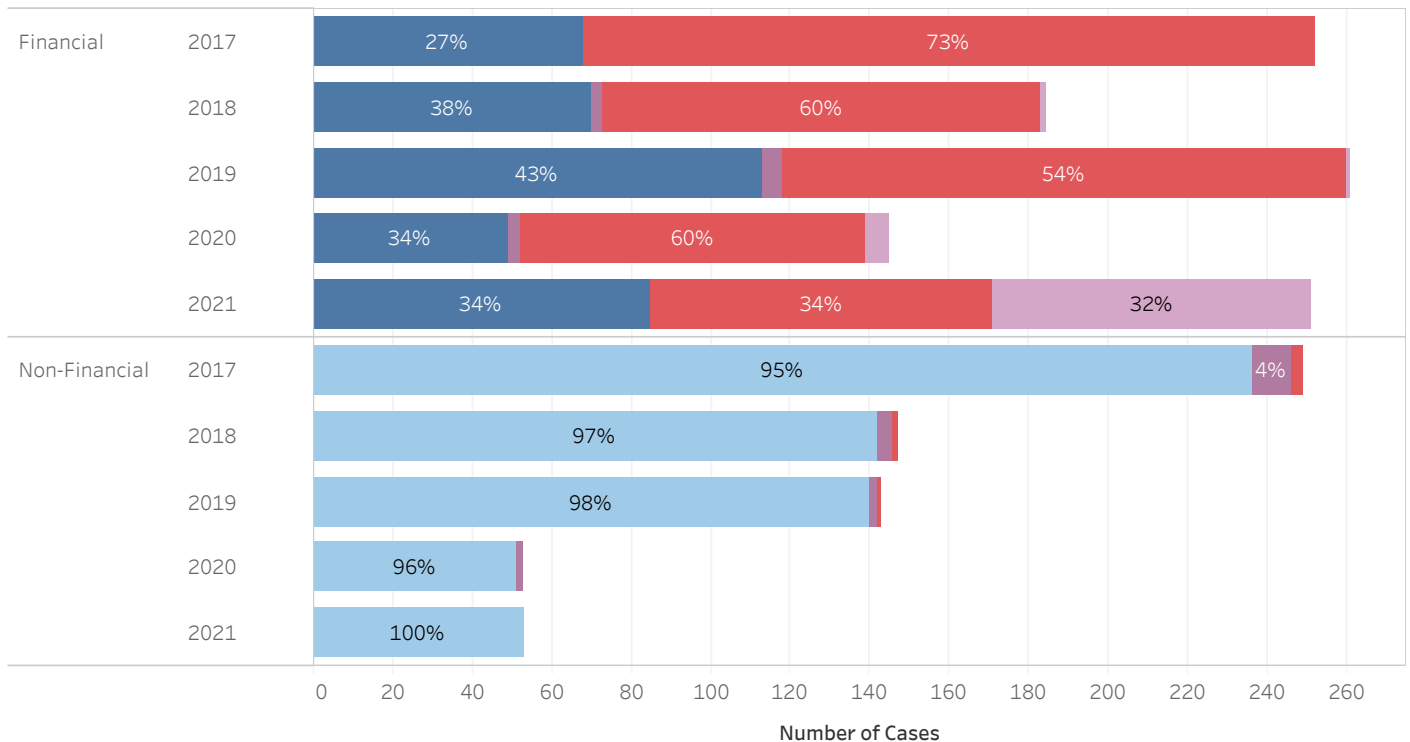
ADMINISTRATIVE OFFICE OF THE COURTS  
Research and Statistics

Circuit Court Cases Booked CY 17-21 HARLAN COUNTY

Circuit Court Release Decision (Bond) Percentage by Year of Case Booking



Number of Circuit Court Cases and Release Outcome for Financial and Non-Financial Bonds  
(Excludes Administrative Release, Release Not Offered, and No Judicial Presentation)



■ Non-Financial Release     ■ Indictment Summons     ■ In Custody  
■ Financial Release     ■ Detained Until Disposition

\* Data provided from the Pretrial Information Management System.

\* A single release bond may apply to multiple cases.

\* A single case may have multiple different bonds set over time. Only the most recent release bond is reported for each case.



**ADMINISTRATIVE OFFICE OF THE COURTS  
Research and Statistics**

19\_PINS8007

**Circuit Court Cases Booked CY 17-21 HARLAN COUNTY**

Circuit Court Release Decision and Release Outcome by Year of Case Booking

Year of Date Booked	Release Outcome	Release Decision					Grand Total
		Administrative Release	Non-Financial	Financial	Release Not Offered	No Judicial Presentation	
2017	Non-Financial Release		236				236
	Financial Release			68			68
	Indictment Summons		10				10
	Detained Until Disposition		3	184		2	189
	<b>Total</b>		<b>249</b>	<b>252</b>		<b>2</b>	<b>503</b>
2018	Non-Financial Release		142				142
	Financial Release			70			70
	Indictment Summons		4	3			7
	Detained Until Disposition		1	110			111
	In Custody			1			1
	<b>Total</b>		<b>147</b>	<b>184</b>			<b>331</b>
2019	Non-Financial Release		140				140
	Financial Release			113			113
	Indictment Summons		2	5			7
	Detained Until Disposition		1	142	1		144
	In Custody			1			1
	<b>Total</b>		<b>143</b>	<b>261</b>	<b>1</b>		<b>405</b>
2020	Administrative Release	13					13
	Non-Financial Release		51				51
	Financial Release			49			49
	Indictment Summons		2	3			5
	Detained Until Disposition	1		87	1		89
	In Custody			6	1		7
	<b>Total</b>	<b>14</b>	<b>53</b>	<b>145</b>	<b>2</b>		<b>214</b>
2021	Administrative Release	13					13
	Non-Financial Release		53				53
	Financial Release			85			85
	Detained Until Disposition	1		86	1	1	89
	In Custody			80	3		83
	<b>Total</b>	<b>14</b>	<b>53</b>	<b>251</b>	<b>4</b>	<b>1</b>	<b>323</b>

\* Data provided from the Pretrial Information Management System.

\* A single release bond may apply to multiple cases.

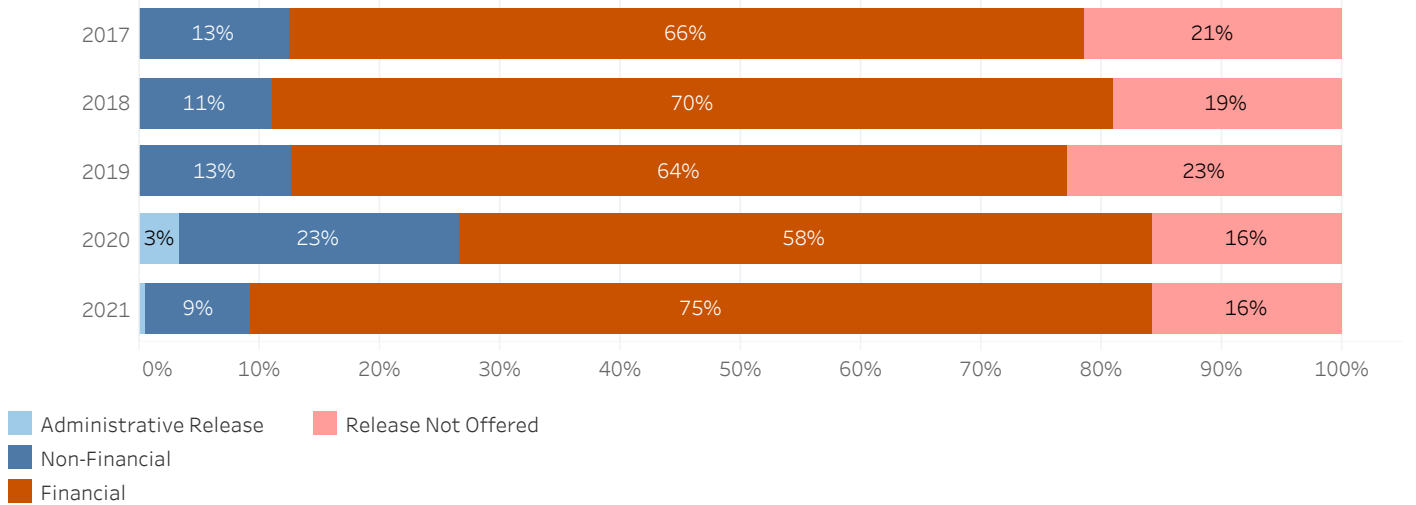
\* A single case may have multiple different bonds set over time. Only the most recent release bond is reported for each case.



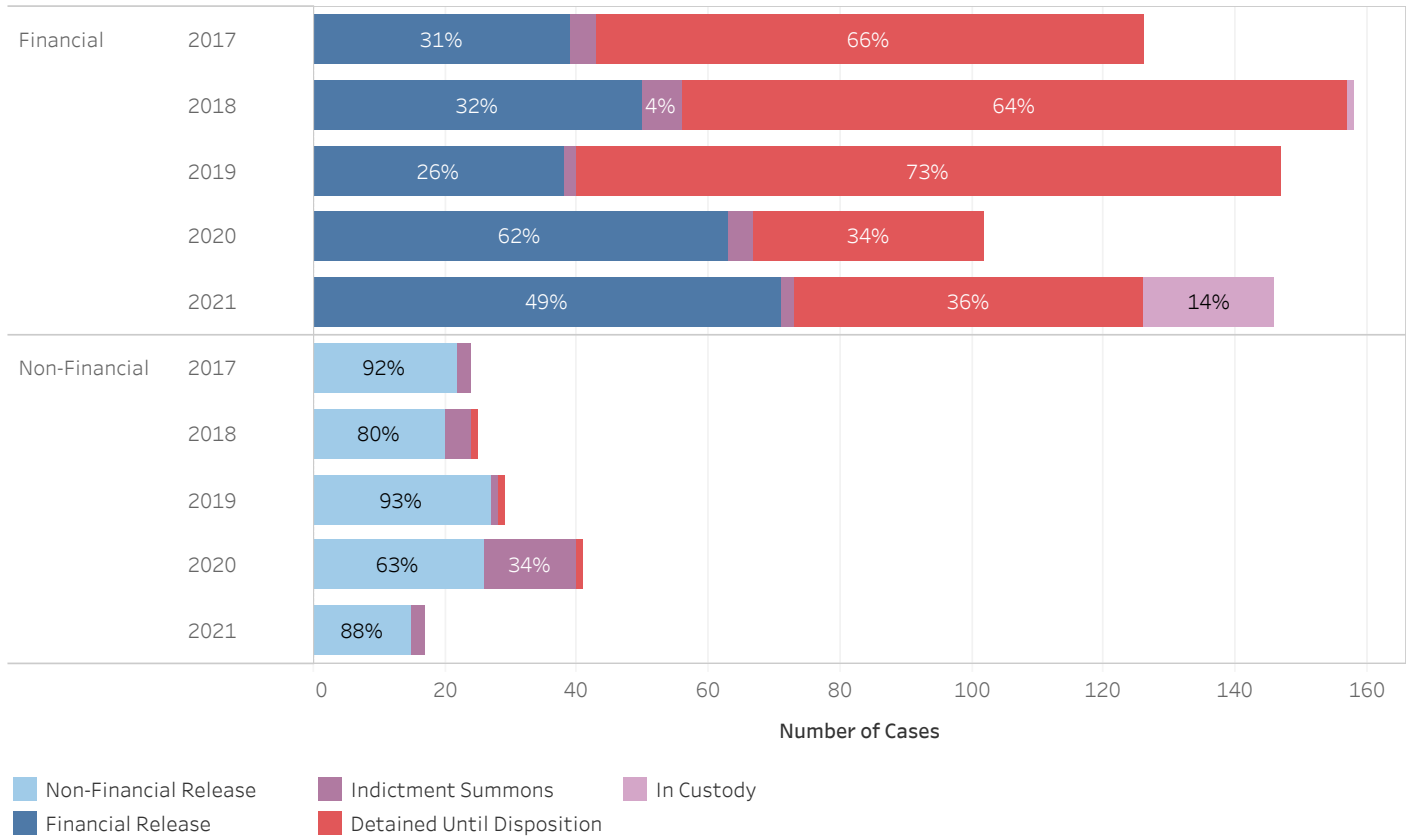
ADMINISTRATIVE OFFICE OF THE COURTS  
Research and Statistics

Circuit Court Cases Booked CY 17-21 HARRISON COUNTY

Circuit Court Release Decision (Bond) Percentage by Year of Case Booking



Number of Circuit Court Cases and Release Outcome for Financial and Non-Financial Bonds  
(Excludes Administrative Release, Release Not Offered, and No Judicial Presentation)



\* Data provided from the Pretrial Information Management System.

\* A single release bond may apply to multiple cases.

\* A single case may have multiple different bonds set over time. Only the most recent release bond is reported for each case.



**ADMINISTRATIVE OFFICE OF THE COURTS  
Research and Statistics**

19\_PINS8007

**Circuit Court Cases Booked CY 17-21 HARRISON COUNTY**

Circuit Court Release Decision and Release Outcome by Year of Case Booking

Year of Date Booked	Release Outcome	Release Decision			Release Not Offered	Grand Total
		Administrative Release	Non-Financial	Financial		
2017	Non-Financial Release		22			22
	Financial Release			39		39
	Indictment Summons		2	4		6
	Detained Until Disposition			83	41	124
	<b>Total</b>		<b>24</b>	<b>126</b>	<b>41</b>	<b>191</b>
2018	Non-Financial Release		20			20
	Financial Release			50		50
	Indictment Summons		4	6		10
	Detained Until Disposition		1	101	43	145
	In Custody			1		1
	<b>Total</b>		<b>25</b>	<b>158</b>	<b>43</b>	<b>226</b>
2019	Non-Financial Release		27			27
	Financial Release			38		38
	Indictment Summons		1	2		3
	Detained Until Disposition		1	107	52	160
	<b>Total</b>		<b>29</b>	<b>147</b>	<b>52</b>	<b>228</b>
2020	Administrative Release	6				6
	Non-Financial Release		26			26
	Financial Release			63		63
	Indictment Summons		14	4		18
	Detained Until Disposition		1	35	28	64
	<b>Total</b>	<b>6</b>	<b>41</b>	<b>102</b>	<b>28</b>	<b>177</b>
2021	Administrative Release	1				1
	Non-Financial Release		15			15
	Financial Release			71		71
	Indictment Summons		2	2		4
	Detained Until Disposition			53	31	84
	In Custody			20		20
	<b>Total</b>	<b>1</b>	<b>17</b>	<b>146</b>	<b>31</b>	<b>195</b>

\* Data provided from the Pretrial Information Management System.

\* A single release bond may apply to multiple cases.

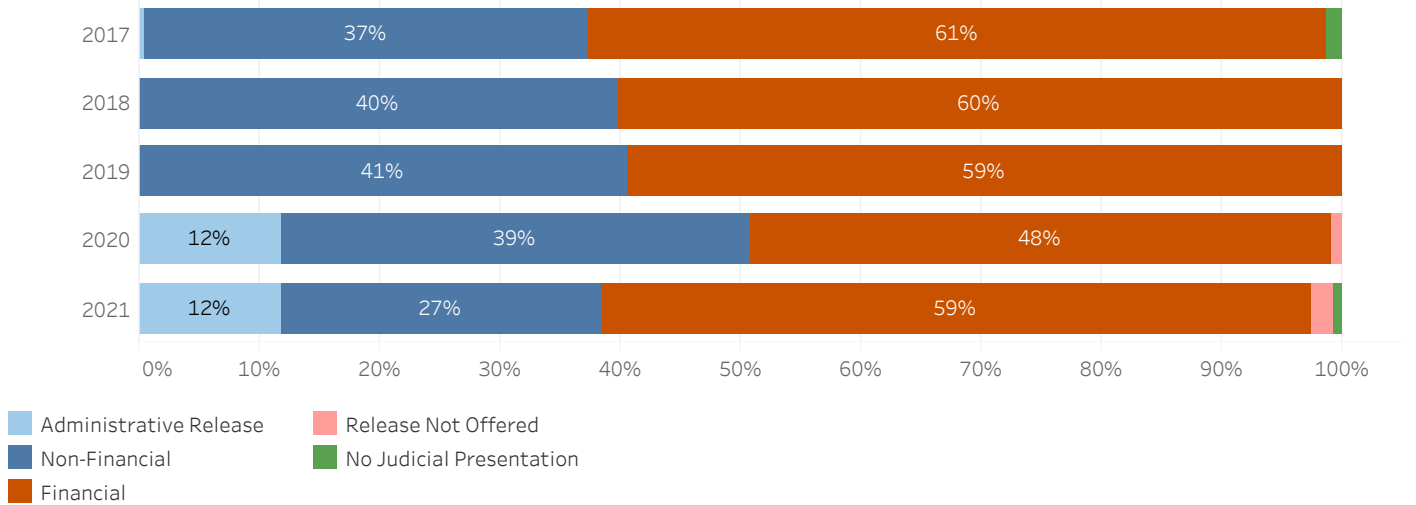
\* A single case may have multiple different bonds set over time. Only the most recent release bond is reported for each case.



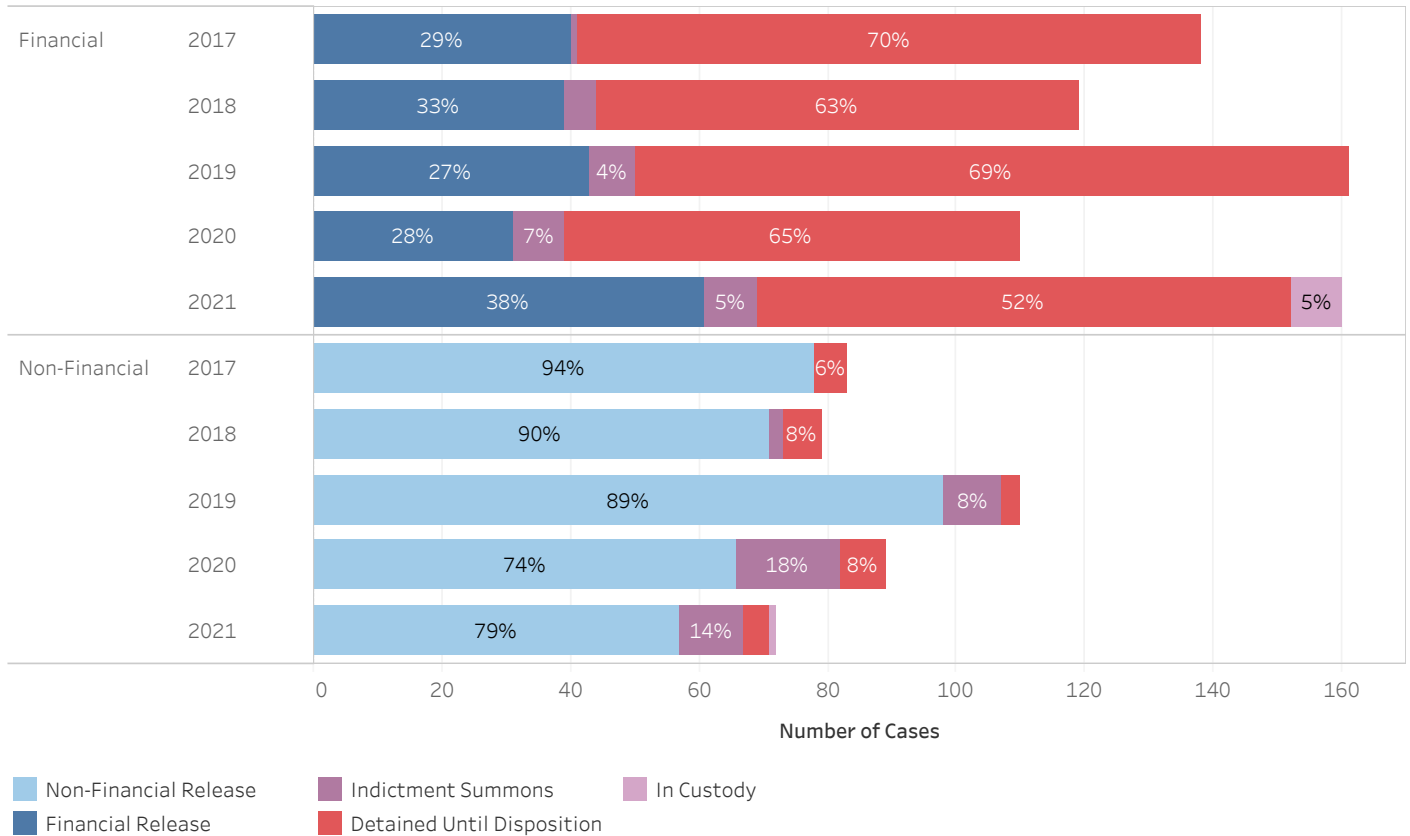
ADMINISTRATIVE OFFICE OF THE COURTS  
Research and Statistics

Circuit Court Cases Booked CY 17-21 HART COUNTY

Circuit Court Release Decision (Bond) Percentage by Year of Case Booking



Number of Circuit Court Cases and Release Outcome for Financial and Non-Financial Bonds  
(Excludes Administrative Release, Release Not Offered, and No Judicial Presentation)



\* Data provided from the Pretrial Information Management System.

\* A single release bond may apply to multiple cases.

\* A single case may have multiple different bonds set over time. Only the most recent release bond is reported for each case.





**ADMINISTRATIVE OFFICE OF THE COURTS  
Research and Statistics**

19\_PINS8007

**Circuit Court Cases Booked CY 17-21 HART COUNTY**

Circuit Court Release Decision and Release Outcome by Year of Case Booking

Year of Date Booked	Release Outcome	Release Decision					Grand Total
		Administrative Release	Non-Financial	Financial	Release Not Offered	No Judicial Presentation	
2017	Administrative Release	1					1
	Non-Financial Release		78				78
	Financial Release			40			40
	Indictment Summons			1			1
	Detained Until Disposition		5	97		3	105
	<b>Total</b>		<b>1</b>	<b>83</b>	<b>138</b>		<b>3</b>
2018	Non-Financial Release		71				71
	Financial Release			39			39
	Indictment Summons		2	5			7
	Detained Until Disposition		6	75			81
	<b>Total</b>		<b>79</b>	<b>119</b>			<b>198</b>
2019	Non-Financial Release		98				98
	Financial Release			43			43
	Indictment Summons		9	7			16
	Detained Until Disposition		3	111			114
	<b>Total</b>		<b>110</b>	<b>161</b>			<b>271</b>
2020	Administrative Release	22					22
	Non-Financial Release		66				66
	Financial Release			31			31
	Indictment Summons		16	8			24
	Detained Until Disposition	5	7	71	2		85
	<b>Total</b>	<b>27</b>	<b>89</b>	<b>110</b>	<b>2</b>		<b>228</b>
2021	Administrative Release	29					29
	Non-Financial Release		57				57
	Financial Release			61			61
	Indictment Summons		10	8			18
	Detained Until Disposition	3	4	83	5	2	97
	In Custody		1	8			9
	<b>Total</b>	<b>32</b>	<b>72</b>	<b>160</b>	<b>5</b>	<b>2</b>	<b>271</b>

\* Data provided from the Pretrial Information Management System.

\* A single release bond may apply to multiple cases.

\* A single case may have multiple different bonds set over time. Only the most recent release bond is reported for each case.

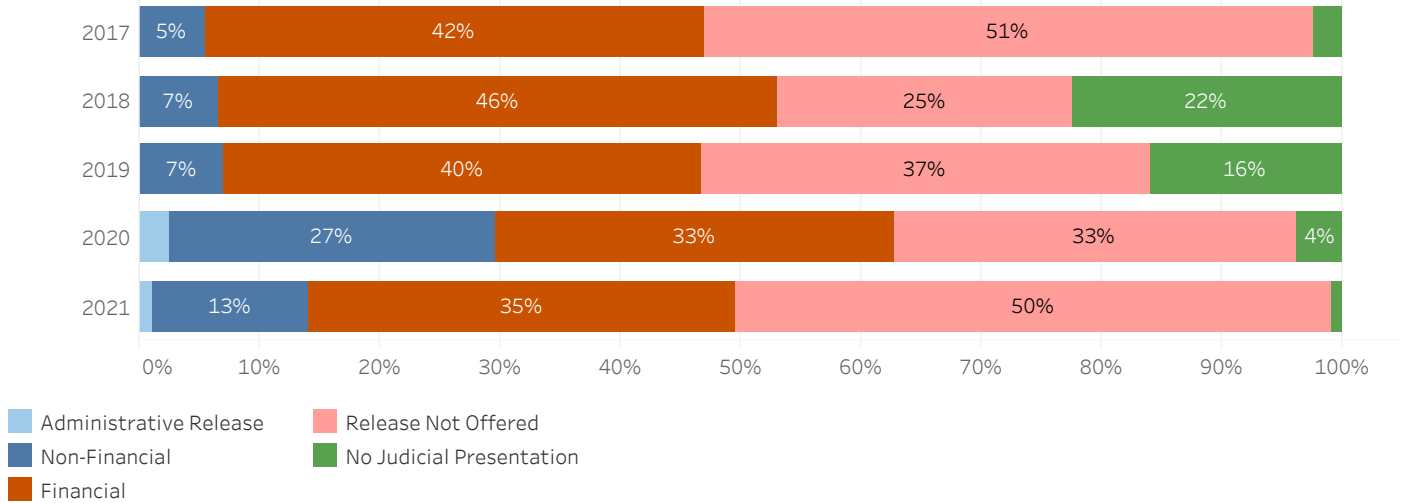


ADMINISTRATIVE OFFICE OF THE COURTS  
Research and Statistics

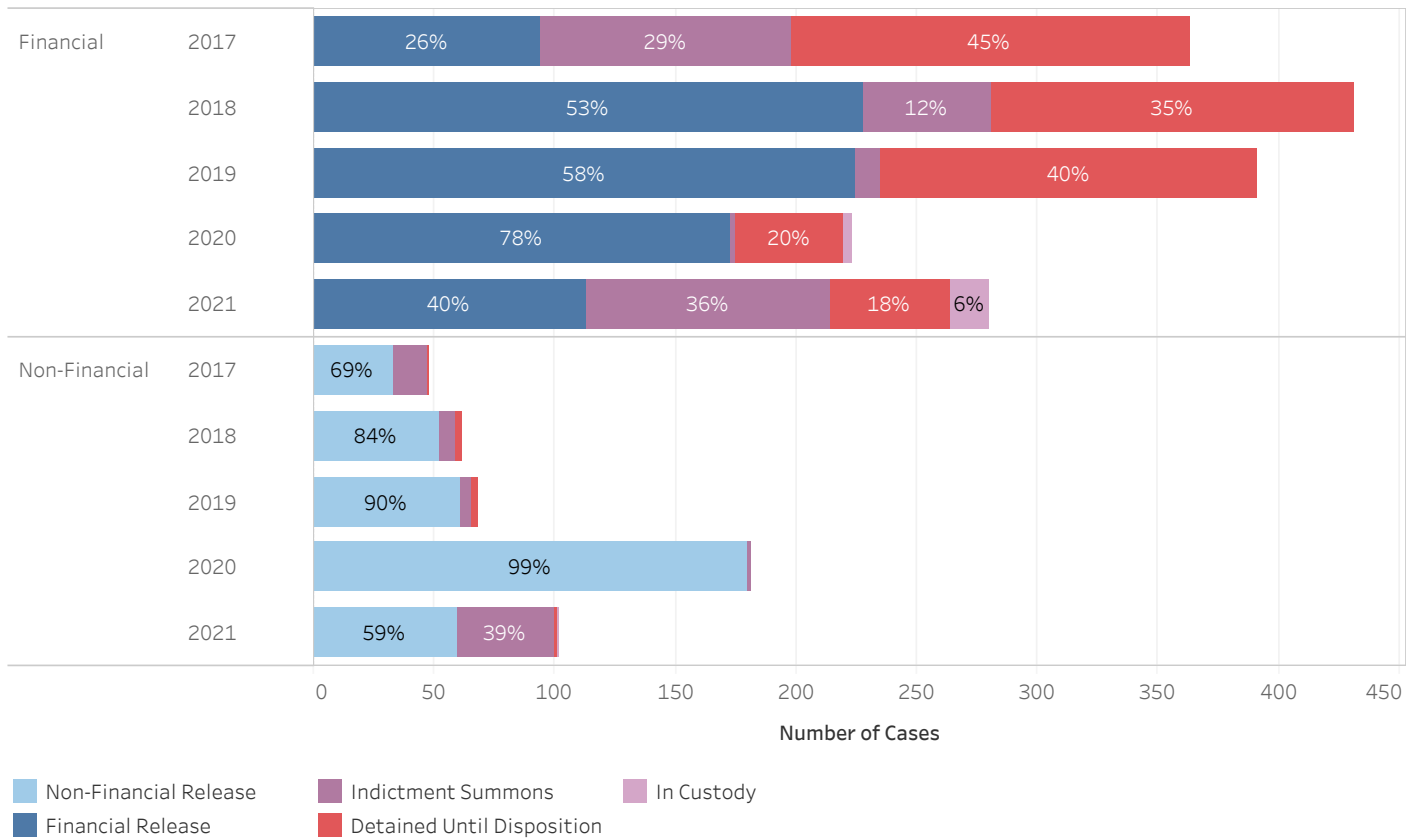
19\_PINS8007

Circuit Court Cases Booked CY 17-21 HENDERSON COUNTY

Circuit Court Release Decision (Bond) Percentage by Year of Case Booking



Number of Circuit Court Cases and Release Outcome for Financial and Non-Financial Bonds  
(Excludes Administrative Release, Release Not Offered, and No Judicial Presentation)



\* Data provided from the Pretrial Information Management System.

\* A single release bond may apply to multiple cases.

\* A single case may have multiple different bonds set over time. Only the most recent release bond is reported for each case.



**ADMINISTRATIVE OFFICE OF THE COURTS  
Research and Statistics**

19\_PINS8007

**Circuit Court Cases Booked CY 17-21 HENDERSON COUNTY**

Circuit Court Release Decision and Release Outcome by Year of Case Booking

Year of Date Booked	Release Outcome	Release Decision					Grand Total
		Administrative Release	Non-Financial	Financial	Release Not Offered	No Judicial Presentation	
2017	Non-Financial Release		33				33
	Financial Release			94			94
	Indictment Summons		14	104			118
	Detained Until Disposition		1	165	441	21	628
	<b>Total</b>		<b>48</b>	<b>363</b>	<b>441</b>	<b>21</b>	<b>873</b>
2018	Non-Financial Release		52				52
	Financial Release			228			228
	Indictment Summons		7	53			60
	Detained Until Disposition		3	150	228	208	589
	<b>Total</b>		<b>62</b>	<b>431</b>	<b>228</b>	<b>208</b>	<b>929</b>
2019	Administrative Release	1					1
	Non-Financial Release		61				61
	Financial Release			225			225
	Indictment Summons		4	10			14
	Detained Until Disposition		3	156	367	157	683
	<b>Total</b>	<b>1</b>	<b>68</b>	<b>391</b>	<b>367</b>	<b>157</b>	<b>984</b>
2020	Administrative Release	13					13
	Non-Financial Release		180				180
	Financial Release			173			173
	Indictment Summons		1	2			3
	Detained Until Disposition	4		45	221	26	296
	In Custody			3	3		6
	<b>Total</b>	<b>17</b>	<b>181</b>	<b>223</b>	<b>224</b>	<b>26</b>	<b>671</b>
2021	Administrative Release	8					8
	Non-Financial Release		60				60
	Financial Release			113			113
	Indictment Summons		40	101			141
	Detained Until Disposition		1	50	346	7	404
	In Custody	1	1	16	46		64
	<b>Total</b>	<b>9</b>	<b>102</b>	<b>280</b>	<b>392</b>	<b>7</b>	<b>790</b>

\* Data provided from the Pretrial Information Management System.

\* A single release bond may apply to multiple cases.

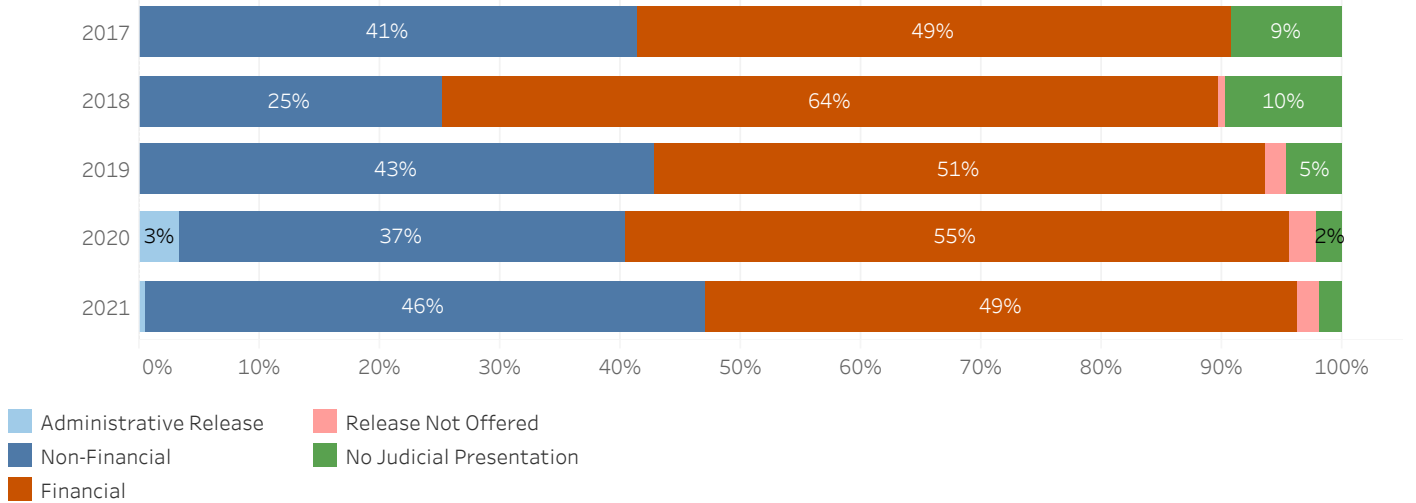
\* A single case may have multiple different bonds set over time. Only the most recent release bond is reported for each case.



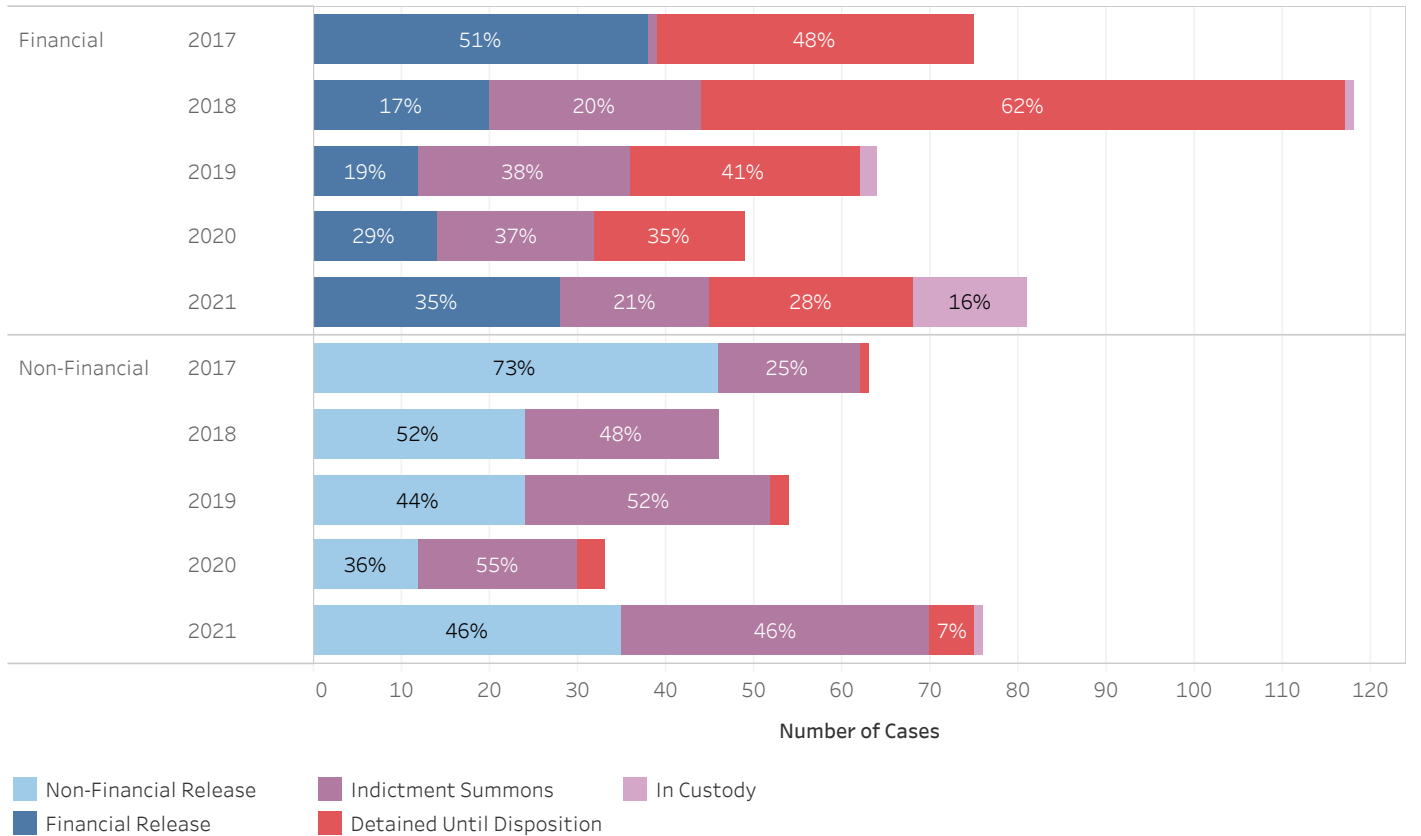
ADMINISTRATIVE OFFICE OF THE COURTS  
Research and Statistics

Circuit Court Cases Booked CY 17-21 HENRY COUNTY

Circuit Court Release Decision (Bond) Percentage by Year of Case Booking



Number of Circuit Court Cases and Release Outcome for Financial and Non-Financial Bonds  
(Excludes Administrative Release, Release Not Offered, and No Judicial Presentation)



\* Data provided from the Pretrial Information Management System.

\* A single release bond may apply to multiple cases.

\* A single case may have multiple different bonds set over time. Only the most recent release bond is reported for each case.



**ADMINISTRATIVE OFFICE OF THE COURTS  
Research and Statistics**

19\_PINS8007

**Circuit Court Cases Booked CY 17-21 HENRY COUNTY**

Circuit Court Release Decision and Release Outcome by Year of Case Booking

Year of Date Booked	Release Outcome	Release Decision					Grand Total
		Administrative Release	Non-Financial	Financial	Release Not Offered	No Judicial Presentation	
2017	Non-Financial Release		46				46
	Financial Release			38			38
	Indictment Summons		16	1			17
	Detained Until Disposition		1	36		14	51
	<b>Total</b>		<b>63</b>	<b>75</b>		<b>14</b>	<b>152</b>
2018	Non-Financial Release		24				24
	Financial Release			20			20
	Indictment Summons		22	24			46
	Detained Until Disposition			73	1	18	92
	In Custody			1			1
	<b>Total</b>		<b>46</b>	<b>118</b>	<b>1</b>	<b>18</b>	<b>183</b>
2019	Non-Financial Release		24				24
	Financial Release			12			12
	Indictment Summons		28	24			52
	Detained Until Disposition		2	26	2	6	36
	In Custody			2			2
	<b>Total</b>		<b>54</b>	<b>64</b>	<b>2</b>	<b>6</b>	<b>126</b>
2020	Administrative Release	2					2
	Non-Financial Release		12				12
	Financial Release			14			14
	Indictment Summons	1	18	18			37
	Detained Until Disposition		3	17	2	2	24
	<b>Total</b>	<b>3</b>	<b>33</b>	<b>49</b>	<b>2</b>	<b>2</b>	<b>89</b>
2021	Non-Financial Release		35				35
	Financial Release			28			28
	Indictment Summons	1	35	17			53
	Detained Until Disposition		5	23	3	3	34
	In Custody		1	13			14
	<b>Total</b>	<b>1</b>	<b>76</b>	<b>81</b>	<b>3</b>	<b>3</b>	<b>164</b>

\* Data provided from the Pretrial Information Management System.

\* A single release bond may apply to multiple cases.

\* A single case may have multiple different bonds set over time. Only the most recent release bond is reported for each case.

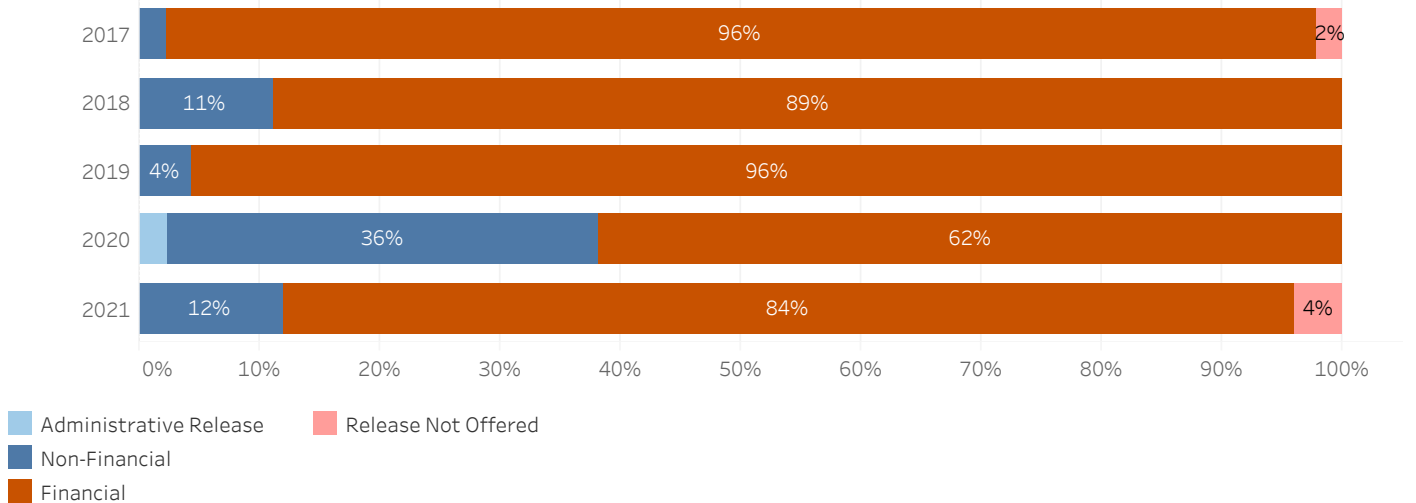


ADMINISTRATIVE OFFICE OF THE COURTS  
Research and Statistics

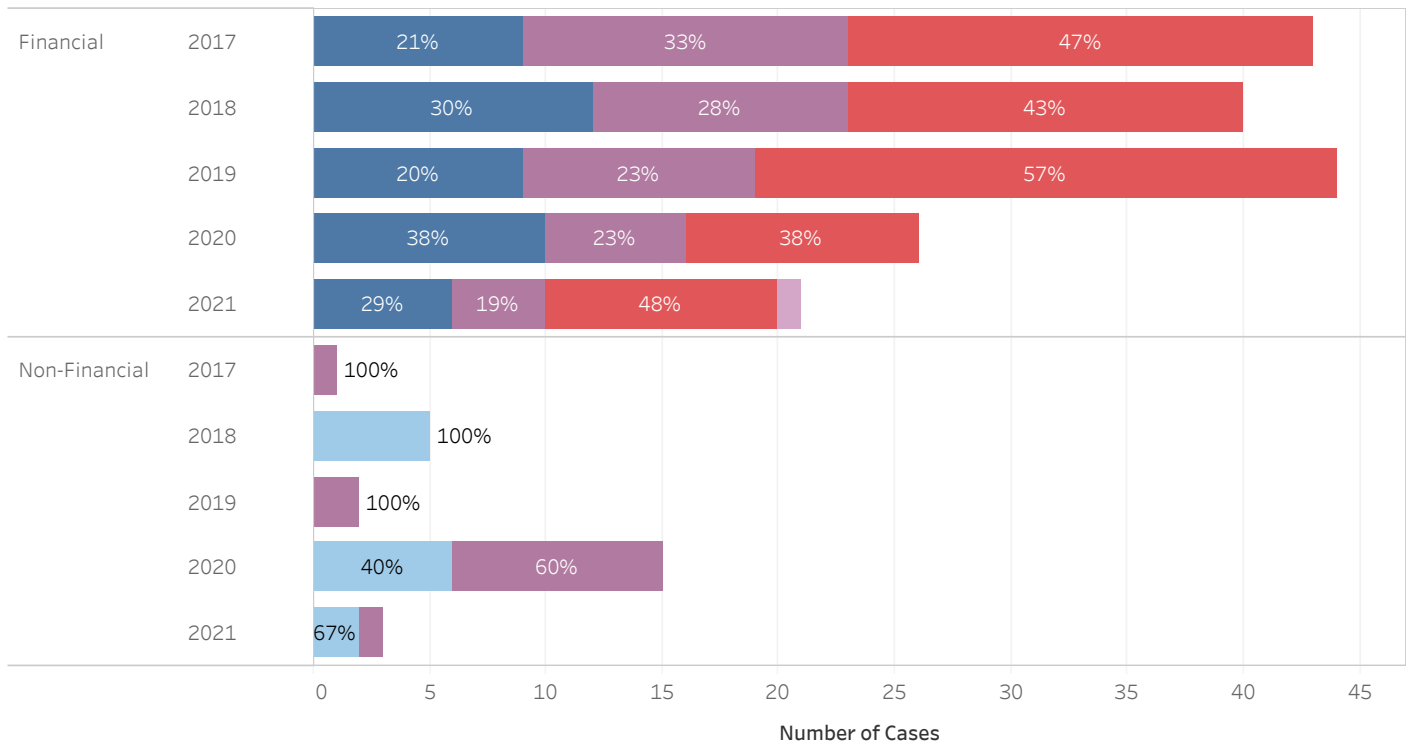
19\_PINS8007

Circuit Court Cases Booked CY 17-21 HICKMAN COUNTY

Circuit Court Release Decision (Bond) Percentage by Year of Case Booking



Number of Circuit Court Cases and Release Outcome for Financial and Non-Financial Bonds  
(Excludes Administrative Release, Release Not Offered, and No Judicial Presentation)



■ Non-Financial Release     ■ Indictment Summons     ■ In Custody  
■ Financial Release     ■ Detained Until Disposition

\* Data provided from the Pretrial Information Management System.  
 \* A single release bond may apply to multiple cases.  
 \* A single case may have multiple different bonds set over time. Only the most recent release bond is reported for each case.



**ADMINISTRATIVE OFFICE OF THE COURTS  
Research and Statistics**

19\_PINS8007

**Circuit Court Cases Booked CY 17-21 HICKMAN COUNTY**

Circuit Court Release Decision and Release Outcome by Year of Case Booking

Year of Date Booked	Release Outcome	Release Decision			Grand Total
		Administrative Release	Non-Financial	Financial	
2017	Financial Release			9	9
	Indictment Summons		1	14	15
	Detained Until Disposition			20	21
	<b>Total</b>		<b>1</b>	<b>43</b>	<b>1</b>
2018	Non-Financial Release		5		5
	Financial Release			12	12
	Indictment Summons			11	11
	Detained Until Disposition			17	17
	<b>Total</b>		<b>5</b>	<b>40</b>	
2019	Financial Release			9	9
	Indictment Summons		2	10	12
	Detained Until Disposition			25	25
	<b>Total</b>		<b>2</b>	<b>44</b>	
2020	Non-Financial Release		6		6
	Financial Release			10	10
	Indictment Summons		9	6	15
	Detained Until Disposition	1		10	11
	<b>Total</b>	<b>1</b>	<b>15</b>	<b>26</b>	
2021	Non-Financial Release		2		2
	Financial Release			6	6
	Indictment Summons		1	4	5
	Detained Until Disposition			10	11
	In Custody			1	1
	<b>Total</b>		<b>3</b>	<b>21</b>	<b>1</b>

\* Data provided from the Pretrial Information Management System.

\* A single release bond may apply to multiple cases.

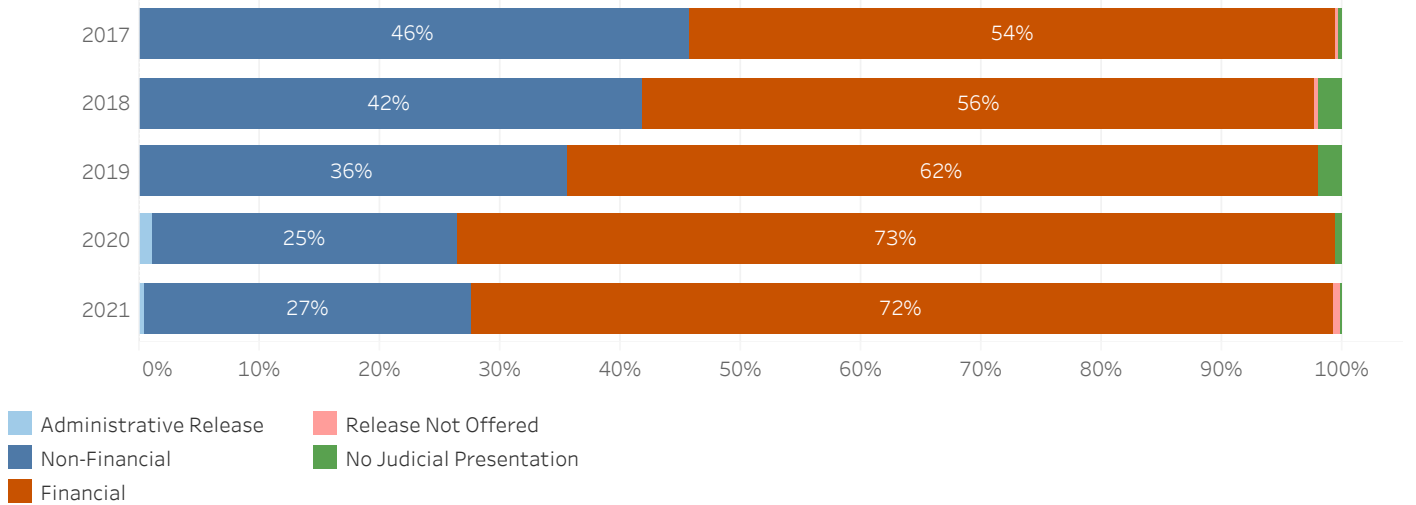
\* A single case may have multiple different bonds set over time. Only the most recent release bond is reported for each case.



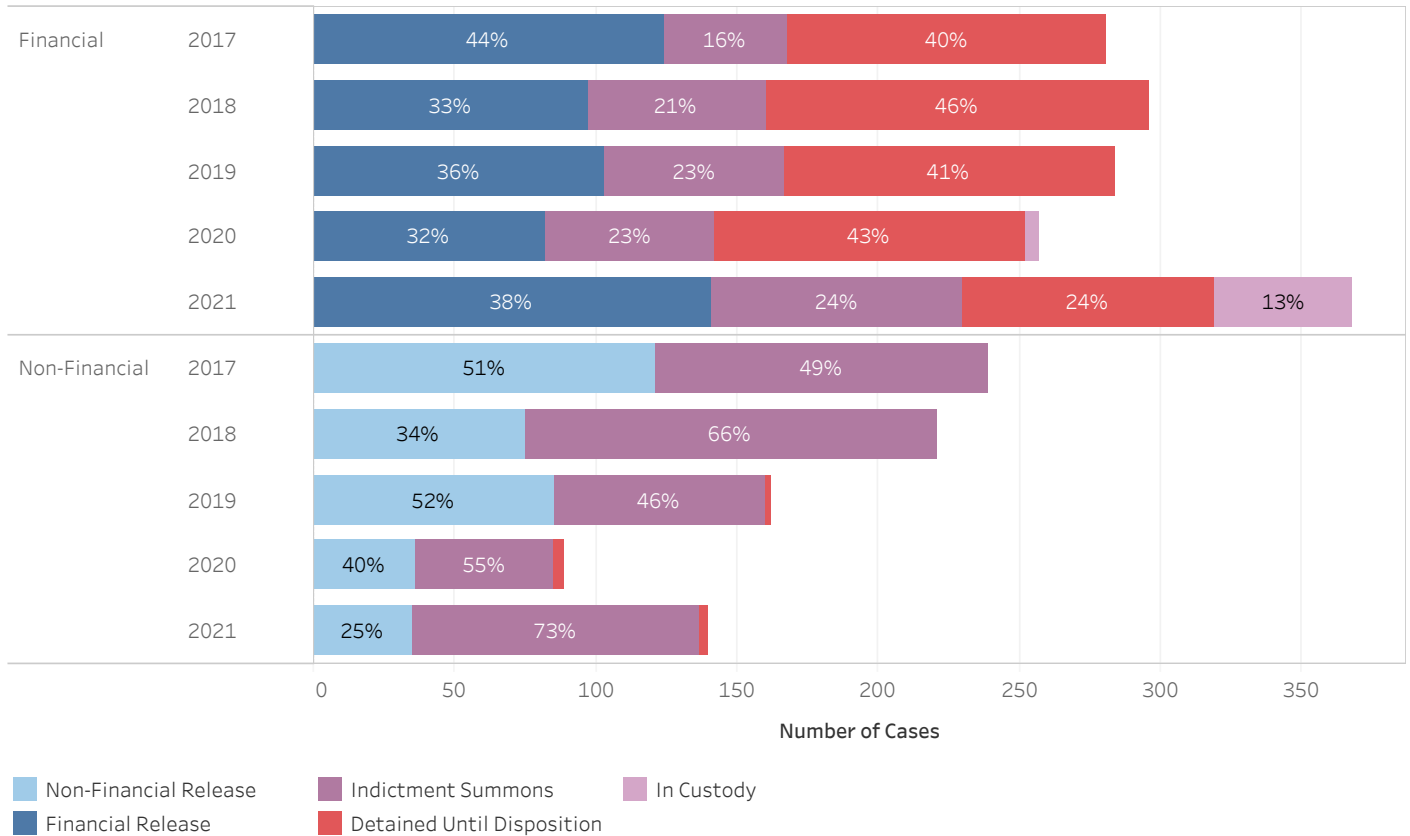
ADMINISTRATIVE OFFICE OF THE COURTS  
Research and Statistics

Circuit Court Cases Booked CY 17-21 HOPKINS COUNTY

Circuit Court Release Decision (Bond) Percentage by Year of Case Booking



Number of Circuit Court Cases and Release Outcome for Financial and Non-Financial Bonds  
(Excludes Administrative Release, Release Not Offered, and No Judicial Presentation)



\* Data provided from the Pretrial Information Management System.

\* A single release bond may apply to multiple cases.

\* A single case may have multiple different bonds set over time. Only the most recent release bond is reported for each case.





**ADMINISTRATIVE OFFICE OF THE COURTS  
Research and Statistics**

19\_PINS8007

**Circuit Court Cases Booked CY 17-21 HOPKINS COUNTY**

Circuit Court Release Decision and Release Outcome by Year of Case Booking

Year of Date Booked	Release Outcome	Release Decision				Grand Total
		Administrative Release	Non-Financial	Financial	Release Not Offered No Judicial Presentation	
2017	Non-Financial Release		121			121
	Financial Release			124		124
	Indictment Summons		118	44		162
	Detained Until Disposition			113	1 2	116
	<b>Total</b>		<b>239</b>	<b>281</b>	<b>1 2</b>	<b>523</b>
2018	Non-Financial Release		75			75
	Financial Release			97		97
	Indictment Summons		146	63		209
	Detained Until Disposition			136	1 11	148
	<b>Total</b>		<b>221</b>	<b>296</b>	<b>1 11</b>	<b>529</b>
2019	Non-Financial Release		85			85
	Financial Release			103		103
	Indictment Summons		75	64		139
	Detained Until Disposition		2	117	9	128
	<b>Total</b>		<b>162</b>	<b>284</b>	<b>9</b>	<b>455</b>
2020	Administrative Release	4				4
	Non-Financial Release		36			36
	Financial Release			82		82
	Indictment Summons		49	60		109
	Detained Until Disposition		4	110	2	116
	In Custody			5		5
	<b>Total</b>	<b>4</b>	<b>89</b>	<b>257</b>	<b>2</b>	<b>352</b>
2021	Administrative Release	2				2
	Non-Financial Release		35			35
	Financial Release			141		141
	Indictment Summons		102	89		191
	Detained Until Disposition		3	89	3 1	96
	In Custody			49		49
	<b>Total</b>	<b>2</b>	<b>140</b>	<b>368</b>	<b>3 1</b>	<b>514</b>

\* Data provided from the Pretrial Information Management System.

\* A single release bond may apply to multiple cases.

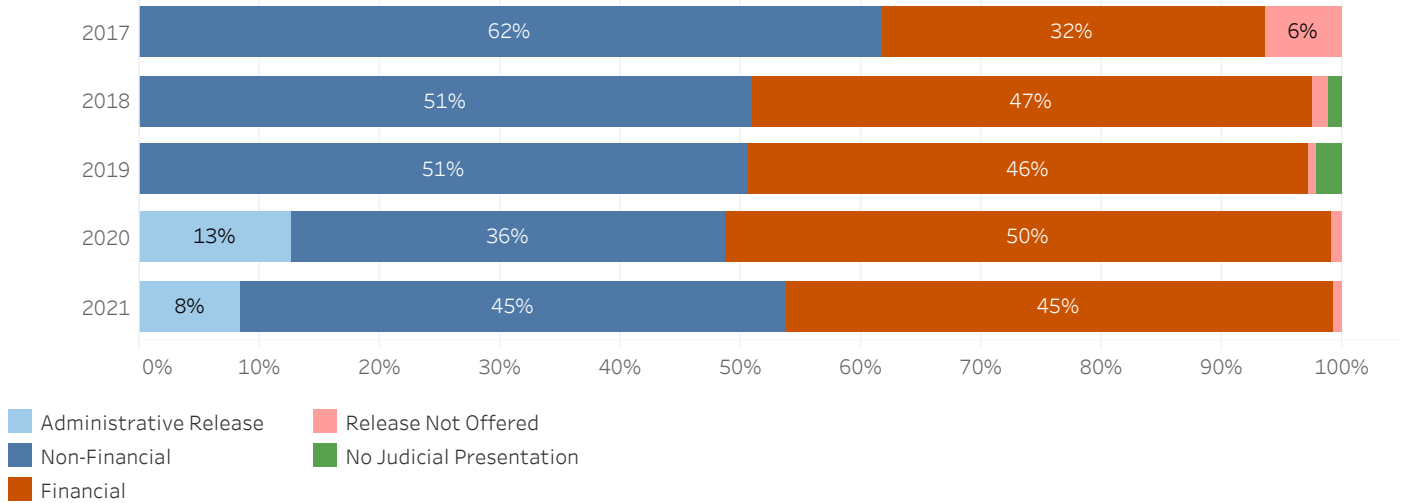
\* A single case may have multiple different bonds set over time. Only the most recent release bond is reported for each case.



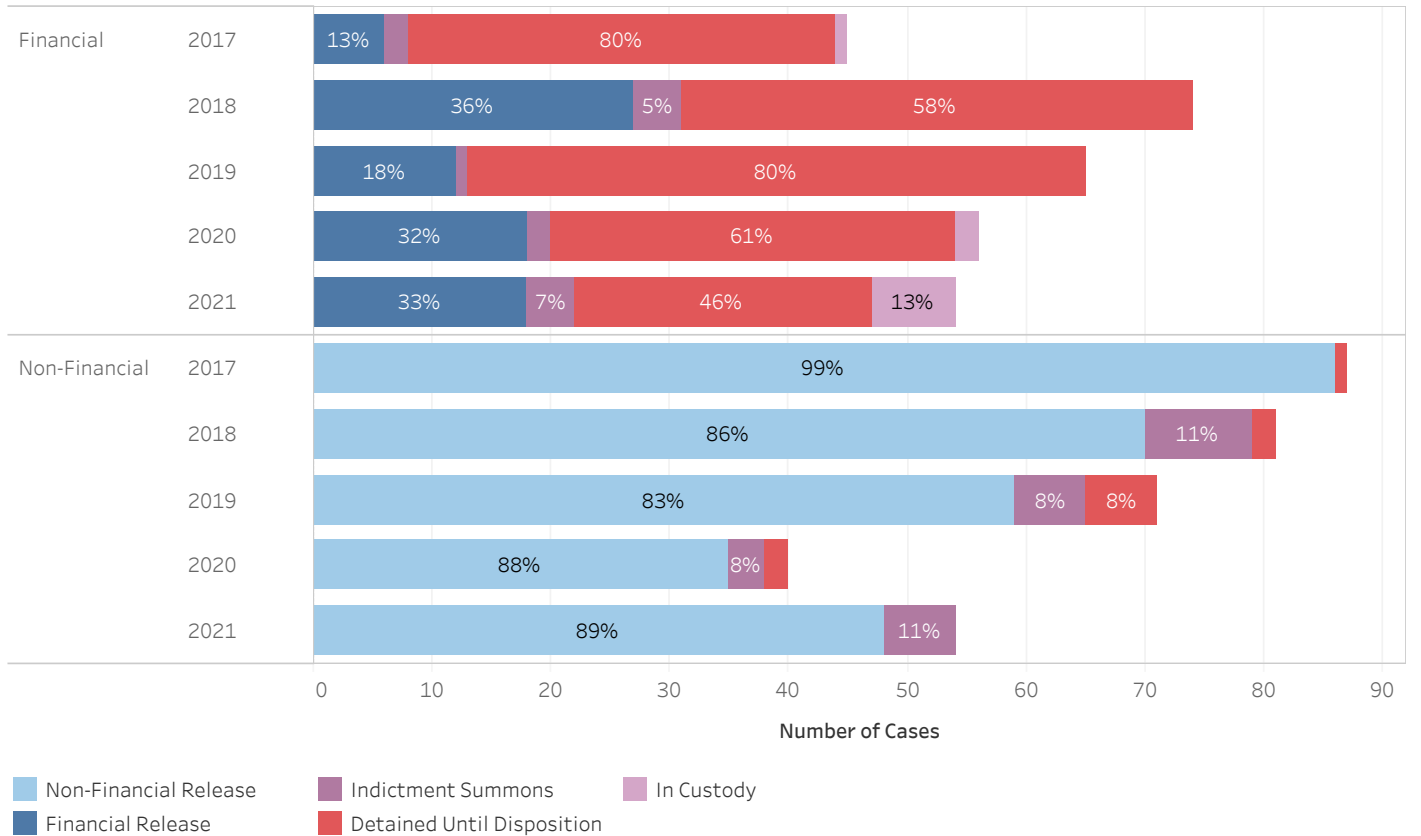
ADMINISTRATIVE OFFICE OF THE COURTS  
Research and Statistics

Circuit Court Cases Booked CY 17-21 JACKSON COUNTY

Circuit Court Release Decision (Bond) Percentage by Year of Case Booking



Number of Circuit Court Cases and Release Outcome for Financial and Non-Financial Bonds  
(Excludes Administrative Release, Release Not Offered, and No Judicial Presentation)



\* Data provided from the Pretrial Information Management System.

\* A single release bond may apply to multiple cases.

\* A single case may have multiple different bonds set over time. Only the most recent release bond is reported for each case.



**ADMINISTRATIVE OFFICE OF THE COURTS  
Research and Statistics**

19\_PINS8007

**Circuit Court Cases Booked CY 17-21 JACKSON COUNTY**

Circuit Court Release Decision and Release Outcome by Year of Case Booking

Year of Date Booked	Release Outcome	Release Decision					Grand Total
		Administrative Release	Non-Financial	Financial	Release Not Offered	No Judicial Presentation	
2017	Non-Financial Release		86				86
	Financial Release			6			6
	Indictment Summons			2			2
	Detained Until Disposition		1	36	9		46
	In Custody			1			1
	<b>Total</b>			<b>87</b>	<b>45</b>	<b>9</b>	
2018	Non-Financial Release		70				70
	Financial Release			27			27
	Indictment Summons		9	4			13
	Detained Until Disposition		2	43	2	2	49
	<b>Total</b>			<b>81</b>	<b>74</b>	<b>2</b>	<b>2</b>
2019	Non-Financial Release		59				59
	Financial Release			12			12
	Indictment Summons		6	1			7
	Detained Until Disposition		6	52	1	3	62
	<b>Total</b>			<b>71</b>	<b>65</b>	<b>1</b>	<b>3</b>
2020	Administrative Release	13					13
	Non-Financial Release		35				35
	Financial Release			18			18
	Indictment Summons		3	2			5
	Detained Until Disposition	1	2	34	1		38
	In Custody			2			2
<b>Total</b>	<b>14</b>	<b>40</b>	<b>56</b>	<b>1</b>		<b>111</b>	
2021	Administrative Release	10					10
	Non-Financial Release		48				48
	Financial Release			18			18
	Indictment Summons		6	4			10
	Detained Until Disposition			25			25
	In Custody			7	1		8
<b>Total</b>	<b>10</b>	<b>54</b>	<b>54</b>	<b>1</b>		<b>119</b>	

\* Data provided from the Pretrial Information Management System.

\* A single release bond may apply to multiple cases.

\* A single case may have multiple different bonds set over time. Only the most recent release bond is reported for each case.

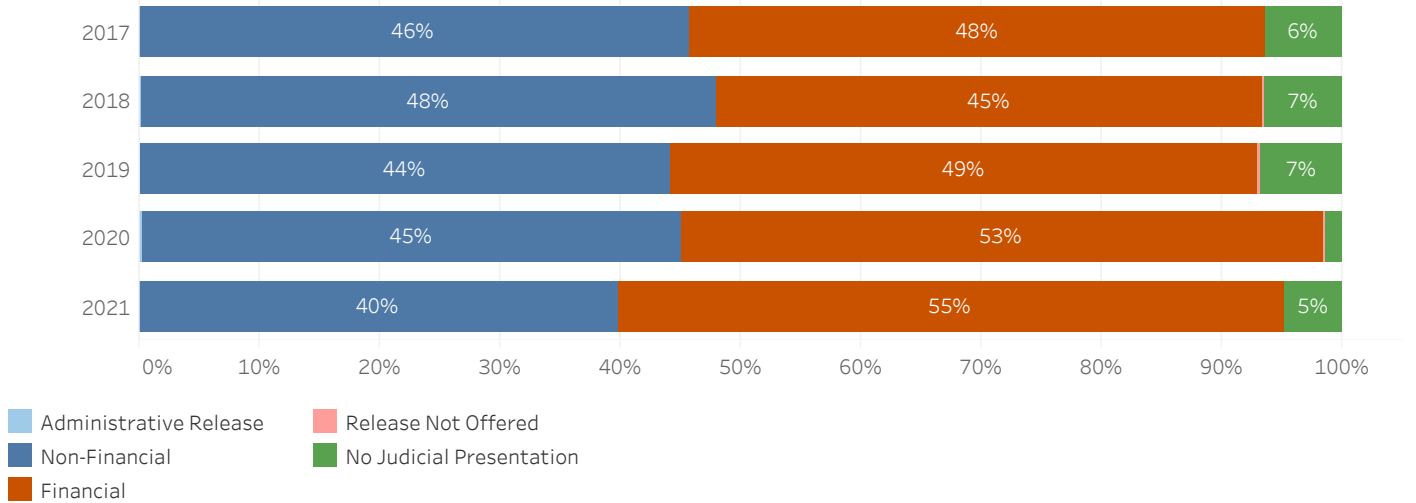


ADMINISTRATIVE OFFICE OF THE COURTS  
Research and Statistics

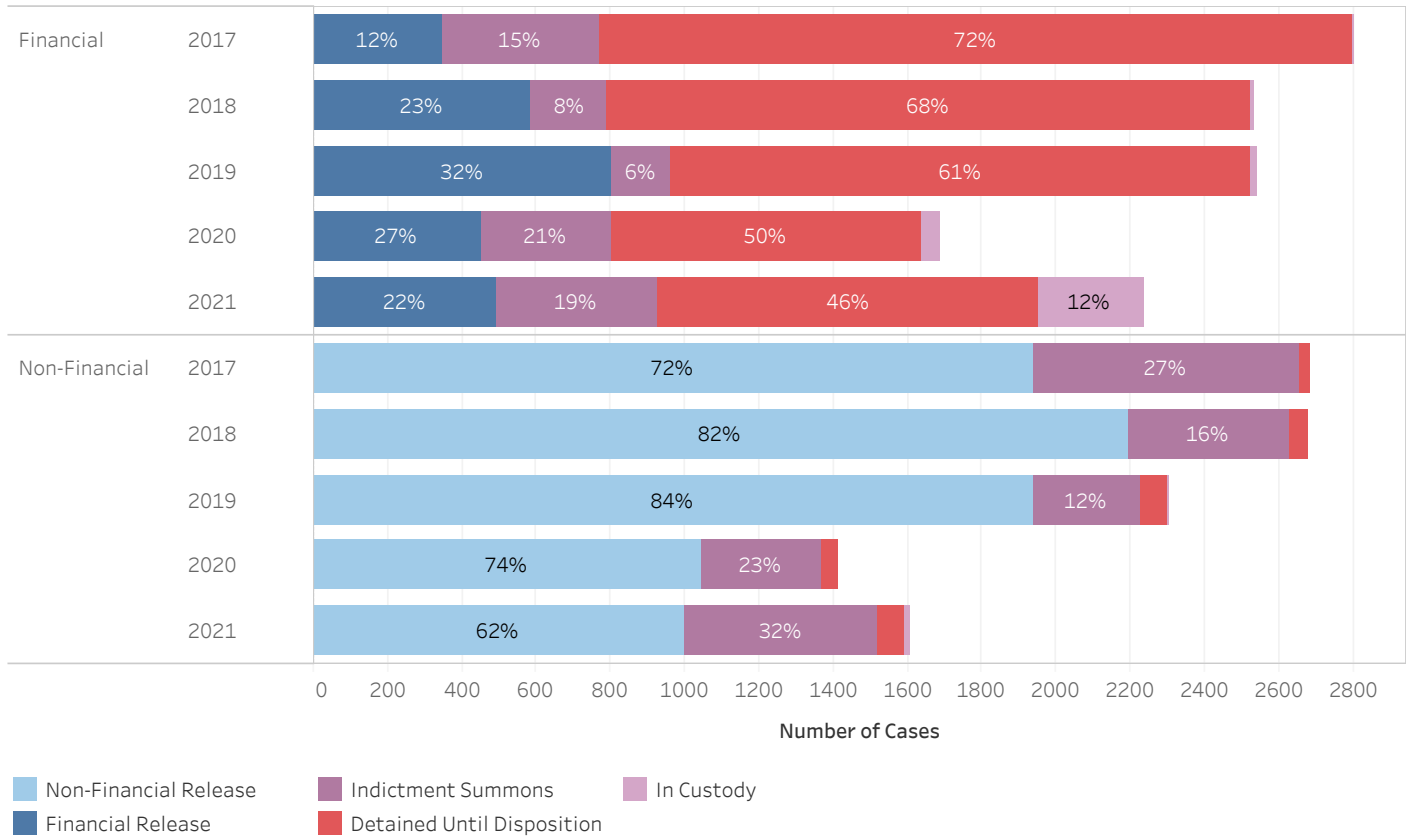
19\_PINS8007

Circuit Court Cases Booked CY 17-21 JEFFERSON COUNTY

Circuit Court Release Decision (Bond) Percentage by Year of Case Booking



Number of Circuit Court Cases and Release Outcome for Financial and Non-Financial Bonds  
(Excludes Administrative Release, Release Not Offered, and No Judicial Presentation)



\* Data provided from the Pretrial Information Management System.

\* A single release bond may apply to multiple cases.

\* A single case may have multiple different bonds set over time. Only the most recent release bond is reported for each case.



**ADMINISTRATIVE OFFICE OF THE COURTS  
Research and Statistics**

19\_PINS8007

**Circuit Court Cases Booked CY 17-21 JEFFERSON COUNTY**

Circuit Court Release Decision and Release Outcome by Year of Case Booking

Year of Date Booked	Release Outcome	Release Decision					Grand Total
		Administrative Release	Non-Financial	Financial	Release Not Offered	No Judicial Presentation	
2017	Non-Financial Release		1,940				1,940
	Financial Release			349			349
	Indictment Summons		715	421			1,136
	Detained Until Disposition		28	2,027	4	371	2,430
	In Custody			5			5
	<b>Total</b>			<b>2,683</b>	<b>2,802</b>	<b>4</b>	<b>371</b>
2018	Administrative Release	5					5
	Non-Financial Release		2,193				2,193
	Financial Release			582			582
	Indictment Summons		433	209			642
	Detained Until Disposition		54	1,732	6	367	2,159
	In Custody			10			10
<b>Total</b>		<b>5</b>	<b>2,680</b>	<b>2,533</b>	<b>6</b>	<b>367</b>	<b>5,591</b>
2019	Administrative Release	7					7
	Non-Financial Release		1,940				1,940
	Financial Release			803			803
	Indictment Summons		287	159			446
	Detained Until Disposition	1	72	1,560	11	356	2,000
	In Custody		1	20			21
<b>Total</b>		<b>8</b>	<b>2,300</b>	<b>2,542</b>	<b>11</b>	<b>356</b>	<b>5,217</b>
2020	Administrative Release	8					8
	Non-Financial Release		1,046				1,046
	Financial Release			452			452
	Indictment Summons		321	351			672
	Detained Until Disposition		49	837	2	47	935
	In Custody			46		1	47
<b>Total</b>		<b>8</b>	<b>1,416</b>	<b>1,686</b>	<b>2</b>	<b>48</b>	<b>3,160</b>
2021	Administrative Release	1					1
	Non-Financial Release		998				998
	Financial Release			495			495
	Indictment Summons		520	429			949
	Detained Until Disposition		73	1,031	2	177	1,283
	In Custody		13	279		16	308
<b>Total</b>		<b>1</b>	<b>1,604</b>	<b>2,234</b>	<b>2</b>	<b>193</b>	<b>4,034</b>

\* Data provided from the Pretrial Information Management System.

\* A single release bond may apply to multiple cases.

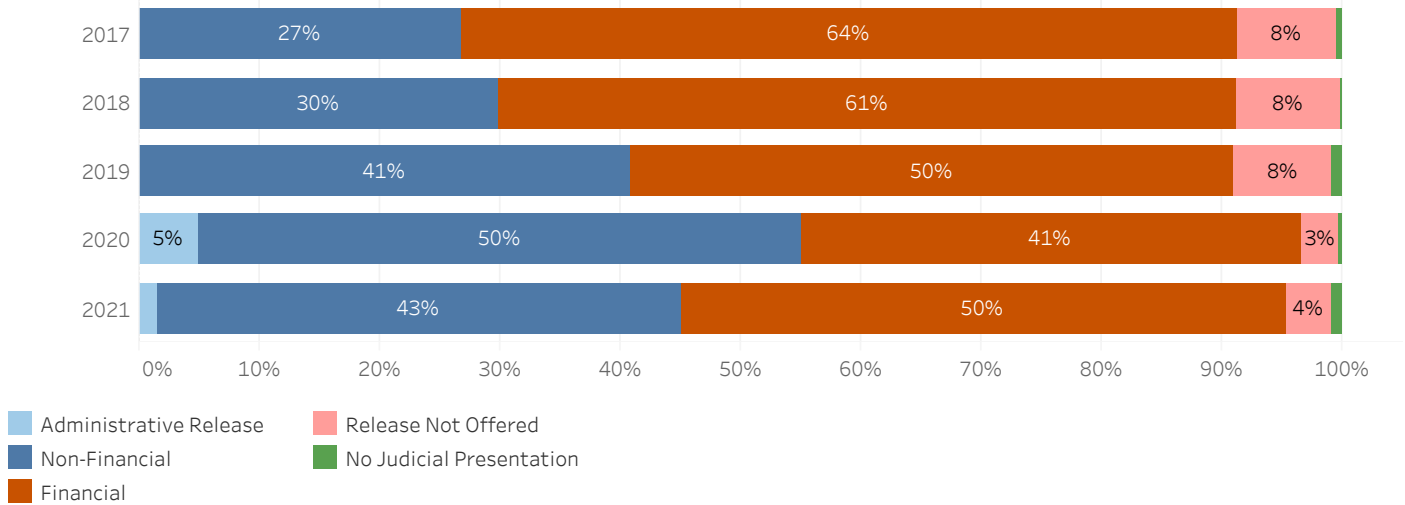
\* A single case may have multiple different bonds set over time. Only the most recent release bond is reported for each case.



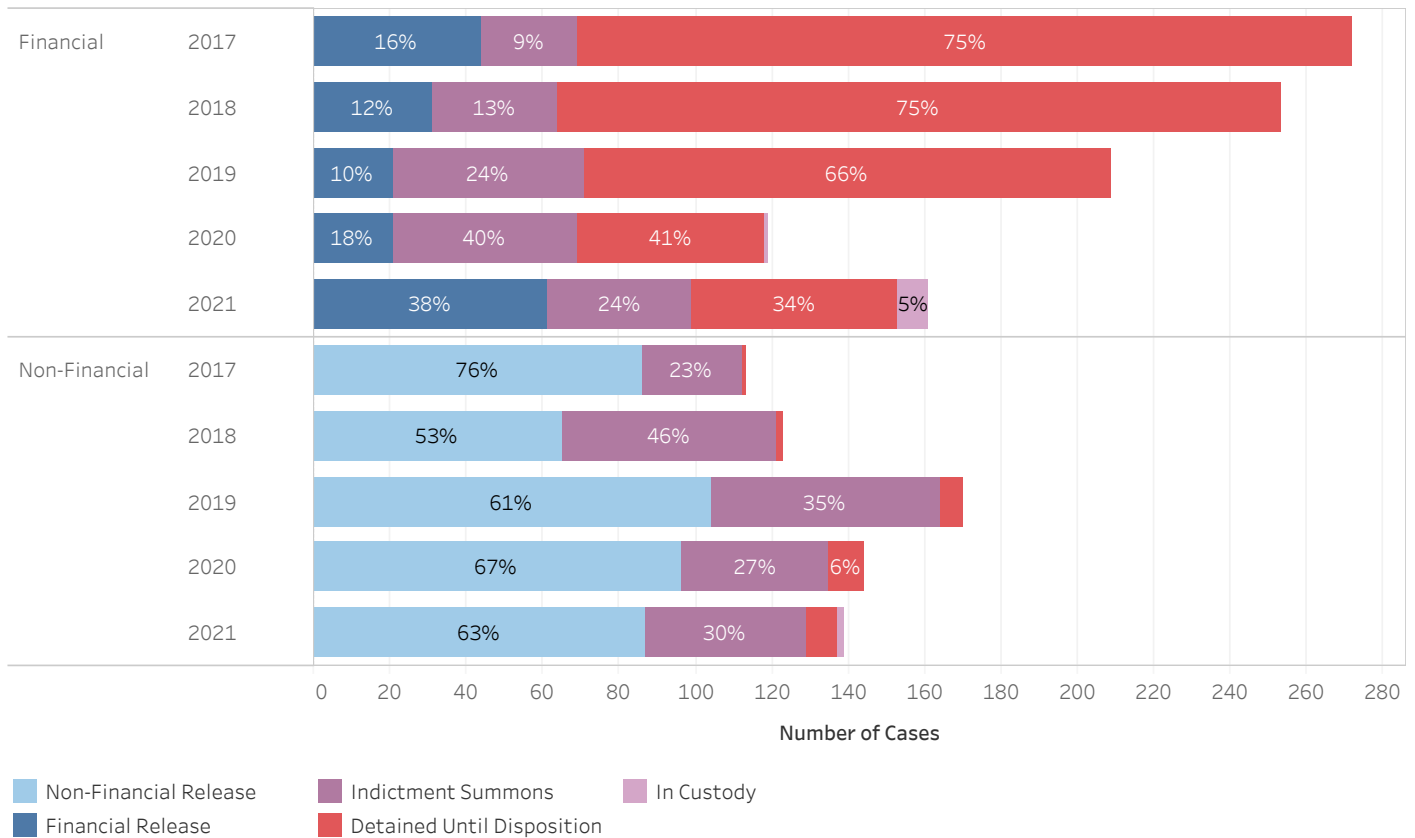
ADMINISTRATIVE OFFICE OF THE COURTS  
Research and Statistics

Circuit Court Cases Booked CY 17-21 JESSAMINE COUNTY

Circuit Court Release Decision (Bond) Percentage by Year of Case Booking



Number of Circuit Court Cases and Release Outcome for Financial and Non-Financial Bonds  
(Excludes Administrative Release, Release Not Offered, and No Judicial Presentation)



\* Data provided from the Pretrial Information Management System.

\* A single release bond may apply to multiple cases.

\* A single case may have multiple different bonds set over time. Only the most recent release bond is reported for each case.



**ADMINISTRATIVE OFFICE OF THE COURTS  
Research and Statistics**

19\_PINS8007

**Circuit Court Cases Booked CY 17-21 JESSAMINE COUNTY**

Circuit Court Release Decision and Release Outcome by Year of Case Booking

Year of Date Booked	Release Outcome	Release Decision					Grand Total
		Administrative Release	Non-Financial	Financial	Release Not Offered	No Judicial Presentation	
2017	Non-Financial Release		86				86
	Financial Release			44			44
	Indictment Summons		26	25			51
	Detained Until Disposition		1	203	35	2	241
	<b>Total</b>		<b>113</b>	<b>272</b>	<b>35</b>	<b>2</b>	<b>422</b>
2018	Non-Financial Release		65				65
	Financial Release			31			31
	Indictment Summons		56	33			89
	Detained Until Disposition		2	189	35	1	227
	<b>Total</b>		<b>123</b>	<b>253</b>	<b>35</b>	<b>1</b>	<b>412</b>
2019	Non-Financial Release		104				104
	Financial Release			21			21
	Indictment Summons		60	50			110
	Detained Until Disposition		6	138	34	4	182
	<b>Total</b>		<b>170</b>	<b>209</b>	<b>34</b>	<b>4</b>	<b>417</b>
2020	Administrative Release	12					12
	Non-Financial Release		96				96
	Financial Release			21			21
	Indictment Summons		39	48			87
	Detained Until Disposition	2	9	49	9	1	70
	In Custody			1			1
	<b>Total</b>	<b>14</b>	<b>144</b>	<b>119</b>	<b>9</b>	<b>1</b>	<b>287</b>
2021	Administrative Release	5					5
	Non-Financial Release		87				87
	Financial Release			61			61
	Indictment Summons		42	38			80
	Detained Until Disposition		8	54	12	3	77
	In Custody		2	8			10
	<b>Total</b>	<b>5</b>	<b>139</b>	<b>161</b>	<b>12</b>	<b>3</b>	<b>320</b>

\* Data provided from the Pretrial Information Management System.

\* A single release bond may apply to multiple cases.

\* A single case may have multiple different bonds set over time. Only the most recent release bond is reported for each case.

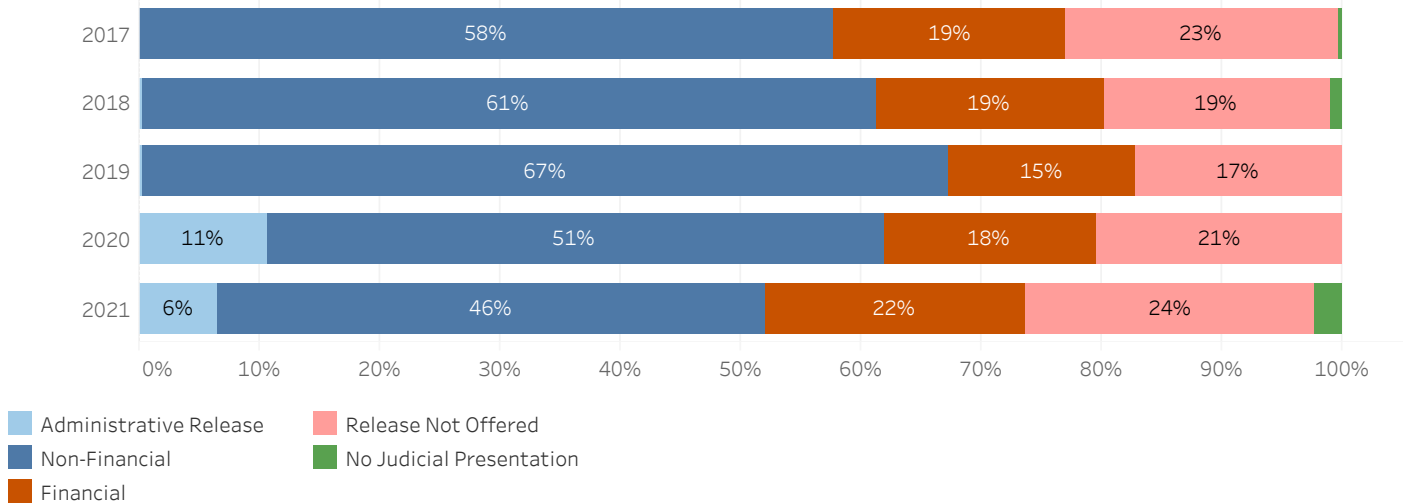


ADMINISTRATIVE OFFICE OF THE COURTS  
Research and Statistics

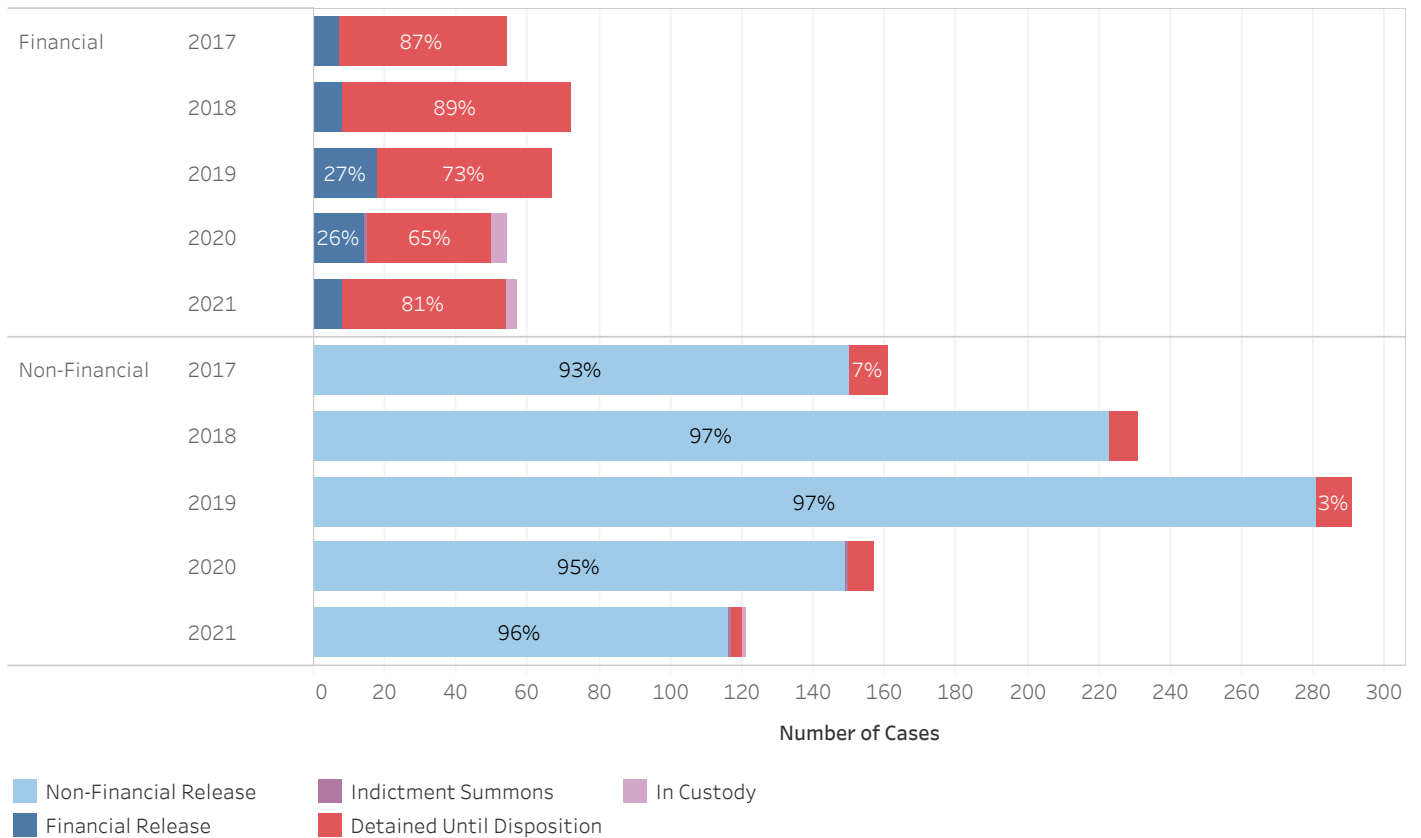
19\_PINS8007

Circuit Court Cases Booked CY 17-21 JOHNSON COUNTY

Circuit Court Release Decision (Bond) Percentage by Year of Case Booking



Number of Circuit Court Cases and Release Outcome for Financial and Non-Financial Bonds  
(Excludes Administrative Release, Release Not Offered, and No Judicial Presentation)



\* Data provided from the Pretrial Information Management System.

\* A single release bond may apply to multiple cases.

\* A single case may have multiple different bonds set over time. Only the most recent release bond is reported for each case.





**ADMINISTRATIVE OFFICE OF THE COURTS  
Research and Statistics**

19\_PINS8007

**Circuit Court Cases Booked CY 17-21 JOHNSON COUNTY**

Circuit Court Release Decision and Release Outcome by Year of Case Booking

Year of Date Booked	Release Outcome	Release Decision					Grand Total
		Administrative Release	Non-Financial	Financial	Release Not Offered	No Judicial Presentation	
2017	Non-Financial Release		150				150
	Financial Release			7			7
	Detained Until Disposition		11	47	63	1	122
	<b>Total</b>		<b>161</b>	<b>54</b>	<b>63</b>	<b>1</b>	<b>279</b>
2018	Administrative Release	1					1
	Non-Financial Release		223				223
	Financial Release			8			8
	Detained Until Disposition		8	64	71	4	147
	<b>Total</b>	<b>1</b>	<b>231</b>	<b>72</b>	<b>71</b>	<b>4</b>	<b>379</b>
2019	Non-Financial Release		281				281
	Financial Release			18			18
	Detained Until Disposition	1	10	49	75		135
	<b>Total</b>	<b>1</b>	<b>291</b>	<b>67</b>	<b>75</b>		<b>434</b>
2020	Administrative Release	31					31
	Non-Financial Release		149				149
	Financial Release			14			14
	Indictment Summons		1	1			2
	Detained Until Disposition	2	7	35	63		107
	In Custody			4			4
	<b>Total</b>	<b>33</b>	<b>157</b>	<b>54</b>	<b>63</b>		<b>307</b>
2021	Administrative Release	16					16
	Non-Financial Release		116				116
	Financial Release			8			8
	Indictment Summons		1				1
	Detained Until Disposition		3	46	64	6	119
	In Custody	1	1	3			5
	<b>Total</b>	<b>17</b>	<b>121</b>	<b>57</b>	<b>64</b>	<b>6</b>	<b>265</b>

\* Data provided from the Pretrial Information Management System.

\* A single release bond may apply to multiple cases.

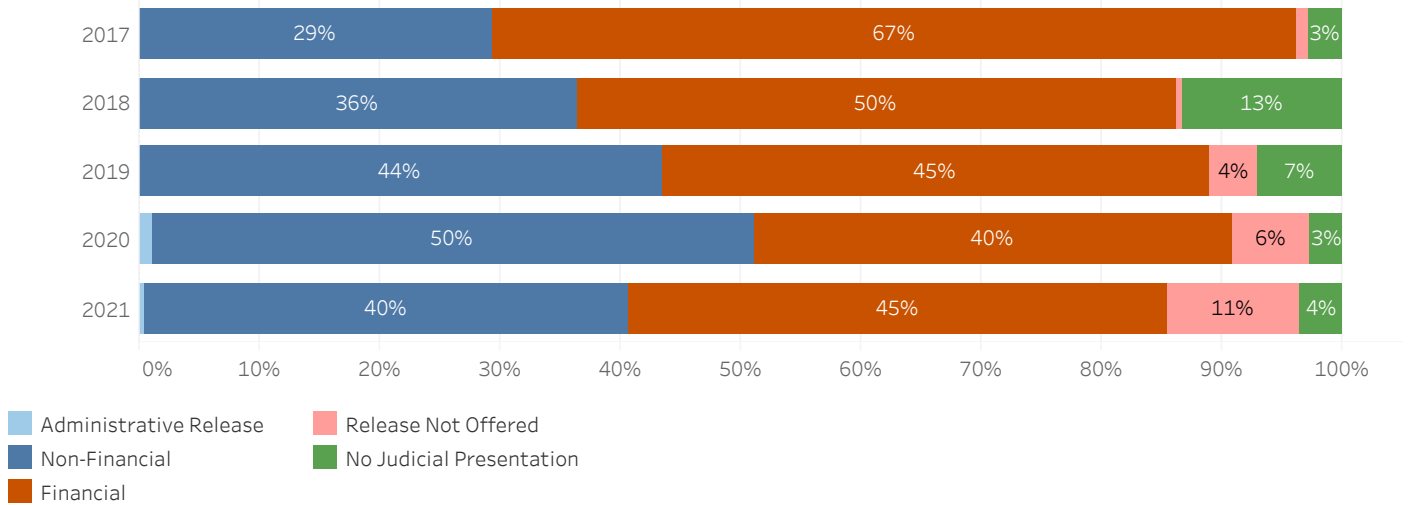
\* A single case may have multiple different bonds set over time. Only the most recent release bond is reported for each case.



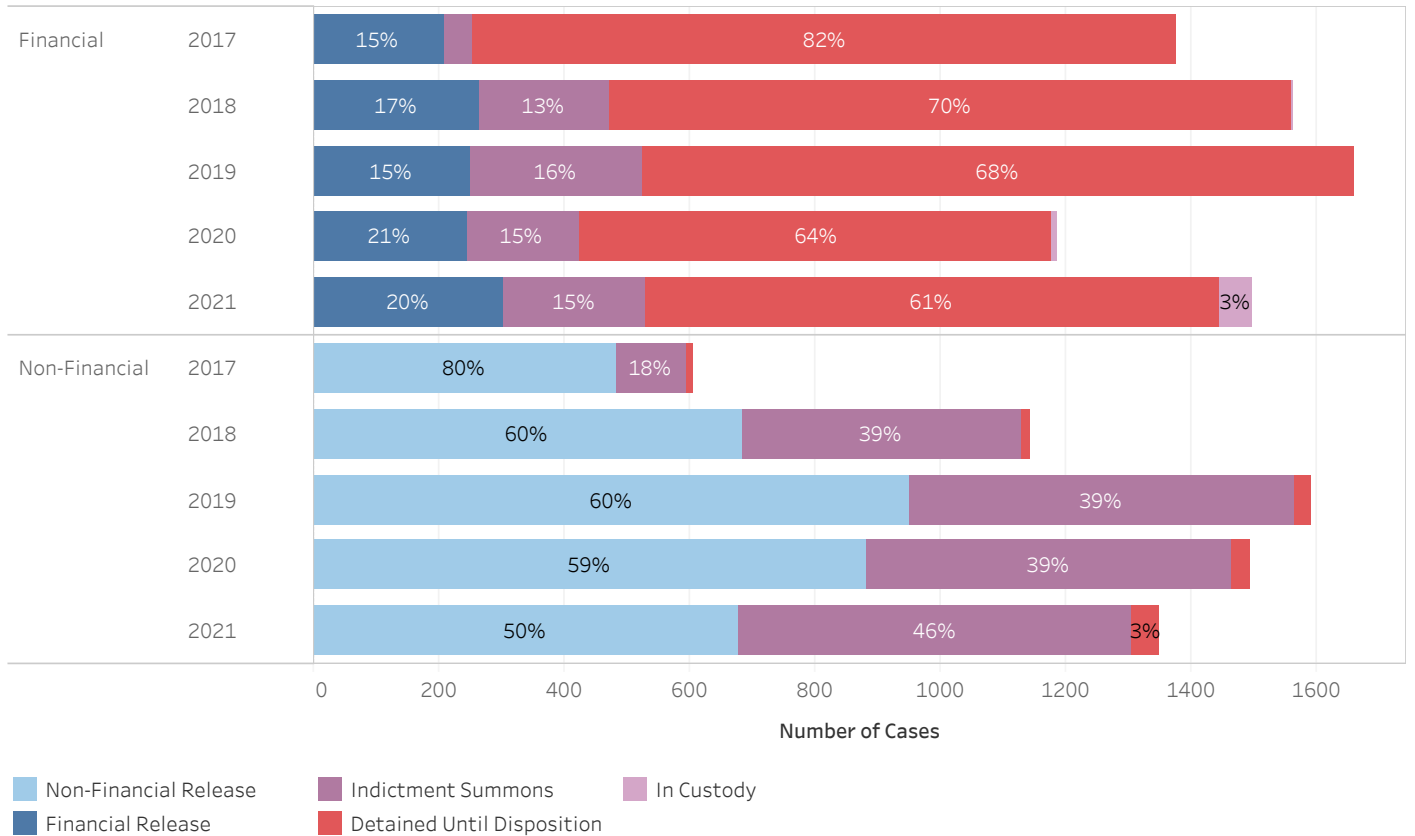
ADMINISTRATIVE OFFICE OF THE COURTS  
Research and Statistics

Circuit Court Cases Booked CY 17-21 KENTON COUNTY

Circuit Court Release Decision (Bond) Percentage by Year of Case Booking



Number of Circuit Court Cases and Release Outcome for Financial and Non-Financial Bonds  
(Excludes Administrative Release, Release Not Offered, and No Judicial Presentation)



\* Data provided from the Pretrial Information Management System.

\* A single release bond may apply to multiple cases.

\* A single case may have multiple different bonds set over time. Only the most recent release bond is reported for each case.



**ADMINISTRATIVE OFFICE OF THE COURTS  
Research and Statistics**

19\_PINS8007

**Circuit Court Cases Booked CY 17-21 KENTON COUNTY**

Circuit Court Release Decision and Release Outcome by Year of Case Booking

Year of Date Booked	Release Outcome	Release Decision					Grand Total
		Administrative Release	Non-Financial	Financial	Release Not Offered	No Judicial Presentation	
2017	Non-Financial Release		485				485
	Financial Release			208			208
	Indictment Summons	1	110	45			156
	Detained Until Disposition		10	1,123	19	60	1,212
	<b>Total</b>	<b>1</b>	<b>605</b>	<b>1,376</b>	<b>19</b>	<b>60</b>	<b>2,061</b>
2018	Administrative Release	2					2
	Non-Financial Release		685				685
	Financial Release			264			264
	Indictment Summons		444	208			652
	Detained Until Disposition		13	1,087	18	416	1,534
	In Custody			1			1
	<b>Total</b>	<b>2</b>	<b>1,142</b>	<b>1,560</b>	<b>18</b>	<b>416</b>	<b>3,138</b>
2019	Non-Financial Release		950				950
	Financial Release			252			252
	Indictment Summons		614	271			885
	Detained Until Disposition		27	1,137	145	258	1,567
	<b>Total</b>		<b>1,591</b>	<b>1,660</b>	<b>145</b>	<b>258</b>	<b>3,654</b>
2020	Administrative Release	32					32
	Non-Financial Release		880				880
	Financial Release			247			247
	Indictment Summons		584	176			760
	Detained Until Disposition	1	30	756	194	83	1,064
	In Custody			6			6
	<b>Total</b>	<b>33</b>	<b>1,494</b>	<b>1,185</b>	<b>194</b>	<b>83</b>	<b>2,989</b>
2021	Administrative Release	12					12
	Non-Financial Release		679				679
	Financial Release			303			303
	Indictment Summons		626	227			853
	Detained Until Disposition		44	916	364	121	1,445
	In Custody			52	5		57
	<b>Total</b>	<b>12</b>	<b>1,349</b>	<b>1,498</b>	<b>369</b>	<b>121</b>	<b>3,349</b>

\* Data provided from the Pretrial Information Management System.

\* A single release bond may apply to multiple cases.

\* A single case may have multiple different bonds set over time. Only the most recent release bond is reported for each case.

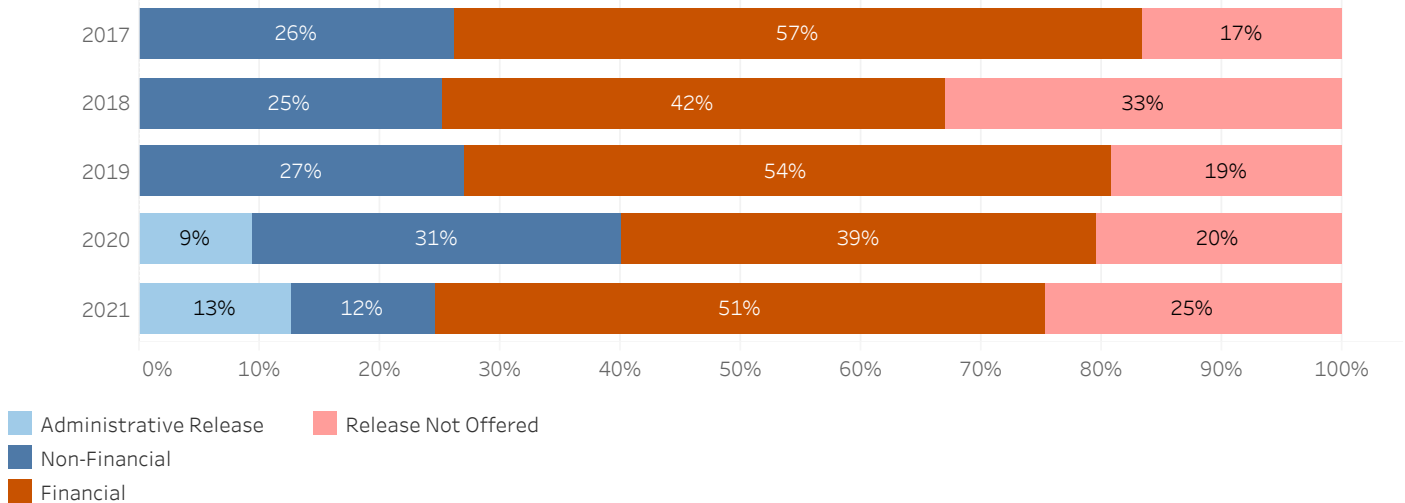


ADMINISTRATIVE OFFICE OF THE COURTS  
Research and Statistics

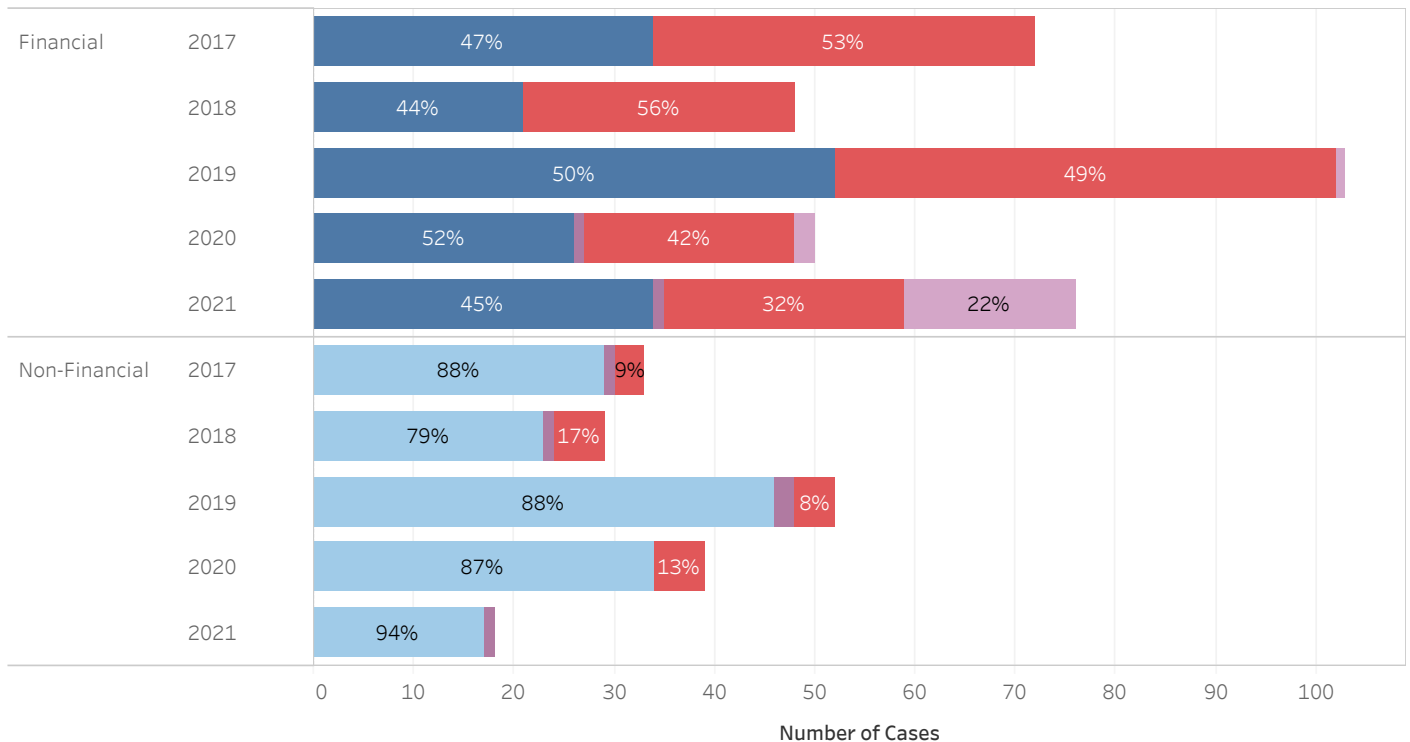
19\_PINS8007

Circuit Court Cases Booked CY 17-21 KNOTT COUNTY

Circuit Court Release Decision (Bond) Percentage by Year of Case Booking



Number of Circuit Court Cases and Release Outcome for Financial and Non-Financial Bonds  
(Excludes Administrative Release, Release Not Offered, and No Judicial Presentation)



■ Non-Financial Release     ■ Indictment Summons     ■ In Custody  
■ Financial Release     ■ Detained Until Disposition

\* Data provided from the Pretrial Information Management System.

\* A single release bond may apply to multiple cases.

\* A single case may have multiple different bonds set over time. Only the most recent release bond is reported for each case.



**ADMINISTRATIVE OFFICE OF THE COURTS  
Research and Statistics**

19\_PINS8007

**Circuit Court Cases Booked CY 17-21 KNOTT COUNTY**

Circuit Court Release Decision and Release Outcome by Year of Case Booking

Year of Date Booked	Release Outcome	Release Decision			Grand Total	
		Administrative Release	Non-Financial	Financial		Release Not Offered
2017	Non-Financial Release		29		29	
	Financial Release			34	34	
	Indictment Summons		1		1	
	Detained Until Disposition		3	38	21	62
	<b>Total</b>		<b>33</b>	<b>72</b>	<b>21</b>	<b>126</b>
2018	Non-Financial Release		23		23	
	Financial Release			21	21	
	Indictment Summons		1		1	
	Detained Until Disposition		5	27	38	70
	<b>Total</b>		<b>29</b>	<b>48</b>	<b>38</b>	<b>115</b>
2019	Non-Financial Release		46		46	
	Financial Release			52	52	
	Indictment Summons		2		2	
	Detained Until Disposition		4	50	37	91
	In Custody			1		1
	<b>Total</b>		<b>52</b>	<b>103</b>	<b>37</b>	<b>192</b>
2020	Administrative Release	10				10
	Non-Financial Release		34			34
	Financial Release			26		26
	Indictment Summons			1		1
	Detained Until Disposition	2	5	21	26	54
	In Custody			2		2
<b>Total</b>	<b>12</b>	<b>39</b>	<b>50</b>	<b>26</b>	<b>127</b>	
2021	Administrative Release	18				18
	Non-Financial Release		17			17
	Financial Release			34		34
	Indictment Summons		1	1		2
	Detained Until Disposition	1		24	35	60
	In Custody			17	2	19
<b>Total</b>	<b>19</b>	<b>18</b>	<b>76</b>	<b>37</b>	<b>150</b>	

\* Data provided from the Pretrial Information Management System.

\* A single release bond may apply to multiple cases.

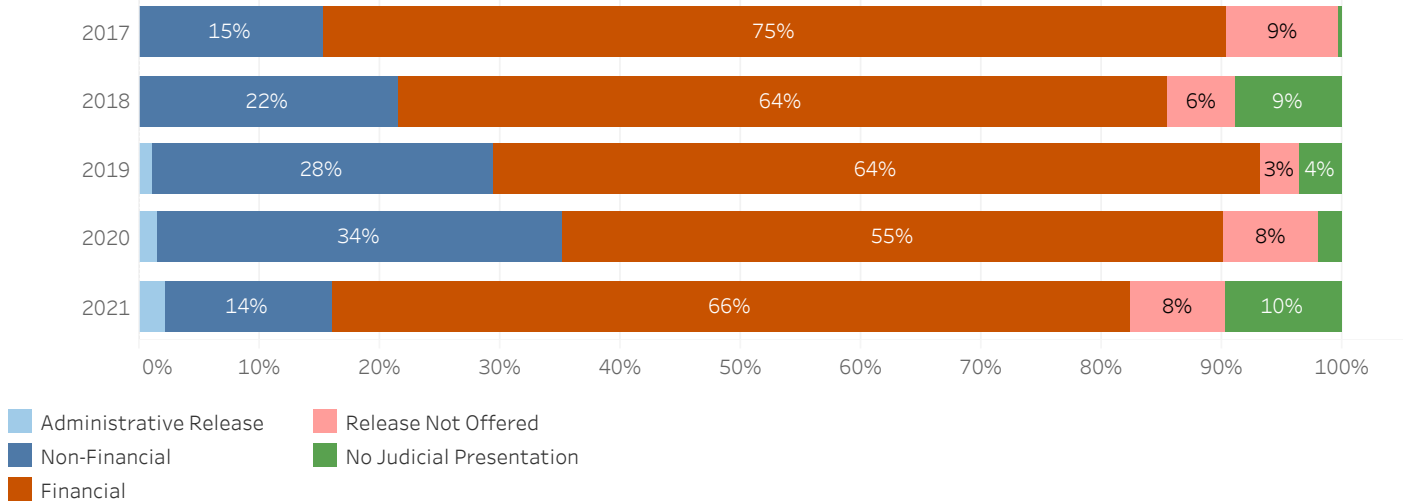
\* A single case may have multiple different bonds set over time. Only the most recent release bond is reported for each case.



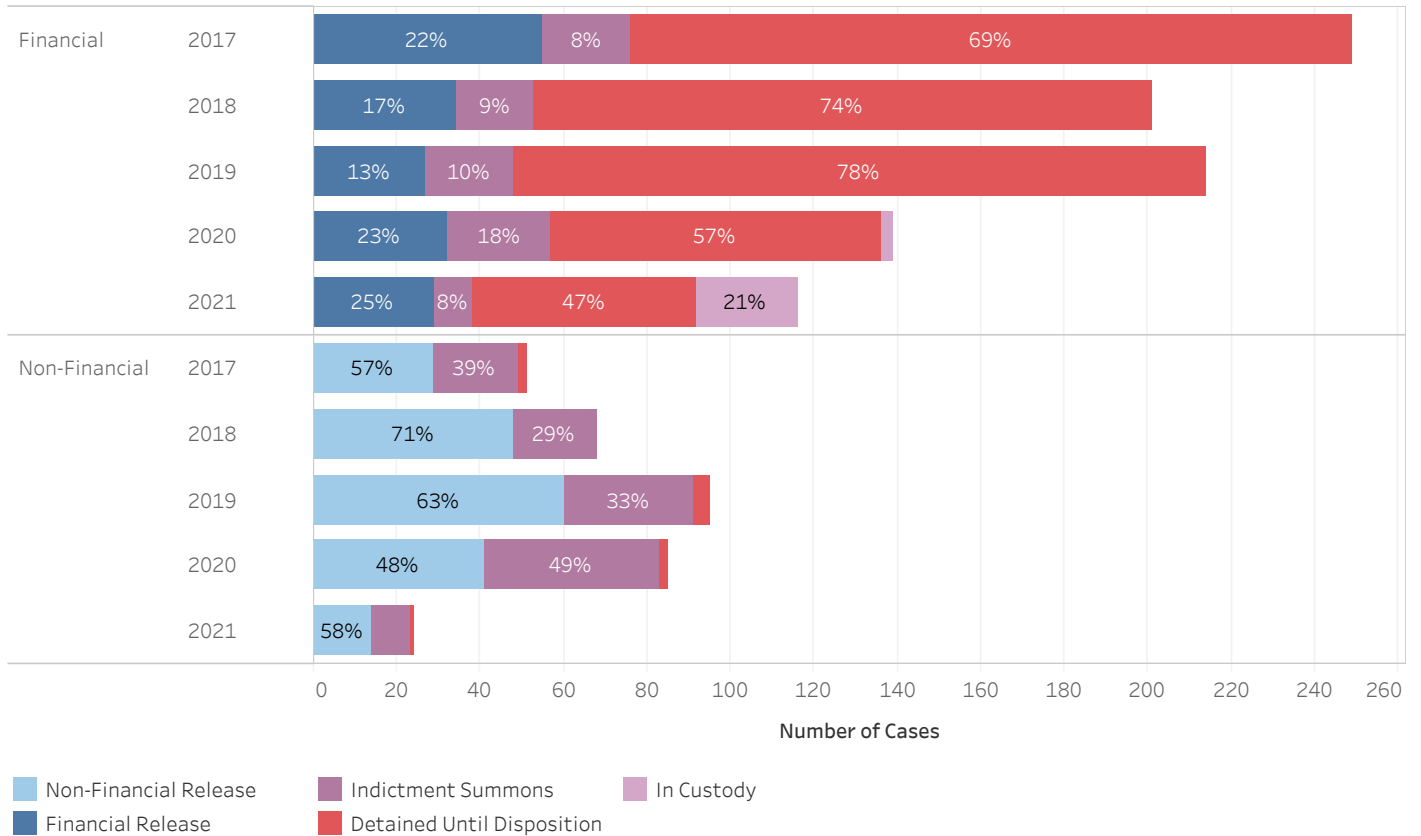
ADMINISTRATIVE OFFICE OF THE COURTS  
Research and Statistics

Circuit Court Cases Booked CY 17-21 KNOX COUNTY

Circuit Court Release Decision (Bond) Percentage by Year of Case Booking



Number of Circuit Court Cases and Release Outcome for Financial and Non-Financial Bonds  
(Excludes Administrative Release, Release Not Offered, and No Judicial Presentation)



\* Data provided from the Pretrial Information Management System.

\* A single release bond may apply to multiple cases.

\* A single case may have multiple different bonds set over time. Only the most recent release bond is reported for each case.



**ADMINISTRATIVE OFFICE OF THE COURTS  
Research and Statistics**

19\_PINS8007

**Circuit Court Cases Booked CY 17-21 KNOX COUNTY**

Circuit Court Release Decision and Release Outcome by Year of Case Booking

Year of Date Booked	Release Outcome	Release Decision					Grand Total
		Administrative Release	Non-Financial	Financial	Release Not Offered	No Judicial Presentation	
2017	Non-Financial Release		29				29
	Financial Release			55			55
	Indictment Summons		20	21			41
	Detained Until Disposition		2	173	31	1	207
	<b>Total</b>		<b>51</b>	<b>249</b>	<b>31</b>	<b>1</b>	<b>332</b>
2018	Non-Financial Release		48				48
	Financial Release			34			34
	Indictment Summons		20	19			39
	Detained Until Disposition			148	18	28	194
	<b>Total</b>		<b>68</b>	<b>201</b>	<b>18</b>	<b>28</b>	<b>315</b>
2019	Administrative Release	2					2
	Non-Financial Release		60				60
	Financial Release			27			27
	Indictment Summons		31	21			52
	Detained Until Disposition	2	4	166	9	12	193
	In Custody				2		2
	<b>Total</b>	<b>4</b>	<b>95</b>	<b>214</b>	<b>11</b>	<b>12</b>	<b>336</b>
2020	Administrative Release	4					4
	Non-Financial Release		41				41
	Financial Release			32			32
	Indictment Summons		42	25			67
	Detained Until Disposition		2	79	20	5	106
	In Custody			3			3
	<b>Total</b>	<b>4</b>	<b>85</b>	<b>139</b>	<b>20</b>	<b>5</b>	<b>253</b>
2021	Administrative Release	4					4
	Non-Financial Release		14				14
	Financial Release			29			29
	Indictment Summons		9	9			18
	Detained Until Disposition		1	54	10	17	82
	In Custody			24	4		28
	<b>Total</b>	<b>4</b>	<b>24</b>	<b>116</b>	<b>14</b>	<b>17</b>	<b>175</b>

\* Data provided from the Pretrial Information Management System.

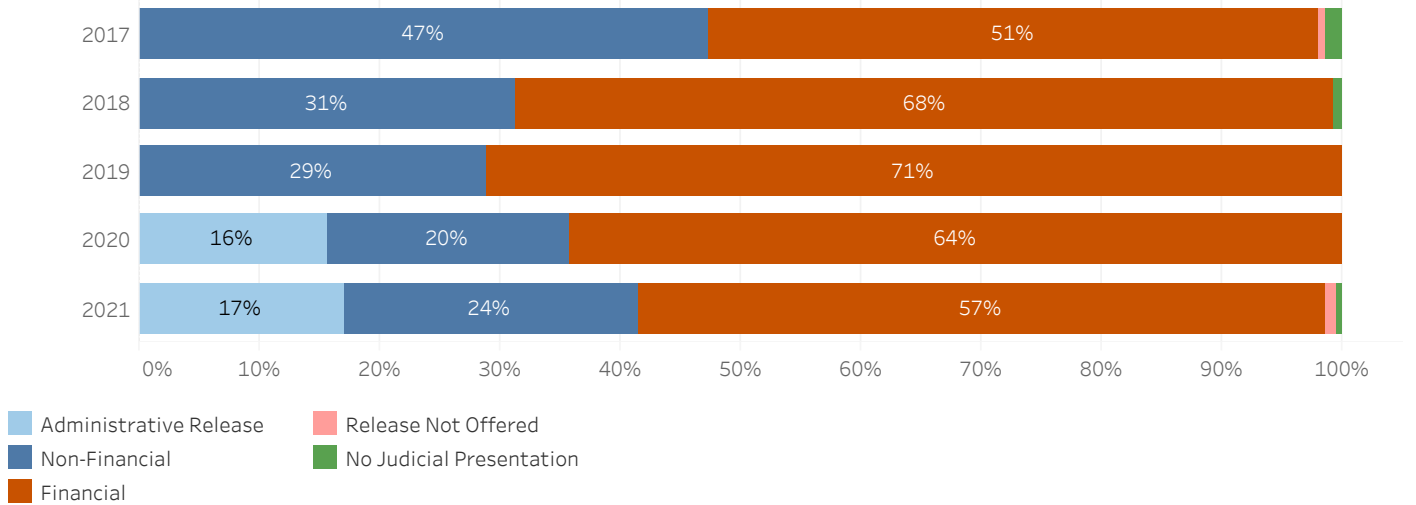
\* A single release bond may apply to multiple cases.

\* A single case may have multiple different bonds set over time. Only the most recent release bond is reported for each case.

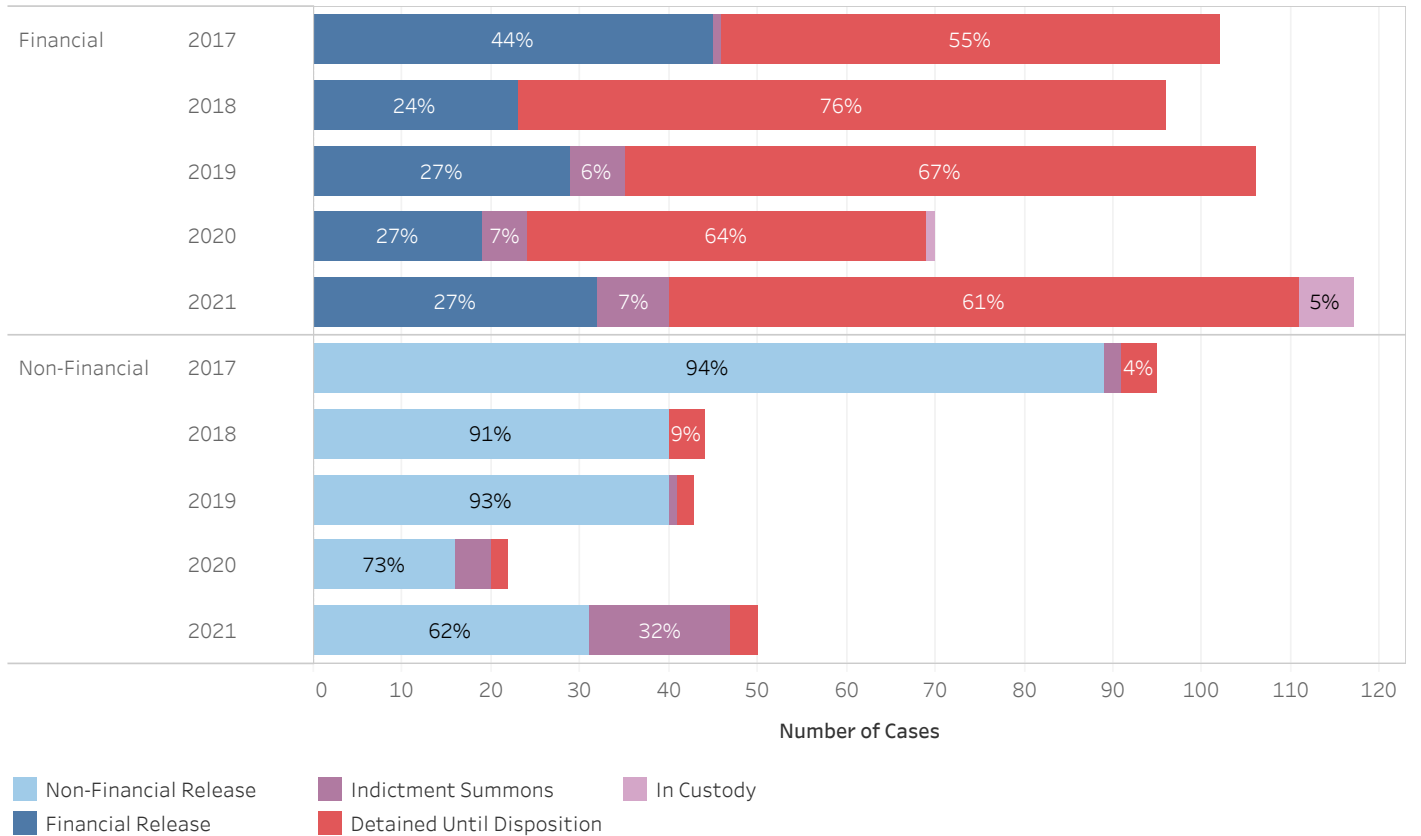


Circuit Court Cases Booked CY 17-21 LARUE COUNTY

Circuit Court Release Decision (Bond) Percentage by Year of Case Booking



Number of Circuit Court Cases and Release Outcome for Financial and Non-Financial Bonds  
(Excludes Administrative Release, Release Not Offered, and No Judicial Presentation)



\* Data provided from the Pretrial Information Management System.

\* A single release bond may apply to multiple cases.

\* A single case may have multiple different bonds set over time. Only the most recent release bond is reported for each case.





**ADMINISTRATIVE OFFICE OF THE COURTS  
Research and Statistics**

19\_PINS8007

**Circuit Court Cases Booked CY 17-21 LARUE COUNTY**

Circuit Court Release Decision and Release Outcome by Year of Case Booking

Year of Date Booked	Release Outcome	Release Decision					Grand Total
		Administrative Release	Non-Financial	Financial	Release Not Offered	No Judicial Presentation	
2017	Non-Financial Release		89				89
	Financial Release			45			45
	Indictment Summons		2	1			3
	Detained Until Disposition		4	56	1	3	64
	<b>Total</b>		<b>95</b>	<b>102</b>	<b>1</b>	<b>3</b>	<b>201</b>
2018	Non-Financial Release		40				40
	Financial Release			23			23
	Detained Until Disposition		4	73		1	78
	<b>Total</b>		<b>44</b>	<b>96</b>		<b>1</b>	<b>141</b>
2019	Non-Financial Release		40				40
	Financial Release			29			29
	Indictment Summons		1	6			7
	Detained Until Disposition		2	71			73
	<b>Total</b>		<b>43</b>	<b>106</b>			<b>149</b>
2020	Administrative Release	15					15
	Non-Financial Release		16				16
	Financial Release			19			19
	Indictment Summons		4	5			9
	Detained Until Disposition	2	2	45			49
	In Custody			1			1
<b>Total</b>	<b>17</b>	<b>22</b>	<b>70</b>			<b>109</b>	
2021	Administrative Release	31					31
	Non-Financial Release		31				31
	Financial Release			32			32
	Indictment Summons		16	8			24
	Detained Until Disposition	4	3	71	2	1	81
	In Custody			6			6
<b>Total</b>	<b>35</b>	<b>50</b>	<b>117</b>	<b>2</b>	<b>1</b>	<b>205</b>	

\* Data provided from the Pretrial Information Management System.

\* A single release bond may apply to multiple cases.

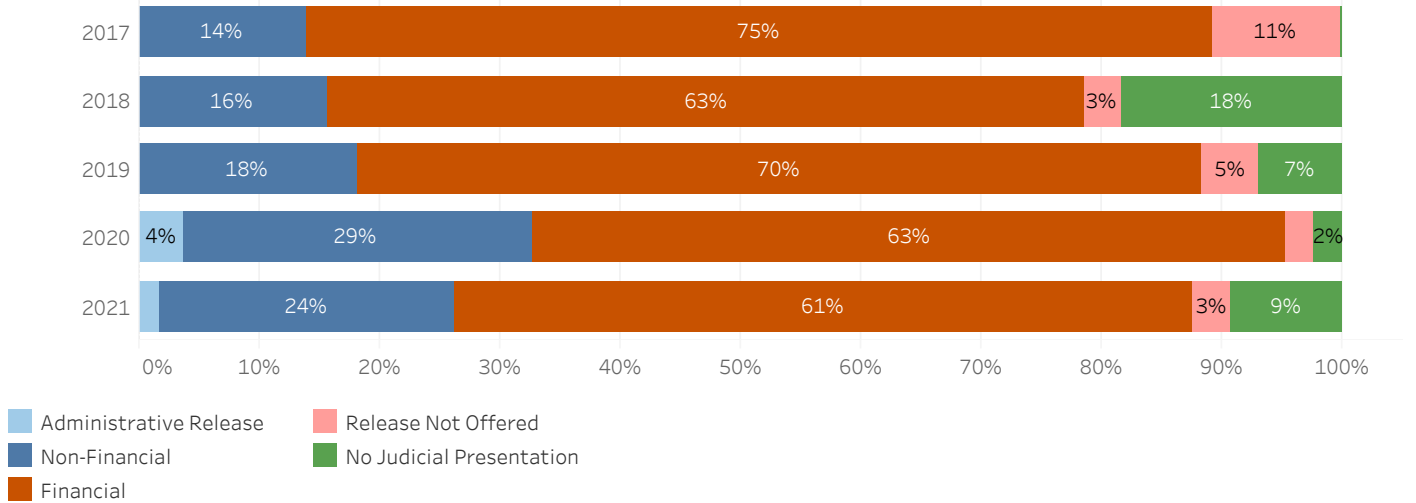
\* A single case may have multiple different bonds set over time. Only the most recent release bond is reported for each case.



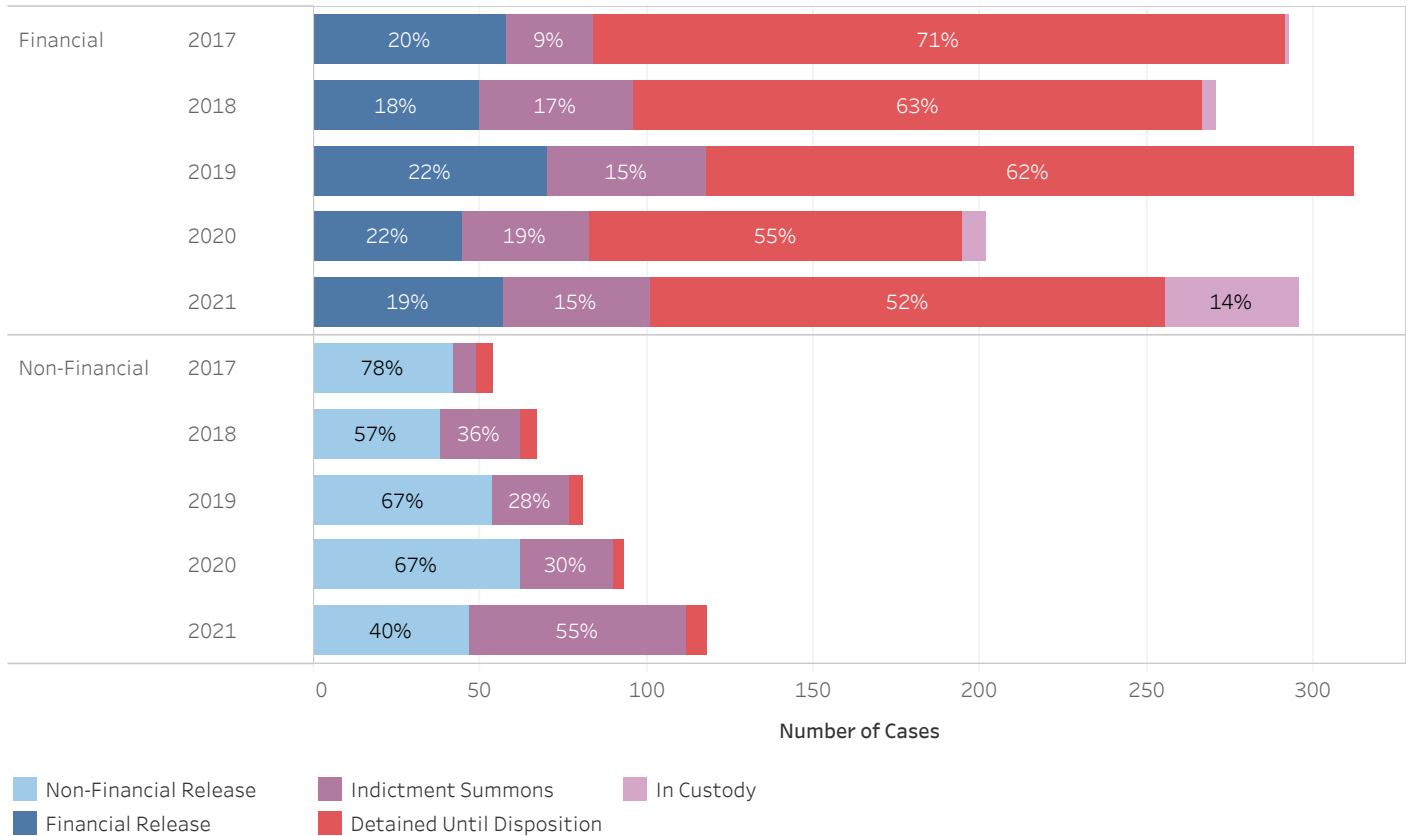
ADMINISTRATIVE OFFICE OF THE COURTS  
Research and Statistics

Circuit Court Cases Booked CY 17-21 LAUREL COUNTY

Circuit Court Release Decision (Bond) Percentage by Year of Case Booking



Number of Circuit Court Cases and Release Outcome for Financial and Non-Financial Bonds  
(Excludes Administrative Release, Release Not Offered, and No Judicial Presentation)



\* Data provided from the Pretrial Information Management System.

\* A single release bond may apply to multiple cases.

\* A single case may have multiple different bonds set over time. Only the most recent release bond is reported for each case.



**ADMINISTRATIVE OFFICE OF THE COURTS  
Research and Statistics**

19\_PINS8007

**Circuit Court Cases Booked CY 17-21 LAUREL COUNTY**

Circuit Court Release Decision and Release Outcome by Year of Case Booking

Year of Date Booked	Release Outcome	Release Decision					Grand Total
		Administrative Release	Non-Financial	Financial	Release Not Offered	No Judicial Presentation	
2017	Non-Financial Release		42				42
	Financial Release			58			58
	Indictment Summons		7	26			33
	Detained Until Disposition		5	208	41	1	255
	In Custody			1			1
	<b>Total</b>			<b>54</b>	<b>293</b>	<b>41</b>	<b>1</b>
2018	Non-Financial Release		38				38
	Financial Release			50			50
	Indictment Summons		24	46			70
	Detained Until Disposition		5	171	12	78	266
	In Custody			4	1	1	6
	<b>Total</b>			<b>67</b>	<b>271</b>	<b>13</b>	<b>79</b>
2019	Non-Financial Release		54				54
	Financial Release			70			70
	Indictment Summons		23	48			71
	Detained Until Disposition		4	194	21	31	250
	<b>Total</b>			<b>81</b>	<b>312</b>	<b>21</b>	<b>31</b>
2020	Administrative Release	12					12
	Non-Financial Release		62				62
	Financial Release			45			45
	Indictment Summons		28	38			66
	Detained Until Disposition		3	112	7	8	130
	In Custody			7			7
	<b>Total</b>	<b>12</b>	<b>93</b>	<b>202</b>	<b>7</b>	<b>8</b>	<b>322</b>
2021	Administrative Release	7					7
	Non-Financial Release		47				47
	Financial Release			57			57
	Indictment Summons		65	44			109
	Detained Until Disposition	1	6	155	15	35	212
	In Custody			40		10	50
	<b>Total</b>	<b>8</b>	<b>118</b>	<b>296</b>	<b>15</b>	<b>45</b>	<b>482</b>

\* Data provided from the Pretrial Information Management System.

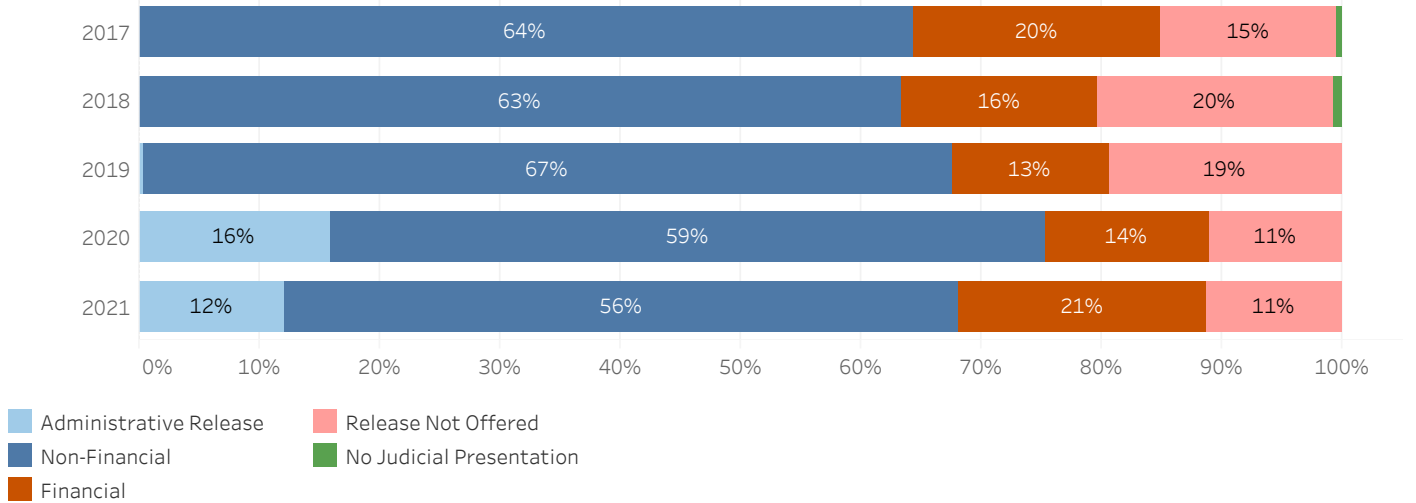
\* A single release bond may apply to multiple cases.

\* A single case may have multiple different bonds set over time. Only the most recent release bond is reported for each case.

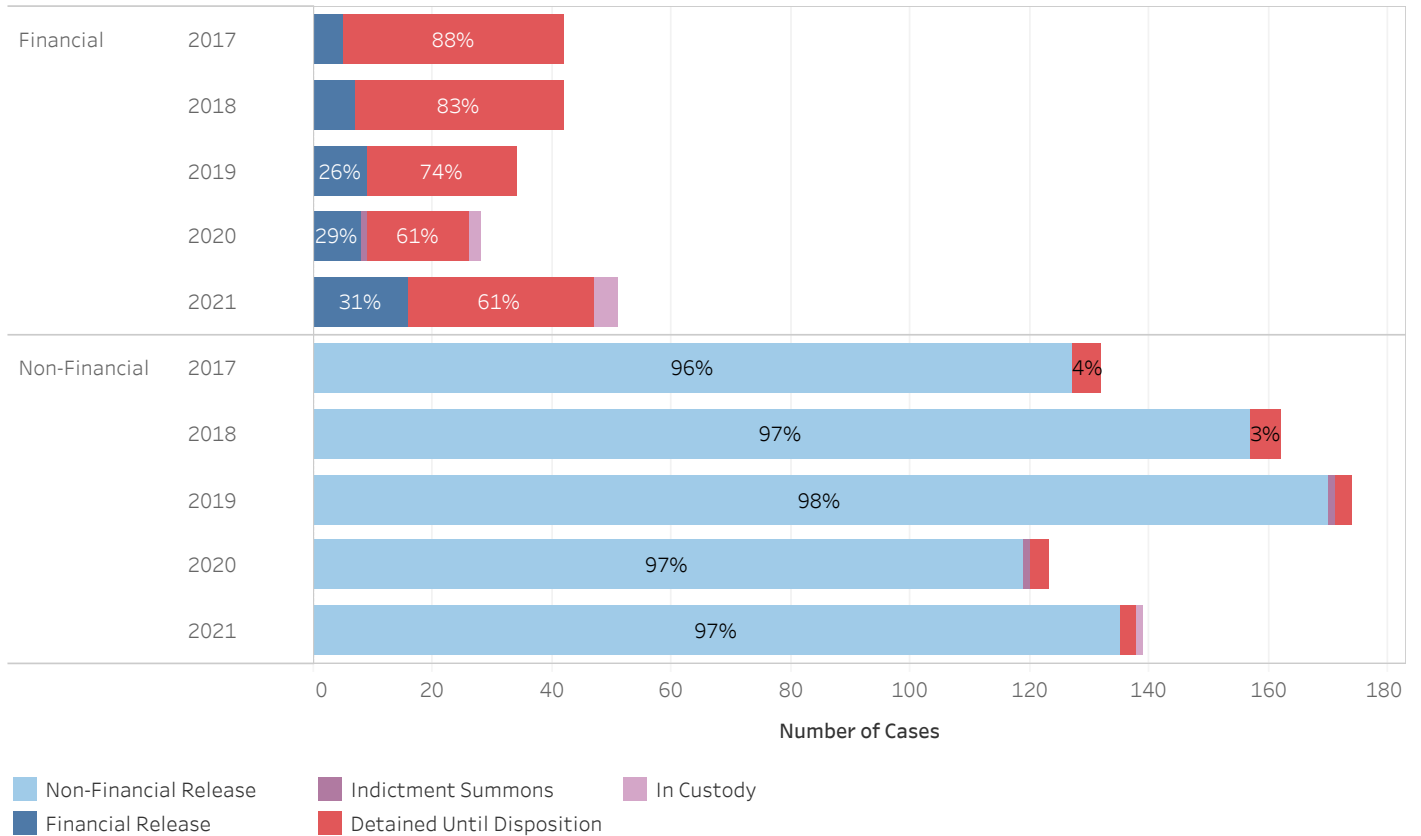


Circuit Court Cases Booked CY 17-21 LAWRENCE COUNTY

Circuit Court Release Decision (Bond) Percentage by Year of Case Booking



Number of Circuit Court Cases and Release Outcome for Financial and Non-Financial Bonds  
(Excludes Administrative Release, Release Not Offered, and No Judicial Presentation)



\* Data provided from the Pretrial Information Management System.

\* A single release bond may apply to multiple cases.

\* A single case may have multiple different bonds set over time. Only the most recent release bond is reported for each case.



**ADMINISTRATIVE OFFICE OF THE COURTS  
Research and Statistics**

19\_PINS8007

**Circuit Court Cases Booked CY 17-21 LAWRENCE COUNTY**

Circuit Court Release Decision and Release Outcome by Year of Case Booking

Year of Date Booked	Release Outcome	Release Decision					Grand Total
		Administrative Release	Non-Financial	Financial	Release Not Offered	No Judicial Presentation	
2017	Non-Financial Release		127				127
	Financial Release			5			5
	Detained Until Disposition		5	37	30	1	73
	<b>Total</b>		<b>132</b>	<b>42</b>	<b>30</b>	<b>1</b>	<b>205</b>
2018	Non-Financial Release		157				157
	Financial Release			7			7
	Detained Until Disposition		5	35	50	2	92
	<b>Total</b>		<b>162</b>	<b>42</b>	<b>50</b>	<b>2</b>	<b>256</b>
2019	Administrative Release	1					1
	Non-Financial Release		170				170
	Financial Release			9			9
	Indictment Summons		1				1
	Detained Until Disposition		3	25	50		78
	<b>Total</b>	<b>1</b>	<b>174</b>	<b>34</b>	<b>50</b>		<b>259</b>
2020	Administrative Release	31					31
	Non-Financial Release		119				119
	Financial Release			8			8
	Indictment Summons		1	1			2
	Detained Until Disposition	2	3	17	23		45
	In Custody			2			2
<b>Total</b>	<b>33</b>	<b>123</b>	<b>28</b>	<b>23</b>		<b>207</b>	
2021	Administrative Release	29					29
	Non-Financial Release		135				135
	Financial Release			16			16
	Detained Until Disposition	1	3	31	28		63
	In Custody		1	4			5
	<b>Total</b>	<b>30</b>	<b>139</b>	<b>51</b>	<b>28</b>		<b>248</b>

\* Data provided from the Pretrial Information Management System.

\* A single release bond may apply to multiple cases.

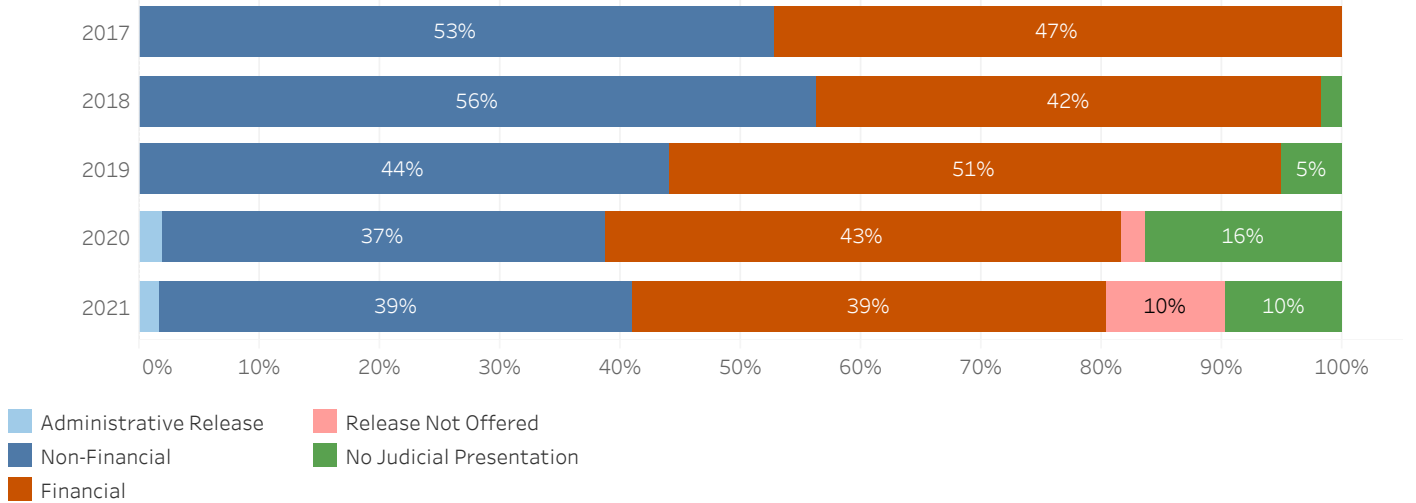
\* A single case may have multiple different bonds set over time. Only the most recent release bond is reported for each case.



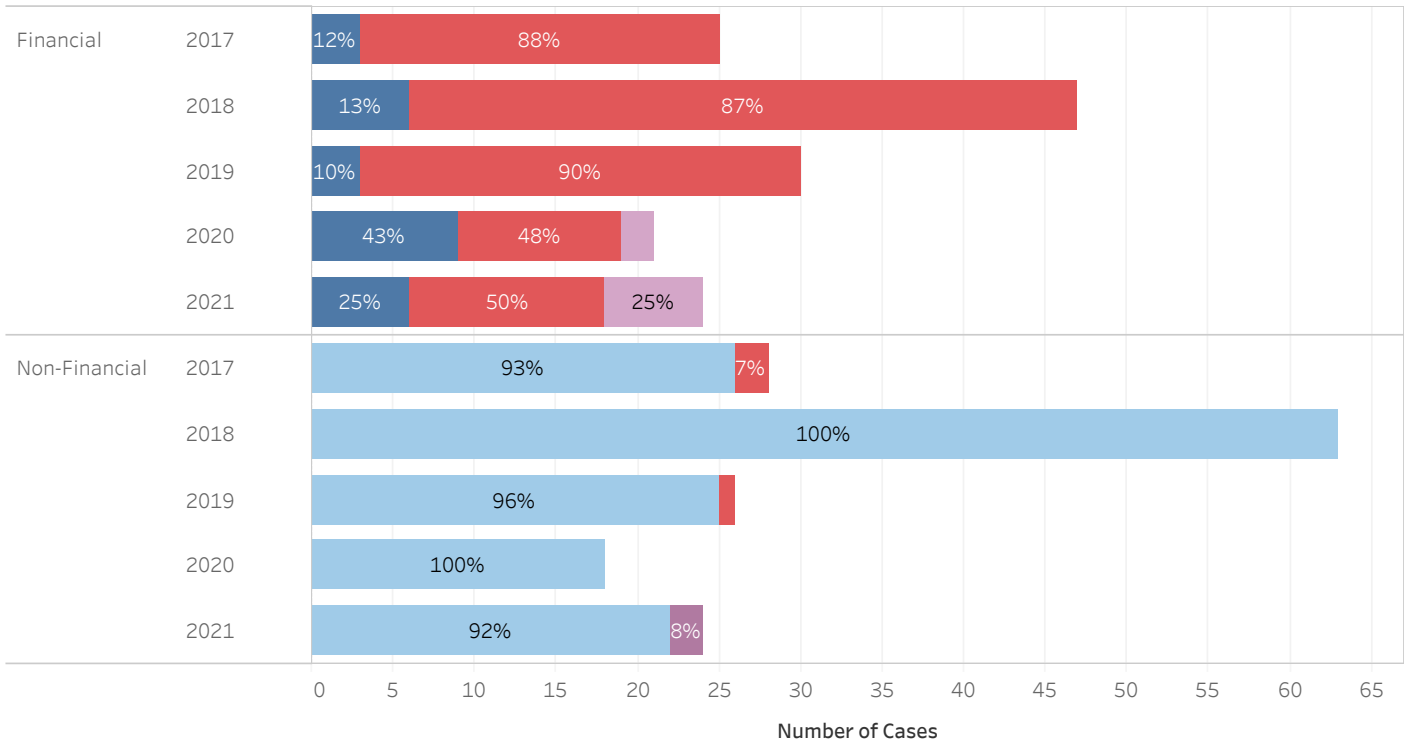
ADMINISTRATIVE OFFICE OF THE COURTS  
Research and Statistics

Circuit Court Cases Booked CY 17-21 LEE COUNTY

Circuit Court Release Decision (Bond) Percentage by Year of Case Booking



Number of Circuit Court Cases and Release Outcome for Financial and Non-Financial Bonds  
(Excludes Administrative Release, Release Not Offered, and No Judicial Presentation)



■ Non-Financial Release    
 ■ Detained Until Disposition    
 ■ Indictment Summons    
 ■ In Custody  
■ Financial Release

\* Data provided from the Pretrial Information Management System.

\* A single release bond may apply to multiple cases.

\* A single case may have multiple different bonds set over time. Only the most recent release bond is reported for each case.



**ADMINISTRATIVE OFFICE OF THE COURTS  
Research and Statistics**

19\_PINS8007

**Circuit Court Cases Booked CY 17-21 LEE COUNTY**

Circuit Court Release Decision and Release Outcome by Year of Case Booking

Year of Date Booked	Release Outcome	Release Decision					Grand Total
		Administrative Release	Non-Financial	Financial	Release Not Offered	No Judicial Presentation	
2017	Non-Financial Release		26				26
	Financial Release			3			3
	Detained Until Disposition		2	22			24
	<b>Total</b>		<b>28</b>	<b>25</b>			<b>53</b>
2018	Non-Financial Release		63				63
	Financial Release			6			6
	Detained Until Disposition			41		2	43
	<b>Total</b>		<b>63</b>	<b>47</b>		<b>2</b>	<b>112</b>
2019	Non-Financial Release		25				25
	Financial Release			3			3
	Detained Until Disposition		1	27		3	31
	<b>Total</b>		<b>26</b>	<b>30</b>		<b>3</b>	<b>59</b>
2020	Administrative Release	1					1
	Non-Financial Release		18				18
	Financial Release			9			9
	Detained Until Disposition			10	1	8	19
	In Custody			2			2
	<b>Total</b>	<b>1</b>	<b>18</b>	<b>21</b>	<b>1</b>	<b>8</b>	<b>49</b>
2021	Administrative Release	1					1
	Non-Financial Release		22				22
	Financial Release			6			6
	Indictment Summons		2				2
	Detained Until Disposition			12	6	6	24
	In Custody			6			6
	<b>Total</b>	<b>1</b>	<b>24</b>	<b>24</b>	<b>6</b>	<b>6</b>	<b>61</b>

\* Data provided from the Pretrial Information Management System.

\* A single release bond may apply to multiple cases.

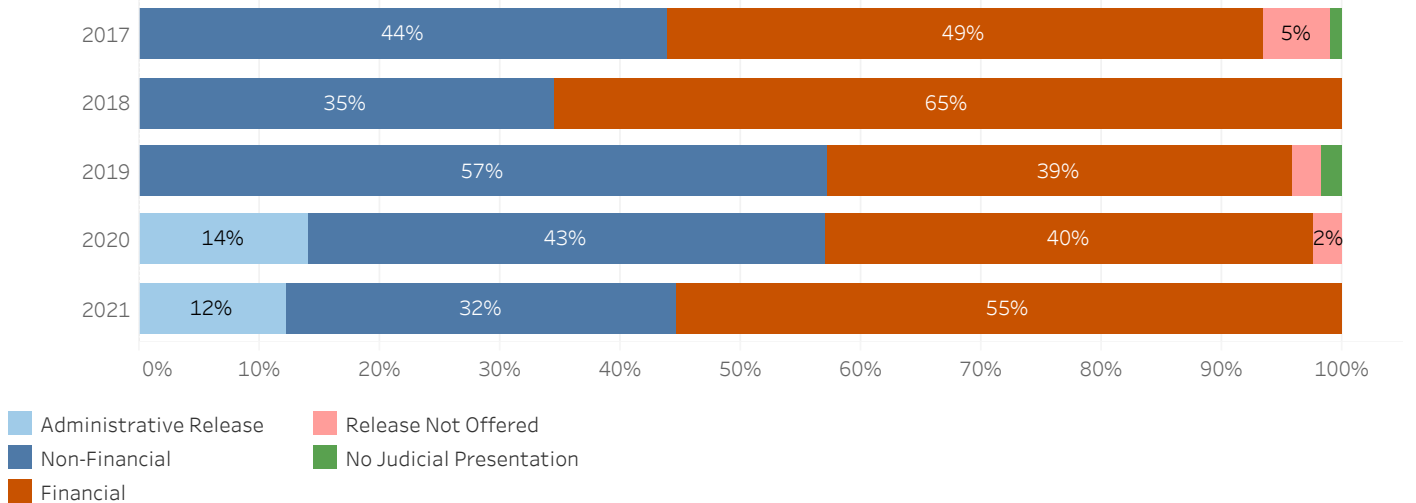
\* A single case may have multiple different bonds set over time. Only the most recent release bond is reported for each case.



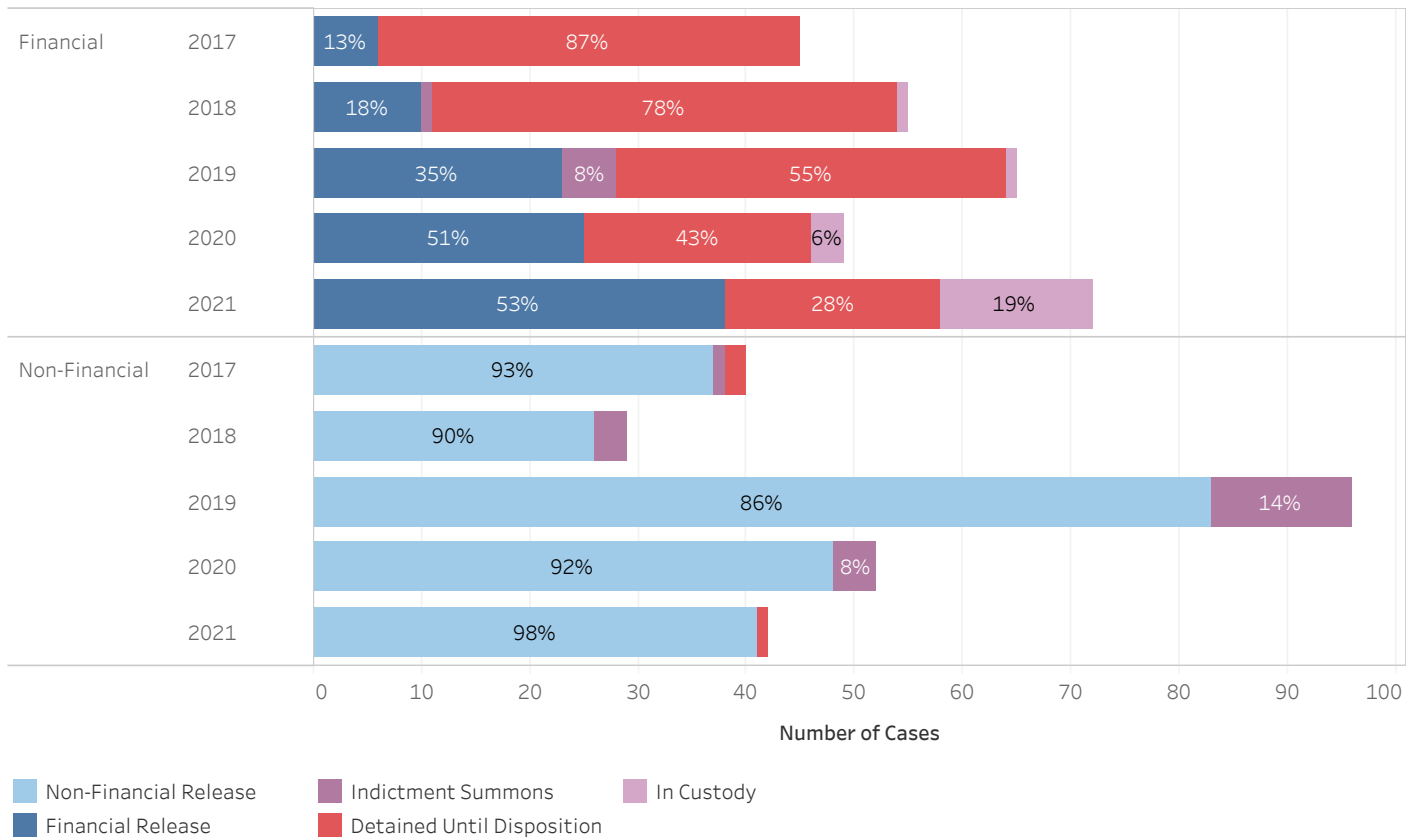
ADMINISTRATIVE OFFICE OF THE COURTS  
Research and Statistics

Circuit Court Cases Booked CY 17-21 LESLIE COUNTY

Circuit Court Release Decision (Bond) Percentage by Year of Case Booking



Number of Circuit Court Cases and Release Outcome for Financial and Non-Financial Bonds  
(Excludes Administrative Release, Release Not Offered, and No Judicial Presentation)



\* Data provided from the Pretrial Information Management System.

\* A single release bond may apply to multiple cases.

\* A single case may have multiple different bonds set over time. Only the most recent release bond is reported for each case.





**ADMINISTRATIVE OFFICE OF THE COURTS  
Research and Statistics**

19\_PINS8007

**Circuit Court Cases Booked CY 17-21 LESLIE COUNTY**

Circuit Court Release Decision and Release Outcome by Year of Case Booking

Year of Date Booked	Release Outcome	Release Decision					Grand Total
		Administrative Release	Non-Financial	Financial	Release Not Offered	No Judicial Presentation	
2017	Non-Financial Release		37				37
	Financial Release			6			6
	Indictment Summons		1				1
	Detained Until Disposition		2	39	5	1	47
	<b>Total</b>		<b>40</b>	<b>45</b>	<b>5</b>	<b>1</b>	<b>91</b>
2018	Non-Financial Release		26				26
	Financial Release			10			10
	Indictment Summons		3	1			4
	Detained Until Disposition			43			43
	In Custody			1			1
	<b>Total</b>		<b>29</b>	<b>55</b>			<b>84</b>
2019	Non-Financial Release		83				83
	Financial Release			23			23
	Indictment Summons		13	5			18
	Detained Until Disposition			36	4	3	43
	In Custody			1			1
	<b>Total</b>		<b>96</b>	<b>65</b>	<b>4</b>	<b>3</b>	<b>168</b>
2020	Administrative Release	15					15
	Non-Financial Release		48				48
	Financial Release			25			25
	Indictment Summons		4				4
	Detained Until Disposition	2		21	1		24
	In Custody			3	2		5
	<b>Total</b>	<b>17</b>	<b>52</b>	<b>49</b>	<b>3</b>		<b>121</b>
2021	Administrative Release	16					16
	Non-Financial Release		41				41
	Financial Release			38			38
	Detained Until Disposition		1	20			21
	In Custody			14			14
	<b>Total</b>	<b>16</b>	<b>42</b>	<b>72</b>			<b>130</b>

\* Data provided from the Pretrial Information Management System.

\* A single release bond may apply to multiple cases.

\* A single case may have multiple different bonds set over time. Only the most recent release bond is reported for each case.

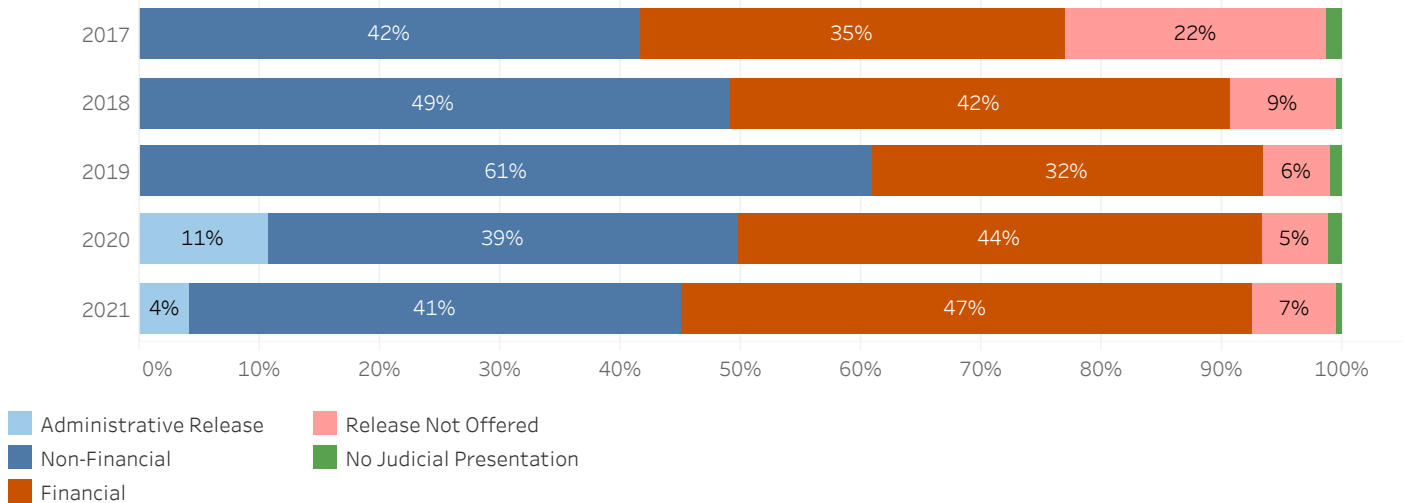


ADMINISTRATIVE OFFICE OF THE COURTS  
Research and Statistics

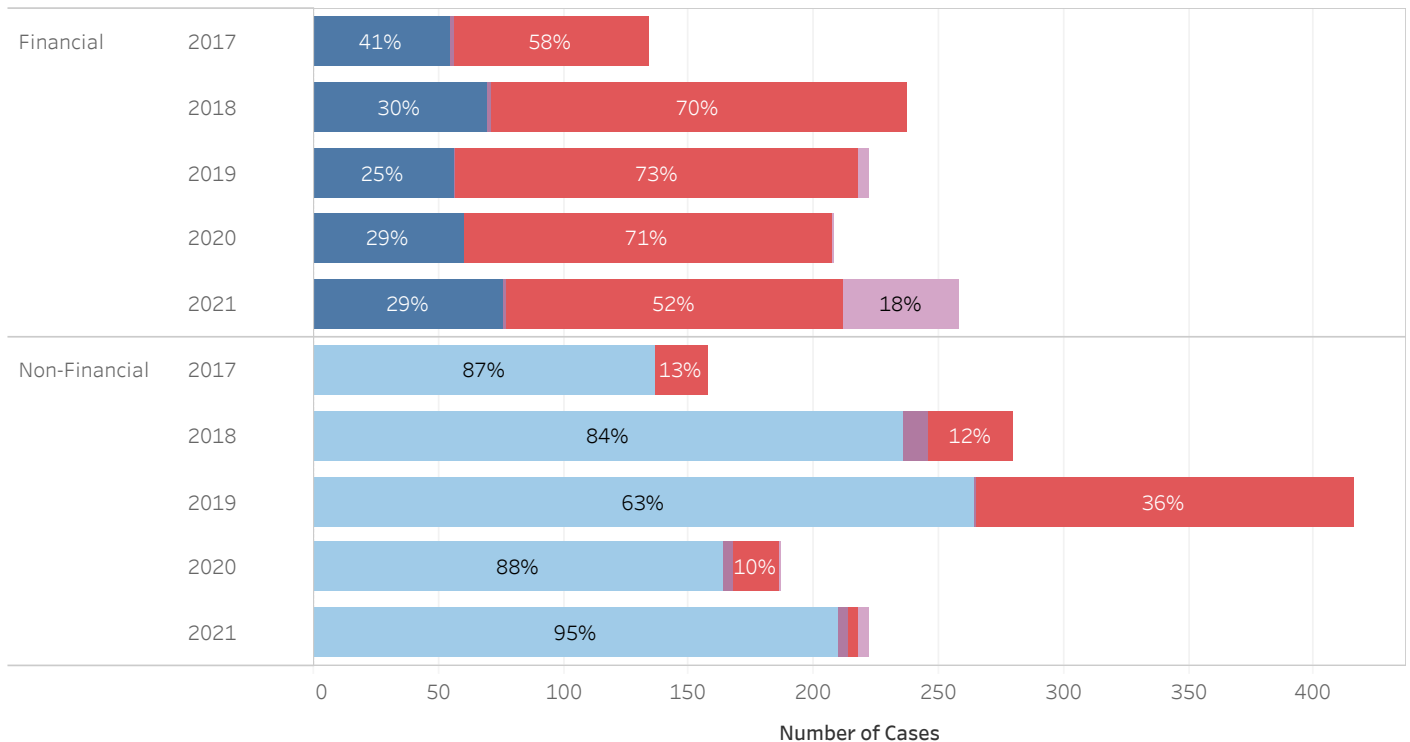
19\_PINS8007

Circuit Court Cases Booked CY 17-21 LETCHER COUNTY

Circuit Court Release Decision (Bond) Percentage by Year of Case Booking



Number of Circuit Court Cases and Release Outcome for Financial and Non-Financial Bonds  
(Excludes Administrative Release, Release Not Offered, and No Judicial Presentation)



■ Non-Financial Release     ■ Detained Until Disposition  
■ Financial Release     ■ Indictment Summons     ■ In Custody

\* Data provided from the Pretrial Information Management System.

\* A single release bond may apply to multiple cases.

\* A single case may have multiple different bonds set over time. Only the most recent release bond is reported for each case.



**ADMINISTRATIVE OFFICE OF THE COURTS  
Research and Statistics**

19\_PINS8007

**Circuit Court Cases Booked CY 17-21 LETCHER COUNTY**

Circuit Court Release Decision and Release Outcome by Year of Case Booking

Year of Date Booked	Release Outcome	Release Decision					Grand Total
		Administrative Release	Non-Financial	Financial	Release Not Offered	No Judicial Presentation	
2017	Non-Financial Release		137				137
	Financial Release			55			55
	Indictment Summons			1			1
	Detained Until Disposition		21	78	82	5	186
	<b>Total</b>		<b>158</b>	<b>134</b>	<b>82</b>	<b>5</b>	<b>379</b>
2018	Non-Financial Release		236				236
	Financial Release			70			70
	Indictment Summons		10	1			11
	Detained Until Disposition		34	166	50	3	253
	<b>Total</b>		<b>280</b>	<b>237</b>	<b>50</b>	<b>3</b>	<b>570</b>
2019	Administrative Release	1					1
	Non-Financial Release		264				264
	Financial Release			56			56
	Indictment Summons		1	1			2
	Detained Until Disposition		151	161	38	7	357
	In Custody			4			4
	<b>Total</b>	<b>1</b>	<b>416</b>	<b>222</b>	<b>38</b>	<b>7</b>	<b>684</b>
2020	Administrative Release	43					43
	Non-Financial Release		164				164
	Financial Release			60			60
	Indictment Summons		4				4
	Detained Until Disposition	5	18	147	26	6	202
	In Custody	3	1	1			5
	<b>Total</b>	<b>51</b>	<b>187</b>	<b>208</b>	<b>26</b>	<b>6</b>	<b>478</b>
2021	Administrative Release	23					23
	Non-Financial Release		210				210
	Financial Release			76			76
	Indictment Summons		4	1			5
	Detained Until Disposition		4	135	38	3	180
	In Custody		4	46			50
	<b>Total</b>	<b>23</b>	<b>222</b>	<b>258</b>	<b>38</b>	<b>3</b>	<b>544</b>

\* Data provided from the Pretrial Information Management System.

\* A single release bond may apply to multiple cases.

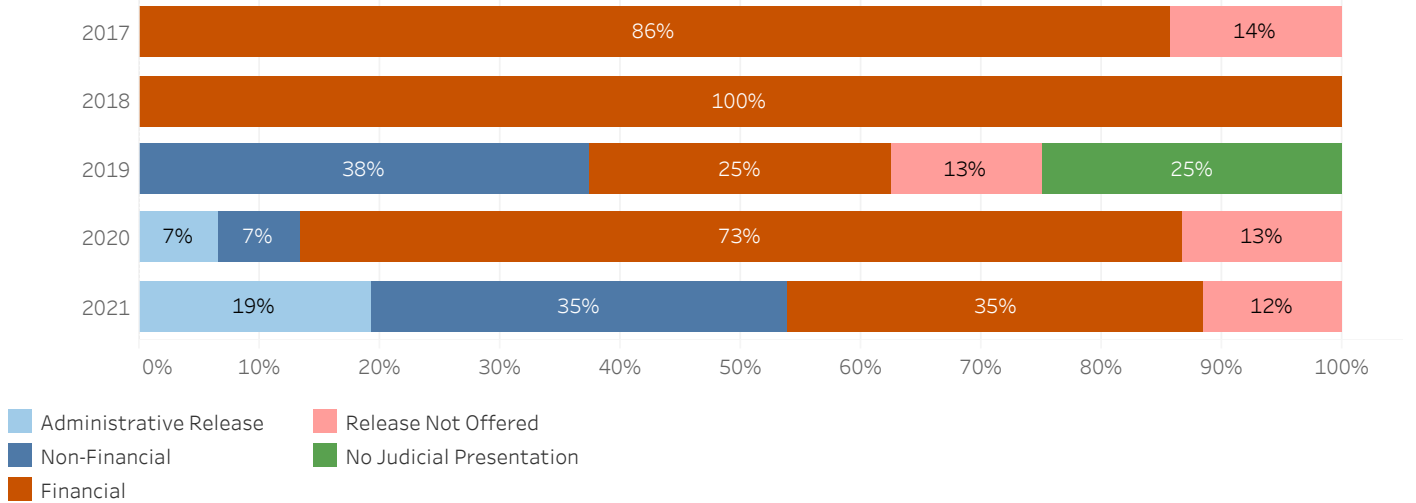
\* A single case may have multiple different bonds set over time. Only the most recent release bond is reported for each case.



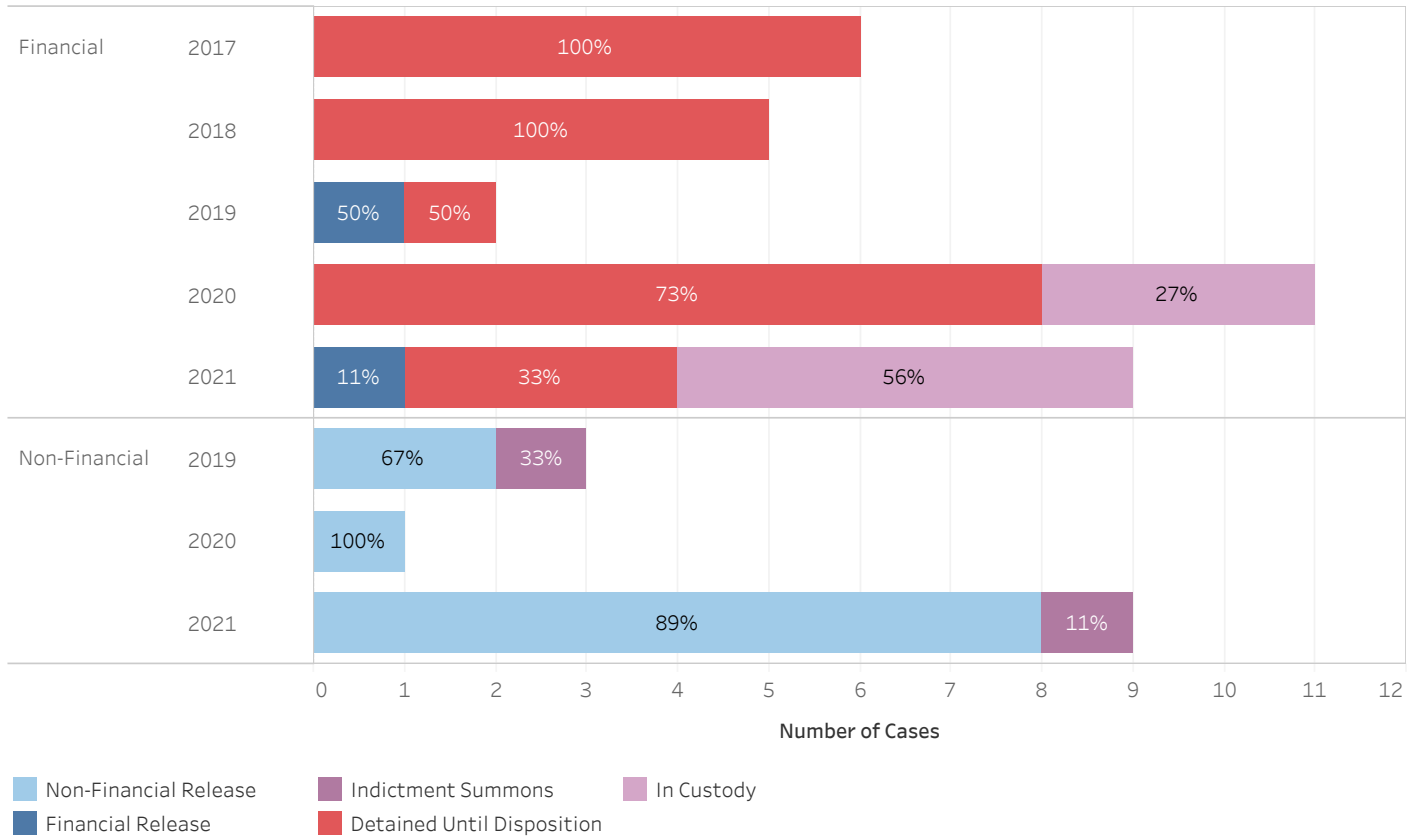
ADMINISTRATIVE OFFICE OF THE COURTS  
Research and Statistics

Circuit Court Cases Booked CY 17-21 LEWIS COUNTY

Circuit Court Release Decision (Bond) Percentage by Year of Case Booking



Number of Circuit Court Cases and Release Outcome for Financial and Non-Financial Bonds  
(Excludes Administrative Release, Release Not Offered, and No Judicial Presentation)



\* Data provided from the Pretrial Information Management System.

\* A single release bond may apply to multiple cases.

\* A single case may have multiple different bonds set over time. Only the most recent release bond is reported for each case.



**ADMINISTRATIVE OFFICE OF THE COURTS  
Research and Statistics**

19\_PINS8007

**Circuit Court Cases Booked CY 17-21 LEWIS COUNTY**

Circuit Court Release Decision and Release Outcome by Year of Case Booking

Year of Date Booked	Release Outcome	Release Decision				Grand Total
		Administrative Release	Non-Financial	Financial	Release Not Offered No Judicial Presentation	
2017	Detained Until Disposition			6	1	7
	Total			6	1	7
2018	Detained Until Disposition			5		5
	Total			5		5
2019	Non-Financial Release		2			2
	Financial Release			1		1
	Indictment Summons		1			1
	Detained Until Disposition			1	1	2
	Total		3	2	1	2
2020	Administrative Release	1				1
	Non-Financial Release		1			1
	Detained Until Disposition			8	2	10
	In Custody			3		3
	Total	1	1	11	2	15
2021	Administrative Release	5				5
	Non-Financial Release		8			8
	Financial Release			1		1
	Indictment Summons		1			1
	Detained Until Disposition			3	3	6
	In Custody			5		5
Total	5	9	9	3	26	

\* Data provided from the Pretrial Information Management System.

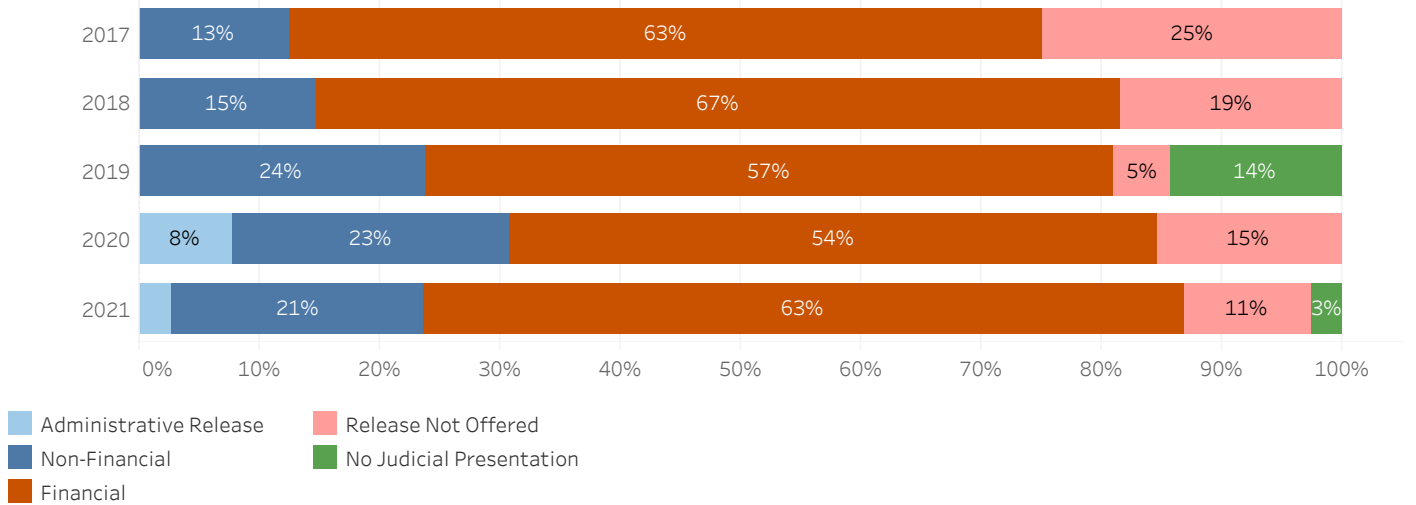
\* A single release bond may apply to multiple cases.

\* A single case may have multiple different bonds set over time. Only the most recent release bond is reported for each case.

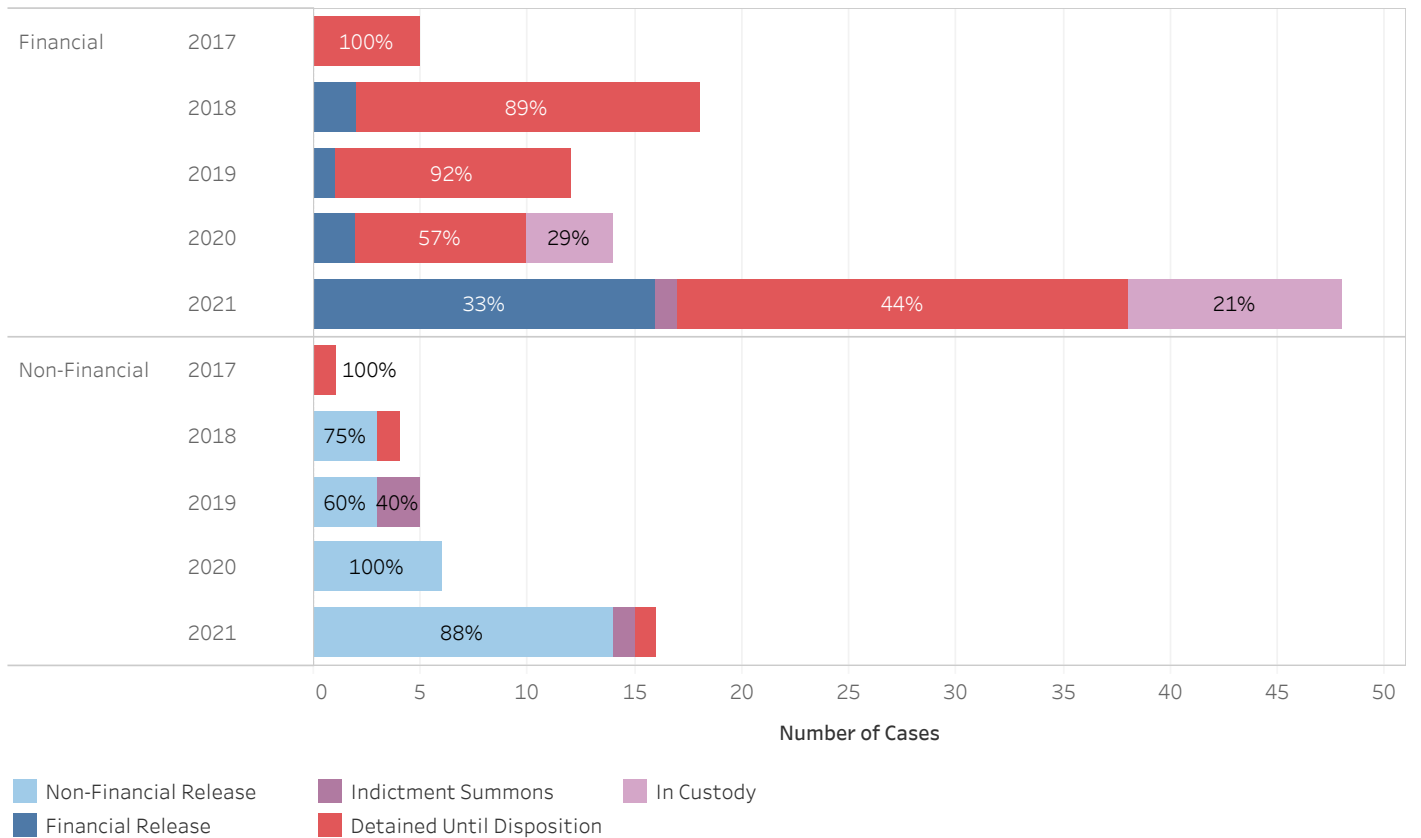


Circuit Court Cases Booked CY 17-21 LINCOLN COUNTY

Circuit Court Release Decision (Bond) Percentage by Year of Case Booking



Number of Circuit Court Cases and Release Outcome for Financial and Non-Financial Bonds  
(Excludes Administrative Release, Release Not Offered, and No Judicial Presentation)



\* Data provided from the Pretrial Information Management System.

\* A single release bond may apply to multiple cases.

\* A single case may have multiple different bonds set over time. Only the most recent release bond is reported for each case.



**ADMINISTRATIVE OFFICE OF THE COURTS  
Research and Statistics**

19\_PINS8007

**Circuit Court Cases Booked CY 17-21 LINCOLN COUNTY**

Circuit Court Release Decision and Release Outcome by Year of Case Booking

Year of Date Booked	Release Outcome	Release Decision					Grand Total
		Administrative Release	Non-Financial	Financial	Release Not Offered	No Judicial Presentation	
2017	Detained Until Disposition		1	5	2		8
	Total		1	5	2		8
2018	Non-Financial Release		3				3
	Financial Release			2			2
	Detained Until Disposition		1	16	5		22
	Total		4	18	5		27
2019	Non-Financial Release		3				3
	Financial Release			1			1
	Indictment Summons		2				2
	Detained Until Disposition			11	1	3	15
	Total		5	12	1	3	21
2020	Administrative Release	2					2
	Non-Financial Release		6				6
	Financial Release			2			2
	Detained Until Disposition			8	4		12
	In Custody			4			4
	Total	2	6	14	4		26
2021	Administrative Release	2					2
	Non-Financial Release		14				14
	Financial Release			16			16
	Indictment Summons		1	1			2
	Detained Until Disposition		1	21	8	2	32
	In Custody			10			10
	Total	2	16	48	8	2	76

\* Data provided from the Pretrial Information Management System.

\* A single release bond may apply to multiple cases.

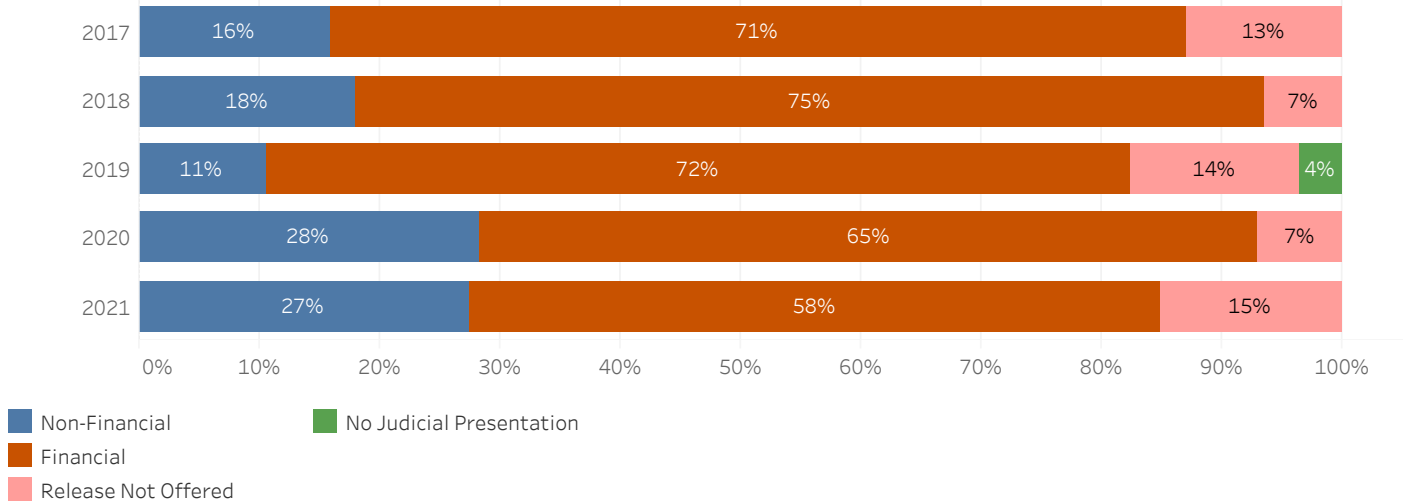
\* A single case may have multiple different bonds set over time. Only the most recent release bond is reported for each case.



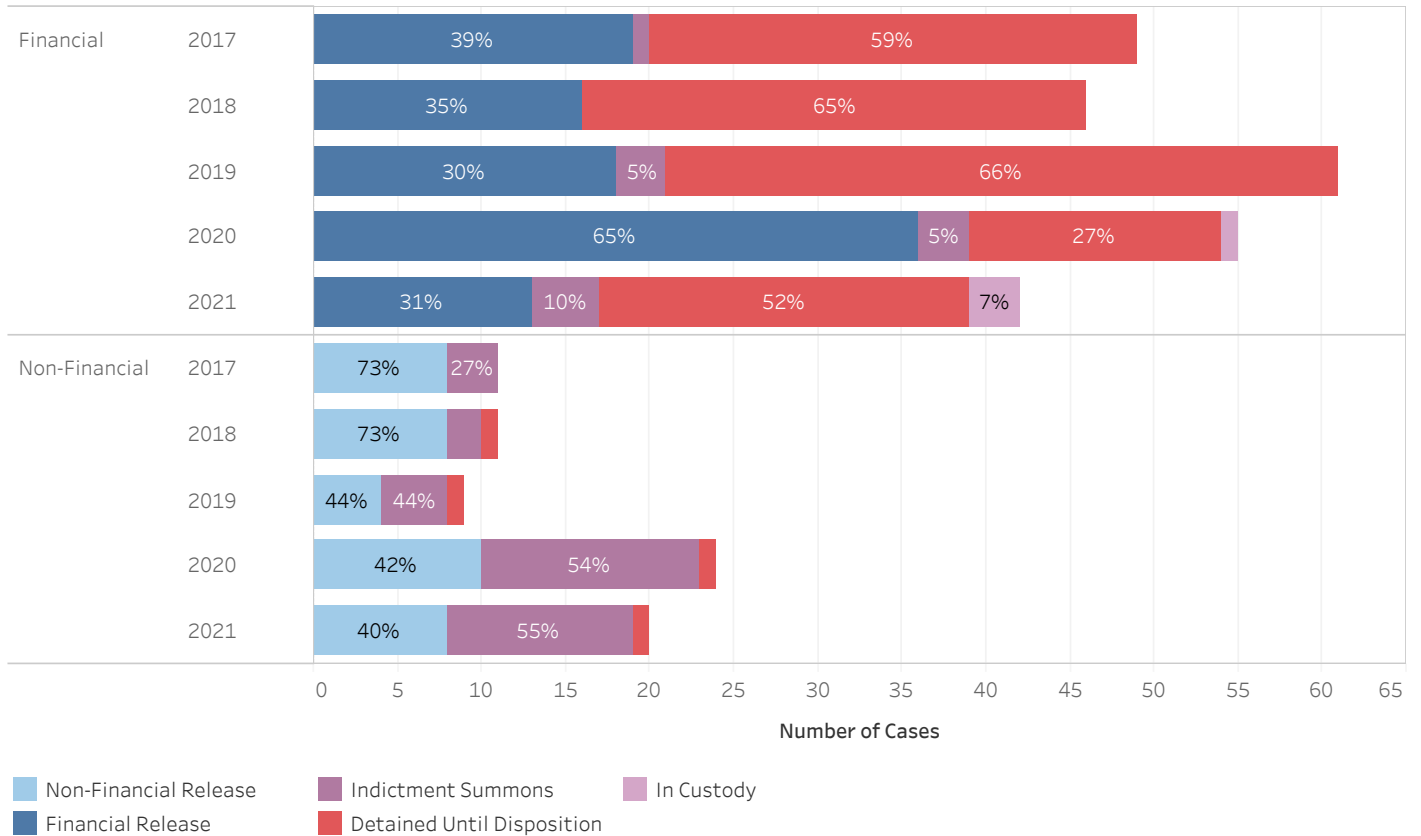
ADMINISTRATIVE OFFICE OF THE COURTS  
Research and Statistics

Circuit Court Cases Booked CY 17-21 LIVINGSTON COUNTY

Circuit Court Release Decision (Bond) Percentage by Year of Case Booking



Number of Circuit Court Cases and Release Outcome for Financial and Non-Financial Bonds  
(Excludes Administrative Release, Release Not Offered, and No Judicial Presentation)



\* Data provided from the Pretrial Information Management System.

\* A single release bond may apply to multiple cases.

\* A single case may have multiple different bonds set over time. Only the most recent release bond is reported for each case.





**ADMINISTRATIVE OFFICE OF THE COURTS  
Research and Statistics**

19\_PINS8007

**Circuit Court Cases Booked CY 17-21 LIVINGSTON COUNTY**

Circuit Court Release Decision and Release Outcome by Year of Case Booking

Year of Date Booked	Release Outcome	Release Decision			Grand Total
		Non-Financial	Financial	Release Not Offered No Judicial Presentation	
2017	Non-Financial Release	8			8
	Financial Release		19		19
	Indictment Summons	3	1		4
	Detained Until Disposition		29	9	38
	<b>Total</b>	<b>11</b>	<b>49</b>	<b>9</b>	<b>69</b>
2018	Non-Financial Release	8			8
	Financial Release		16		16
	Indictment Summons	2			2
	Detained Until Disposition	1	30	4	35
	<b>Total</b>	<b>11</b>	<b>46</b>	<b>4</b>	<b>61</b>
2019	Non-Financial Release	4			4
	Financial Release		18		18
	Indictment Summons	4	3		7
	Detained Until Disposition	1	40	12	56
	<b>Total</b>	<b>9</b>	<b>61</b>	<b>12</b>	<b>85</b>
2020	Non-Financial Release	10			10
	Financial Release		36		36
	Indictment Summons	13	3		16
	Detained Until Disposition	1	15	6	22
	In Custody		1		1
	<b>Total</b>	<b>24</b>	<b>55</b>	<b>6</b>	<b>85</b>
2021	Non-Financial Release	8			8
	Financial Release		13		13
	Indictment Summons	11	4		15
	Detained Until Disposition	1	22	11	34
	In Custody		3		3
	<b>Total</b>	<b>20</b>	<b>42</b>	<b>11</b>	<b>73</b>

\* Data provided from the Pretrial Information Management System.

\* A single release bond may apply to multiple cases.

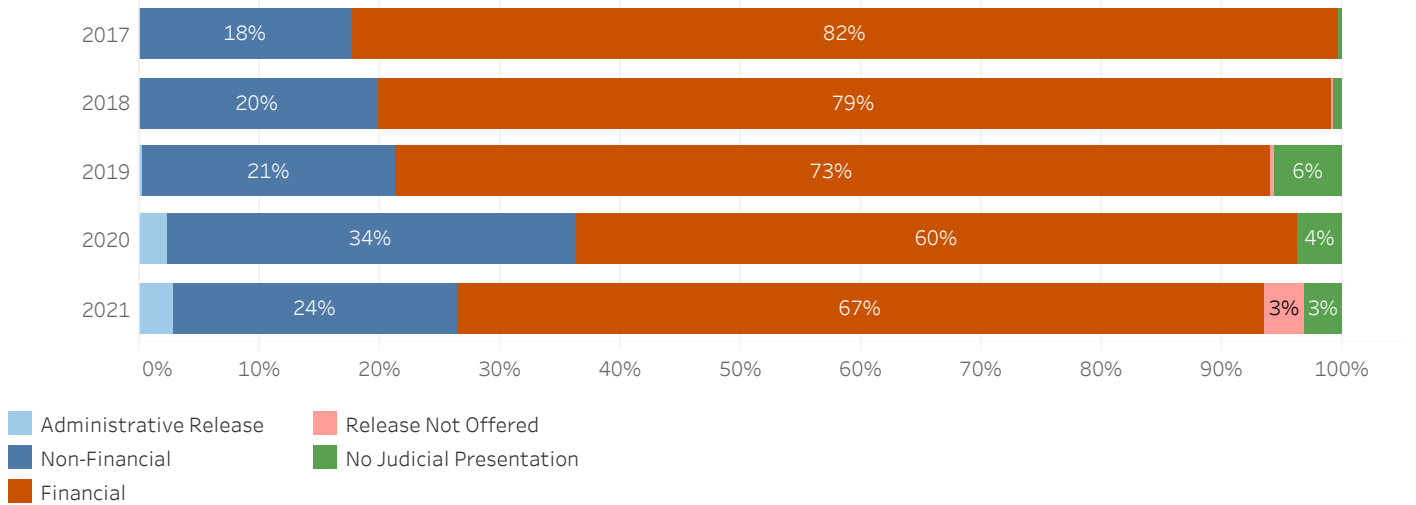
\* A single case may have multiple different bonds set over time. Only the most recent release bond is reported for each case.



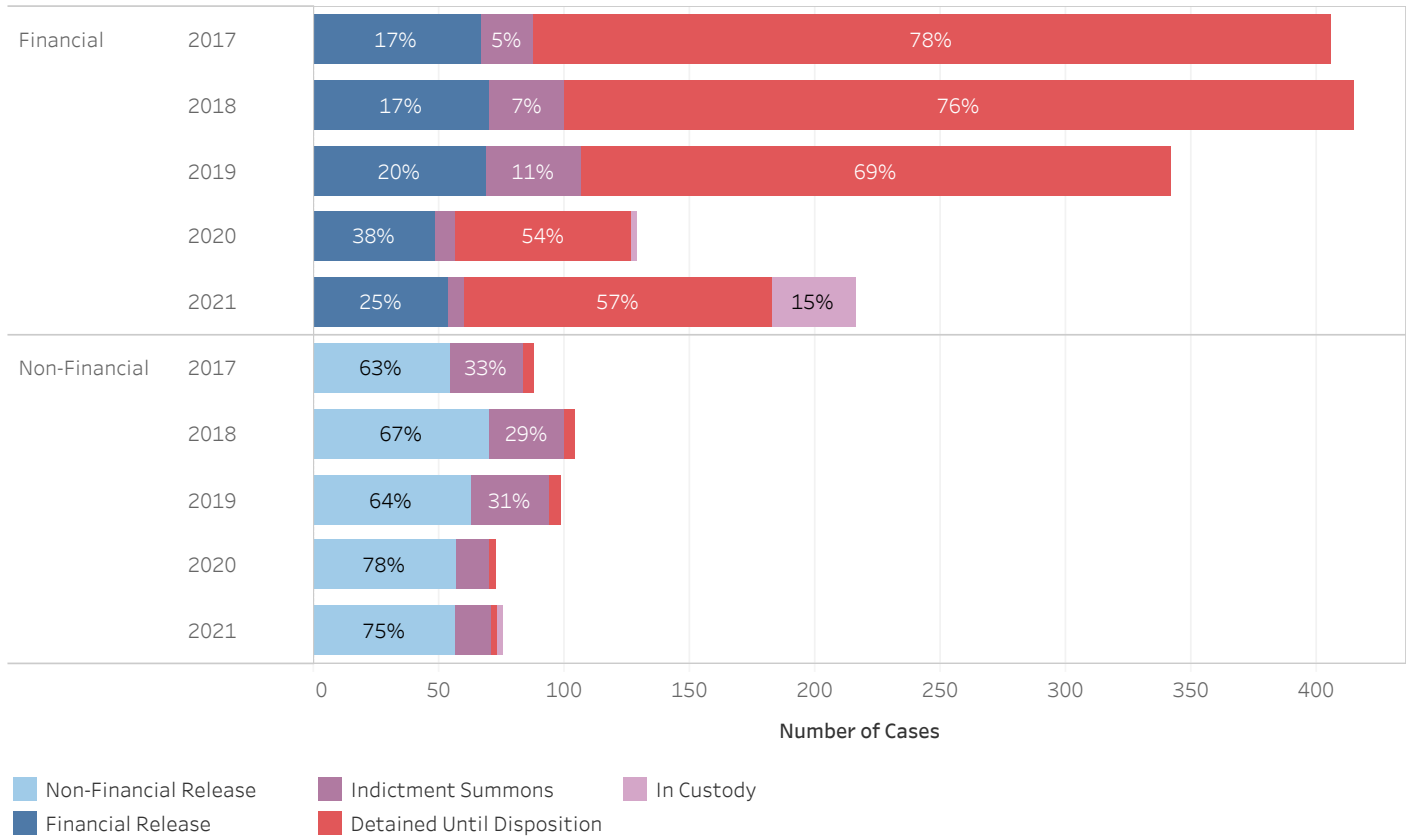
ADMINISTRATIVE OFFICE OF THE COURTS  
Research and Statistics

Circuit Court Cases Booked CY 17-21 LOGAN COUNTY

Circuit Court Release Decision (Bond) Percentage by Year of Case Booking



Number of Circuit Court Cases and Release Outcome for Financial and Non-Financial Bonds  
(Excludes Administrative Release, Release Not Offered, and No Judicial Presentation)



\* Data provided from the Pretrial Information Management System.

\* A single release bond may apply to multiple cases.

\* A single case may have multiple different bonds set over time. Only the most recent release bond is reported for each case.



**ADMINISTRATIVE OFFICE OF THE COURTS  
Research and Statistics**

19\_PINS8007

**Circuit Court Cases Booked CY 17-21 LOGAN COUNTY**

Circuit Court Release Decision and Release Outcome by Year of Case Booking

Year of Date Booked	Release Outcome	Release Decision					Grand Total
		Administrative Release	Non-Financial	Financial	Release Not Offered	No Judicial Presentation	
2017	Non-Financial Release		55				55
	Financial Release			67			67
	Indictment Summons		29	21			50
	Detained Until Disposition		4	318		2	324
	<b>Total</b>		<b>88</b>	<b>406</b>		<b>2</b>	<b>496</b>
2018	Non-Financial Release		70				70
	Financial Release			70			70
	Indictment Summons		30	30			60
	Detained Until Disposition		4	315	1	4	324
	<b>Total</b>		<b>104</b>	<b>415</b>	<b>1</b>	<b>4</b>	<b>524</b>
2019	Administrative Release	1					1
	Non-Financial Release		63				63
	Financial Release			69			69
	Indictment Summons		31	38			69
	Detained Until Disposition		5	235	1	27	268
	<b>Total</b>	<b>1</b>	<b>99</b>	<b>342</b>	<b>1</b>	<b>27</b>	<b>470</b>
2020	Administrative Release	4					4
	Non-Financial Release		57				57
	Financial Release			49			49
	Indictment Summons		13	8			21
	Detained Until Disposition	1	3	70		8	82
	In Custody			2			2
<b>Total</b>	<b>5</b>	<b>73</b>	<b>129</b>		<b>8</b>	<b>215</b>	
2021	Administrative Release	8					8
	Non-Financial Release		57				57
	Financial Release			54			54
	Indictment Summons		14	6			20
	Detained Until Disposition	1	3	123	10	10	147
	In Custody		2	33	1		36
<b>Total</b>	<b>9</b>	<b>76</b>	<b>216</b>	<b>11</b>	<b>10</b>	<b>322</b>	

\* Data provided from the Pretrial Information Management System.

\* A single release bond may apply to multiple cases.

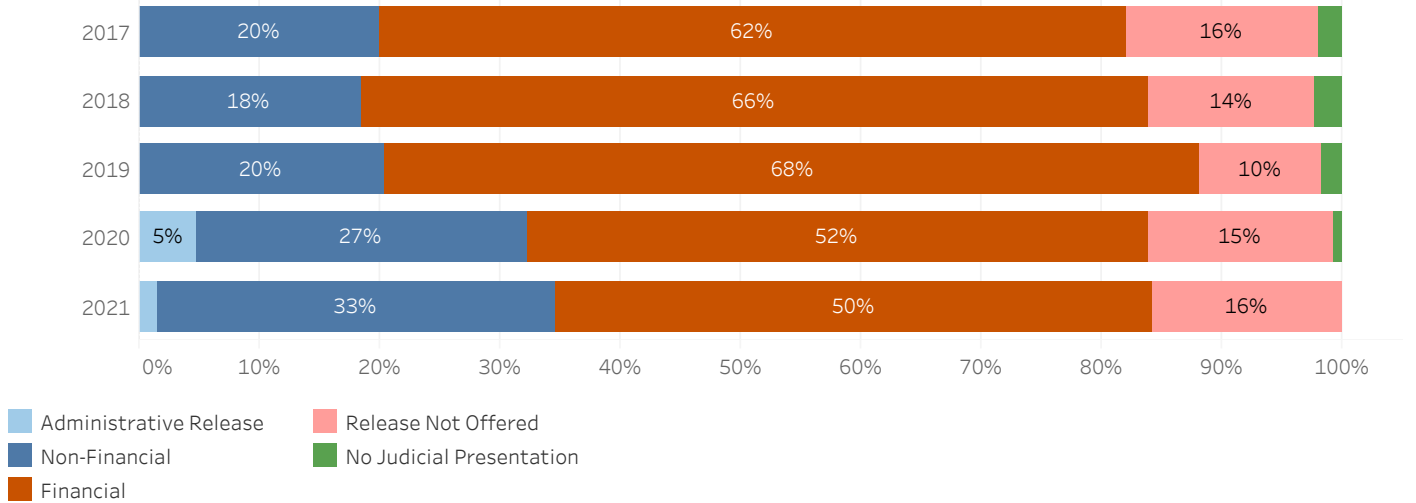
\* A single case may have multiple different bonds set over time. Only the most recent release bond is reported for each case.



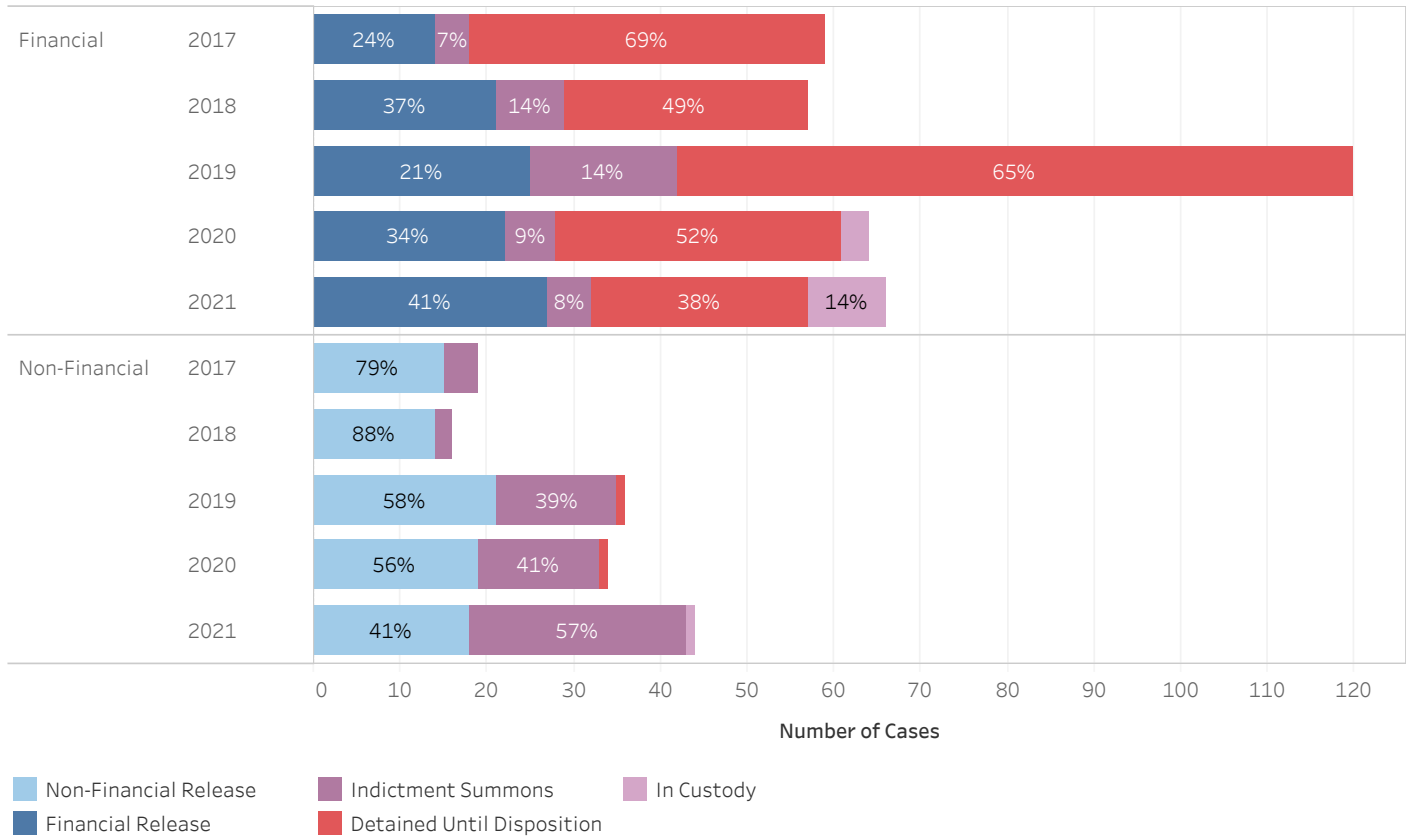
ADMINISTRATIVE OFFICE OF THE COURTS  
Research and Statistics

Circuit Court Cases Booked CY 17-21 LYON COUNTY

Circuit Court Release Decision (Bond) Percentage by Year of Case Booking



Number of Circuit Court Cases and Release Outcome for Financial and Non-Financial Bonds  
(Excludes Administrative Release, Release Not Offered, and No Judicial Presentation)



\* Data provided from the Pretrial Information Management System.

\* A single release bond may apply to multiple cases.

\* A single case may have multiple different bonds set over time. Only the most recent release bond is reported for each case.



**ADMINISTRATIVE OFFICE OF THE COURTS  
Research and Statistics**

19\_PINS8007

**Circuit Court Cases Booked CY 17-21 LYON COUNTY**

Circuit Court Release Decision and Release Outcome by Year of Case Booking

Year of Date Booked	Release Outcome	Release Decision					Grand Total
		Administrative Release	Non-Financial	Financial	Release Not Offered	No Judicial Presentation	
2017	Non-Financial Release		15				15
	Financial Release			14			14
	Indictment Summons		4	4			8
	Detained Until Disposition			41	15	2	58
	<b>Total</b>		<b>19</b>	<b>59</b>	<b>15</b>	<b>2</b>	<b>95</b>
2018	Non-Financial Release		14				14
	Financial Release			21			21
	Indictment Summons		2	8			10
	Detained Until Disposition			28	12	2	42
	<b>Total</b>		<b>16</b>	<b>57</b>	<b>12</b>	<b>2</b>	<b>87</b>
2019	Non-Financial Release		21				21
	Financial Release			25			25
	Indictment Summons		14	17			31
	Detained Until Disposition		1	78	18	3	100
	<b>Total</b>		<b>36</b>	<b>120</b>	<b>18</b>	<b>3</b>	<b>177</b>
2020	Administrative Release	5					5
	Non-Financial Release		19				19
	Financial Release			22			22
	Indictment Summons		14	6			20
	Detained Until Disposition	1	1	33	18	1	54
	In Custody			3	1		4
	<b>Total</b>	<b>6</b>	<b>34</b>	<b>64</b>	<b>19</b>	<b>1</b>	<b>124</b>
2021	Administrative Release	1					1
	Non-Financial Release		18				18
	Financial Release			27			27
	Indictment Summons		25	5			30
	Detained Until Disposition	1		25	20		46
	In Custody		1	9	1		11
	<b>Total</b>	<b>2</b>	<b>44</b>	<b>66</b>	<b>21</b>		<b>133</b>

\* Data provided from the Pretrial Information Management System.

\* A single release bond may apply to multiple cases.

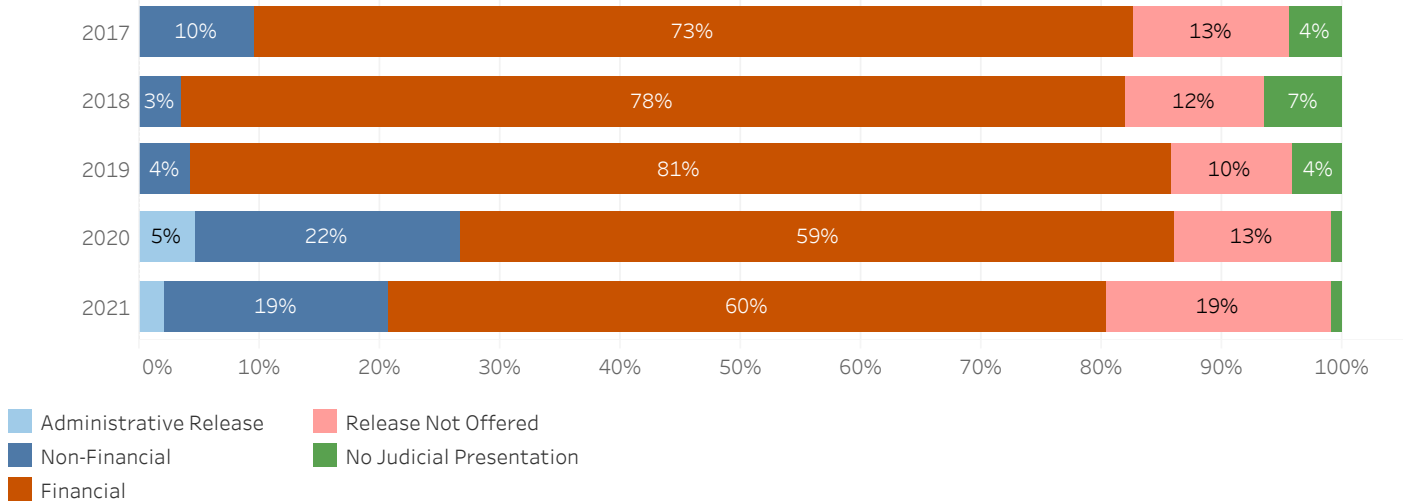
\* A single case may have multiple different bonds set over time. Only the most recent release bond is reported for each case.



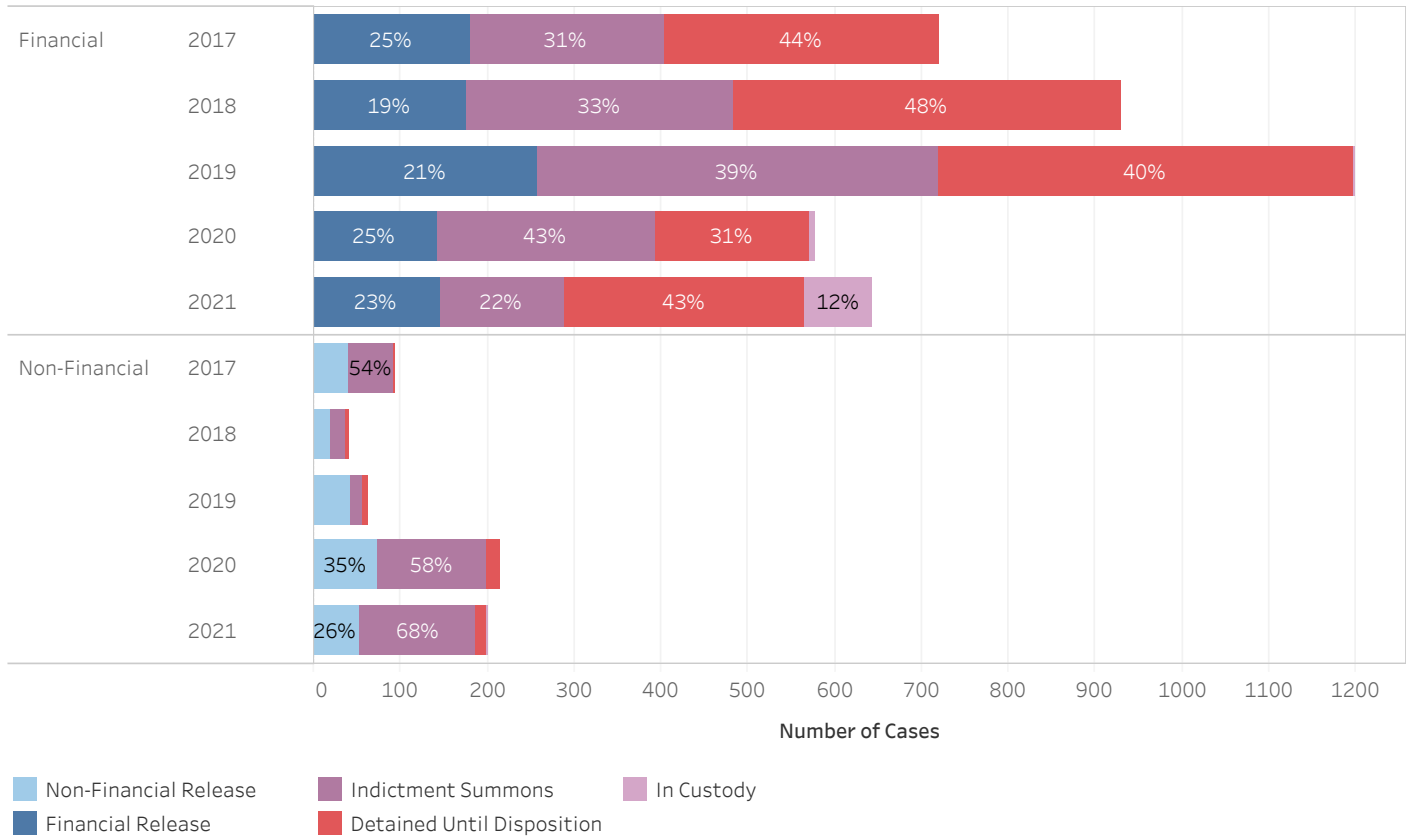
ADMINISTRATIVE OFFICE OF THE COURTS  
Research and Statistics

Circuit Court Cases Booked CY 17-21 MCCracken COUNTY

Circuit Court Release Decision (Bond) Percentage by Year of Case Booking



Number of Circuit Court Cases and Release Outcome for Financial and Non-Financial Bonds  
(Excludes Administrative Release, Release Not Offered, and No Judicial Presentation)



\* Data provided from the Pretrial Information Management System.

\* A single release bond may apply to multiple cases.

\* A single case may have multiple different bonds set over time. Only the most recent release bond is reported for each case.



**ADMINISTRATIVE OFFICE OF THE COURTS  
Research and Statistics**

19\_PINS8007

**Circuit Court Cases Booked CY 17-21 MCCracken COUNTY**

Circuit Court Release Decision and Release Outcome by Year of Case Booking

Year of Date Booked	Release Outcome	Release Decision					Grand Total
		Administrative Release	Non-Financial	Financial	Release Not Offered	No Judicial Presentation	
2017	Non-Financial Release		41				41
	Financial Release			182			182
	Indictment Summons		51	221			272
	Detained Until Disposition		2	316	128	43	489
	<b>Total</b>		<b>94</b>	<b>719</b>	<b>128</b>	<b>43</b>	<b>984</b>
2018	Non-Financial Release		19				19
	Financial Release			175			175
	Indictment Summons		19	309			328
	Detained Until Disposition		3	447	137	78	665
	<b>Total</b>		<b>41</b>	<b>931</b>	<b>137</b>	<b>78</b>	<b>1,187</b>
2019	Administrative Release	1					1
	Non-Financial Release		43				43
	Financial Release			257			257
	Indictment Summons		14	462			476
	Detained Until Disposition		5	478	147	62	692
	In Custody			1			1
	<b>Total</b>	<b>1</b>	<b>62</b>	<b>1,198</b>	<b>147</b>	<b>62</b>	<b>1,470</b>
2020	Administrative Release	24					24
	Non-Financial Release		75				75
	Financial Release			143			143
	Indictment Summons		124	251			375
	Detained Until Disposition	21	16	178	127	9	351
	In Custody			6			6
	<b>Total</b>	<b>45</b>	<b>215</b>	<b>578</b>	<b>127</b>	<b>9</b>	<b>974</b>
2021	Administrative Release	20					20
	Non-Financial Release		52				52
	Financial Release			147			147
	Indictment Summons		136	142			278
	Detained Until Disposition	2	11	276	184	8	481
	In Custody		1	78	17	2	98
	<b>Total</b>	<b>22</b>	<b>200</b>	<b>643</b>	<b>201</b>	<b>10</b>	<b>1,076</b>

\* Data provided from the Pretrial Information Management System.

\* A single release bond may apply to multiple cases.

\* A single case may have multiple different bonds set over time. Only the most recent release bond is reported for each case.

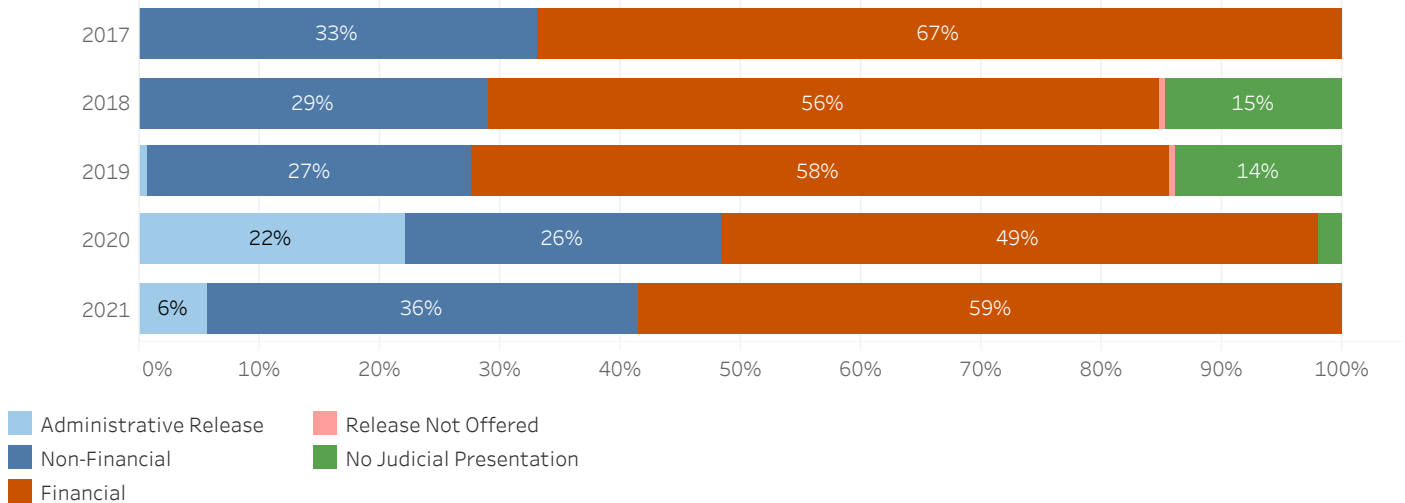


ADMINISTRATIVE OFFICE OF THE COURTS  
Research and Statistics

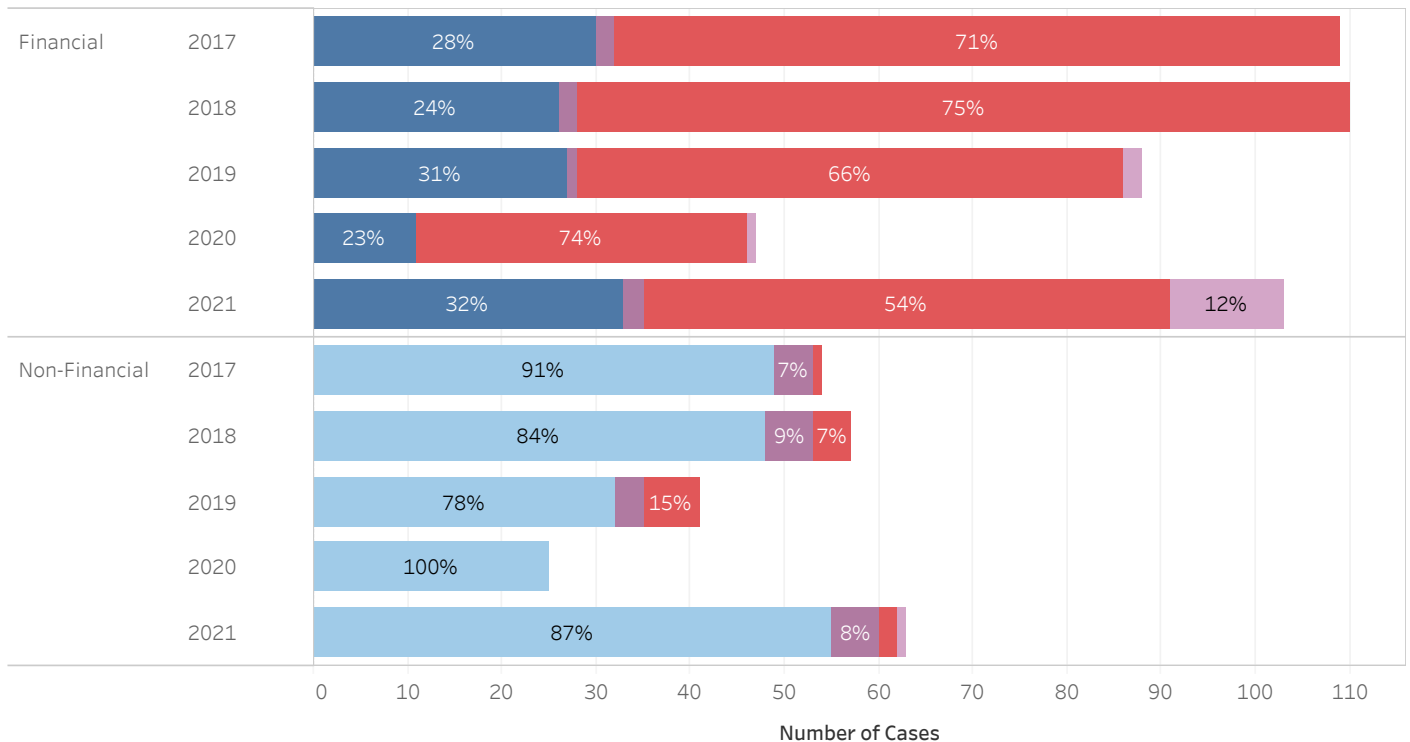
19\_PINS8007

Circuit Court Cases Booked CY 17-21 MCCREARY COUNTY

Circuit Court Release Decision (Bond) Percentage by Year of Case Booking



Number of Circuit Court Cases and Release Outcome for Financial and Non-Financial Bonds  
(Excludes Administrative Release, Release Not Offered, and No Judicial Presentation)



■ Non-Financial Release     ■ Indictment Summons     ■ In Custody  
■ Financial Release     ■ Detained Until Disposition

\* Data provided from the Pretrial Information Management System.  
 \* A single release bond may apply to multiple cases.  
 \* A single case may have multiple different bonds set over time. Only the most recent release bond is reported for each case.





**ADMINISTRATIVE OFFICE OF THE COURTS  
Research and Statistics**

19\_PINS8007

**Circuit Court Cases Booked CY 17-21 MCCRERY COUNTY**

Circuit Court Release Decision and Release Outcome by Year of Case Booking

Year of Date Booked	Release Outcome	Release Decision					Grand Total
		Administrative Release	Non-Financial	Financial	Release Not Offered	No Judicial Presentation	
2017	Non-Financial Release		49				49
	Financial Release			30			30
	Indictment Summons		4	2			6
	Detained Until Disposition		1	77			78
	<b>Total</b>		<b>54</b>	<b>109</b>			<b>163</b>
2018	Non-Financial Release		48				48
	Financial Release			26			26
	Indictment Summons		5	2			7
	Detained Until Disposition		4	82	1	29	116
	<b>Total</b>		<b>57</b>	<b>110</b>	<b>1</b>	<b>29</b>	<b>197</b>
2019	Administrative Release	1					1
	Non-Financial Release		32				32
	Financial Release			27			27
	Indictment Summons		3	1			4
	Detained Until Disposition		6	58	1	21	86
	In Custody			2			2
	<b>Total</b>	<b>1</b>	<b>41</b>	<b>88</b>	<b>1</b>	<b>21</b>	<b>152</b>
2020	Administrative Release	20					20
	Non-Financial Release		25				25
	Financial Release			11			11
	Detained Until Disposition	1		35		2	38
	In Custody			1			1
	<b>Total</b>	<b>21</b>	<b>25</b>	<b>47</b>		<b>2</b>	<b>95</b>
2021	Administrative Release	10					10
	Non-Financial Release		55				55
	Financial Release			33			33
	Indictment Summons		5	2			7
	Detained Until Disposition		2	56			58
	In Custody		1	12			13
	<b>Total</b>	<b>10</b>	<b>63</b>	<b>103</b>			<b>176</b>

\* Data provided from the Pretrial Information Management System.

\* A single release bond may apply to multiple cases.

\* A single case may have multiple different bonds set over time. Only the most recent release bond is reported for each case.

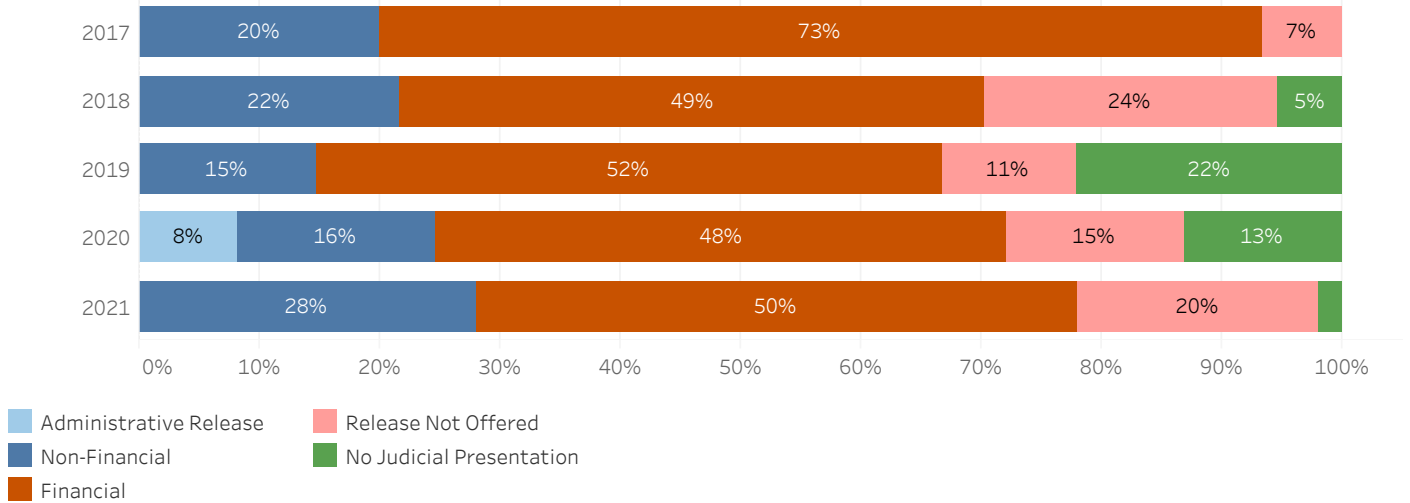


ADMINISTRATIVE OFFICE OF THE COURTS  
Research and Statistics

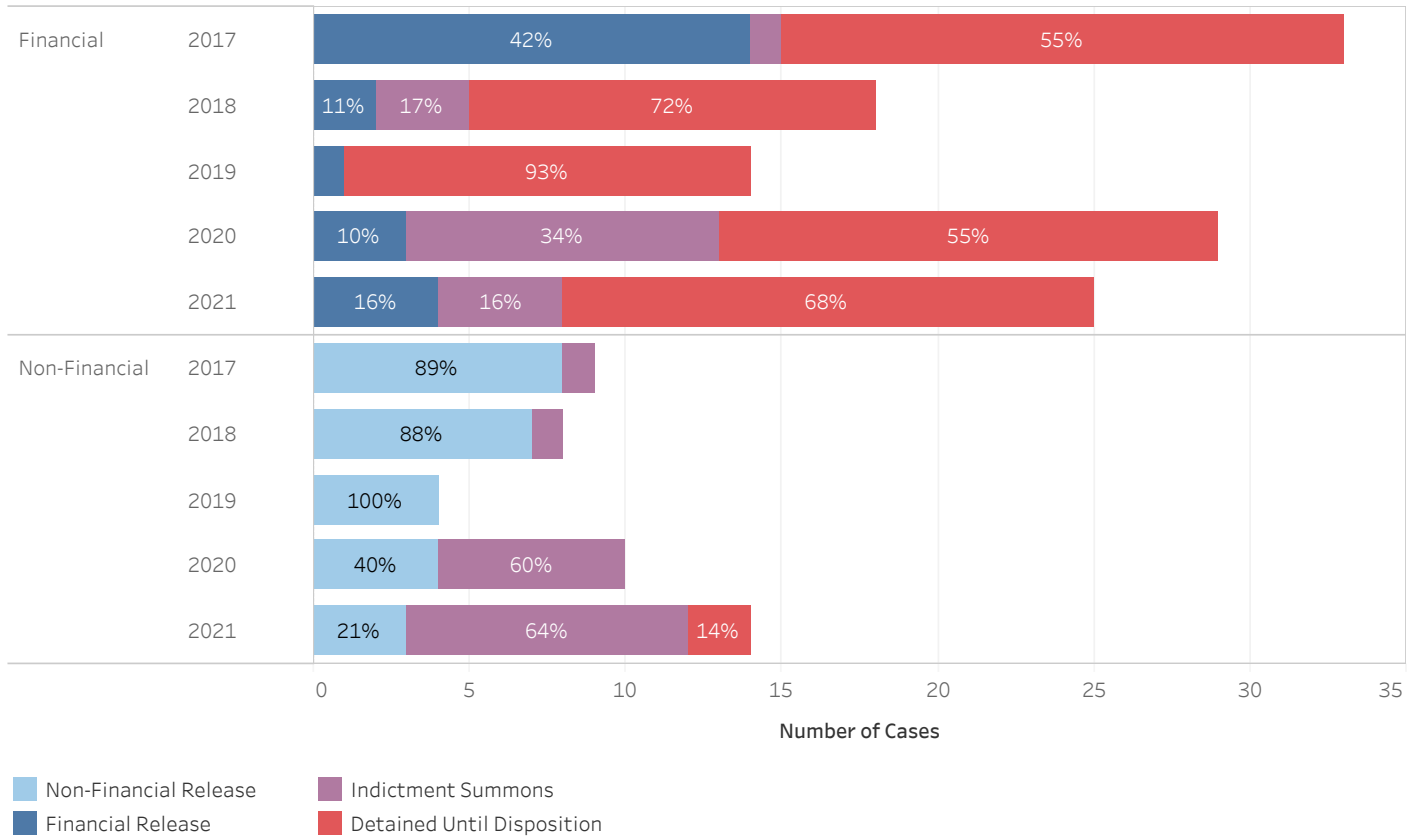
19\_PINS8007

Circuit Court Cases Booked CY 17-21 MCLEAN COUNTY

Circuit Court Release Decision (Bond) Percentage by Year of Case Booking



Number of Circuit Court Cases and Release Outcome for Financial and Non-Financial Bonds  
(Excludes Administrative Release, Release Not Offered, and No Judicial Presentation)



\* Data provided from the Pretrial Information Management System.

\* A single release bond may apply to multiple cases.

\* A single case may have multiple different bonds set over time. Only the most recent release bond is reported for each case.



**ADMINISTRATIVE OFFICE OF THE COURTS  
Research and Statistics**

19\_PINS8007

**Circuit Court Cases Booked CY 17-21 MCLEAN COUNTY**

Circuit Court Release Decision and Release Outcome by Year of Case Booking

Year of Date Booked	Release Outcome	Release Decision					Grand Total
		Administrative Release	Non-Financial	Financial	Release Not Offered	No Judicial Presentation	
2017	Non-Financial Release		8				8
	Financial Release			14			14
	Indictment Summons		1	1			2
	Detained Until Disposition			18	3		21
	<b>Total</b>		<b>9</b>	<b>33</b>	<b>3</b>		<b>45</b>
2018	Non-Financial Release		7				7
	Financial Release			2			2
	Indictment Summons		1	3			4
	Detained Until Disposition			13	9	2	24
	<b>Total</b>		<b>8</b>	<b>18</b>	<b>9</b>	<b>2</b>	<b>37</b>
2019	Non-Financial Release		4				4
	Financial Release			1			1
	Detained Until Disposition			13	3	6	22
	<b>Total</b>		<b>4</b>	<b>14</b>	<b>3</b>	<b>6</b>	<b>27</b>
2020	Administrative Release	5					5
	Non-Financial Release		4				4
	Financial Release			3			3
	Indictment Summons		6	10			16
	Detained Until Disposition			16	9	8	33
	<b>Total</b>	<b>5</b>	<b>10</b>	<b>29</b>	<b>9</b>	<b>8</b>	<b>61</b>
2021	Non-Financial Release		3				3
	Financial Release			4			4
	Indictment Summons		9	4			13
	Detained Until Disposition		2	17	10	1	30
	<b>Total</b>		<b>14</b>	<b>25</b>	<b>10</b>	<b>1</b>	<b>50</b>

\* Data provided from the Pretrial Information Management System.

\* A single release bond may apply to multiple cases.

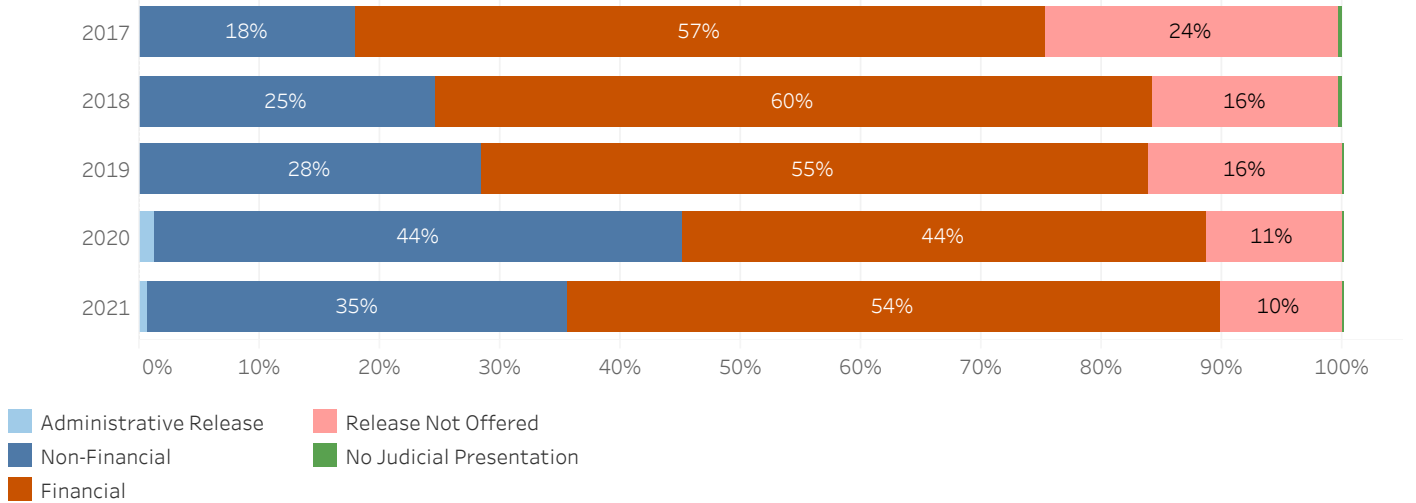
\* A single case may have multiple different bonds set over time. Only the most recent release bond is reported for each case.



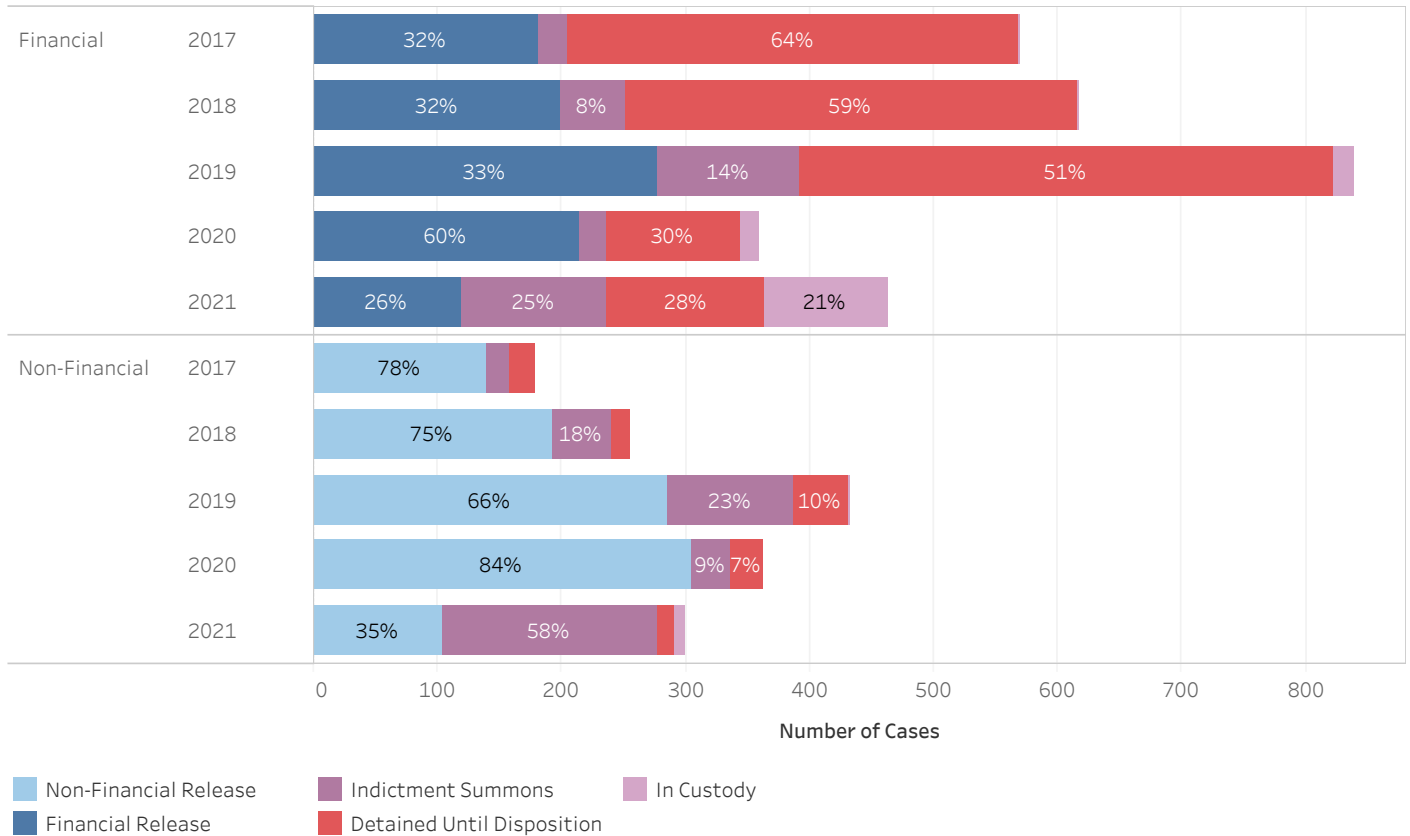
ADMINISTRATIVE OFFICE OF THE COURTS  
Research and Statistics

Circuit Court Cases Booked CY 17-21 MADISON COUNTY

Circuit Court Release Decision (Bond) Percentage by Year of Case Booking



Number of Circuit Court Cases and Release Outcome for Financial and Non-Financial Bonds  
(Excludes Administrative Release, Release Not Offered, and No Judicial Presentation)



\* Data provided from the Pretrial Information Management System.

\* A single release bond may apply to multiple cases.

\* A single case may have multiple different bonds set over time. Only the most recent release bond is reported for each case.



**ADMINISTRATIVE OFFICE OF THE COURTS  
Research and Statistics**

19\_PINS8007

**Circuit Court Cases Booked CY 17-21 MADISON COUNTY**

Circuit Court Release Decision and Release Outcome by Year of Case Booking

Year of Date Booked	Release Outcome	Release Decision					Grand Total
		Administrative Release	Non-Financial	Financial	Release Not Offered	No Judicial Presentation	
2017	Non-Financial Release		139				139
	Financial Release			182			182
	Indictment Summons		19	23			42
	Detained Until Disposition		21	363	242	3	629
	In Custody			2			2
	<b>Total</b>			<b>179</b>	<b>570</b>	<b>242</b>	<b>3</b>
2018	Non-Financial Release		193				193
	Financial Release			200			200
	Indictment Summons		47	51			98
	Detained Until Disposition		16	365	161	3	545
	In Custody			2			2
	<b>Total</b>			<b>256</b>	<b>618</b>	<b>161</b>	<b>3</b>
2019	Non-Financial Release		285				285
	Financial Release			277			277
	Indictment Summons		101	115			216
	Detained Until Disposition		45	430	244	1	720
	In Custody		1	17			18
	<b>Total</b>			<b>432</b>	<b>839</b>	<b>244</b>	<b>1</b>
2020	Administrative Release	11					11
	Non-Financial Release		305				305
	Financial Release			215			215
	Indictment Summons		31	21			52
	Detained Until Disposition		26	108	87	1	222
	In Custody			15	5		20
	<b>Total</b>	<b>11</b>	<b>362</b>	<b>359</b>	<b>92</b>	<b>1</b>	<b>825</b>
2021	Administrative Release	4					4
	Non-Financial Release		104				104
	Financial Release			119			119
	Indictment Summons		173	117			290
	Detained Until Disposition	2	14	128	62	1	207
	In Custody		8	99	24		131
	<b>Total</b>	<b>6</b>	<b>299</b>	<b>463</b>	<b>86</b>	<b>1</b>	<b>855</b>

\* Data provided from the Pretrial Information Management System.

\* A single release bond may apply to multiple cases.

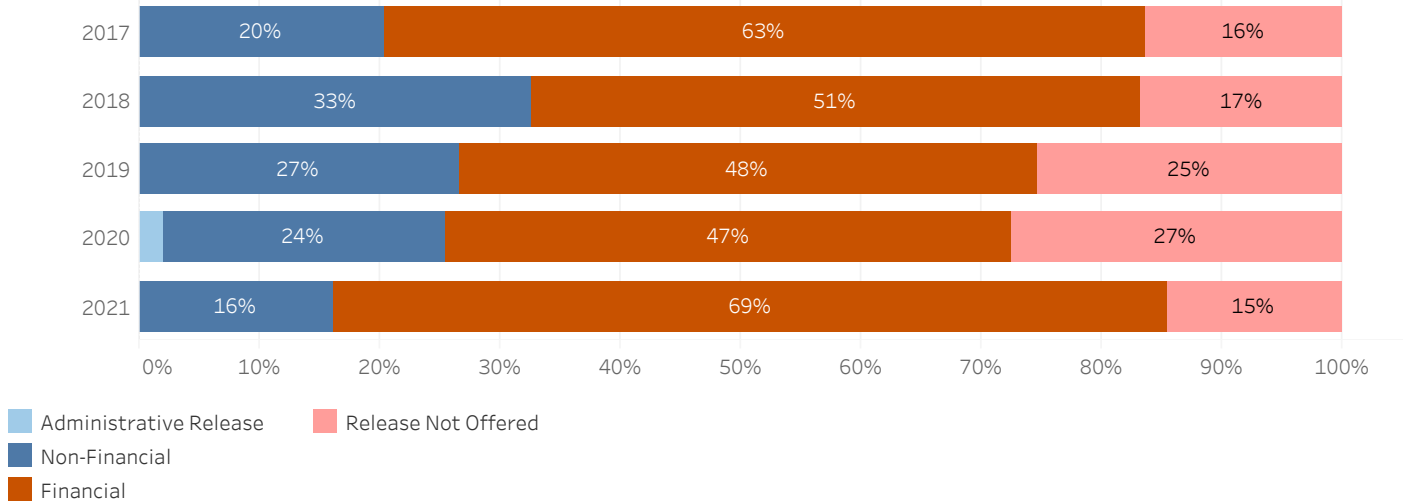
\* A single case may have multiple different bonds set over time. Only the most recent release bond is reported for each case.



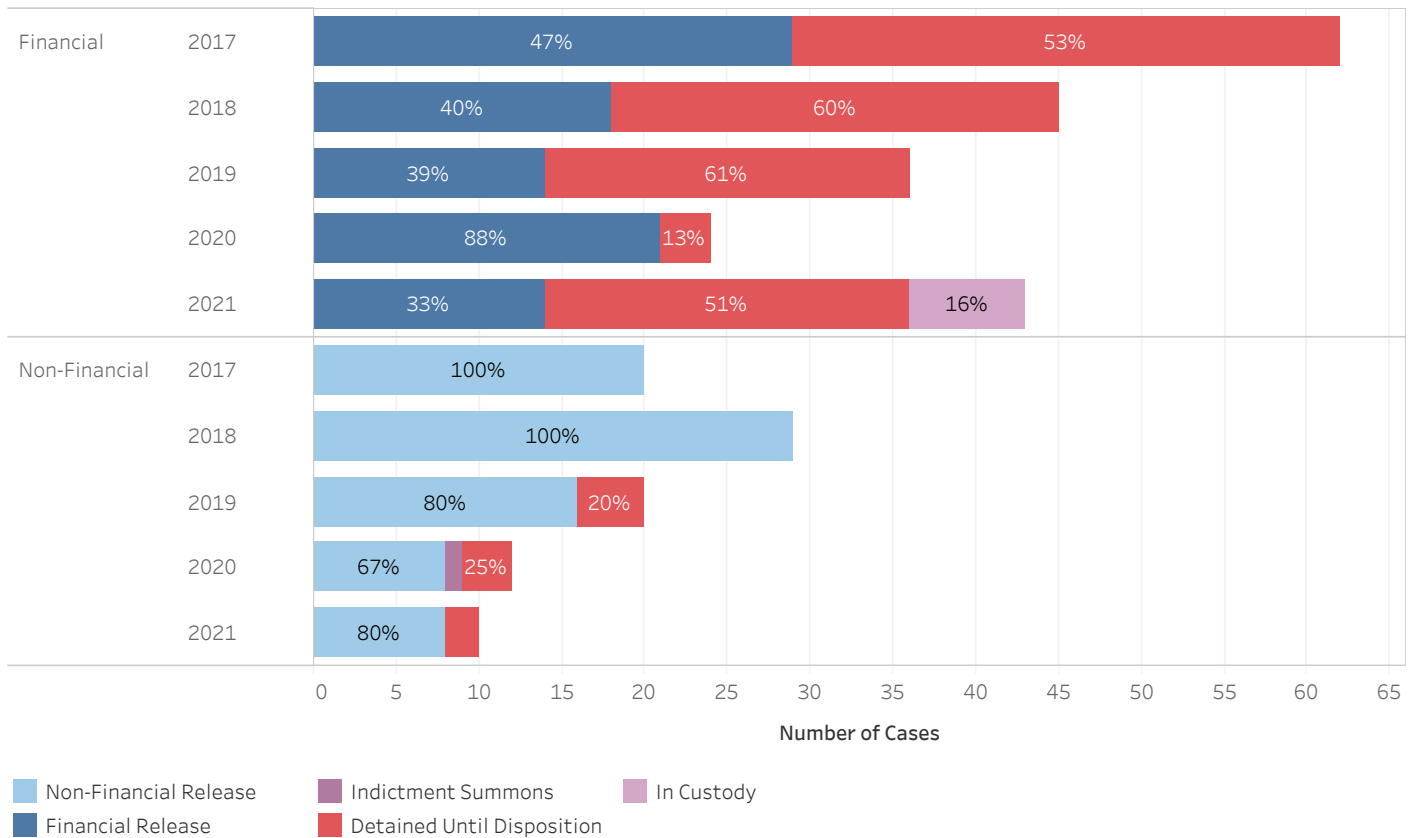
ADMINISTRATIVE OFFICE OF THE COURTS  
Research and Statistics

Circuit Court Cases Booked CY 17-21 MAGOFFIN COUNTY

Circuit Court Release Decision (Bond) Percentage by Year of Case Booking



Number of Circuit Court Cases and Release Outcome for Financial and Non-Financial Bonds  
(Excludes Administrative Release, Release Not Offered, and No Judicial Presentation)



\* Data provided from the Pretrial Information Management System.

\* A single release bond may apply to multiple cases.

\* A single case may have multiple different bonds set over time. Only the most recent release bond is reported for each case.



**ADMINISTRATIVE OFFICE OF THE COURTS  
Research and Statistics**

19\_PINS8007

**Circuit Court Cases Booked CY 17-21 MAGOFFIN COUNTY**

Circuit Court Release Decision and Release Outcome by Year of Case Booking

Year of Date Booked	Release Outcome	Release Decision			Grand Total	
		Administrative Release	Non-Financial	Financial		Release Not Offered
2017	Non-Financial Release		20		20	
	Financial Release			29	29	
	Detained Until Disposition			33	16	49
	<b>Total</b>		<b>20</b>	<b>62</b>	<b>16</b>	<b>98</b>
2018	Non-Financial Release		29		29	
	Financial Release			18	18	
	Detained Until Disposition			27	15	42
	<b>Total</b>		<b>29</b>	<b>45</b>	<b>15</b>	<b>89</b>
2019	Non-Financial Release		16		16	
	Financial Release			14	14	
	Detained Until Disposition		4	22	19	45
	<b>Total</b>		<b>20</b>	<b>36</b>	<b>19</b>	<b>75</b>
2020	Administrative Release	1				1
	Non-Financial Release		8			8
	Financial Release			21		21
	Indictment Summons		1			1
	Detained Until Disposition		3	3	14	20
	<b>Total</b>	<b>1</b>	<b>12</b>	<b>24</b>	<b>14</b>	<b>51</b>
2021	Non-Financial Release		8			8
	Financial Release			14		14
	Detained Until Disposition		2	22	9	33
	In Custody			7		7
	<b>Total</b>		<b>10</b>	<b>43</b>	<b>9</b>	<b>62</b>

\* Data provided from the Pretrial Information Management System.

\* A single release bond may apply to multiple cases.

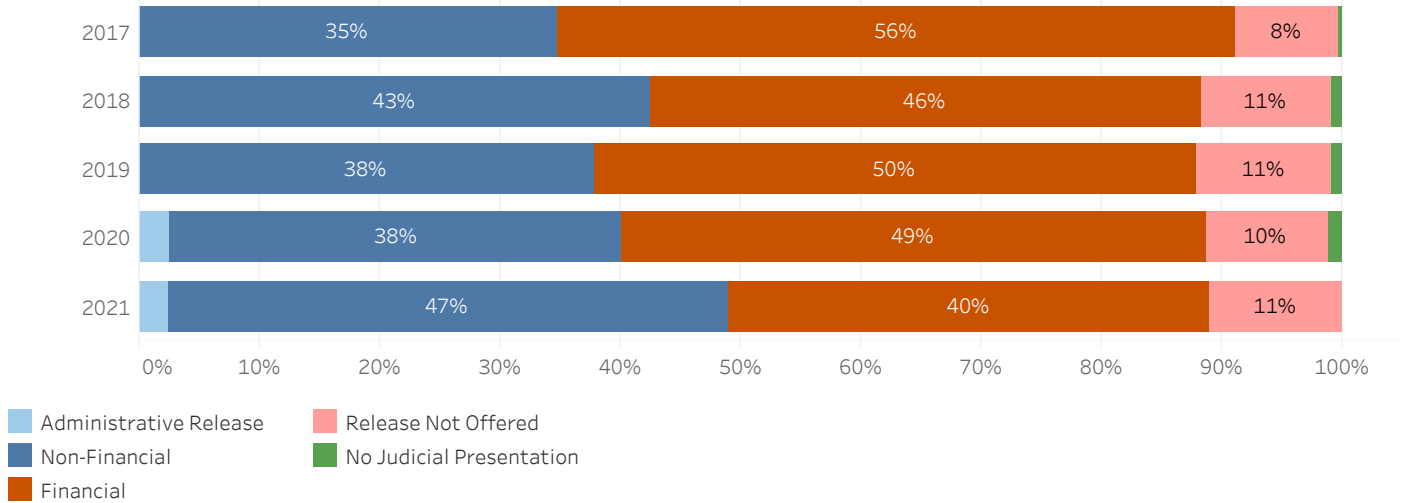
\* A single case may have multiple different bonds set over time. Only the most recent release bond is reported for each case.



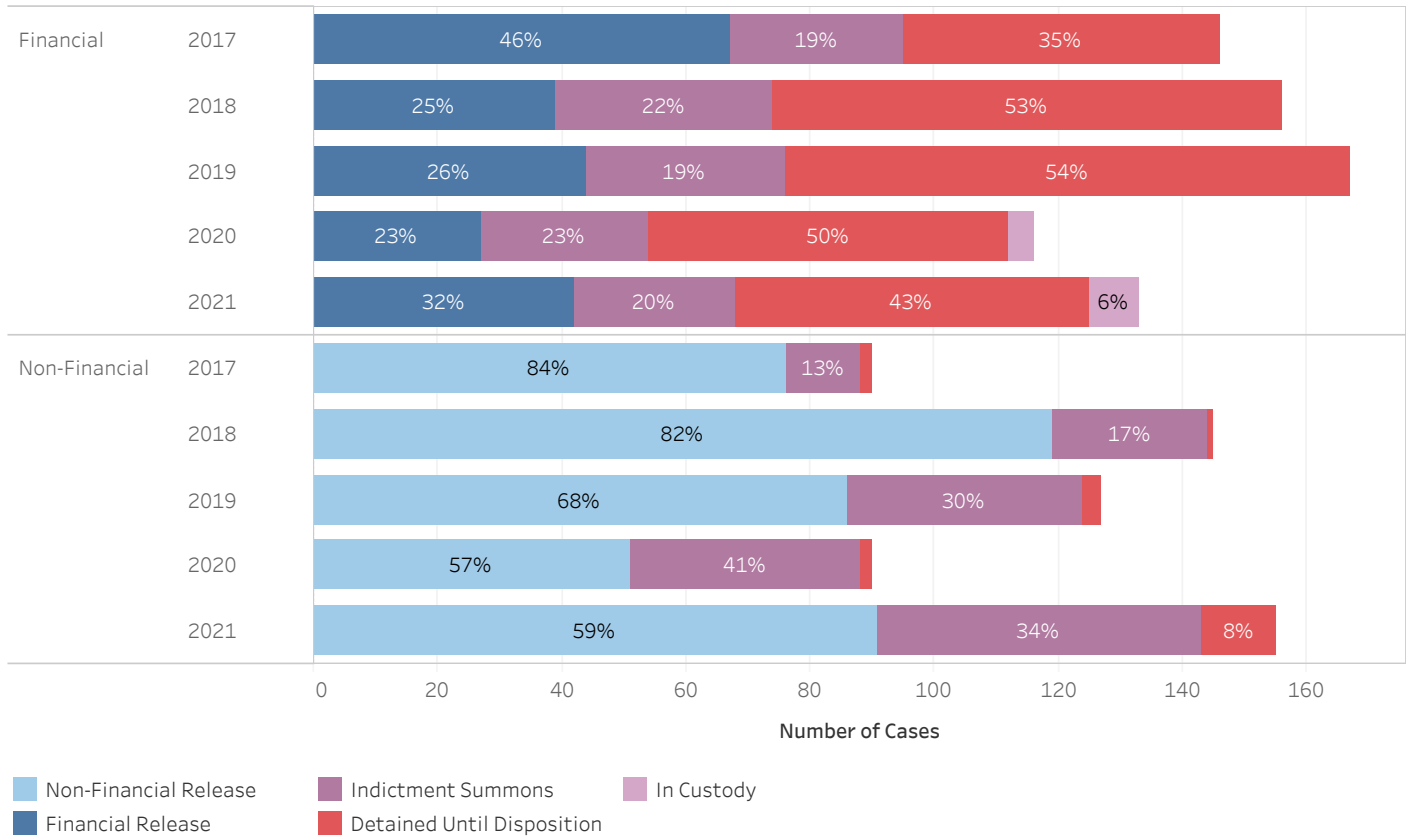
ADMINISTRATIVE OFFICE OF THE COURTS  
Research and Statistics

Circuit Court Cases Booked CY 17-21 MARION COUNTY

Circuit Court Release Decision (Bond) Percentage by Year of Case Booking



Number of Circuit Court Cases and Release Outcome for Financial and Non-Financial Bonds  
(Excludes Administrative Release, Release Not Offered, and No Judicial Presentation)



\* Data provided from the Pretrial Information Management System.

\* A single release bond may apply to multiple cases.

\* A single case may have multiple different bonds set over time. Only the most recent release bond is reported for each case.





**ADMINISTRATIVE OFFICE OF THE COURTS  
Research and Statistics**

19\_PINS8007

**Circuit Court Cases Booked CY 17-21 MARION COUNTY**

Circuit Court Release Decision and Release Outcome by Year of Case Booking

Year of Date Booked	Release Outcome	Release Decision					Grand Total
		Administrative Release	Non-Financial	Financial	Release Not Offered	No Judicial Presentation	
2017	Non-Financial Release		76				76
	Financial Release			67			67
	Indictment Summons		12	28			40
	Detained Until Disposition		2	51	22	1	76
	<b>Total</b>		<b>90</b>	<b>146</b>	<b>22</b>	<b>1</b>	<b>259</b>
2018	Non-Financial Release		119				119
	Financial Release			39			39
	Indictment Summons		25	35			60
	Detained Until Disposition		1	82	37	3	123
	<b>Total</b>		<b>145</b>	<b>156</b>	<b>37</b>	<b>3</b>	<b>341</b>
2019	Non-Financial Release		86				86
	Financial Release			44			44
	Indictment Summons		38	32			70
	Detained Until Disposition		3	91	38	3	135
	<b>Total</b>		<b>127</b>	<b>167</b>	<b>38</b>	<b>3</b>	<b>335</b>
2020	Administrative Release	4					4
	Non-Financial Release		51				51
	Financial Release			27			27
	Indictment Summons		37	27			64
	Detained Until Disposition	2	2	58	24	3	89
	In Custody			4			4
	<b>Total</b>	<b>6</b>	<b>90</b>	<b>116</b>	<b>24</b>	<b>3</b>	<b>239</b>
2021	Administrative Release	5					5
	Non-Financial Release		91				91
	Financial Release			42			42
	Indictment Summons		52	26			78
	Detained Until Disposition	3	12	57	37		109
	In Custody			8			8
	<b>Total</b>	<b>8</b>	<b>155</b>	<b>133</b>	<b>37</b>		<b>333</b>

\* Data provided from the Pretrial Information Management System.

\* A single release bond may apply to multiple cases.

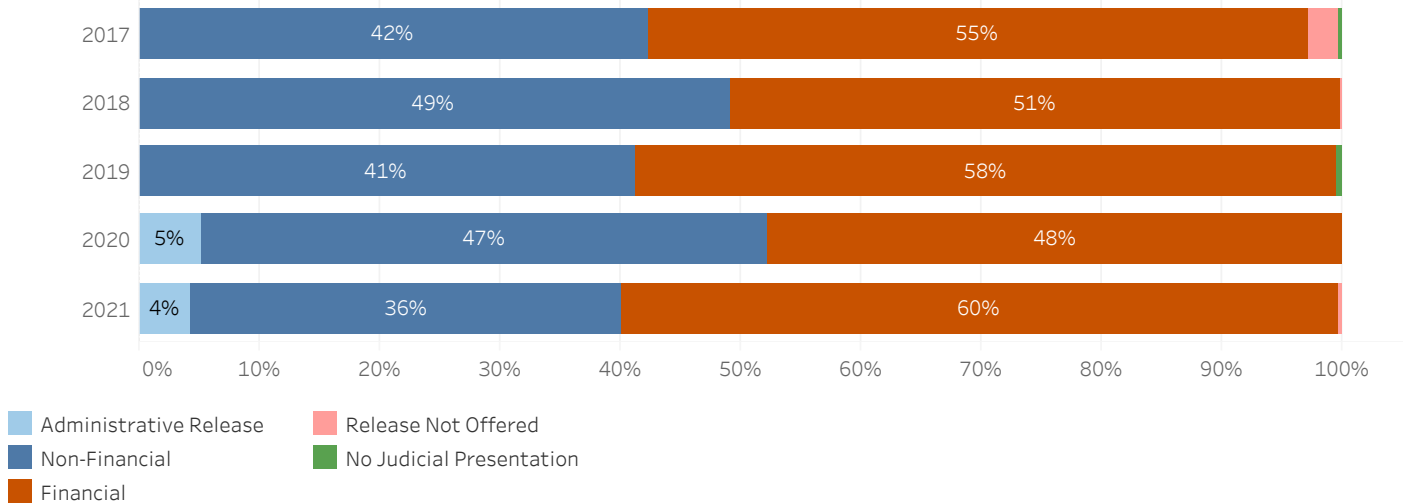
\* A single case may have multiple different bonds set over time. Only the most recent release bond is reported for each case.



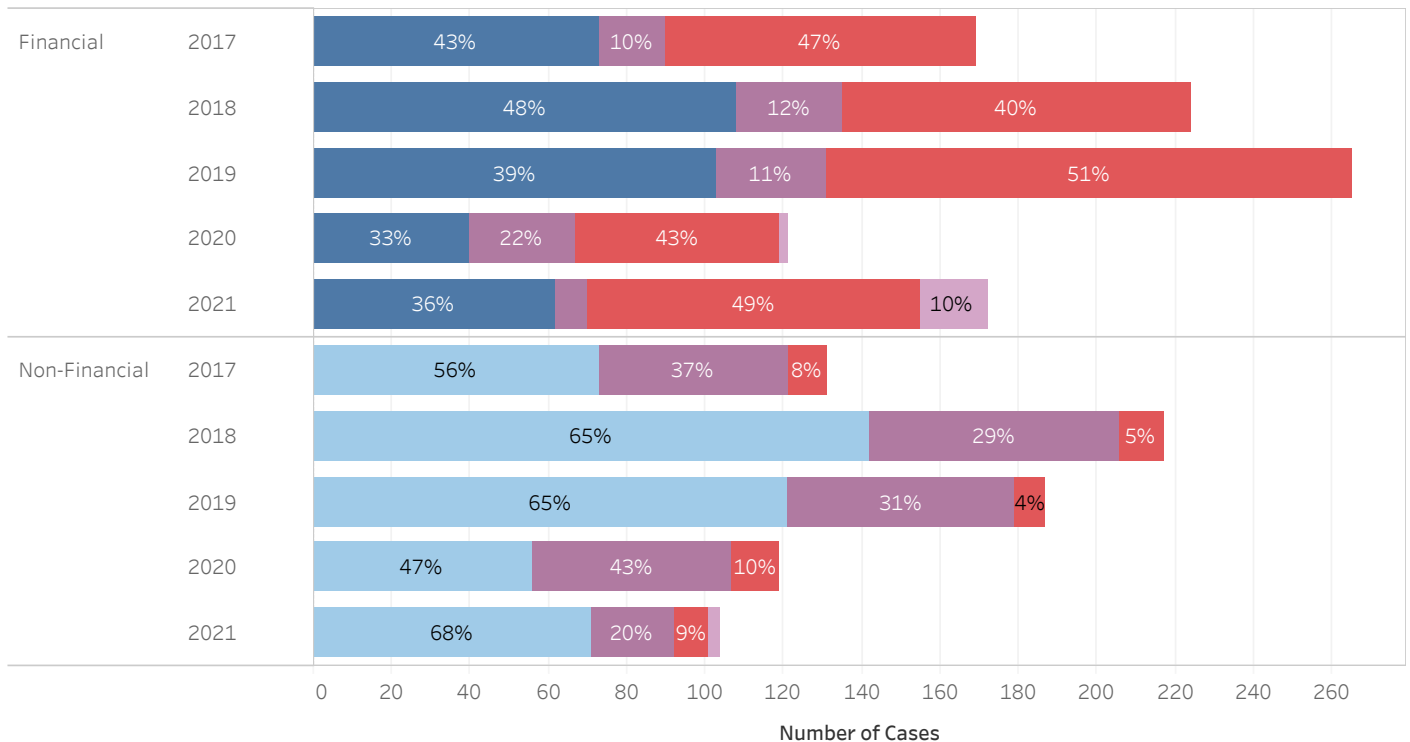
ADMINISTRATIVE OFFICE OF THE COURTS  
Research and Statistics

Circuit Court Cases Booked CY 17-21 MARSHALL COUNTY

Circuit Court Release Decision (Bond) Percentage by Year of Case Booking



Number of Circuit Court Cases and Release Outcome for Financial and Non-Financial Bonds  
(Excludes Administrative Release, Release Not Offered, and No Judicial Presentation)



■ Non-Financial Release     ■ Indictment Summons     ■ In Custody  
■ Financial Release     ■ Detained Until Disposition

\* Data provided from the Pretrial Information Management System.  
 \* A single release bond may apply to multiple cases.  
 \* A single case may have multiple different bonds set over time. Only the most recent release bond is reported for each case.



**ADMINISTRATIVE OFFICE OF THE COURTS  
Research and Statistics**

19\_PINS8007

**Circuit Court Cases Booked CY 17-21 MARSHALL COUNTY**

Circuit Court Release Decision and Release Outcome by Year of Case Booking

Year of Date Booked	Release Outcome	Release Decision					Grand Total
		Administrative Release	Non-Financial	Financial	Release Not Offered	No Judicial Presentation	
2017	Non-Financial Release		73				73
	Financial Release			73			73
	Indictment Summons		48	17			65
	Detained Until Disposition		10	79	8	1	98
	<b>Total</b>		<b>131</b>	<b>169</b>	<b>8</b>	<b>1</b>	<b>309</b>
2018	Non-Financial Release		142				142
	Financial Release			108			108
	Indictment Summons		64	27			91
	Detained Until Disposition		11	89	1		101
	<b>Total</b>		<b>217</b>	<b>224</b>	<b>1</b>		<b>442</b>
2019	Non-Financial Release		121				121
	Financial Release			103			103
	Indictment Summons		58	28			86
	Detained Until Disposition		8	134		2	144
	<b>Total</b>		<b>187</b>	<b>265</b>		<b>2</b>	<b>454</b>
2020	Administrative Release	12					12
	Non-Financial Release		56				56
	Financial Release			40			40
	Indictment Summons		51	27			78
	Detained Until Disposition	1	12	52			65
	In Custody			2			2
	<b>Total</b>	<b>13</b>	<b>119</b>	<b>121</b>			<b>253</b>
2021	Administrative Release	12					12
	Non-Financial Release		71				71
	Financial Release			62			62
	Indictment Summons		21	8			29
	Detained Until Disposition		9	85	1		95
	In Custody		3	17			20
	<b>Total</b>	<b>12</b>	<b>104</b>	<b>172</b>	<b>1</b>		<b>289</b>

\* Data provided from the Pretrial Information Management System.

\* A single release bond may apply to multiple cases.

\* A single case may have multiple different bonds set over time. Only the most recent release bond is reported for each case.

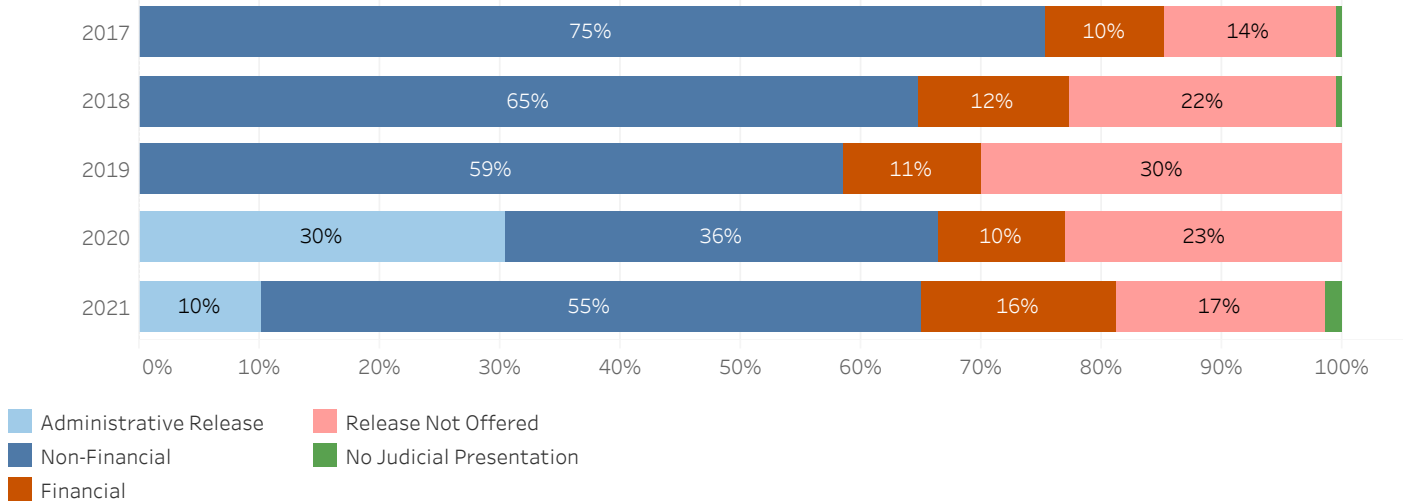


ADMINISTRATIVE OFFICE OF THE COURTS  
Research and Statistics

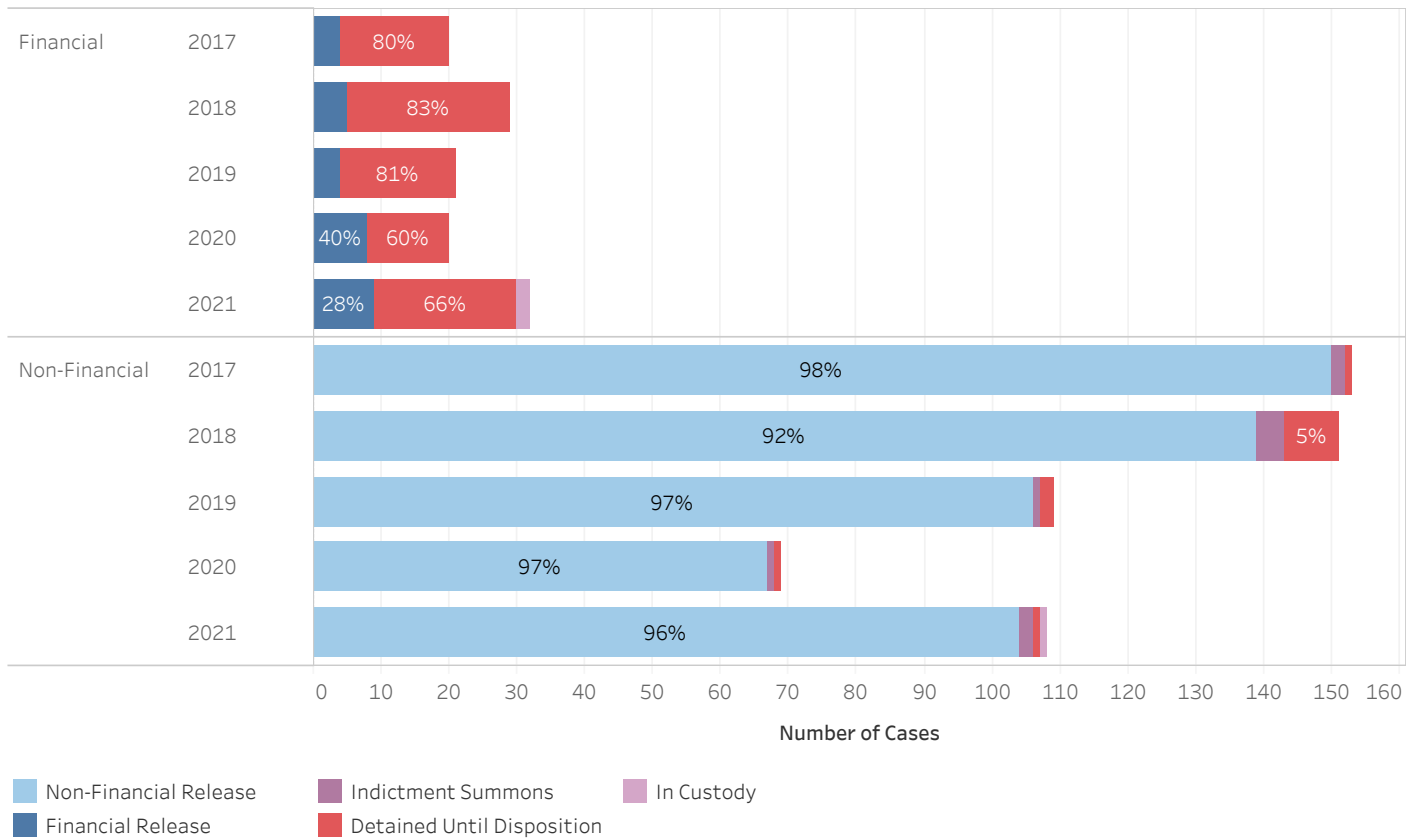
19\_PINS8007

Circuit Court Cases Booked CY 17-21 MARTIN COUNTY

Circuit Court Release Decision (Bond) Percentage by Year of Case Booking



Number of Circuit Court Cases and Release Outcome for Financial and Non-Financial Bonds  
(Excludes Administrative Release, Release Not Offered, and No Judicial Presentation)



\* Data provided from the Pretrial Information Management System.

\* A single release bond may apply to multiple cases.

\* A single case may have multiple different bonds set over time. Only the most recent release bond is reported for each case.



**ADMINISTRATIVE OFFICE OF THE COURTS  
Research and Statistics**

19\_PINS8007

**Circuit Court Cases Booked CY 17-21 MARTIN COUNTY**

Circuit Court Release Decision and Release Outcome by Year of Case Booking

Year of Date Booked	Release Outcome	Release Decision					Grand Total
		Administrative Release	Non-Financial	Financial	Release Not Offered	No Judicial Presentation	
2017	Non-Financial Release		150				150
	Financial Release			4			4
	Indictment Summons		2				2
	Detained Until Disposition		1	16	29	1	47
	<b>Total</b>		<b>153</b>	<b>20</b>	<b>29</b>	<b>1</b>	<b>203</b>
2018	Non-Financial Release		139				139
	Financial Release			5			5
	Indictment Summons		4				4
	Detained Until Disposition		8	24	52	1	85
	<b>Total</b>		<b>151</b>	<b>29</b>	<b>52</b>	<b>1</b>	<b>233</b>
2019	Non-Financial Release		106				106
	Financial Release			4			4
	Indictment Summons		1				1
	Detained Until Disposition		2	17	56		75
	<b>Total</b>		<b>109</b>	<b>21</b>	<b>56</b>		<b>186</b>
2020	Administrative Release	52					52
	Non-Financial Release		67				67
	Financial Release			8			8
	Indictment Summons		1				1
	Detained Until Disposition	6	1	12	44		63
	<b>Total</b>	<b>58</b>	<b>69</b>	<b>20</b>	<b>44</b>		<b>191</b>
2021	Administrative Release	20					20
	Non-Financial Release		104				104
	Financial Release			9			9
	Indictment Summons		2				2
	Detained Until Disposition		1	21	34	3	59
	In Custody		1	2			3
	<b>Total</b>	<b>20</b>	<b>108</b>	<b>32</b>	<b>34</b>	<b>3</b>	<b>197</b>

\* Data provided from the Pretrial Information Management System.

\* A single release bond may apply to multiple cases.

\* A single case may have multiple different bonds set over time. Only the most recent release bond is reported for each case.

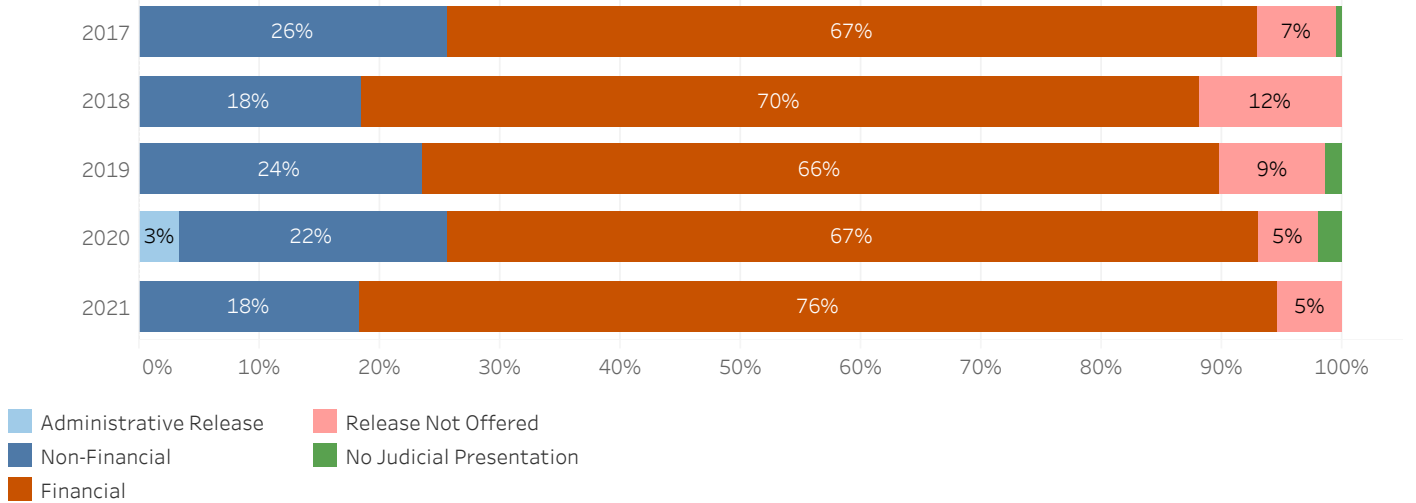


ADMINISTRATIVE OFFICE OF THE COURTS  
Research and Statistics

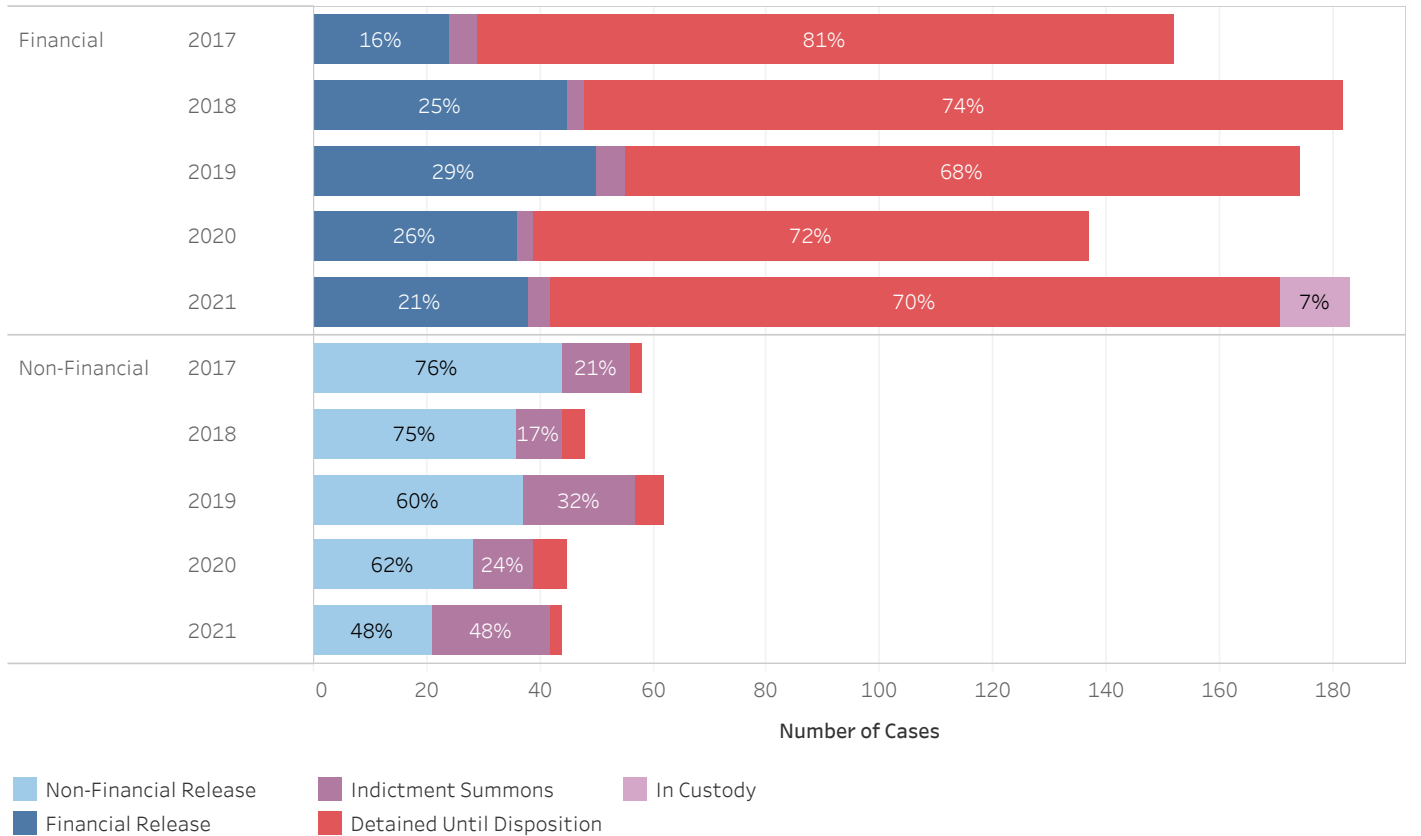
19\_PINS8007

Circuit Court Cases Booked CY 17-21 MASON COUNTY

Circuit Court Release Decision (Bond) Percentage by Year of Case Booking



Number of Circuit Court Cases and Release Outcome for Financial and Non-Financial Bonds  
(Excludes Administrative Release, Release Not Offered, and No Judicial Presentation)



\* Data provided from the Pretrial Information Management System.

\* A single release bond may apply to multiple cases.

\* A single case may have multiple different bonds set over time. Only the most recent release bond is reported for each case.



**ADMINISTRATIVE OFFICE OF THE COURTS  
Research and Statistics**

19\_PINS8007

**Circuit Court Cases Booked CY 17-21 MASON COUNTY**

Circuit Court Release Decision and Release Outcome by Year of Case Booking

Year of Date Booked	Release Outcome	Release Decision					Grand Total
		Administrative Release	Non-Financial	Financial	Release Not Offered	No Judicial Presentation	
2017	Non-Financial Release		44				44
	Financial Release			24			24
	Indictment Summons		12	5			17
	Detained Until Disposition		2	123	15	1	141
	<b>Total</b>		<b>58</b>	<b>152</b>	<b>15</b>	<b>1</b>	<b>226</b>
2018	Non-Financial Release		36				36
	Financial Release			45			45
	Indictment Summons		8	3			11
	Detained Until Disposition		4	134	31		169
	<b>Total</b>		<b>48</b>	<b>182</b>	<b>31</b>		<b>261</b>
2019	Non-Financial Release		37				37
	Financial Release			50			50
	Indictment Summons		20	5			25
	Detained Until Disposition		5	119	23	4	151
	<b>Total</b>		<b>62</b>	<b>174</b>	<b>23</b>	<b>4</b>	<b>263</b>
2020	Administrative Release	7					7
	Non-Financial Release		28				28
	Financial Release			36			36
	Indictment Summons		11	3			14
	Detained Until Disposition		6	98	10	4	118
	<b>Total</b>	<b>7</b>	<b>45</b>	<b>137</b>	<b>10</b>	<b>4</b>	<b>203</b>
2021	Non-Financial Release		21				21
	Financial Release			38			38
	Indictment Summons		21	4			25
	Detained Until Disposition		2	129	13		144
	In Custody			12			12
	<b>Total</b>		<b>44</b>	<b>183</b>	<b>13</b>		<b>240</b>

\* Data provided from the Pretrial Information Management System.

\* A single release bond may apply to multiple cases.

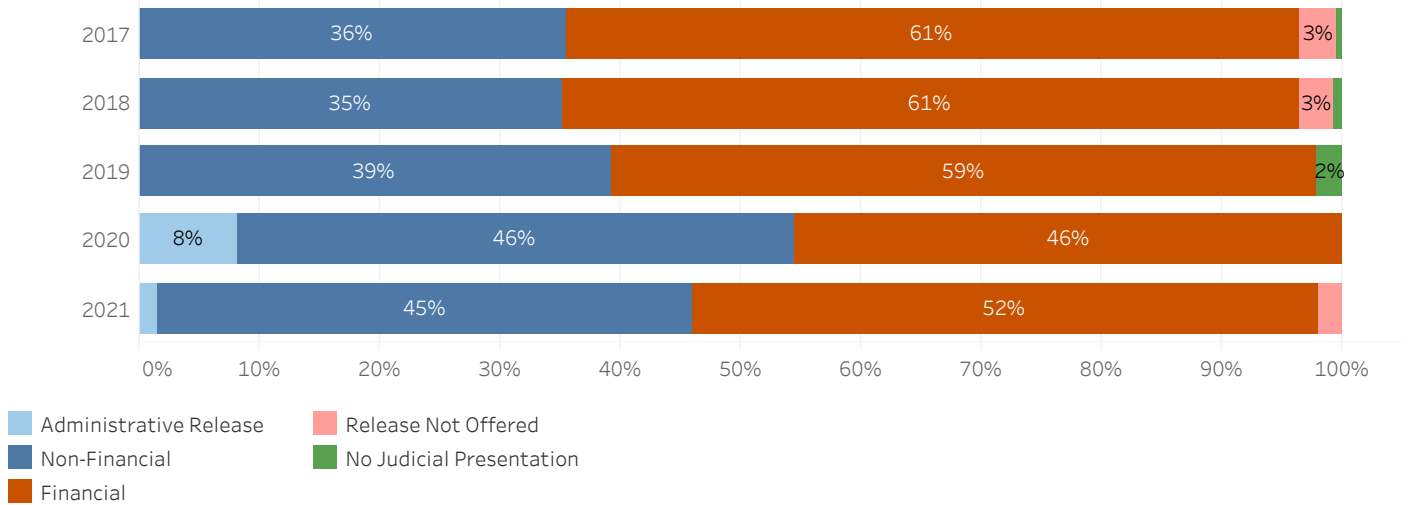
\* A single case may have multiple different bonds set over time. Only the most recent release bond is reported for each case.



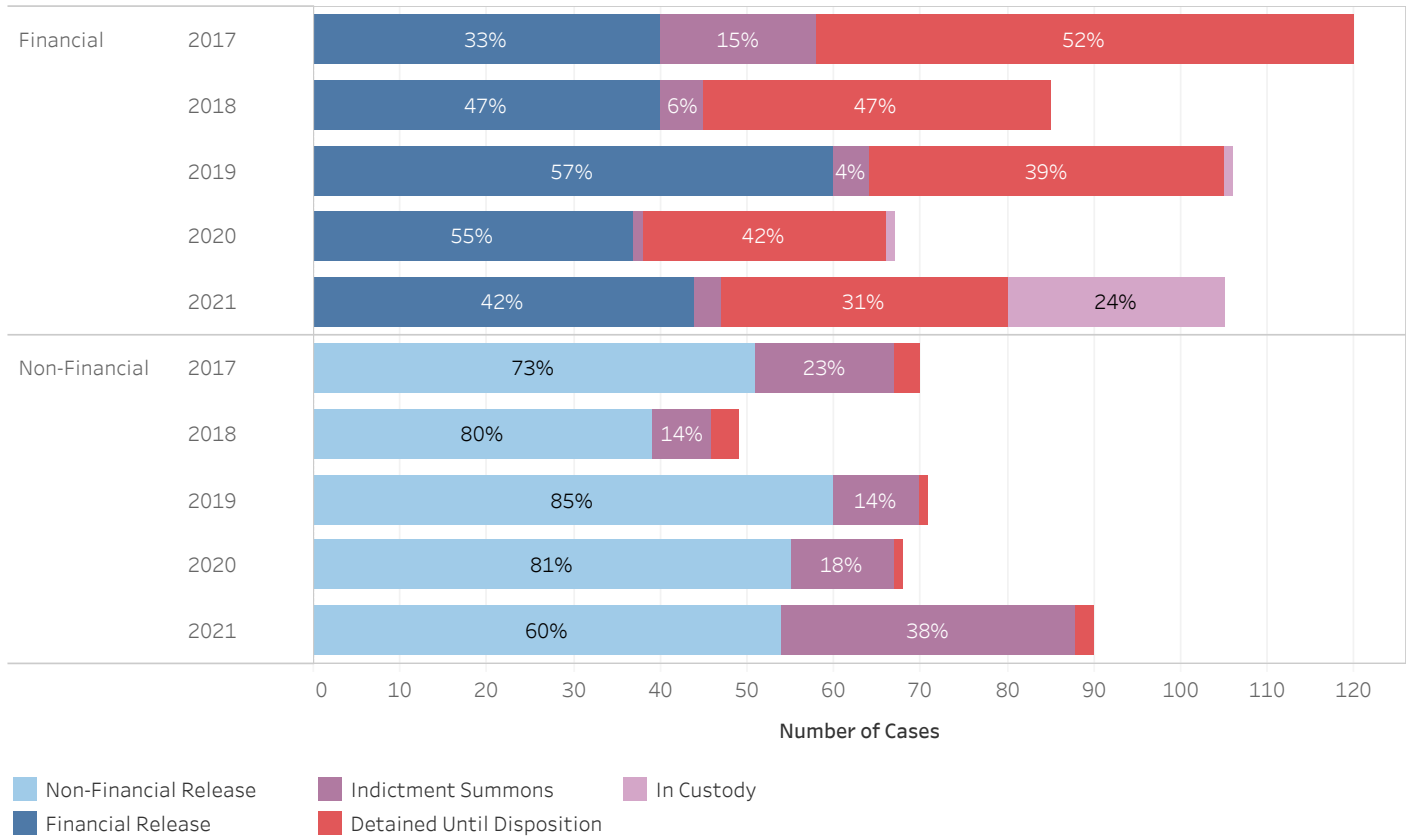
ADMINISTRATIVE OFFICE OF THE COURTS  
Research and Statistics

Circuit Court Cases Booked CY 17-21 MEADE COUNTY

Circuit Court Release Decision (Bond) Percentage by Year of Case Booking



Number of Circuit Court Cases and Release Outcome for Financial and Non-Financial Bonds  
(Excludes Administrative Release, Release Not Offered, and No Judicial Presentation)



\* Data provided from the Pretrial Information Management System.

\* A single release bond may apply to multiple cases.

\* A single case may have multiple different bonds set over time. Only the most recent release bond is reported for each case.





**ADMINISTRATIVE OFFICE OF THE COURTS  
Research and Statistics**

19\_PINS8007

**Circuit Court Cases Booked CY 17-21 MEADE COUNTY**

Circuit Court Release Decision and Release Outcome by Year of Case Booking

Year of Date Booked	Release Outcome	Release Decision					Grand Total
		Administrative Release	Non-Financial	Financial	Release Not Offered	No Judicial Presentation	
2017	Non-Financial Release		51				51
	Financial Release			40			40
	Indictment Summons		16	18			34
	Detained Until Disposition		3	62	6	1	72
	<b>Total</b>		<b>70</b>	<b>120</b>	<b>6</b>	<b>1</b>	<b>197</b>
2018	Non-Financial Release		39				39
	Financial Release			40			40
	Indictment Summons		7	5			12
	Detained Until Disposition		3	40	4	1	48
	<b>Total</b>		<b>49</b>	<b>85</b>	<b>4</b>	<b>1</b>	<b>139</b>
2019	Non-Financial Release		60				60
	Financial Release			60			60
	Indictment Summons		10	4			14
	Detained Until Disposition		1	41		4	46
	In Custody			1			1
	<b>Total</b>		<b>71</b>	<b>106</b>		<b>4</b>	<b>181</b>
2020	Administrative Release	12					12
	Non-Financial Release		55				55
	Financial Release			37			37
	Indictment Summons		12	1			13
	Detained Until Disposition		1	28			29
	In Custody			1			1
<b>Total</b>	<b>12</b>	<b>68</b>	<b>67</b>			<b>147</b>	
2021	Administrative Release	2					2
	Non-Financial Release		54				54
	Financial Release			44			44
	Indictment Summons		34	3			37
	Detained Until Disposition	1	2	33	3		39
	In Custody			25	1		26
	<b>Total</b>	<b>3</b>	<b>90</b>	<b>105</b>	<b>4</b>		<b>202</b>

\* Data provided from the Pretrial Information Management System.

\* A single release bond may apply to multiple cases.

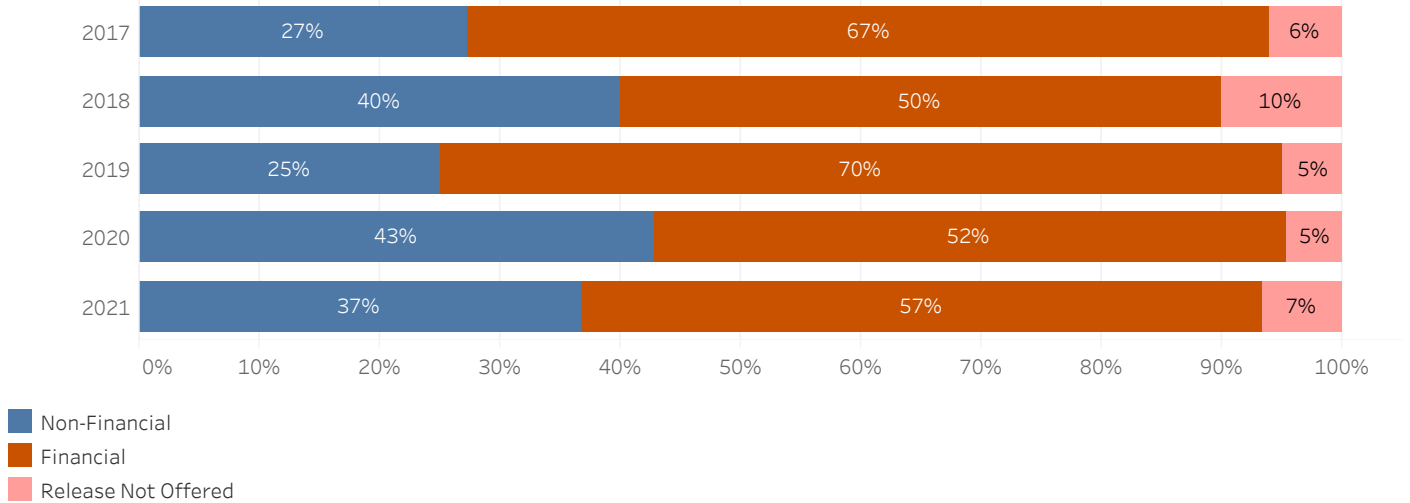
\* A single case may have multiple different bonds set over time. Only the most recent release bond is reported for each case.



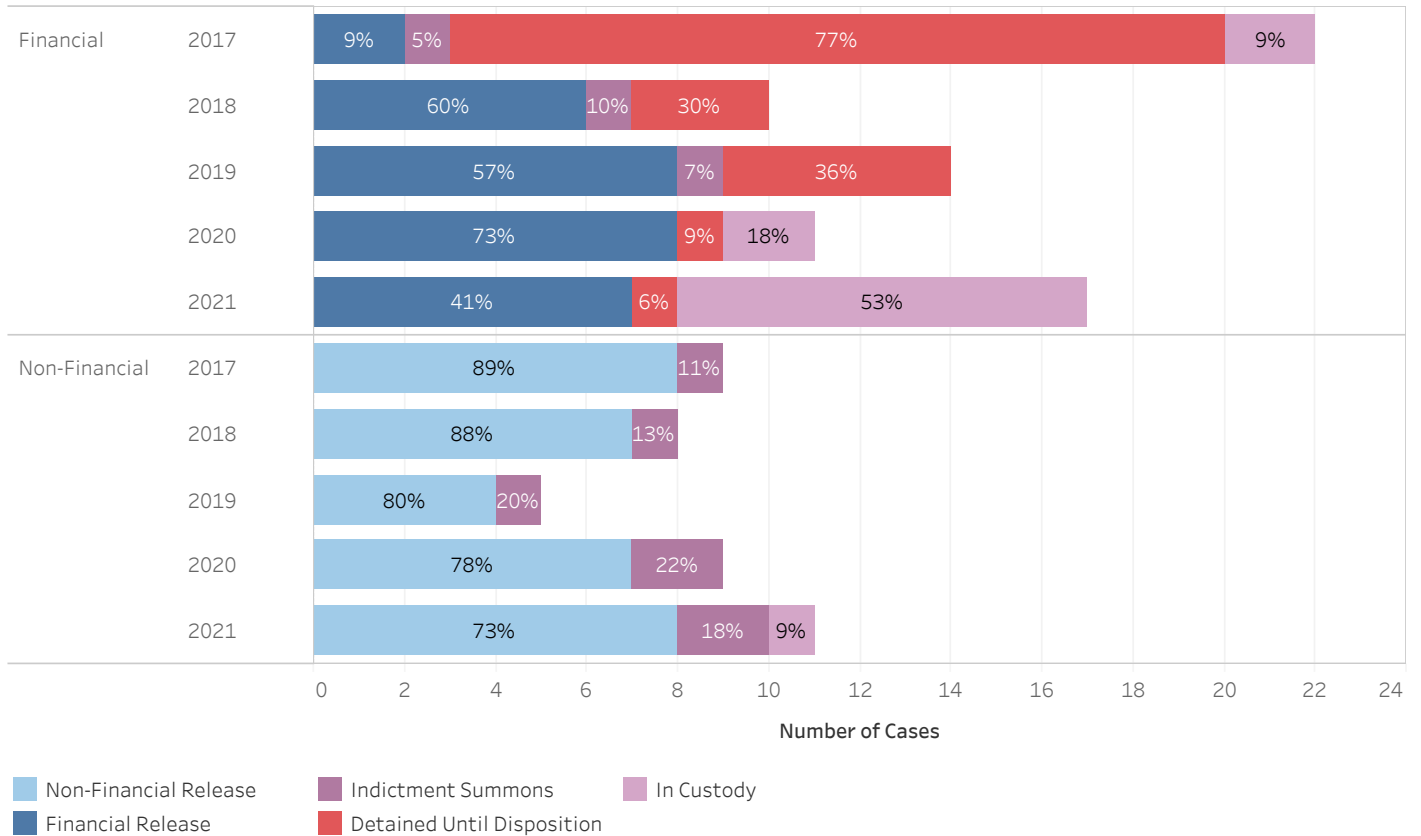
ADMINISTRATIVE OFFICE OF THE COURTS  
Research and Statistics

Circuit Court Cases Booked CY 17-21 MENIFEE COUNTY

Circuit Court Release Decision (Bond) Percentage by Year of Case Booking



Number of Circuit Court Cases and Release Outcome for Financial and Non-Financial Bonds  
(Excludes Administrative Release, Release Not Offered, and No Judicial Presentation)



\* Data provided from the Pretrial Information Management System.

\* A single release bond may apply to multiple cases.

\* A single case may have multiple different bonds set over time. Only the most recent release bond is reported for each case.



**ADMINISTRATIVE OFFICE OF THE COURTS  
Research and Statistics**

19\_PINS8007

**Circuit Court Cases Booked CY 17-21 MENIFEE COUNTY**

Circuit Court Release Decision and Release Outcome by Year of Case Booking

Year of Date Booked	Release Outcome	Release Decision			Grand Total
		Non-Financial	Financial	Release Not Offered	
2017	Non-Financial Release	8			8
	Financial Release		2		2
	Indictment Summons	1	1		2
	Detained Until Disposition		17	2	19
	In Custody		2		2
	<b>Total</b>		<b>9</b>	<b>22</b>	<b>2</b>
2018	Non-Financial Release	7			7
	Financial Release		6		6
	Indictment Summons	1	1		2
	Detained Until Disposition		3	2	5
	<b>Total</b>	<b>8</b>	<b>10</b>	<b>2</b>	<b>20</b>
2019	Non-Financial Release	4			4
	Financial Release		8		8
	Indictment Summons	1	1		2
	Detained Until Disposition		5	1	6
	<b>Total</b>	<b>5</b>	<b>14</b>	<b>1</b>	<b>20</b>
2020	Non-Financial Release	7			7
	Financial Release		8		8
	Indictment Summons	2			2
	Detained Until Disposition		1	1	2
	In Custody		2		2
	<b>Total</b>	<b>9</b>	<b>11</b>	<b>1</b>	<b>21</b>
2021	Non-Financial Release	8			8
	Financial Release		7		7
	Indictment Summons	2			2
	Detained Until Disposition		1	1	2
	In Custody	1	9	1	11
	<b>Total</b>	<b>11</b>	<b>17</b>	<b>2</b>	<b>30</b>

\* Data provided from the Pretrial Information Management System.

\* A single release bond may apply to multiple cases.

\* A single case may have multiple different bonds set over time. Only the most recent release bond is reported for each case.

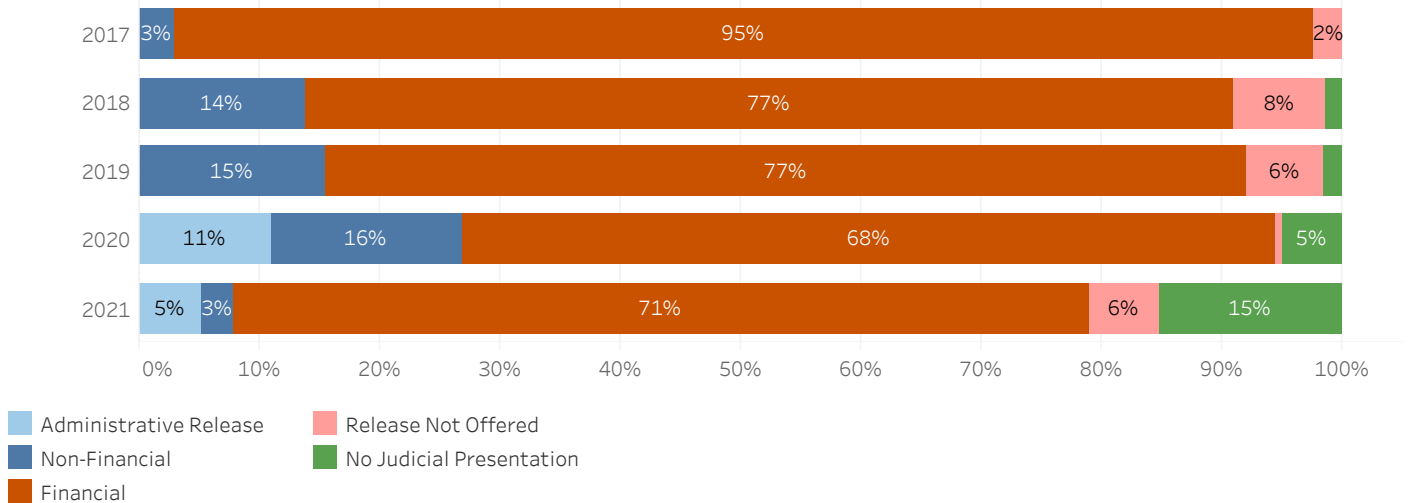


ADMINISTRATIVE OFFICE OF THE COURTS  
Research and Statistics

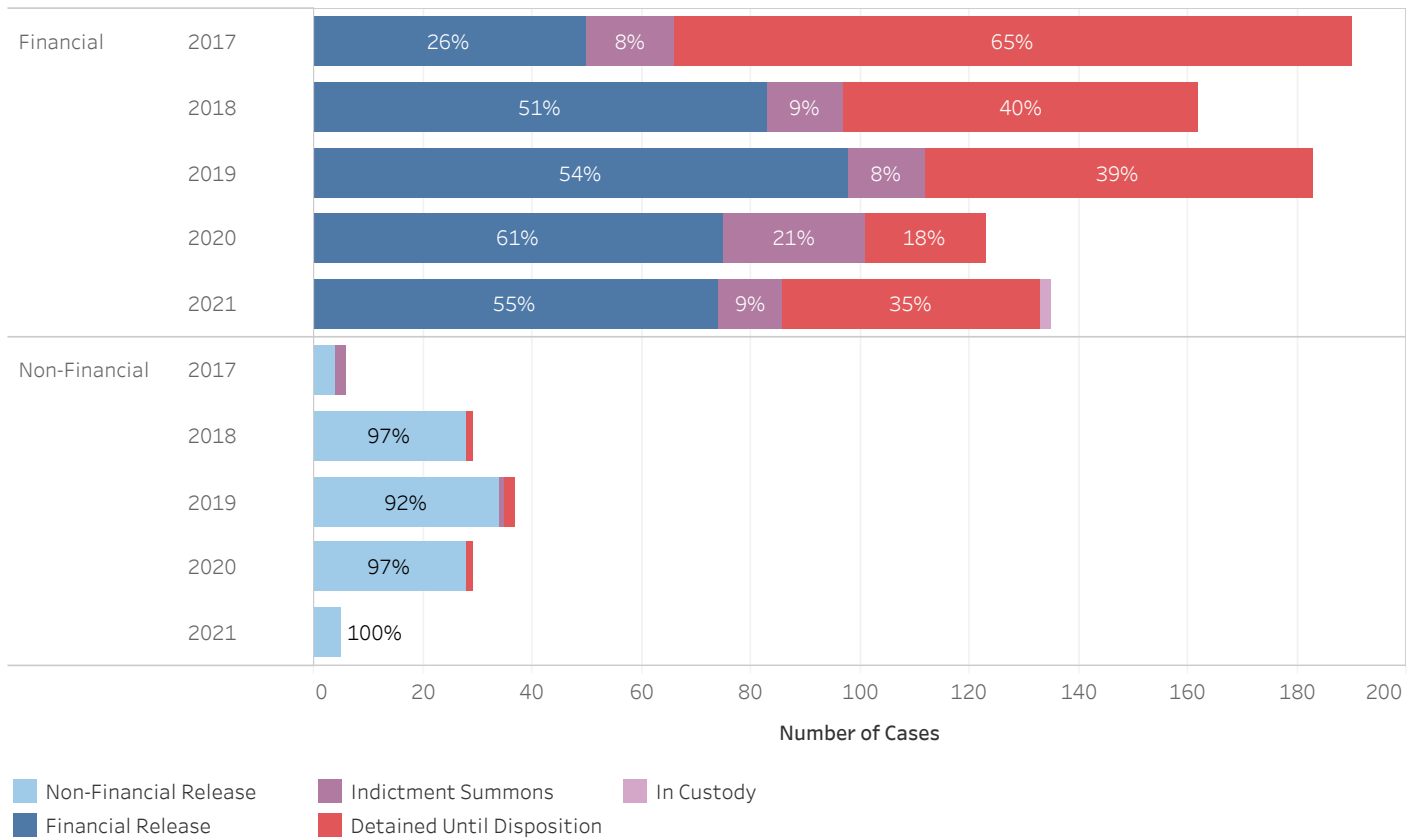
19\_PINS8007

Circuit Court Cases Booked CY 17-21 MERCER COUNTY

Circuit Court Release Decision (Bond) Percentage by Year of Case Booking



Number of Circuit Court Cases and Release Outcome for Financial and Non-Financial Bonds  
(Excludes Administrative Release, Release Not Offered, and No Judicial Presentation)



\* Data provided from the Pretrial Information Management System.

\* A single release bond may apply to multiple cases.

\* A single case may have multiple different bonds set over time. Only the most recent release bond is reported for each case.



**ADMINISTRATIVE OFFICE OF THE COURTS  
Research and Statistics**

19\_PINS8007

**Circuit Court Cases Booked CY 17-21 MERCER COUNTY**

Circuit Court Release Decision and Release Outcome by Year of Case Booking

Year of Date Booked	Release Outcome	Release Decision					Grand Total
		Administrative Release	Non-Financial	Financial	Release Not Offered	No Judicial Presentation	
2017	Non-Financial Release		4				4
	Financial Release			50			50
	Indictment Summons		2	16			18
	Detained Until Disposition			124	5		129
	<b>Total</b>		<b>6</b>	<b>190</b>	<b>5</b>		<b>201</b>
2018	Non-Financial Release		28				28
	Financial Release			83			83
	Indictment Summons			14			14
	Detained Until Disposition		1	65	16	3	85
	<b>Total</b>		<b>29</b>	<b>162</b>	<b>16</b>	<b>3</b>	<b>210</b>
2019	Non-Financial Release		34				34
	Financial Release			98			98
	Indictment Summons		1	14			15
	Detained Until Disposition		2	71	15	4	92
	<b>Total</b>		<b>37</b>	<b>183</b>	<b>15</b>	<b>4</b>	<b>239</b>
2020	Administrative Release	20					20
	Non-Financial Release		28				28
	Financial Release			75			75
	Indictment Summons			26			26
	Detained Until Disposition		1	22	1	9	33
	<b>Total</b>	<b>20</b>	<b>29</b>	<b>123</b>	<b>1</b>	<b>9</b>	<b>182</b>
2021	Administrative Release	10					10
	Non-Financial Release		5				5
	Financial Release			74			74
	Indictment Summons			12			12
	Detained Until Disposition			47	10	27	84
	In Custody			2	1	2	5
	<b>Total</b>	<b>10</b>	<b>5</b>	<b>135</b>	<b>11</b>	<b>29</b>	<b>190</b>

\* Data provided from the Pretrial Information Management System.

\* A single release bond may apply to multiple cases.

\* A single case may have multiple different bonds set over time. Only the most recent release bond is reported for each case.

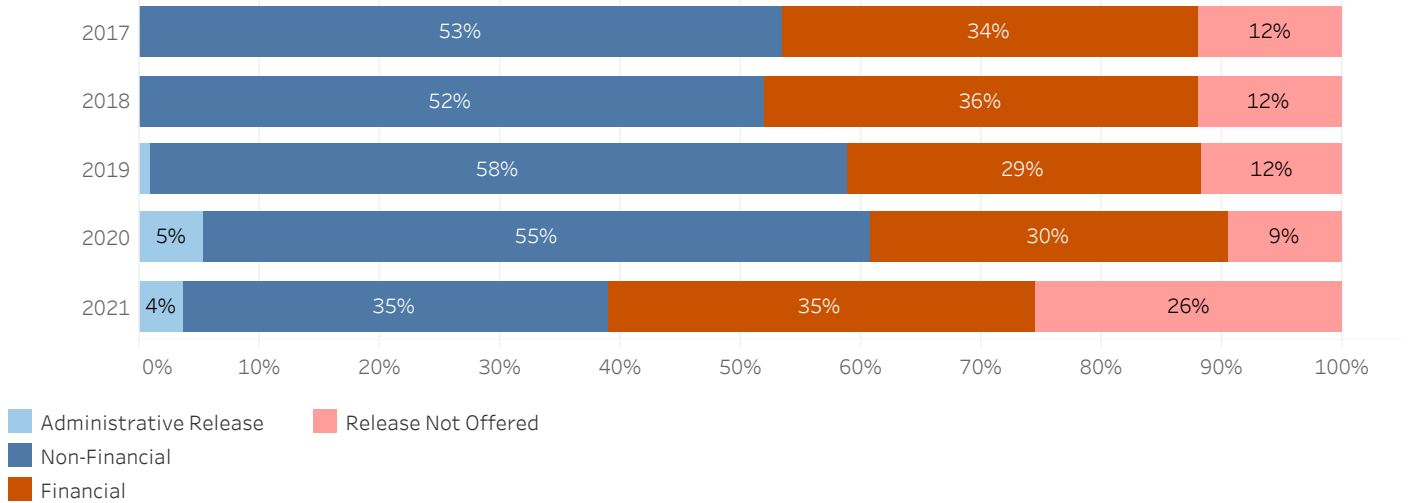


ADMINISTRATIVE OFFICE OF THE COURTS  
Research and Statistics

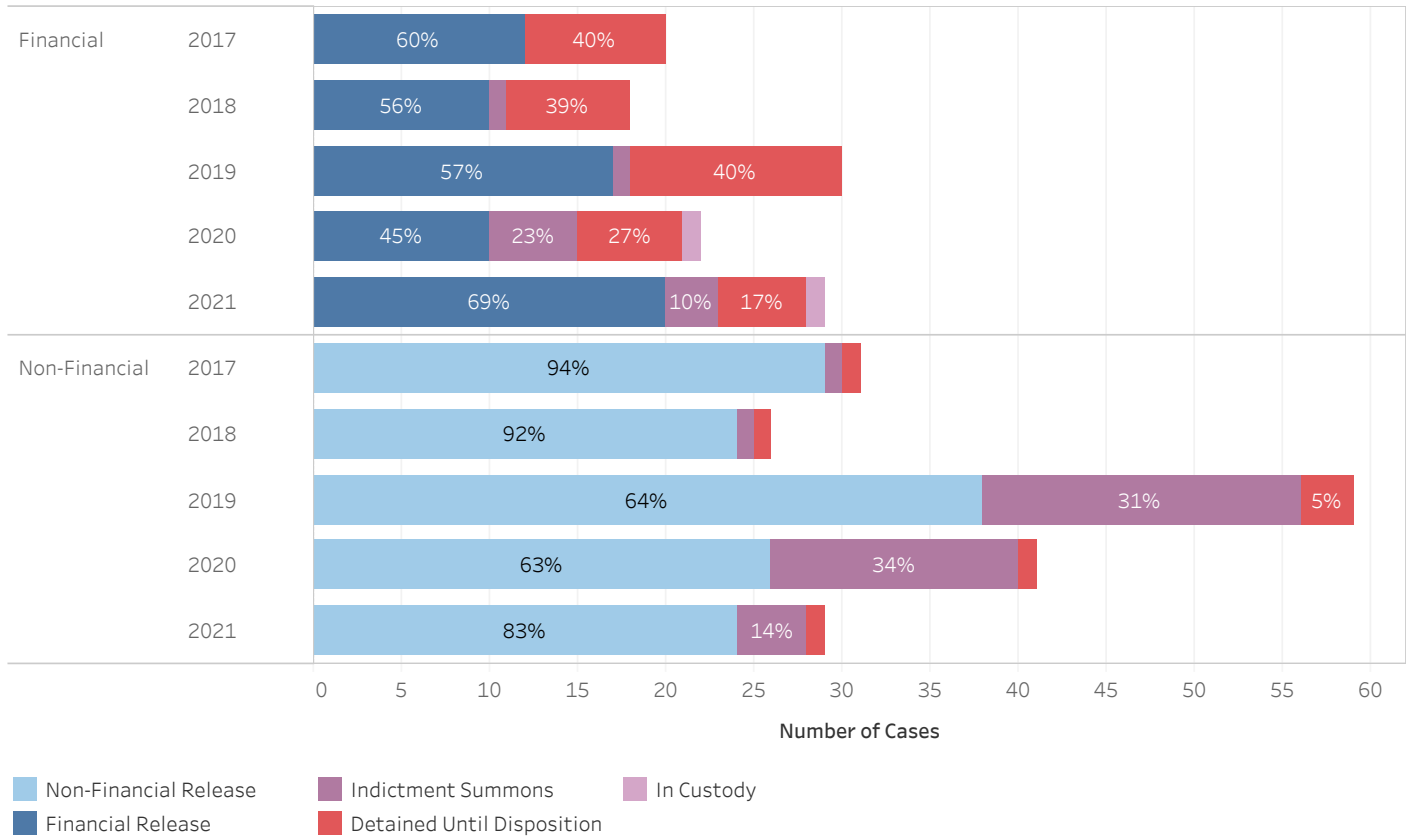
19\_PINS8007

Circuit Court Cases Booked CY 17-21 METCALFE COUNTY

Circuit Court Release Decision (Bond) Percentage by Year of Case Booking



Number of Circuit Court Cases and Release Outcome for Financial and Non-Financial Bonds  
(Excludes Administrative Release, Release Not Offered, and No Judicial Presentation)



\* Data provided from the Pretrial Information Management System.

\* A single release bond may apply to multiple cases.

\* A single case may have multiple different bonds set over time. Only the most recent release bond is reported for each case.



**ADMINISTRATIVE OFFICE OF THE COURTS  
Research and Statistics**

19\_PINS8007

**Circuit Court Cases Booked CY 17-21 METCALFE COUNTY**

Circuit Court Release Decision and Release Outcome by Year of Case Booking

Year of Date Booked	Release Outcome	Release Decision			Release Not Offered	Grand Total
		Administrative Release	Non-Financial	Financial		
2017	Non-Financial Release		29			29
	Financial Release			12		12
	Indictment Summons		1			1
	Detained Until Disposition		1	8	7	16
	<b>Total</b>		<b>31</b>	<b>20</b>	<b>7</b>	<b>58</b>
2018	Non-Financial Release		24			24
	Financial Release			10		10
	Indictment Summons		1	1		2
	Detained Until Disposition		1	7	6	14
	<b>Total</b>		<b>26</b>	<b>18</b>	<b>6</b>	<b>50</b>
2019	Administrative Release	1				1
	Non-Financial Release		38			38
	Financial Release			17		17
	Indictment Summons		18	1		19
	Detained Until Disposition		3	12	12	27
	<b>Total</b>	<b>1</b>	<b>59</b>	<b>30</b>	<b>12</b>	<b>102</b>
2020	Administrative Release	4				4
	Non-Financial Release		26			26
	Financial Release			10		10
	Indictment Summons		14	5		19
	Detained Until Disposition		1	6	7	14
	In Custody			1		1
	<b>Total</b>	<b>4</b>	<b>41</b>	<b>22</b>	<b>7</b>	<b>74</b>
2021	Administrative Release	2				2
	Non-Financial Release		24			24
	Financial Release			20		20
	Indictment Summons		4	3		7
	Detained Until Disposition	1	1	5	18	25
	In Custody			1	3	4
	<b>Total</b>	<b>3</b>	<b>29</b>	<b>29</b>	<b>21</b>	<b>82</b>

\* Data provided from the Pretrial Information Management System.

\* A single release bond may apply to multiple cases.

\* A single case may have multiple different bonds set over time. Only the most recent release bond is reported for each case.

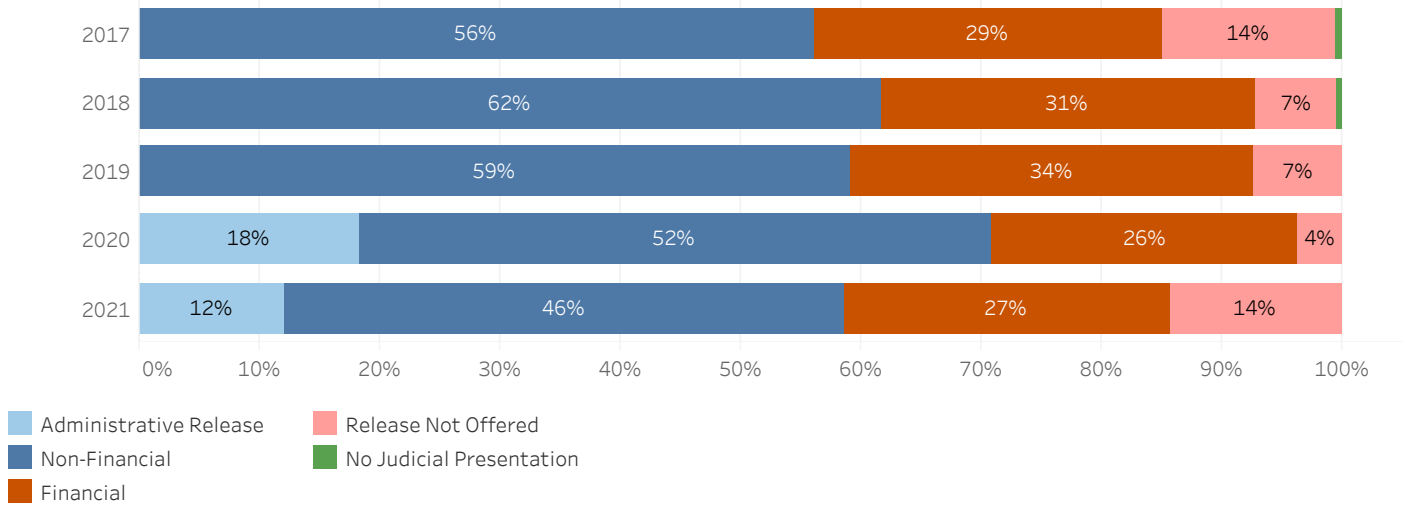


ADMINISTRATIVE OFFICE OF THE COURTS  
Research and Statistics

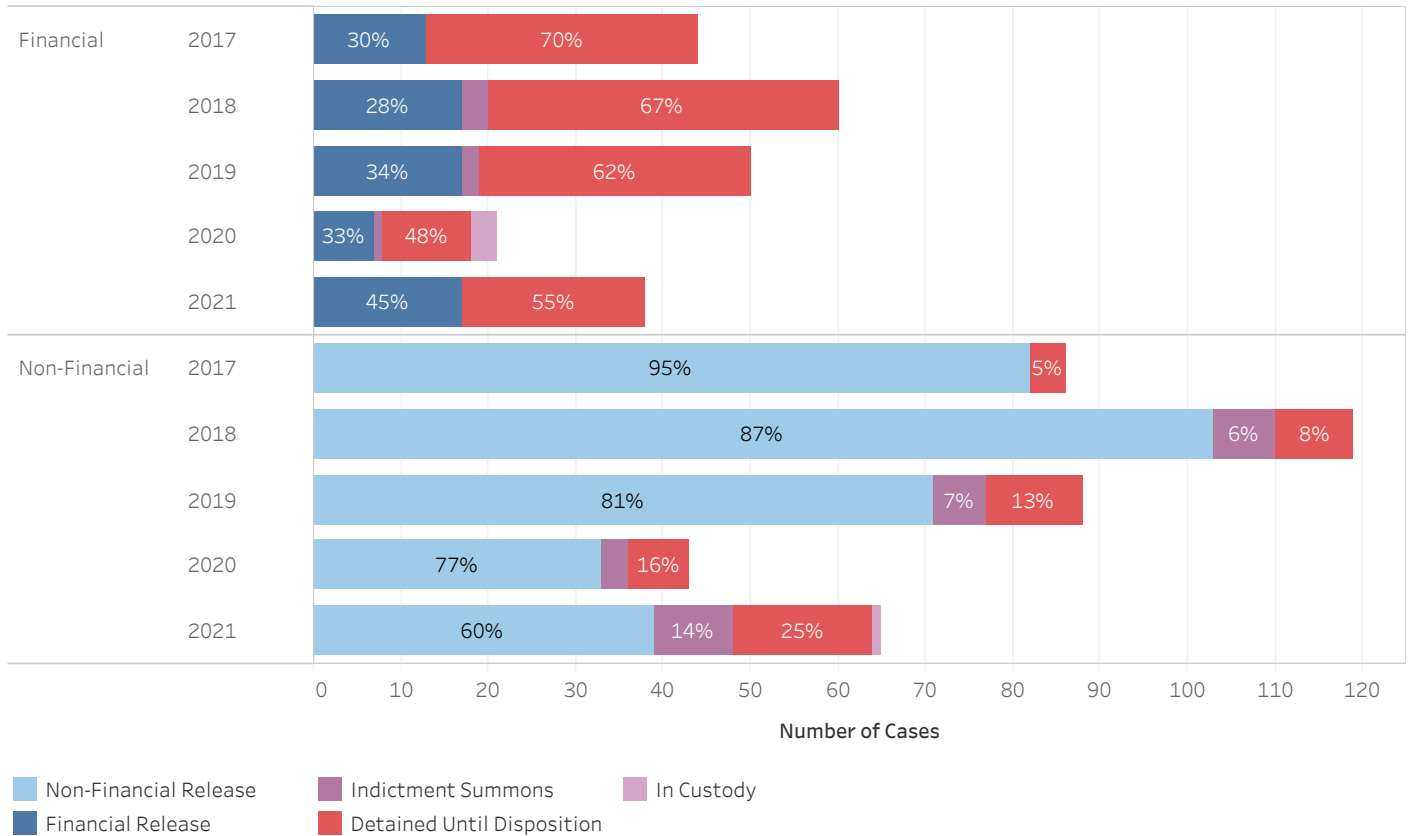
19\_PINS8007

Circuit Court Cases Booked CY 17-21 MONROE COUNTY

Circuit Court Release Decision (Bond) Percentage by Year of Case Booking



Number of Circuit Court Cases and Release Outcome for Financial and Non-Financial Bonds  
(Excludes Administrative Release, Release Not Offered, and No Judicial Presentation)



\* Data provided from the Pretrial Information Management System.

\* A single release bond may apply to multiple cases.

\* A single case may have multiple different bonds set over time. Only the most recent release bond is reported for each case.





**ADMINISTRATIVE OFFICE OF THE COURTS  
Research and Statistics**

19\_PINS8007

**Circuit Court Cases Booked CY 17-21 MONROE COUNTY**

Circuit Court Release Decision and Release Outcome by Year of Case Booking

Year of Date Booked	Release Outcome	Release Decision					Grand Total
		Administrative Release	Non-Financial	Financial	Release Not Offered	No Judicial Presentation	
2017	Non-Financial Release		82				82
	Financial Release			13			13
	Detained Until Disposition		4	31	22	1	58
	<b>Total</b>		<b>86</b>	<b>44</b>	<b>22</b>	<b>1</b>	<b>153</b>
2018	Non-Financial Release		103				103
	Financial Release			17			17
	Indictment Summons		7	3			10
	Detained Until Disposition		9	40	13	1	63
	<b>Total</b>		<b>119</b>	<b>60</b>	<b>13</b>	<b>1</b>	<b>193</b>
2019	Non-Financial Release		71				71
	Financial Release			17			17
	Indictment Summons		6	2			8
	Detained Until Disposition		11	31	11		53
	<b>Total</b>		<b>88</b>	<b>50</b>	<b>11</b>		<b>149</b>
2020	Administrative Release	13					13
	Non-Financial Release		33				33
	Financial Release			7			7
	Indictment Summons		3	1			4
	Detained Until Disposition	2	7	10	3		22
	In Custody			3			3
<b>Total</b>	<b>15</b>	<b>43</b>	<b>21</b>	<b>3</b>		<b>82</b>	
2021	Administrative Release	17					17
	Non-Financial Release		39				39
	Financial Release			17			17
	Indictment Summons		9				9
	Detained Until Disposition		16	21	19		56
	In Custody		1		1		2
<b>Total</b>	<b>17</b>	<b>65</b>	<b>38</b>	<b>20</b>		<b>140</b>	

\* Data provided from the Pretrial Information Management System.

\* A single release bond may apply to multiple cases.

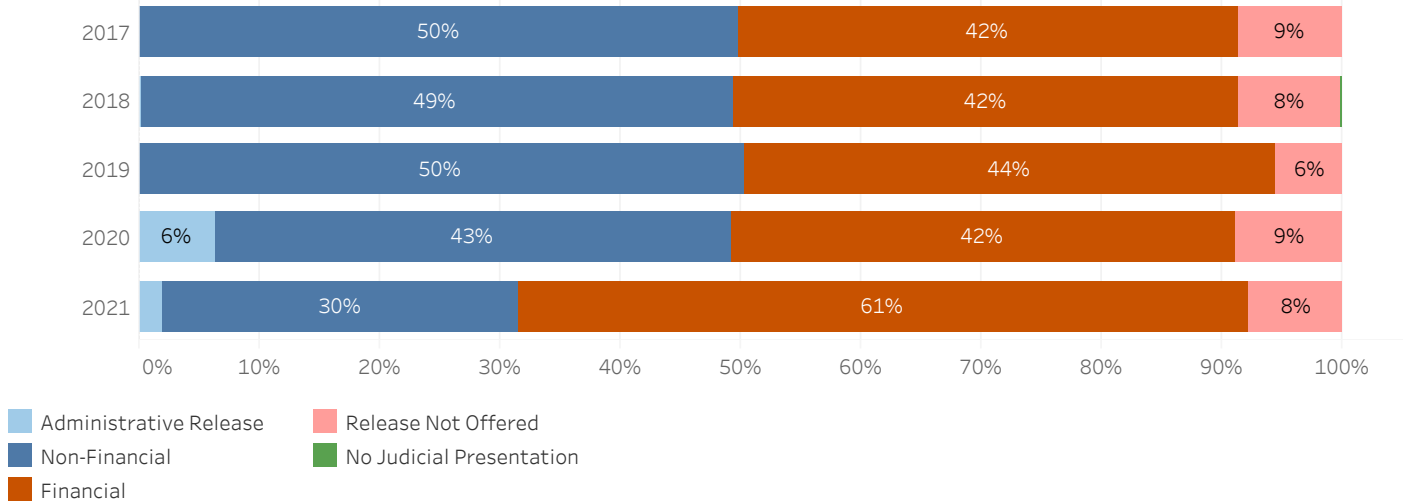
\* A single case may have multiple different bonds set over time. Only the most recent release bond is reported for each case.



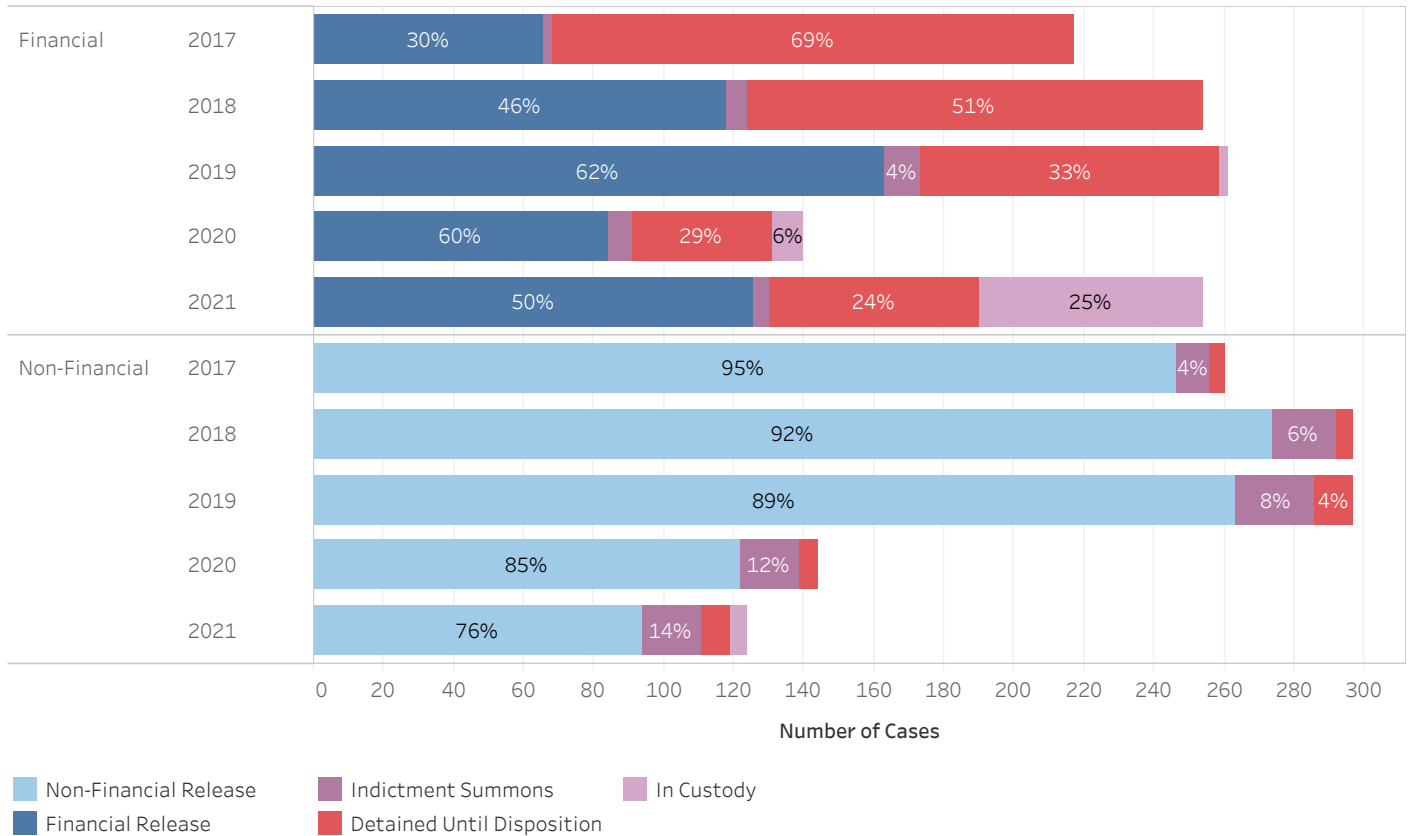
ADMINISTRATIVE OFFICE OF THE COURTS  
Research and Statistics

Circuit Court Cases Booked CY 17-21 MONTGOMERY COUNTY

Circuit Court Release Decision (Bond) Percentage by Year of Case Booking



Number of Circuit Court Cases and Release Outcome for Financial and Non-Financial Bonds  
(Excludes Administrative Release, Release Not Offered, and No Judicial Presentation)



\* Data provided from the Pretrial Information Management System.

\* A single release bond may apply to multiple cases.

\* A single case may have multiple different bonds set over time. Only the most recent release bond is reported for each case.



**ADMINISTRATIVE OFFICE OF THE COURTS  
Research and Statistics**

19\_PINS8007

**Circuit Court Cases Booked CY 17-21 MONTGOMERY COUNTY**

Circuit Court Release Decision and Release Outcome by Year of Case Booking

Year of Date Booked	Release Outcome	Release Decision					Grand Total
		Administrative Release	Non-Financial	Financial	Release Not Offered	No Judicial Presentation	
2017	Non-Financial Release		246				246
	Financial Release			66			66
	Indictment Summons		10	2			12
	Detained Until Disposition		4	149	45		198
	<b>Total</b>		<b>260</b>	<b>217</b>	<b>45</b>		<b>522</b>
2018	Administrative Release	1					1
	Non-Financial Release		274				274
	Financial Release			118			118
	Indictment Summons		18	6			24
	Detained Until Disposition		5	130	51	1	187
	<b>Total</b>	<b>1</b>	<b>297</b>	<b>254</b>	<b>51</b>	<b>1</b>	<b>604</b>
2019	Non-Financial Release		263				263
	Financial Release			163			163
	Indictment Summons		23	10			33
	Detained Until Disposition		11	86	33		130
	In Custody			2			2
	<b>Total</b>		<b>297</b>	<b>261</b>	<b>33</b>		<b>591</b>
2020	Administrative Release	20					20
	Non-Financial Release		122				122
	Financial Release			84			84
	Indictment Summons		17	7			24
	Detained Until Disposition	1	5	40	30		76
	In Custody			9			9
	<b>Total</b>	<b>21</b>	<b>144</b>	<b>140</b>	<b>30</b>		<b>335</b>
2021	Administrative Release	8					8
	Non-Financial Release		94				94
	Financial Release			126			126
	Indictment Summons		17	4			21
	Detained Until Disposition		8	60	32		100
	In Custody		5	64	1		70
	<b>Total</b>	<b>8</b>	<b>124</b>	<b>254</b>	<b>33</b>		<b>419</b>

\* Data provided from the Pretrial Information Management System.

\* A single release bond may apply to multiple cases.

\* A single case may have multiple different bonds set over time. Only the most recent release bond is reported for each case.

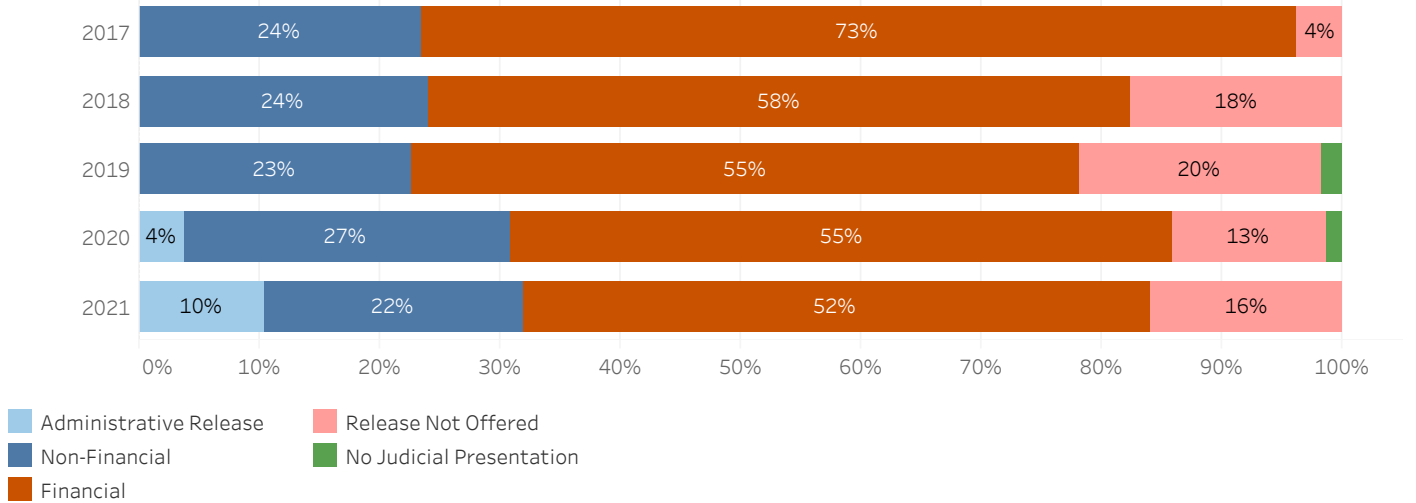


ADMINISTRATIVE OFFICE OF THE COURTS  
Research and Statistics

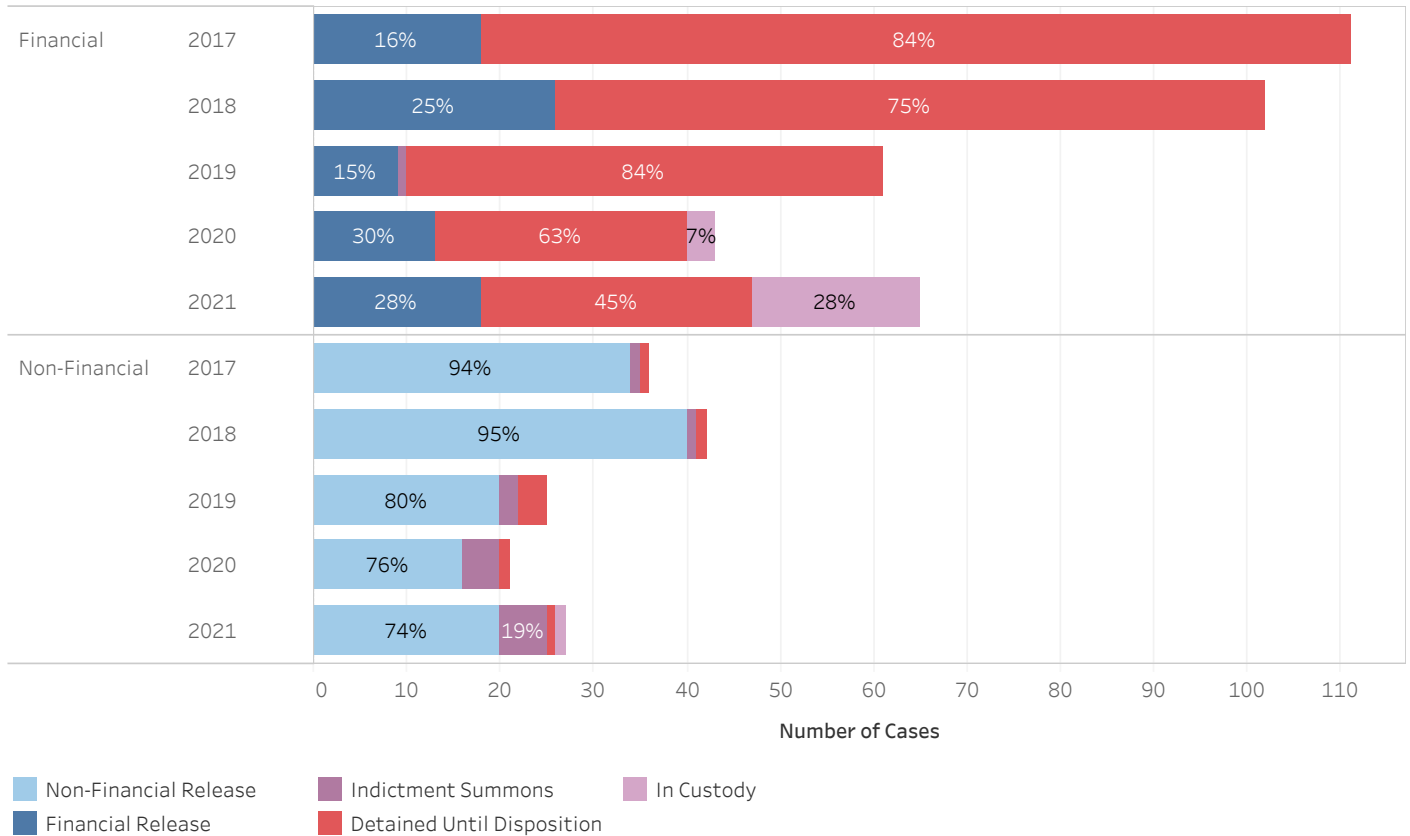
19\_PINS8007

Circuit Court Cases Booked CY 17-21 MORGAN COUNTY

Circuit Court Release Decision (Bond) Percentage by Year of Case Booking



Number of Circuit Court Cases and Release Outcome for Financial and Non-Financial Bonds  
(Excludes Administrative Release, Release Not Offered, and No Judicial Presentation)



\* Data provided from the Pretrial Information Management System.

\* A single release bond may apply to multiple cases.

\* A single case may have multiple different bonds set over time. Only the most recent release bond is reported for each case.



**ADMINISTRATIVE OFFICE OF THE COURTS  
Research and Statistics**

19\_PINS8007

**Circuit Court Cases Booked CY 17-21 MORGAN COUNTY**

Circuit Court Release Decision and Release Outcome by Year of Case Booking

Year of Date Booked	Release Outcome	Release Decision					Grand Total
		Administrative Release	Non-Financial	Financial	Release Not Offered	No Judicial Presentation	
2017	Non-Financial Release		34				34
	Financial Release			18			18
	Indictment Summons		1				1
	Detained Until Disposition		1	93	6		100
	<b>Total</b>		<b>36</b>	<b>111</b>	<b>6</b>		<b>153</b>
2018	Non-Financial Release		40				40
	Financial Release			26			26
	Indictment Summons		1				1
	Detained Until Disposition		1	76	31		108
	<b>Total</b>		<b>42</b>	<b>102</b>	<b>31</b>		<b>175</b>
2019	Non-Financial Release		20				20
	Financial Release			9			9
	Indictment Summons		2	1			3
	Detained Until Disposition		3	51	21	2	77
	In Custody				1		1
	<b>Total</b>		<b>25</b>	<b>61</b>	<b>22</b>	<b>2</b>	<b>110</b>
2020	Administrative Release	3					3
	Non-Financial Release		16				16
	Financial Release			13			13
	Indictment Summons		4				4
	Detained Until Disposition		1	27	10	1	39
	In Custody			3			3
<b>Total</b>	<b>3</b>	<b>21</b>	<b>43</b>	<b>10</b>	<b>1</b>	<b>78</b>	
2021	Administrative Release	11					11
	Non-Financial Release		20				20
	Financial Release			18			18
	Indictment Summons		5				5
	Detained Until Disposition	2	1	29	19		51
	In Custody		1	18	1		20
<b>Total</b>	<b>13</b>	<b>27</b>	<b>65</b>	<b>20</b>		<b>125</b>	

\* Data provided from the Pretrial Information Management System.

\* A single release bond may apply to multiple cases.

\* A single case may have multiple different bonds set over time. Only the most recent release bond is reported for each case.

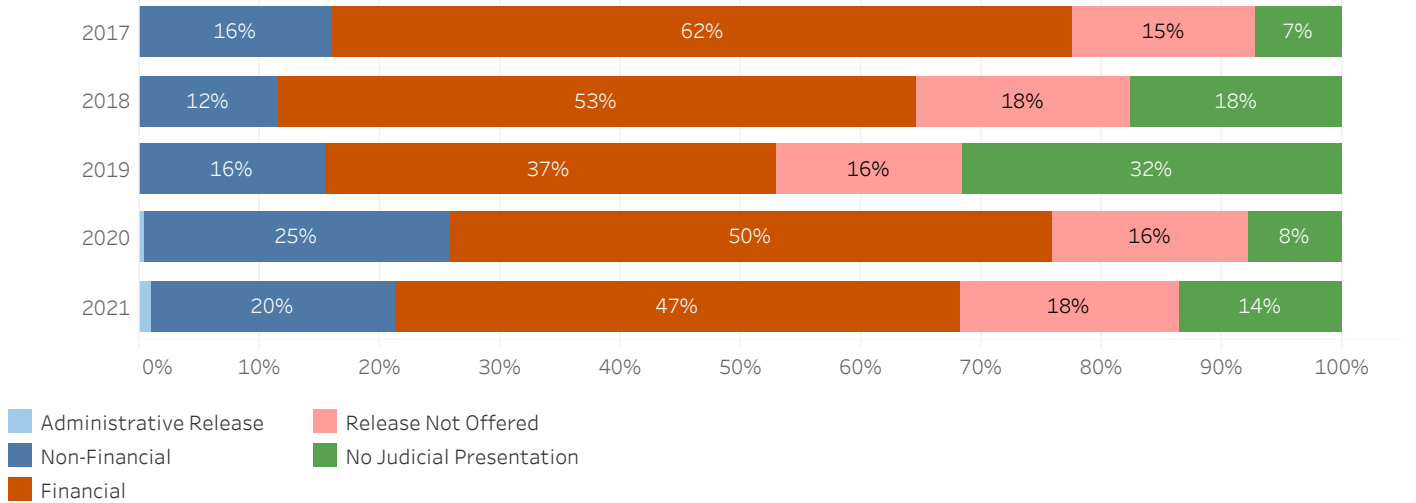


ADMINISTRATIVE OFFICE OF THE COURTS  
Research and Statistics

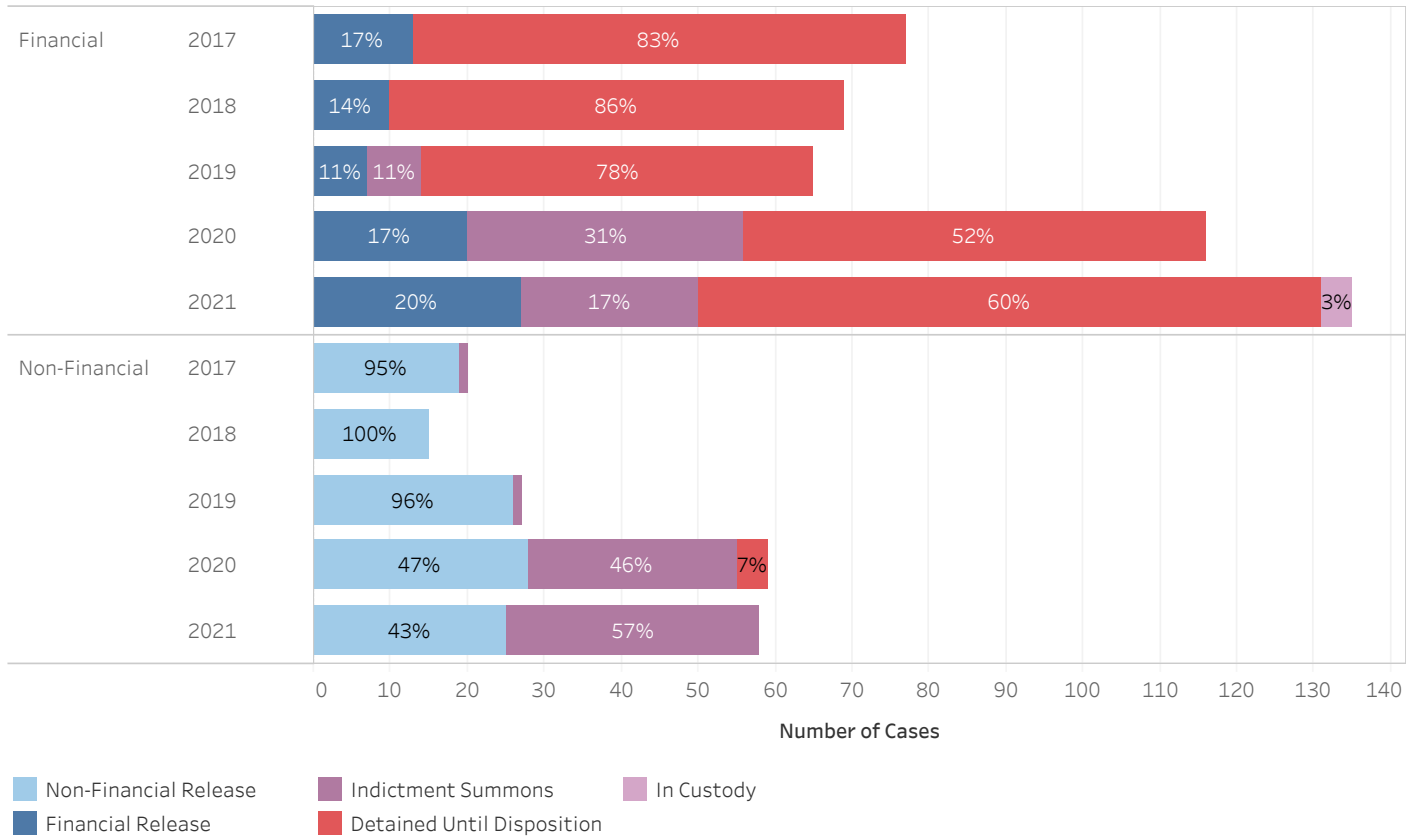
19\_PINS8007

Circuit Court Cases Booked CY 17-21 MUHLENBERG COUNTY

Circuit Court Release Decision (Bond) Percentage by Year of Case Booking



Number of Circuit Court Cases and Release Outcome for Financial and Non-Financial Bonds  
(Excludes Administrative Release, Release Not Offered, and No Judicial Presentation)



\* Data provided from the Pretrial Information Management System.

\* A single release bond may apply to multiple cases.

\* A single case may have multiple different bonds set over time. Only the most recent release bond is reported for each case.



**ADMINISTRATIVE OFFICE OF THE COURTS  
Research and Statistics**

19\_PINS8007

**Circuit Court Cases Booked CY 17-21 MUHLENBERG COUNTY**

Circuit Court Release Decision and Release Outcome by Year of Case Booking

Year of Date Booked	Release Outcome	Release Decision					Grand Total
		Administrative Release	Non-Financial	Financial	Release Not Offered	No Judicial Presentation	
2017	Non-Financial Release		19				19
	Financial Release			13			13
	Indictment Summons		1				1
	Detained Until Disposition			64	19	9	92
	<b>Total</b>		<b>20</b>	<b>77</b>	<b>19</b>	<b>9</b>	<b>125</b>
2018	Non-Financial Release		15				15
	Financial Release			10			10
	Detained Until Disposition			59	23	23	105
	<b>Total</b>		<b>15</b>	<b>69</b>	<b>23</b>	<b>23</b>	<b>130</b>
2019	Non-Financial Release		26				26
	Financial Release			7			7
	Indictment Summons		1	7			8
	Detained Until Disposition			51	27	55	133
	<b>Total</b>		<b>27</b>	<b>65</b>	<b>27</b>	<b>55</b>	<b>174</b>
2020	Non-Financial Release		28				28
	Financial Release			20			20
	Indictment Summons		27	36			63
	Detained Until Disposition	1	4	60	37	18	120
	In Custody				1		1
	<b>Total</b>	<b>1</b>	<b>59</b>	<b>116</b>	<b>38</b>	<b>18</b>	<b>232</b>
2021	Administrative Release	1					1
	Non-Financial Release		25				25
	Financial Release			27			27
	Indictment Summons		33	23			56
	Detained Until Disposition	2		81	50	39	172
	In Custody			4	2		6
	<b>Total</b>	<b>3</b>	<b>58</b>	<b>135</b>	<b>52</b>	<b>39</b>	<b>287</b>

\* Data provided from the Pretrial Information Management System.

\* A single release bond may apply to multiple cases.

\* A single case may have multiple different bonds set over time. Only the most recent release bond is reported for each case.

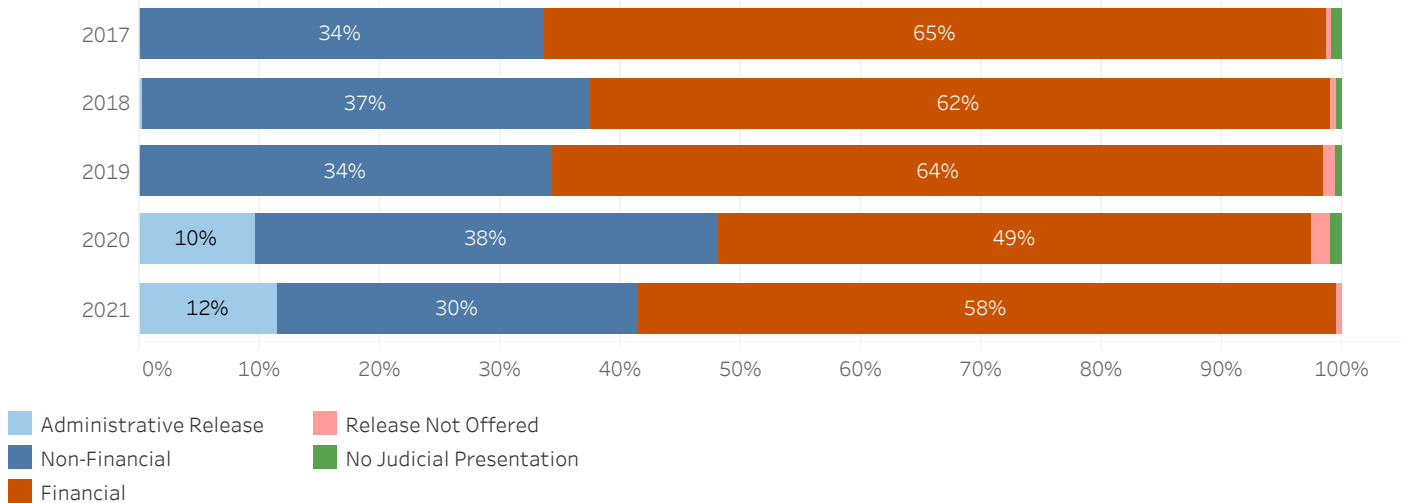


ADMINISTRATIVE OFFICE OF THE COURTS  
Research and Statistics

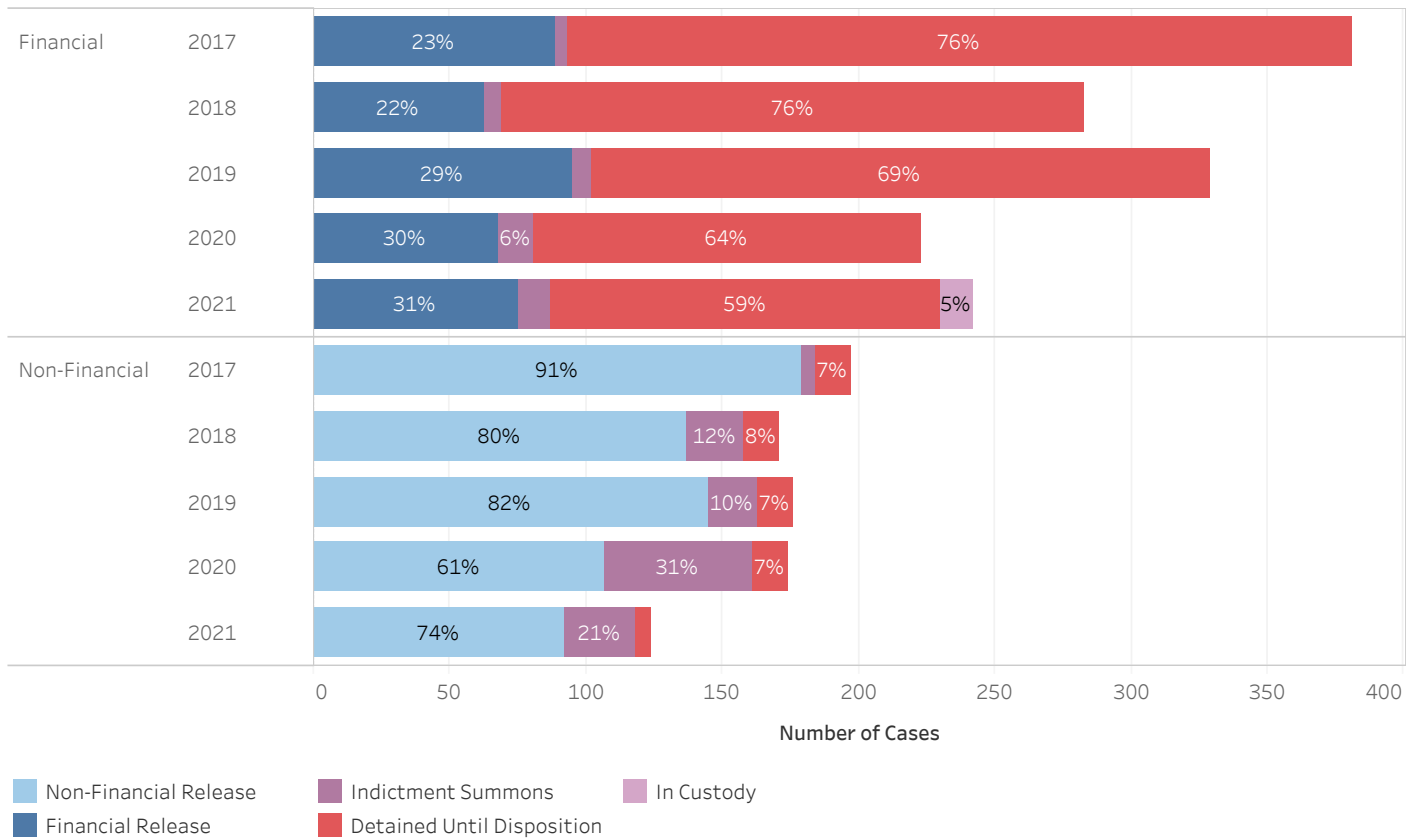
19\_PINS8007

Circuit Court Cases Booked CY 17-21 NELSON COUNTY

Circuit Court Release Decision (Bond) Percentage by Year of Case Booking



Number of Circuit Court Cases and Release Outcome for Financial and Non-Financial Bonds  
(Excludes Administrative Release, Release Not Offered, and No Judicial Presentation)



\* Data provided from the Pretrial Information Management System.

\* A single release bond may apply to multiple cases.

\* A single case may have multiple different bonds set over time. Only the most recent release bond is reported for each case.





**ADMINISTRATIVE OFFICE OF THE COURTS  
Research and Statistics**

19\_PINS8007

**Circuit Court Cases Booked CY 17-21 NELSON COUNTY**

Circuit Court Release Decision and Release Outcome by Year of Case Booking

Year of Date Booked	Release Outcome	Release Decision					Grand Total
		Administrative Release	Non-Financial	Financial	Release Not Offered	No Judicial Presentation	
2017	Non-Financial Release		179				179
	Financial Release			89			89
	Indictment Summons		5	4			9
	Detained Until Disposition		13	288	3	5	309
	<b>Total</b>		<b>197</b>	<b>381</b>	<b>3</b>	<b>5</b>	<b>586</b>
2018	Administrative Release	1					1
	Non-Financial Release		137				137
	Financial Release			63			63
	Indictment Summons		21	6			27
	Detained Until Disposition		13	214	3	2	232
	<b>Total</b>	<b>1</b>	<b>171</b>	<b>283</b>	<b>3</b>	<b>2</b>	<b>460</b>
2019	Non-Financial Release		145				145
	Financial Release			95			95
	Indictment Summons		18	7			25
	Detained Until Disposition		13	227	5	3	248
	<b>Total</b>		<b>176</b>	<b>329</b>	<b>5</b>	<b>3</b>	<b>513</b>
2020	Administrative Release	36					36
	Non-Financial Release		107				107
	Financial Release			68			68
	Indictment Summons		54	13			67
	Detained Until Disposition	8	13	142	7	5	175
	<b>Total</b>	<b>44</b>	<b>174</b>	<b>223</b>	<b>7</b>	<b>5</b>	<b>453</b>
2021	Administrative Release	42					42
	Non-Financial Release		92				92
	Financial Release			75			75
	Indictment Summons		26	12			38
	Detained Until Disposition	6	6	143	2		157
	In Custody			12			12
	<b>Total</b>	<b>48</b>	<b>124</b>	<b>242</b>	<b>2</b>		<b>416</b>

\* Data provided from the Pretrial Information Management System.

\* A single release bond may apply to multiple cases.

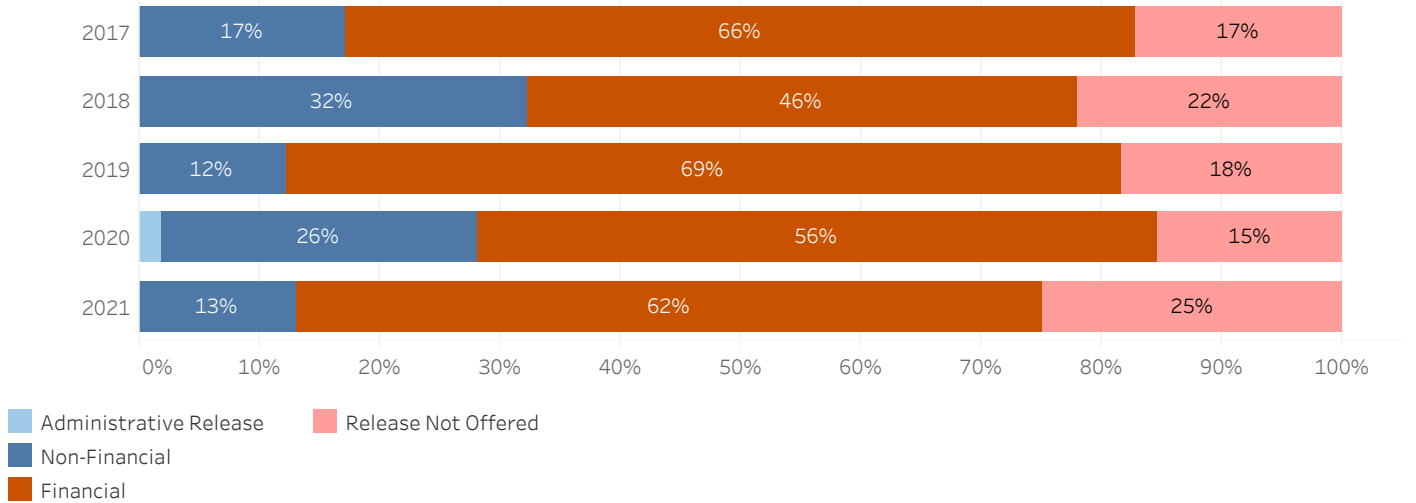
\* A single case may have multiple different bonds set over time. Only the most recent release bond is reported for each case.



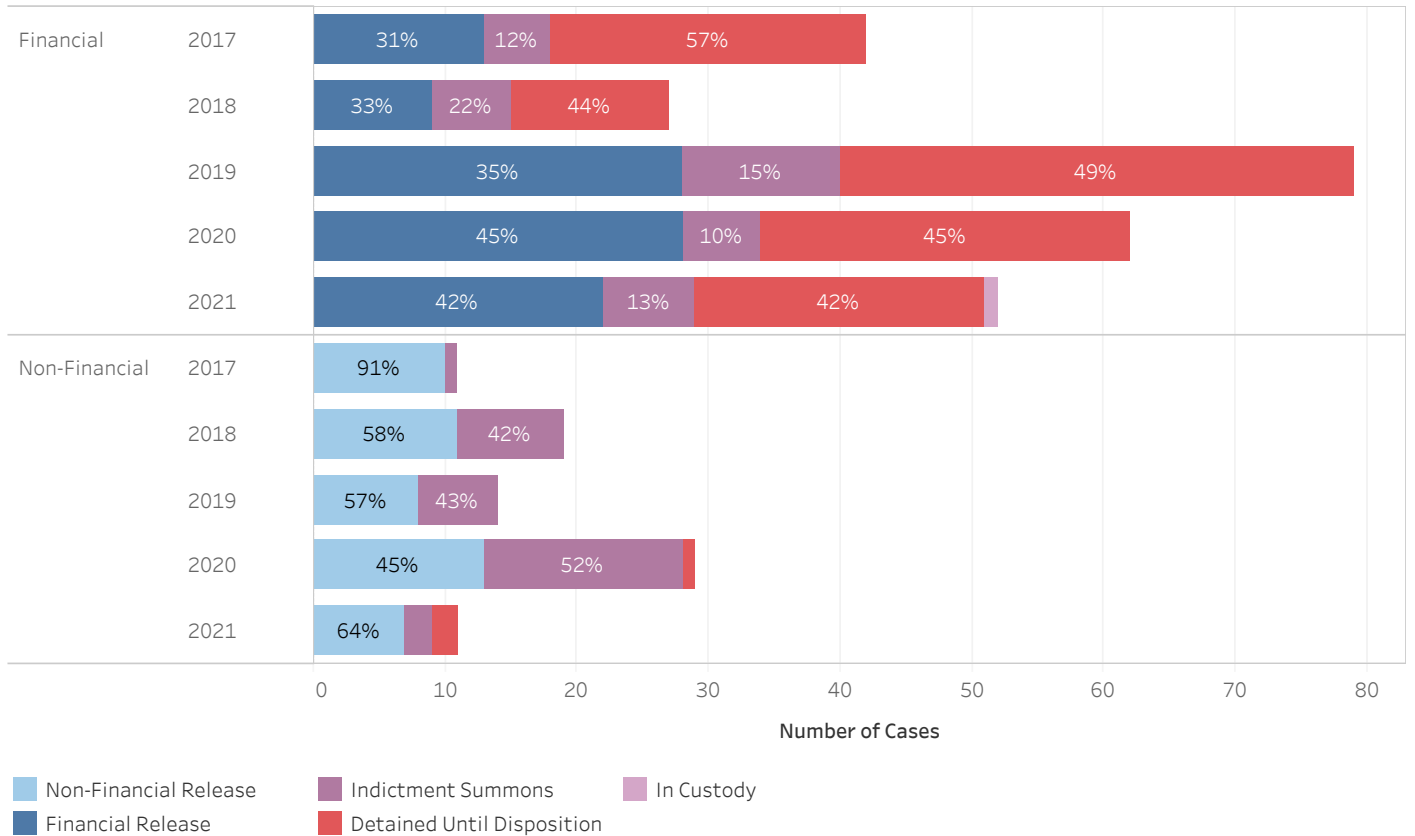
ADMINISTRATIVE OFFICE OF THE COURTS  
Research and Statistics

Circuit Court Cases Booked CY 17-21 NICHOLAS COUNTY

Circuit Court Release Decision (Bond) Percentage by Year of Case Booking



Number of Circuit Court Cases and Release Outcome for Financial and Non-Financial Bonds  
(Excludes Administrative Release, Release Not Offered, and No Judicial Presentation)



\* Data provided from the Pretrial Information Management System.

\* A single release bond may apply to multiple cases.

\* A single case may have multiple different bonds set over time. Only the most recent release bond is reported for each case.



**ADMINISTRATIVE OFFICE OF THE COURTS  
Research and Statistics**

19\_PINS8007

**Circuit Court Cases Booked CY 17-21 NICHOLAS COUNTY**

Circuit Court Release Decision and Release Outcome by Year of Case Booking

Year of Date Booked	Release Outcome	Release Decision			Grand Total	
		Administrative Release	Non-Financial	Financial		Release Not Offered
2017	Non-Financial Release		10		10	
	Financial Release			13	13	
	Indictment Summons		1	5	6	
	Detained Until Disposition			24	11	35
	<b>Total</b>		<b>11</b>	<b>42</b>	<b>11</b>	<b>64</b>
2018	Non-Financial Release		11		11	
	Financial Release			9	9	
	Indictment Summons		8	6	14	
	Detained Until Disposition			12	13	25
	<b>Total</b>		<b>19</b>	<b>27</b>	<b>13</b>	<b>59</b>
2019	Non-Financial Release		8		8	
	Financial Release			28	28	
	Indictment Summons		6	12	18	
	Detained Until Disposition			39	21	60
	<b>Total</b>		<b>14</b>	<b>79</b>	<b>21</b>	<b>114</b>
2020	Administrative Release	2			2	
	Non-Financial Release		13		13	
	Financial Release			28	28	
	Indictment Summons		15	6	21	
	Detained Until Disposition		1	28	17	46
	<b>Total</b>	<b>2</b>	<b>29</b>	<b>62</b>	<b>17</b>	<b>110</b>
2021	Non-Financial Release		7		7	
	Financial Release			22	22	
	Indictment Summons		2	7	9	
	Detained Until Disposition		2	22	19	43
	In Custody			1	2	3
	<b>Total</b>		<b>11</b>	<b>52</b>	<b>21</b>	<b>84</b>

\* Data provided from the Pretrial Information Management System.

\* A single release bond may apply to multiple cases.

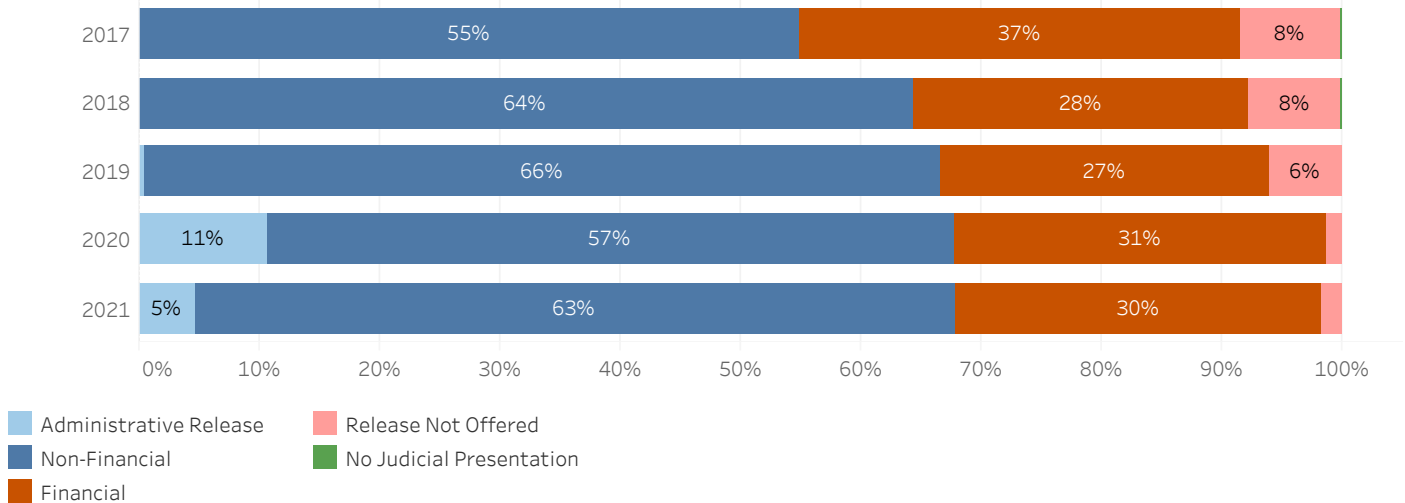
\* A single case may have multiple different bonds set over time. Only the most recent release bond is reported for each case.



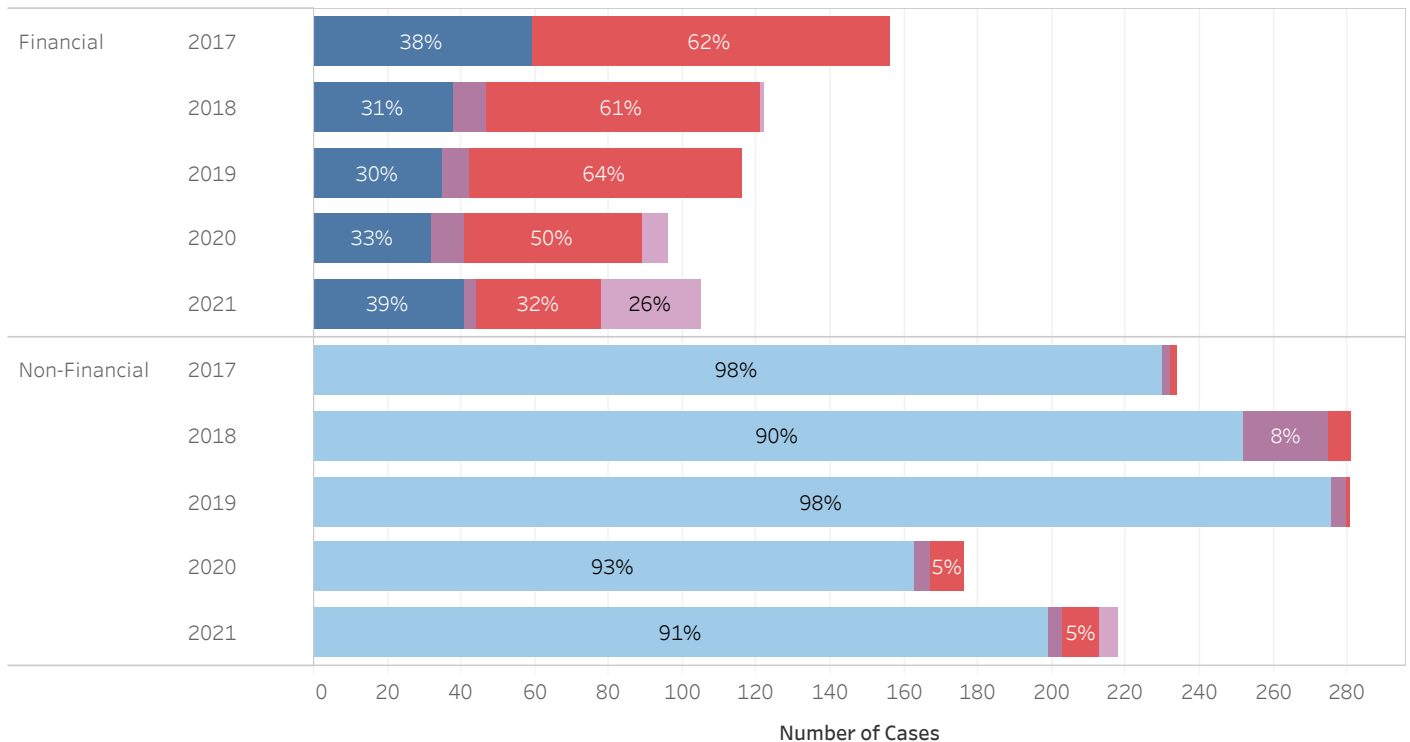
ADMINISTRATIVE OFFICE OF THE COURTS  
Research and Statistics

Circuit Court Cases Booked CY 17-21 OHIO COUNTY

Circuit Court Release Decision (Bond) Percentage by Year of Case Booking



Number of Circuit Court Cases and Release Outcome for Financial and Non-Financial Bonds  
(Excludes Administrative Release, Release Not Offered, and No Judicial Presentation)



■ Non-Financial Release     ■ Indictment Summons     ■ In Custody  
■ Financial Release     ■ Detained Until Disposition

\* Data provided from the Pretrial Information Management System.  
 \* A single release bond may apply to multiple cases.  
 \* A single case may have multiple different bonds set over time. Only the most recent release bond is reported for each case.



**ADMINISTRATIVE OFFICE OF THE COURTS  
Research and Statistics**

19\_PINS8007

**Circuit Court Cases Booked CY 17-21 OHIO COUNTY**

Circuit Court Release Decision and Release Outcome by Year of Case Booking

Year of Date Booked	Release Outcome	Release Decision				Grand Total	
		Administrative Release	Non-Financial	Financial	Release Not Offered No Judicial Presentation		
2017	Non-Financial Release		230			230	
	Financial Release			59		59	
	Indictment Summons		2			2	
	Detained Until Disposition		2	97	35	1	135
	<b>Total</b>		<b>234</b>	<b>156</b>	<b>35</b>	<b>1</b>	<b>426</b>
2018	Non-Financial Release		252			252	
	Financial Release			38		38	
	Indictment Summons		23	9		32	
	Detained Until Disposition		6	74	33	1	114
	In Custody			1			1
	<b>Total</b>		<b>281</b>	<b>122</b>	<b>33</b>	<b>1</b>	<b>437</b>
2019	Administrative Release	2				2	
	Non-Financial Release		276			276	
	Financial Release			35		35	
	Indictment Summons		4	7		11	
	Detained Until Disposition		1	74	26		101
	<b>Total</b>	<b>2</b>	<b>281</b>	<b>116</b>	<b>26</b>		<b>425</b>
2020	Administrative Release	30				30	
	Non-Financial Release		163			163	
	Financial Release			32		32	
	Indictment Summons		4	9		13	
	Detained Until Disposition	3	9	48	4	64	
	In Custody			7		7	
	<b>Total</b>	<b>33</b>	<b>176</b>	<b>96</b>	<b>4</b>		<b>309</b>
2021	Administrative Release	16				16	
	Non-Financial Release		199			199	
	Financial Release			41		41	
	Indictment Summons		4	3		7	
	Detained Until Disposition		10	34	4	48	
	In Custody		5	27	2	34	
	<b>Total</b>	<b>16</b>	<b>218</b>	<b>105</b>	<b>6</b>		<b>345</b>

\* Data provided from the Pretrial Information Management System.

\* A single release bond may apply to multiple cases.

\* A single case may have multiple different bonds set over time. Only the most recent release bond is reported for each case.

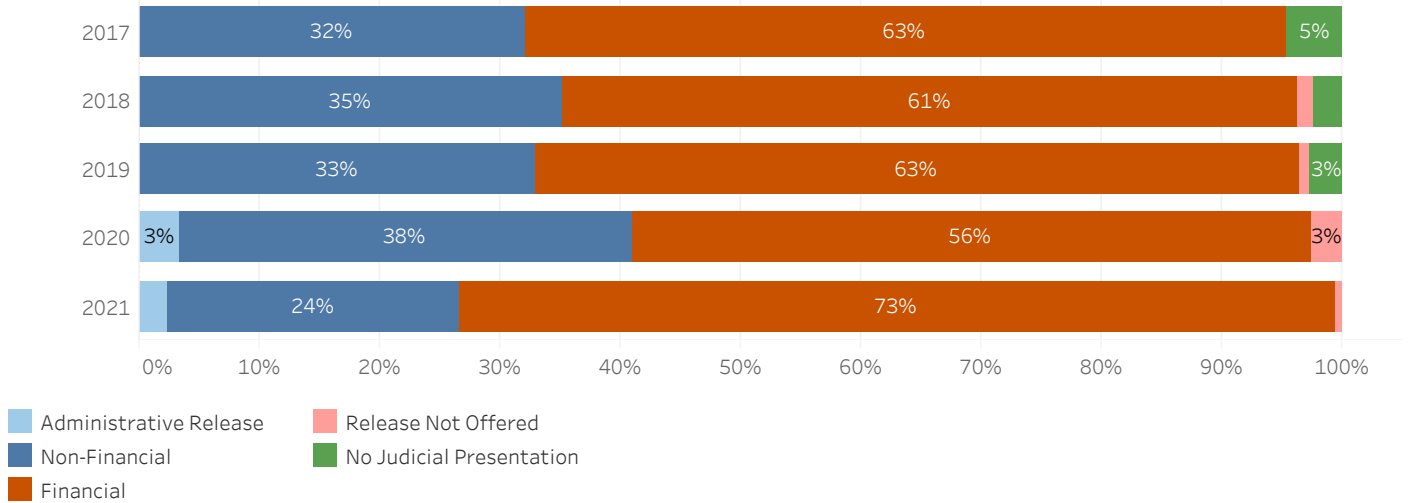


ADMINISTRATIVE OFFICE OF THE COURTS  
Research and Statistics

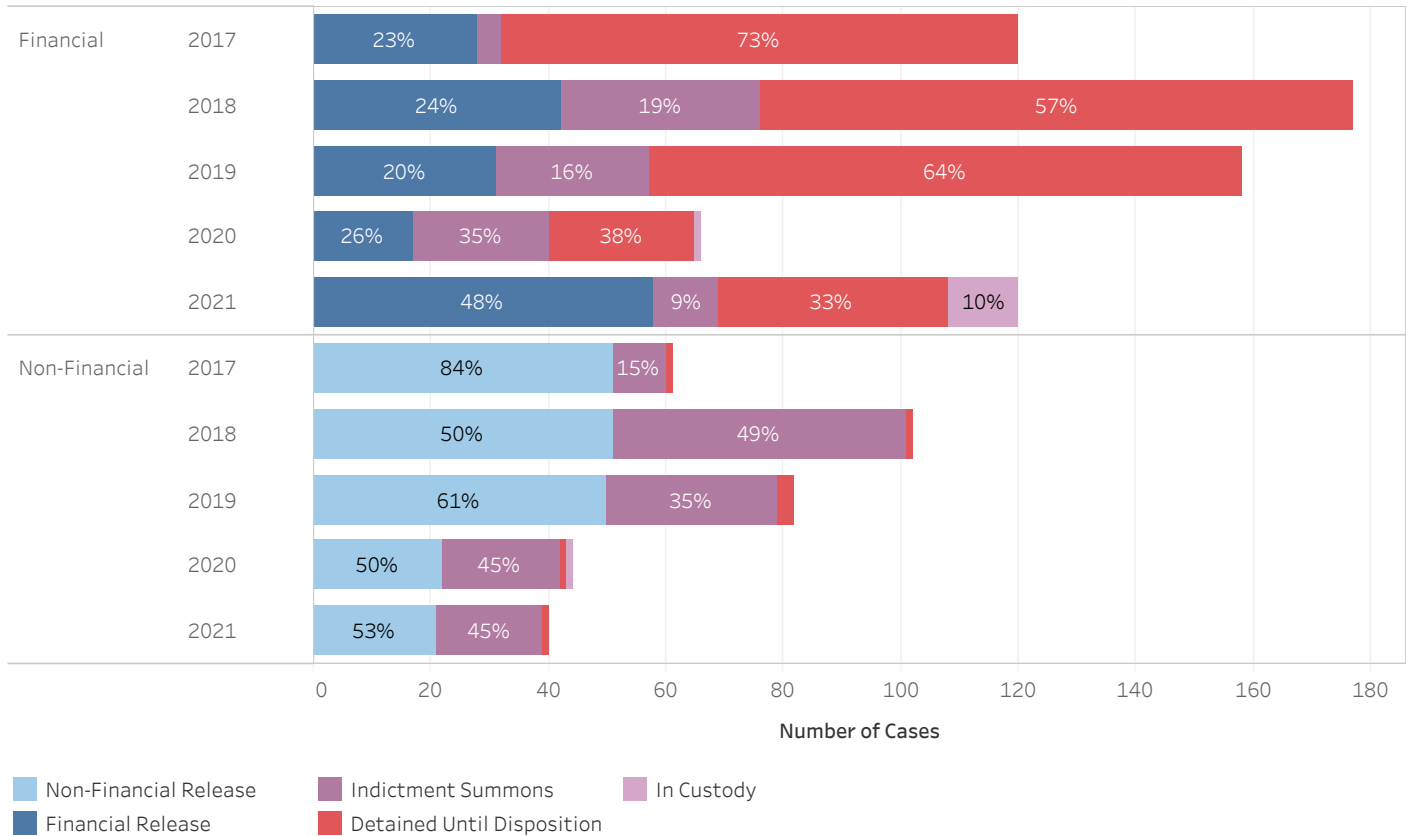
19\_PINS8007

Circuit Court Cases Booked CY 17-21 OLDHAM COUNTY

Circuit Court Release Decision (Bond) Percentage by Year of Case Booking



Number of Circuit Court Cases and Release Outcome for Financial and Non-Financial Bonds  
(Excludes Administrative Release, Release Not Offered, and No Judicial Presentation)



\* Data provided from the Pretrial Information Management System.

\* A single release bond may apply to multiple cases.

\* A single case may have multiple different bonds set over time. Only the most recent release bond is reported for each case.



**ADMINISTRATIVE OFFICE OF THE COURTS  
Research and Statistics**

19\_PINS8007

**Circuit Court Cases Booked CY 17-21 OLDHAM COUNTY**

Circuit Court Release Decision and Release Outcome by Year of Case Booking

Year of Date Booked	Release Outcome	Release Decision					Grand Total
		Administrative Release	Non-Financial	Financial	Release Not Offered	No Judicial Presentation	
2017	Non-Financial Release		51				51
	Financial Release			28			28
	Indictment Summons		9	4			13
	Detained Until Disposition		1	88		9	98
	<b>Total</b>		<b>61</b>	<b>120</b>		<b>9</b>	<b>190</b>
2018	Non-Financial Release		51				51
	Financial Release			42			42
	Indictment Summons		50	34			84
	Detained Until Disposition		1	101	4	7	113
	<b>Total</b>		<b>102</b>	<b>177</b>	<b>4</b>	<b>7</b>	<b>290</b>
2019	Non-Financial Release		50				50
	Financial Release			31			31
	Indictment Summons		29	26			55
	Detained Until Disposition		3	101	2	7	113
	<b>Total</b>		<b>82</b>	<b>158</b>	<b>2</b>	<b>7</b>	<b>249</b>
2020	Administrative Release	4					4
	Non-Financial Release		22				22
	Financial Release			17			17
	Indictment Summons		20	23			43
	Detained Until Disposition		1	25	3		29
	In Custody		1	1			2
	<b>Total</b>	<b>4</b>	<b>44</b>	<b>66</b>	<b>3</b>		<b>117</b>
2021	Administrative Release	4					4
	Non-Financial Release		21				21
	Financial Release			58			58
	Indictment Summons		18	11			29
	Detained Until Disposition		1	39	1		41
	In Custody			12			12
	<b>Total</b>	<b>4</b>	<b>40</b>	<b>120</b>	<b>1</b>		<b>165</b>

\* Data provided from the Pretrial Information Management System.

\* A single release bond may apply to multiple cases.

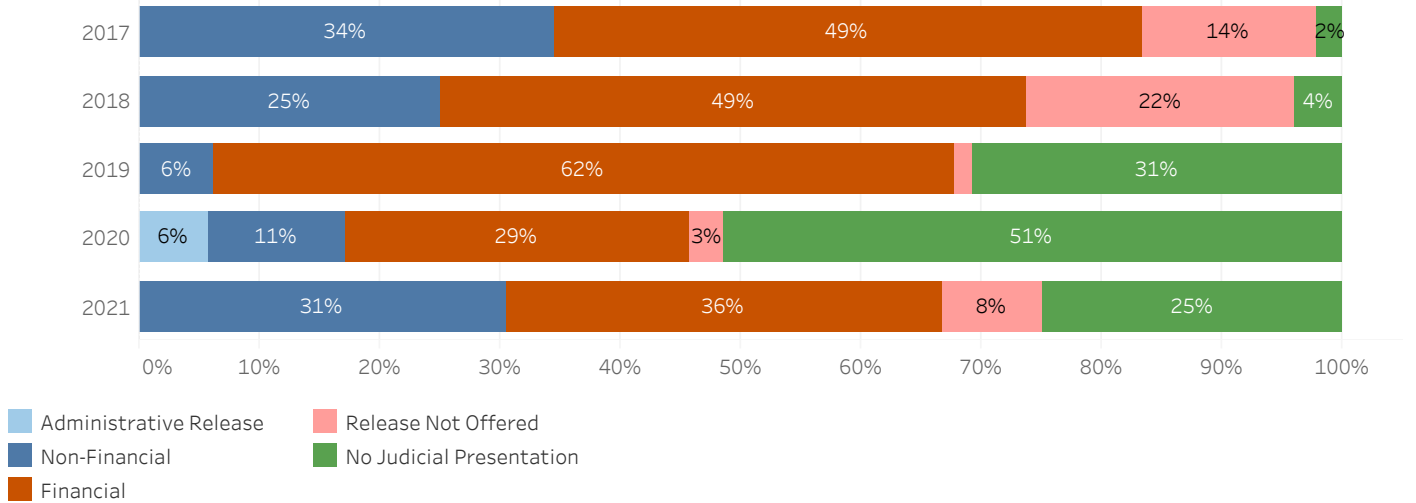
\* A single case may have multiple different bonds set over time. Only the most recent release bond is reported for each case.



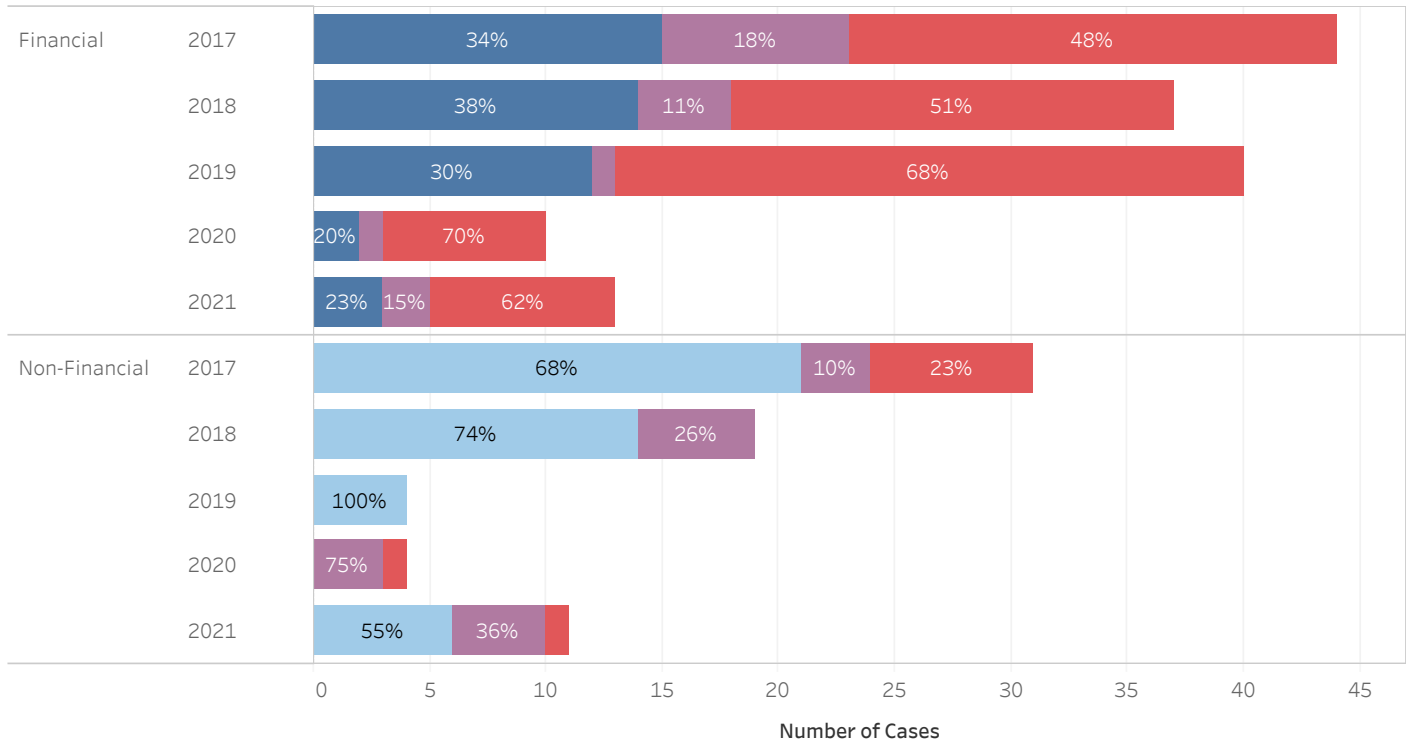
ADMINISTRATIVE OFFICE OF THE COURTS  
Research and Statistics

Circuit Court Cases Booked CY 17-21 OWEN COUNTY

Circuit Court Release Decision (Bond) Percentage by Year of Case Booking



Number of Circuit Court Cases and Release Outcome for Financial and Non-Financial Bonds  
(Excludes Administrative Release, Release Not Offered, and No Judicial Presentation)



■ Non-Financial Release     ■ Indictment Summons  
■ Financial Release         ■ Detained Until Disposition

\* Data provided from the Pretrial Information Management System.  
 \* A single release bond may apply to multiple cases.  
 \* A single case may have multiple different bonds set over time. Only the most recent release bond is reported for each case.





**ADMINISTRATIVE OFFICE OF THE COURTS  
Research and Statistics**

19\_PINS8007

**Circuit Court Cases Booked CY 17-21 OWEN COUNTY**

Circuit Court Release Decision and Release Outcome by Year of Case Booking

Year of Date Booked	Release Outcome	Release Decision					Grand Total
		Administrative Release	Non-Financial	Financial	Release Not Offered	No Judicial Presentation	
2017	Non-Financial Release		21				21
	Financial Release			15			15
	Indictment Summons		3	8			11
	Detained Until Disposition		7	21	13	2	43
	<b>Total</b>		<b>31</b>	<b>44</b>	<b>13</b>	<b>2</b>	<b>90</b>
2018	Non-Financial Release		14				14
	Financial Release			14			14
	Indictment Summons		5	4			9
	Detained Until Disposition			19	17	3	39
	<b>Total</b>		<b>19</b>	<b>37</b>	<b>17</b>	<b>3</b>	<b>76</b>
2019	Non-Financial Release		4				4
	Financial Release			12			12
	Indictment Summons			1			1
	Detained Until Disposition			27	1	20	48
	<b>Total</b>		<b>4</b>	<b>40</b>	<b>1</b>	<b>20</b>	<b>65</b>
2020	Administrative Release	2					2
	Financial Release			2			2
	Indictment Summons		3	1			4
	Detained Until Disposition		1	7	1	18	27
	<b>Total</b>	<b>2</b>	<b>4</b>	<b>10</b>	<b>1</b>	<b>18</b>	<b>35</b>
2021	Non-Financial Release		6				6
	Financial Release			3			3
	Indictment Summons		4	2			6
	Detained Until Disposition		1	8	3	9	21
	<b>Total</b>		<b>11</b>	<b>13</b>	<b>3</b>	<b>9</b>	<b>36</b>

\* Data provided from the Pretrial Information Management System.

\* A single release bond may apply to multiple cases.

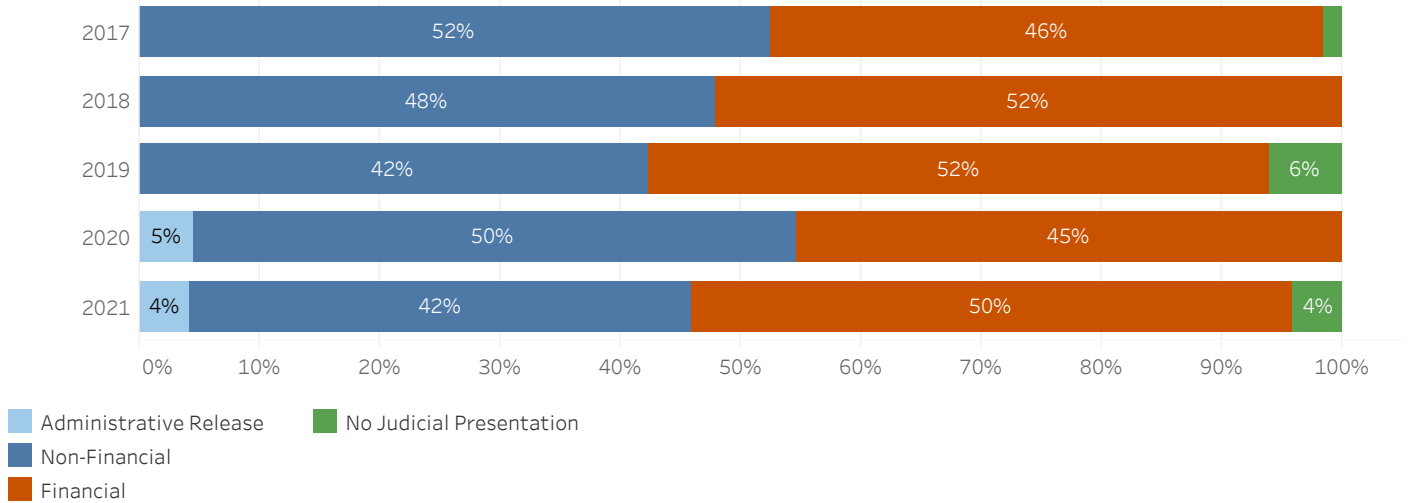
\* A single case may have multiple different bonds set over time. Only the most recent release bond is reported for each case.



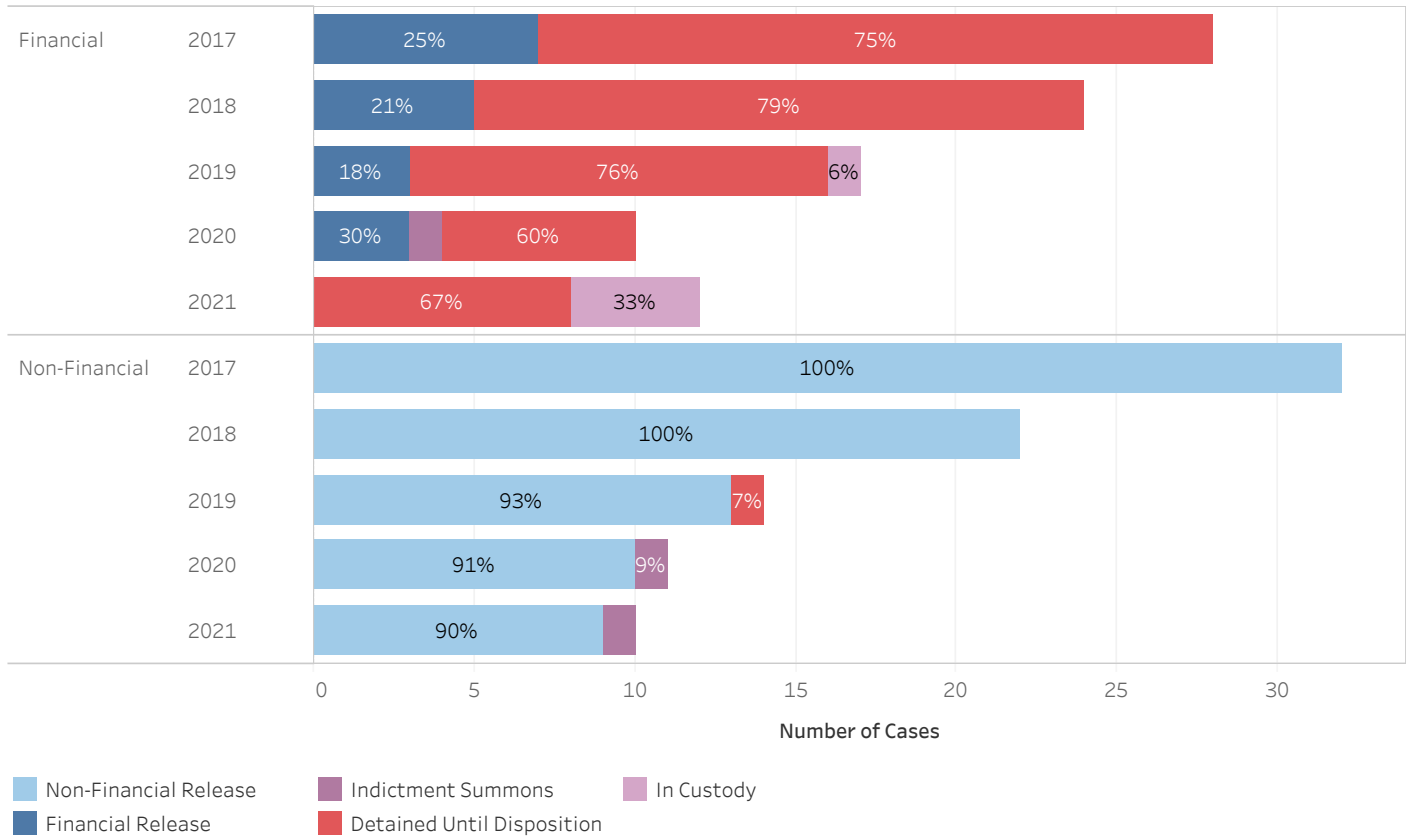
ADMINISTRATIVE OFFICE OF THE COURTS  
Research and Statistics

Circuit Court Cases Booked CY 17-21 OWSLEY COUNTY

Circuit Court Release Decision (Bond) Percentage by Year of Case Booking



Number of Circuit Court Cases and Release Outcome for Financial and Non-Financial Bonds  
(Excludes Administrative Release, Release Not Offered, and No Judicial Presentation)



\* Data provided from the Pretrial Information Management System.

\* A single release bond may apply to multiple cases.

\* A single case may have multiple different bonds set over time. Only the most recent release bond is reported for each case.



**ADMINISTRATIVE OFFICE OF THE COURTS  
Research and Statistics**

19\_PINS8007

**Circuit Court Cases Booked CY 17-21 OWSLEY COUNTY**

Circuit Court Release Decision and Release Outcome by Year of Case Booking

Year of Date Booked	Release Outcome	Release Decision			Grand Total	
		Administrative Release	Non-Financial	Financial		No Judicial Presentation
2017	Non-Financial Release		32		32	
	Financial Release			7	7	
	Detained Until Disposition			21	1	22
	<b>Total</b>		<b>32</b>	<b>28</b>	<b>1</b>	<b>61</b>
2018	Non-Financial Release		22		22	
	Financial Release			5	5	
	Detained Until Disposition			19	19	
	<b>Total</b>		<b>22</b>	<b>24</b>		<b>46</b>
2019	Non-Financial Release		13		13	
	Financial Release			3	3	
	Detained Until Disposition		1	13	2	16
	In Custody			1	1	
	<b>Total</b>		<b>14</b>	<b>17</b>	<b>2</b>	<b>33</b>
2020	Administrative Release	1			1	
	Non-Financial Release		10		10	
	Financial Release			3	3	
	Indictment Summons		1	1	2	
	Detained Until Disposition			6	6	
	<b>Total</b>	<b>1</b>	<b>11</b>	<b>10</b>		<b>22</b>
2021	Administrative Release	1			1	
	Non-Financial Release		9		9	
	Indictment Summons		1		1	
	Detained Until Disposition			8	1	9
	In Custody			4	4	
	<b>Total</b>	<b>1</b>	<b>10</b>	<b>12</b>	<b>1</b>	<b>24</b>

\* Data provided from the Pretrial Information Management System.

\* A single release bond may apply to multiple cases.

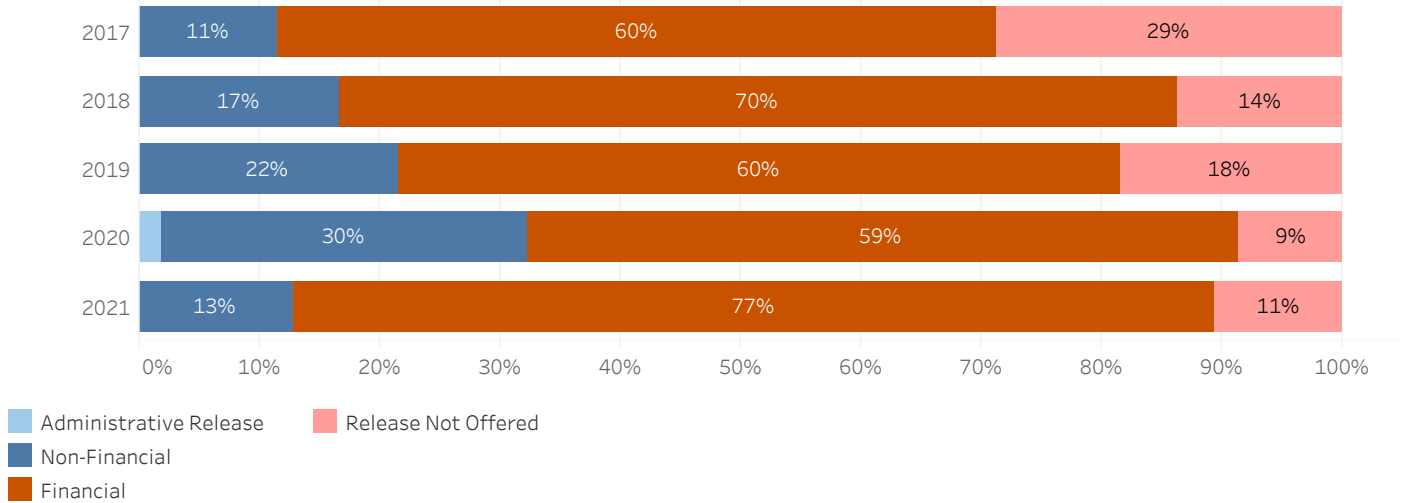
\* A single case may have multiple different bonds set over time. Only the most recent release bond is reported for each case.



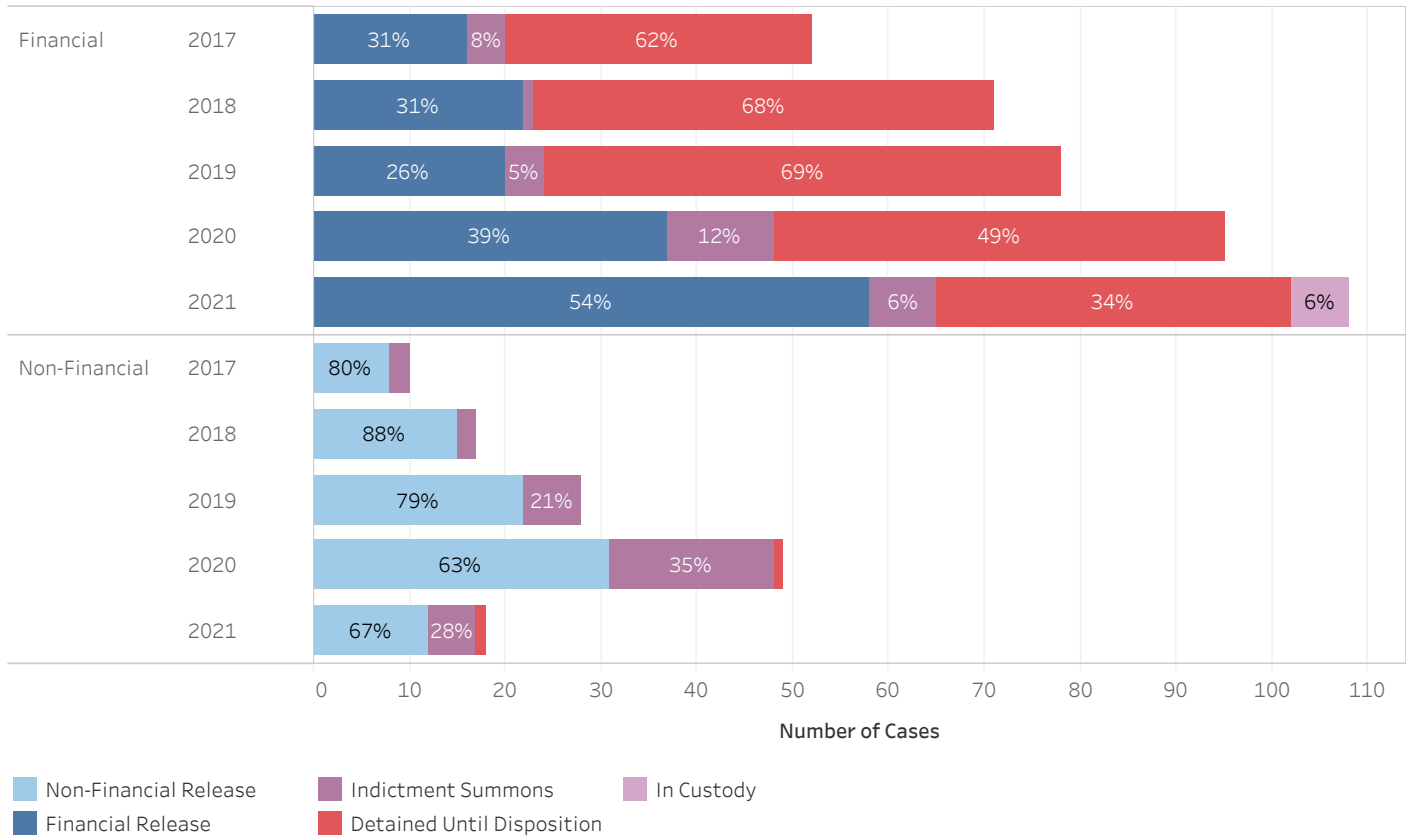
ADMINISTRATIVE OFFICE OF THE COURTS  
Research and Statistics

Circuit Court Cases Booked CY 17-21 PENDLETON COUNTY

Circuit Court Release Decision (Bond) Percentage by Year of Case Booking



Number of Circuit Court Cases and Release Outcome for Financial and Non-Financial Bonds  
(Excludes Administrative Release, Release Not Offered, and No Judicial Presentation)



\* Data provided from the Pretrial Information Management System.

\* A single release bond may apply to multiple cases.

\* A single case may have multiple different bonds set over time. Only the most recent release bond is reported for each case.



**ADMINISTRATIVE OFFICE OF THE COURTS  
Research and Statistics**

19\_PINS8007

**Circuit Court Cases Booked CY 17-21 PENDLETON COUNTY**

Circuit Court Release Decision and Release Outcome by Year of Case Booking

Year of Date Booked	Release Outcome	Release Decision			Grand Total	
		Administrative Release	Non-Financial	Financial		Release Not Offered
2017	Non-Financial Release		8		8	
	Financial Release			16	16	
	Indictment Summons		2	4	6	
	Detained Until Disposition			32	25	57
	<b>Total</b>		<b>10</b>	<b>52</b>	<b>25</b>	<b>87</b>
2018	Non-Financial Release		15		15	
	Financial Release			22	22	
	Indictment Summons		2	1	3	
	Detained Until Disposition			48	14	62
	<b>Total</b>		<b>17</b>	<b>71</b>	<b>14</b>	<b>102</b>
2019	Non-Financial Release		22		22	
	Financial Release			20	20	
	Indictment Summons		6	4	10	
	Detained Until Disposition			54	24	78
	<b>Total</b>		<b>28</b>	<b>78</b>	<b>24</b>	<b>130</b>
2020	Administrative Release	3			3	
	Non-Financial Release		31		31	
	Financial Release			37	37	
	Indictment Summons		17	11	28	
	Detained Until Disposition		1	47	14	62
	<b>Total</b>	<b>3</b>	<b>49</b>	<b>95</b>	<b>14</b>	<b>161</b>
2021	Non-Financial Release		12		12	
	Financial Release			58	58	
	Indictment Summons		5	7	12	
	Detained Until Disposition		1	37	14	52
	In Custody			6	1	7
	<b>Total</b>		<b>18</b>	<b>108</b>	<b>15</b>	<b>141</b>

\* Data provided from the Pretrial Information Management System.

\* A single release bond may apply to multiple cases.

\* A single case may have multiple different bonds set over time. Only the most recent release bond is reported for each case.

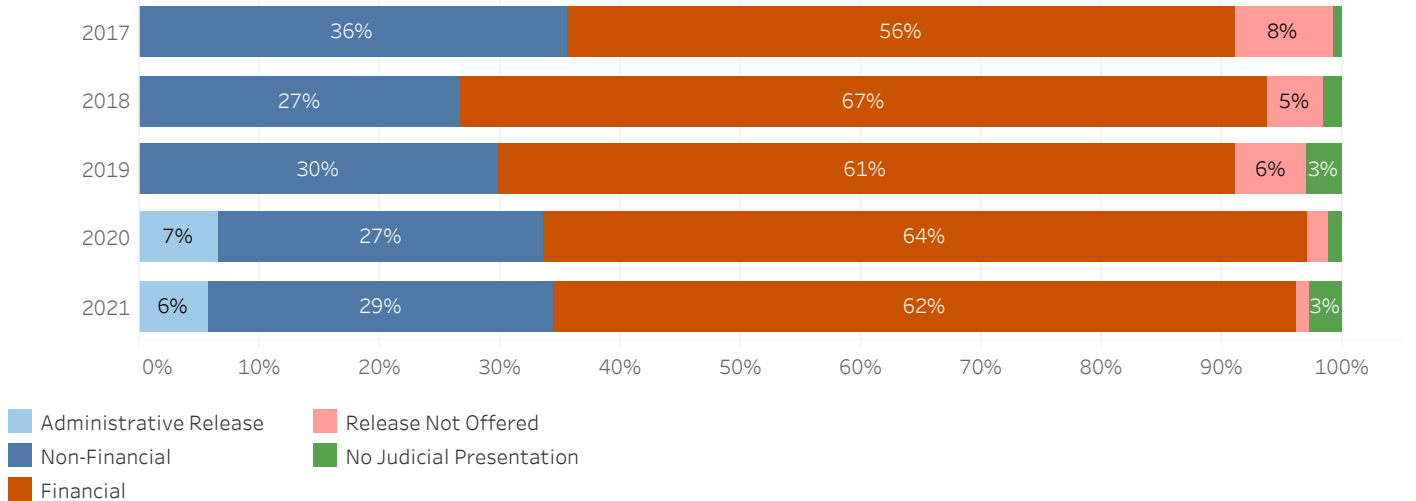


ADMINISTRATIVE OFFICE OF THE COURTS  
Research and Statistics

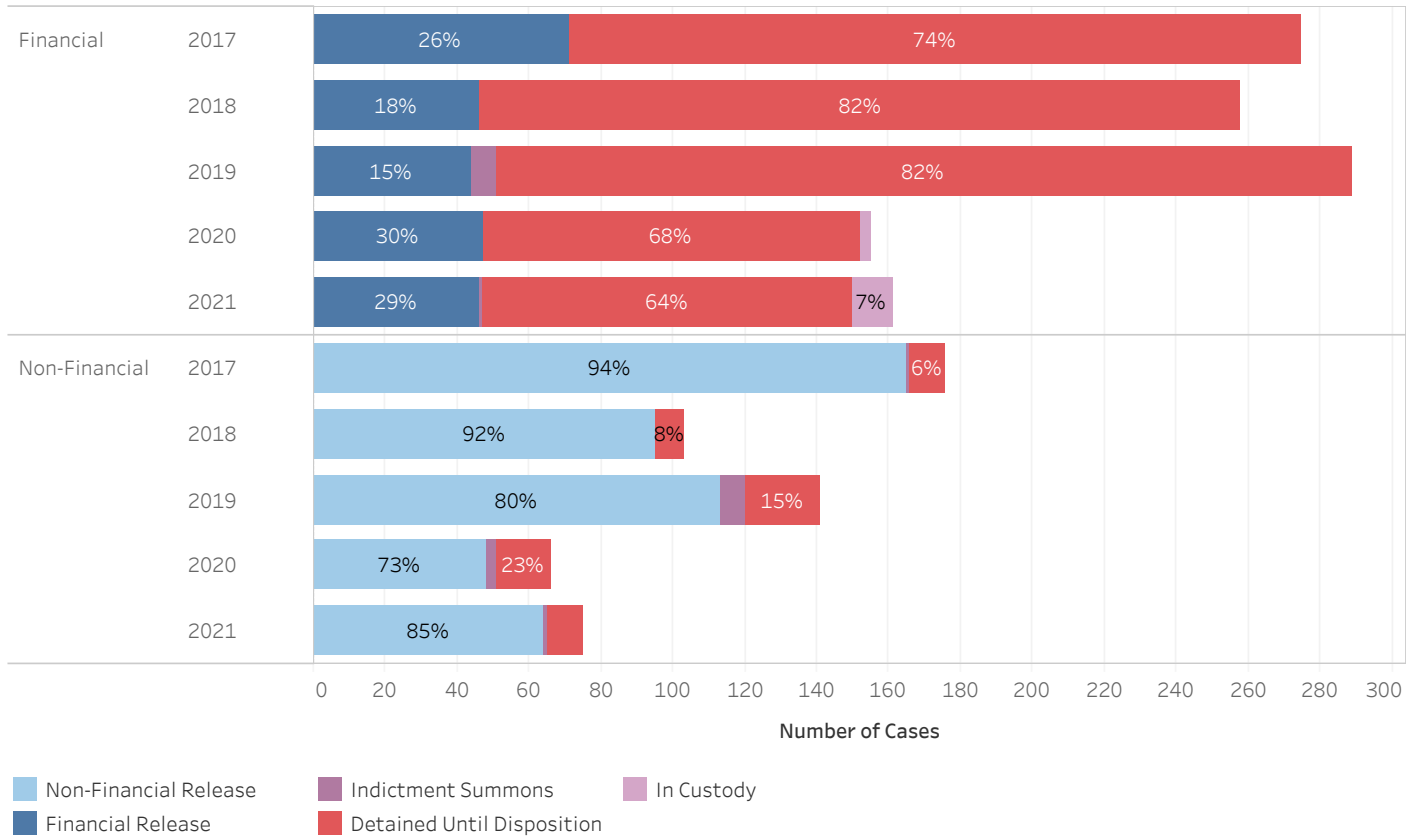
19\_PINS8007

Circuit Court Cases Booked CY 17-21 PERRY COUNTY

Circuit Court Release Decision (Bond) Percentage by Year of Case Booking



Number of Circuit Court Cases and Release Outcome for Financial and Non-Financial Bonds  
(Excludes Administrative Release, Release Not Offered, and No Judicial Presentation)



\* Data provided from the Pretrial Information Management System.

\* A single release bond may apply to multiple cases.

\* A single case may have multiple different bonds set over time. Only the most recent release bond is reported for each case.



**ADMINISTRATIVE OFFICE OF THE COURTS  
Research and Statistics**

19\_PINS8007

**Circuit Court Cases Booked CY 17-21 PERRY COUNTY**

Circuit Court Release Decision and Release Outcome by Year of Case Booking

Year of Date Booked	Release Outcome	Release Decision					Grand Total
		Administrative Release	Non-Financial	Financial	Release Not Offered	No Judicial Presentation	
2017	Non-Financial Release		165				165
	Financial Release			71			71
	Indictment Summons		1				1
	Detained Until Disposition		10	204	40	4	258
	<b>Total</b>		<b>176</b>	<b>275</b>	<b>40</b>	<b>4</b>	<b>495</b>
2018	Non-Financial Release		95				95
	Financial Release			46			46
	Detained Until Disposition		8	212	18	6	244
	<b>Total</b>		<b>103</b>	<b>258</b>	<b>18</b>	<b>6</b>	<b>385</b>
2019	Non-Financial Release		113				113
	Financial Release			44			44
	Indictment Summons		7	7			14
	Detained Until Disposition		21	238	28	14	301
	<b>Total</b>		<b>141</b>	<b>289</b>	<b>28</b>	<b>14</b>	<b>472</b>
2020	Administrative Release	14					14
	Non-Financial Release		48				48
	Financial Release			47			47
	Indictment Summons		3				3
	Detained Until Disposition	2	15	105	4	3	129
	In Custody			3			3
<b>Total</b>	<b>16</b>	<b>66</b>	<b>155</b>	<b>4</b>	<b>3</b>	<b>244</b>	
2021	Administrative Release	12					12
	Non-Financial Release		64				64
	Financial Release			46			46
	Indictment Summons		1	1			2
	Detained Until Disposition	3	10	103	3	7	126
	In Custody			11			11
<b>Total</b>	<b>15</b>	<b>75</b>	<b>161</b>	<b>3</b>	<b>7</b>	<b>261</b>	

\* Data provided from the Pretrial Information Management System.

\* A single release bond may apply to multiple cases.

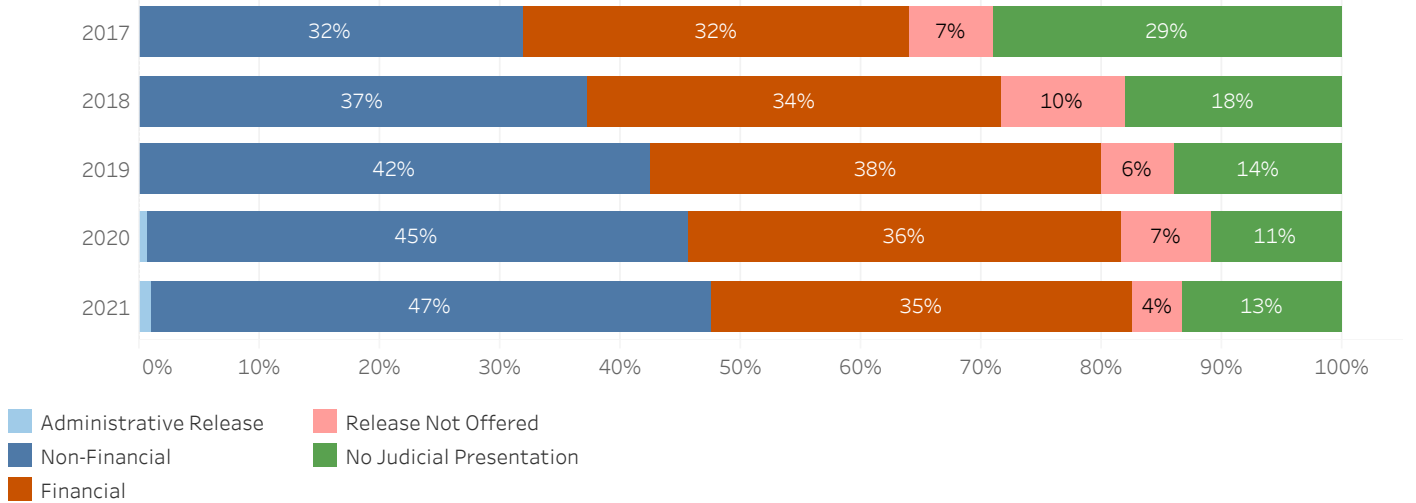
\* A single case may have multiple different bonds set over time. Only the most recent release bond is reported for each case.



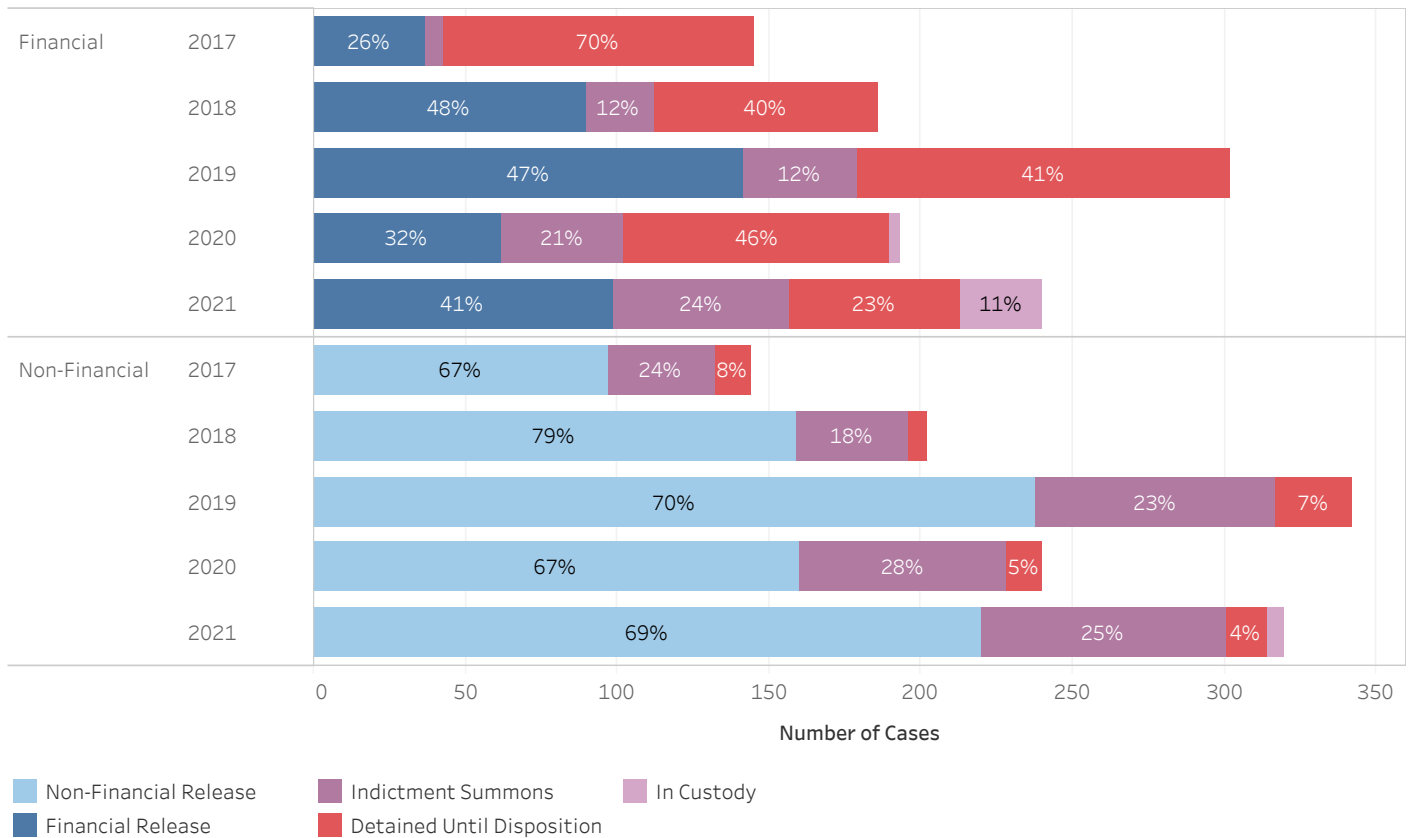
ADMINISTRATIVE OFFICE OF THE COURTS  
Research and Statistics

Circuit Court Cases Booked CY 17-21 PIKE COUNTY

Circuit Court Release Decision (Bond) Percentage by Year of Case Booking



Number of Circuit Court Cases and Release Outcome for Financial and Non-Financial Bonds  
(Excludes Administrative Release, Release Not Offered, and No Judicial Presentation)



\* Data provided from the Pretrial Information Management System.

\* A single release bond may apply to multiple cases.

\* A single case may have multiple different bonds set over time. Only the most recent release bond is reported for each case.





**ADMINISTRATIVE OFFICE OF THE COURTS  
Research and Statistics**

19\_PINS8007

**Circuit Court Cases Booked CY 17-21 PIKE COUNTY**

Circuit Court Release Decision and Release Outcome by Year of Case Booking

Year of Date Booked	Release Outcome	Release Decision					Grand Total
		Administrative Release	Non-Financial	Financial	Release Not Offered	No Judicial Presentation	
2017	Non-Financial Release		97				97
	Financial Release			37			37
	Indictment Summons		35	6			41
	Detained Until Disposition		12	102	31	131	276
	<b>Total</b>		<b>144</b>	<b>145</b>	<b>31</b>	<b>131</b>	<b>451</b>
2018	Non-Financial Release		159				159
	Financial Release			90			90
	Indictment Summons		37	22			59
	Detained Until Disposition		6	74	56	98	234
	<b>Total</b>		<b>202</b>	<b>186</b>	<b>56</b>	<b>98</b>	<b>542</b>
2019	Non-Financial Release		238				238
	Financial Release			142			142
	Indictment Summons		79	37			116
	Detained Until Disposition		25	123	48	113	309
	<b>Total</b>		<b>342</b>	<b>302</b>	<b>48</b>	<b>113</b>	<b>805</b>
2020	Administrative Release	4					4
	Non-Financial Release		160				160
	Financial Release			62			62
	Indictment Summons		68	40			108
	Detained Until Disposition		12	88	40	58	198
	In Custody			3			3
	<b>Total</b>	<b>4</b>	<b>240</b>	<b>193</b>	<b>40</b>	<b>58</b>	<b>535</b>
2021	Administrative Release	5					5
	Non-Financial Release		220				220
	Financial Release			99			99
	Indictment Summons		81	58			139
	Detained Until Disposition	2	13	56	29	88	188
	In Custody		6	27		3	36
	<b>Total</b>	<b>7</b>	<b>320</b>	<b>240</b>	<b>29</b>	<b>91</b>	<b>687</b>

\* Data provided from the Pretrial Information Management System.

\* A single release bond may apply to multiple cases.

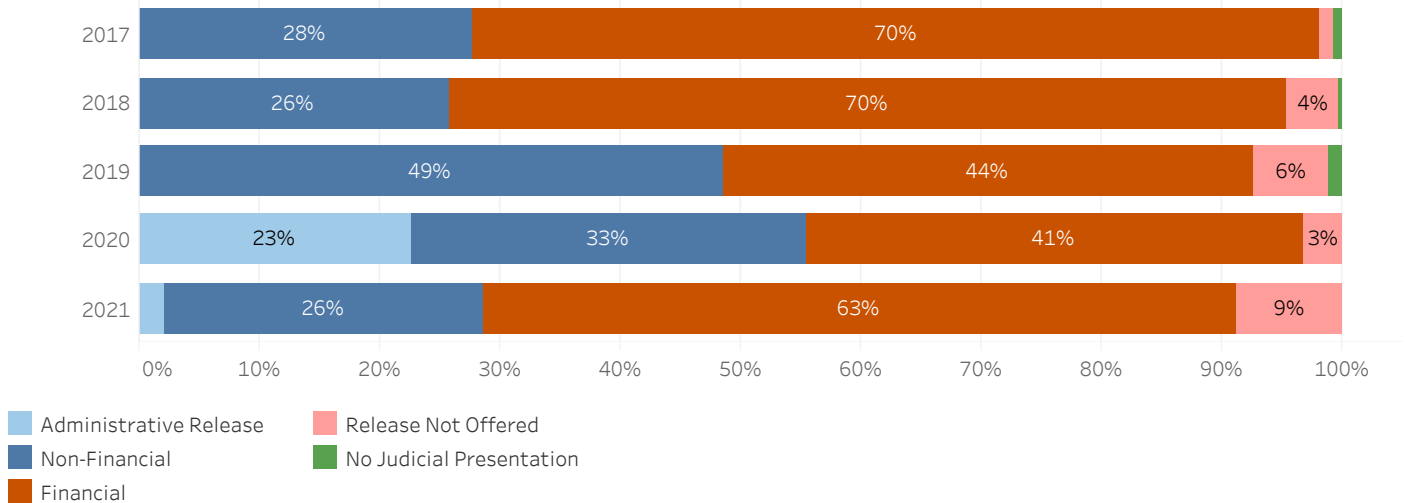
\* A single case may have multiple different bonds set over time. Only the most recent release bond is reported for each case.



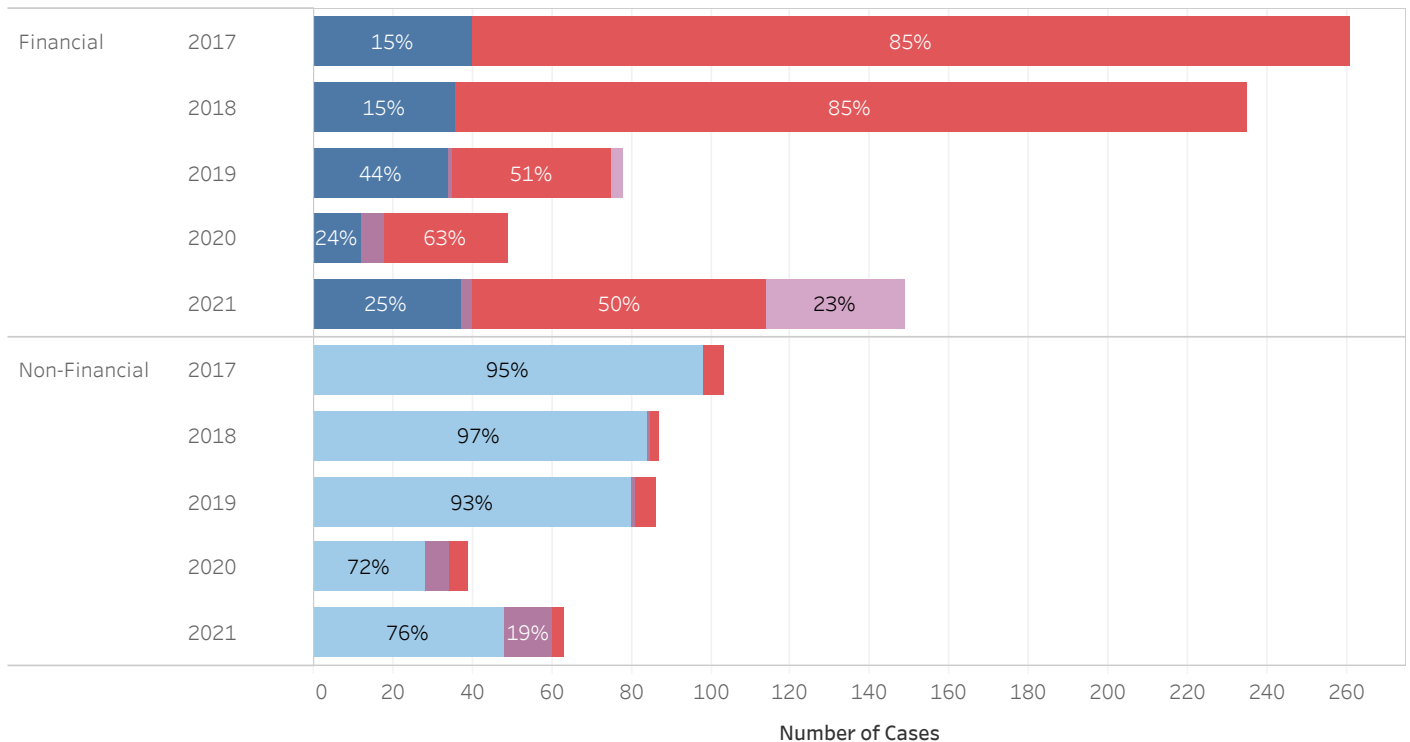
ADMINISTRATIVE OFFICE OF THE COURTS  
Research and Statistics

Circuit Court Cases Booked CY 17-21 POWELL COUNTY

Circuit Court Release Decision (Bond) Percentage by Year of Case Booking



Number of Circuit Court Cases and Release Outcome for Financial and Non-Financial Bonds  
(Excludes Administrative Release, Release Not Offered, and No Judicial Presentation)



■ Non-Financial Release     ■ Detained Until Disposition  
■ Financial Release     ■ Indictment Summons     ■ In Custody

\* Data provided from the Pretrial Information Management System.

\* A single release bond may apply to multiple cases.

\* A single case may have multiple different bonds set over time. Only the most recent release bond is reported for each case.



**ADMINISTRATIVE OFFICE OF THE COURTS  
Research and Statistics**

19\_PINS8007

**Circuit Court Cases Booked CY 17-21 POWELL COUNTY**

Circuit Court Release Decision and Release Outcome by Year of Case Booking

Year of Date Booked	Release Outcome	Release Decision					Grand Total
		Administrative Release	Non-Financial	Financial	Release Not Offered	No Judicial Presentation	
2017	Non-Financial Release		98				98
	Financial Release			40			40
	Detained Until Disposition		5	221	4	3	233
	<b>Total</b>		<b>103</b>	<b>261</b>	<b>4</b>	<b>3</b>	<b>371</b>
2018	Non-Financial Release		84				84
	Financial Release			36			36
	Indictment Summons		1				1
	Detained Until Disposition		2	199	15	1	217
	<b>Total</b>		<b>87</b>	<b>235</b>	<b>15</b>	<b>1</b>	<b>338</b>
2019	Non-Financial Release		80				80
	Financial Release			34			34
	Indictment Summons		1	1			2
	Detained Until Disposition		5	40	11	2	58
	In Custody			3			3
	<b>Total</b>		<b>86</b>	<b>78</b>	<b>11</b>	<b>2</b>	<b>177</b>
2020	Administrative Release	18					18
	Non-Financial Release		28				28
	Financial Release			12			12
	Indictment Summons		6	6			12
	Detained Until Disposition	9	5	31	4		49
	<b>Total</b>	<b>27</b>	<b>39</b>	<b>49</b>	<b>4</b>		<b>119</b>
2021	Administrative Release	4					4
	Non-Financial Release		48				48
	Financial Release			37			37
	Indictment Summons		12	3			15
	Detained Until Disposition	1	3	74	19		97
	In Custody			35	2		37
	<b>Total</b>	<b>5</b>	<b>63</b>	<b>149</b>	<b>21</b>		<b>238</b>

\* Data provided from the Pretrial Information Management System.

\* A single release bond may apply to multiple cases.

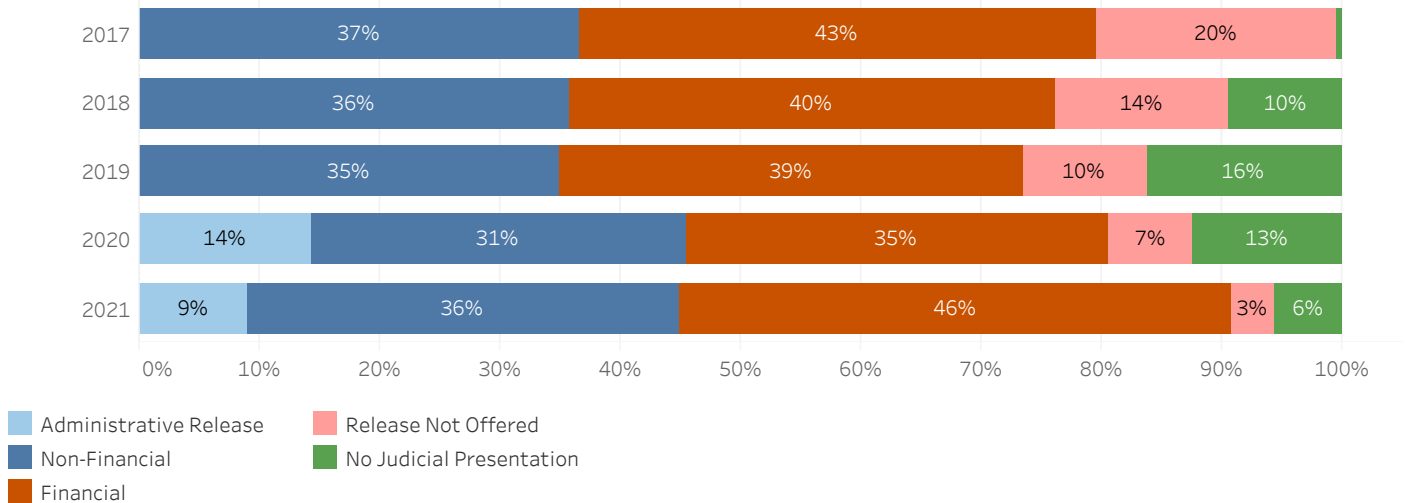
\* A single case may have multiple different bonds set over time. Only the most recent release bond is reported for each case.



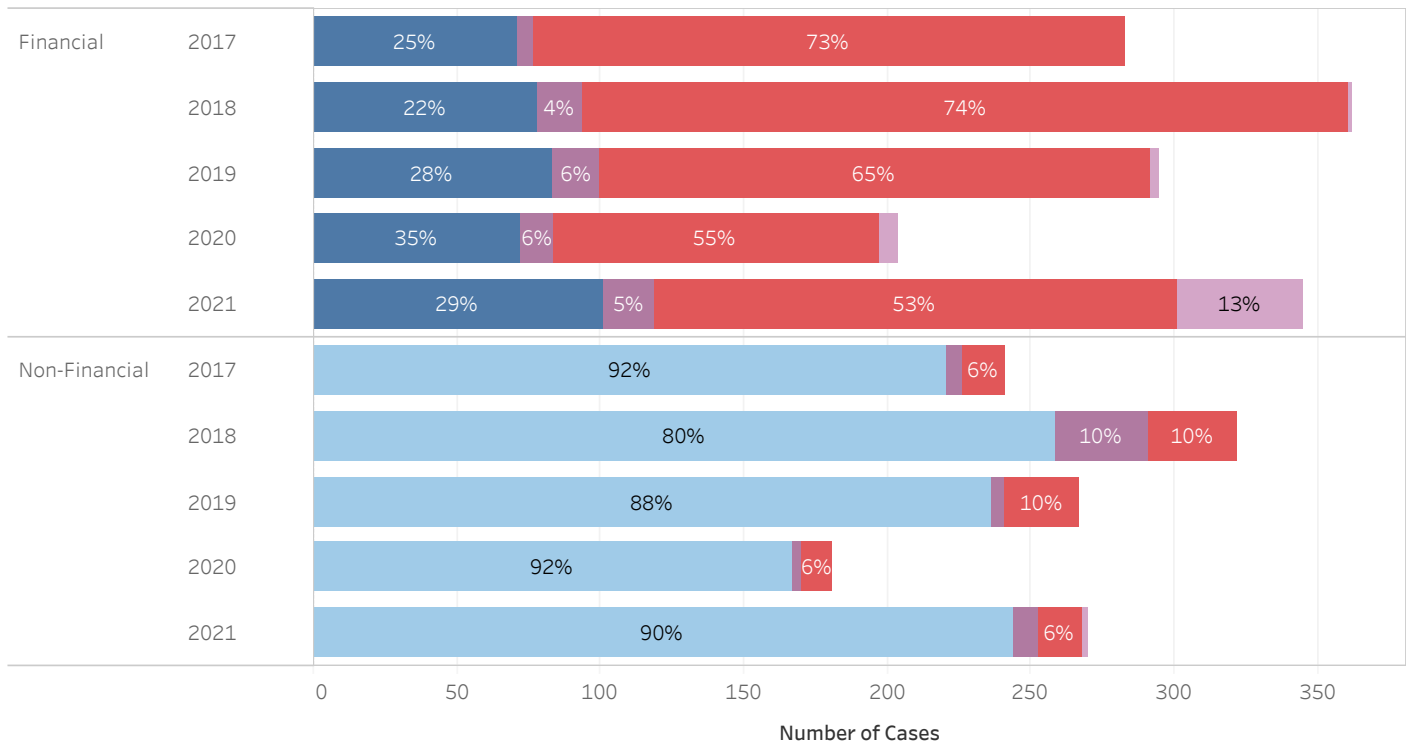
ADMINISTRATIVE OFFICE OF THE COURTS  
Research and Statistics

Circuit Court Cases Booked CY 17-21 PULASKI COUNTY

Circuit Court Release Decision (Bond) Percentage by Year of Case Booking



Number of Circuit Court Cases and Release Outcome for Financial and Non-Financial Bonds  
(Excludes Administrative Release, Release Not Offered, and No Judicial Presentation)



■ Non-Financial Release     ■ Indictment Summons     ■ In Custody  
■ Financial Release     ■ Detained Until Disposition

\* Data provided from the Pretrial Information Management System.

\* A single release bond may apply to multiple cases.

\* A single case may have multiple different bonds set over time. Only the most recent release bond is reported for each case.



**ADMINISTRATIVE OFFICE OF THE COURTS  
Research and Statistics**

19\_PINS8007

**Circuit Court Cases Booked CY 17-21 PULASKI COUNTY**

Circuit Court Release Decision and Release Outcome by Year of Case Booking

Year of Date Booked	Release Outcome	Release Decision					Grand Total
		Administrative Release	Non-Financial	Financial	Release Not Offered	No Judicial Presentation	
2017	Non-Financial Release		221				221
	Financial Release			71			71
	Indictment Summons		5	6			11
	Detained Until Disposition		15	206	132	3	356
	<b>Total</b>		<b>241</b>	<b>283</b>	<b>132</b>	<b>3</b>	<b>659</b>
2018	Non-Financial Release		259				259
	Financial Release			78			78
	Indictment Summons		32	16			48
	Detained Until Disposition		31	267	129	86	513
	In Custody			1			1
	<b>Total</b>		<b>322</b>	<b>362</b>	<b>129</b>	<b>86</b>	<b>899</b>
2019	Non-Financial Release		236				236
	Financial Release			83			83
	Indictment Summons		5	17			22
	Detained Until Disposition		26	192	79	124	421
	In Custody			3			3
	<b>Total</b>		<b>267</b>	<b>295</b>	<b>79</b>	<b>124</b>	<b>765</b>
2020	Administrative Release	77					77
	Non-Financial Release		167				167
	Financial Release			72			72
	Indictment Summons		3	12			15
	Detained Until Disposition	7	11	113	41	73	245
	In Custody			7			7
	<b>Total</b>	<b>84</b>	<b>181</b>	<b>204</b>	<b>41</b>	<b>73</b>	<b>583</b>
2021	Administrative Release	62					62
	Non-Financial Release		244				244
	Financial Release			101			101
	Indictment Summons		9	18			27
	Detained Until Disposition	5	15	182	24	43	269
	In Custody	1	2	44	2		49
	<b>Total</b>	<b>68</b>	<b>270</b>	<b>345</b>	<b>26</b>	<b>43</b>	<b>752</b>

\* Data provided from the Pretrial Information Management System.

\* A single release bond may apply to multiple cases.

\* A single case may have multiple different bonds set over time. Only the most recent release bond is reported for each case.

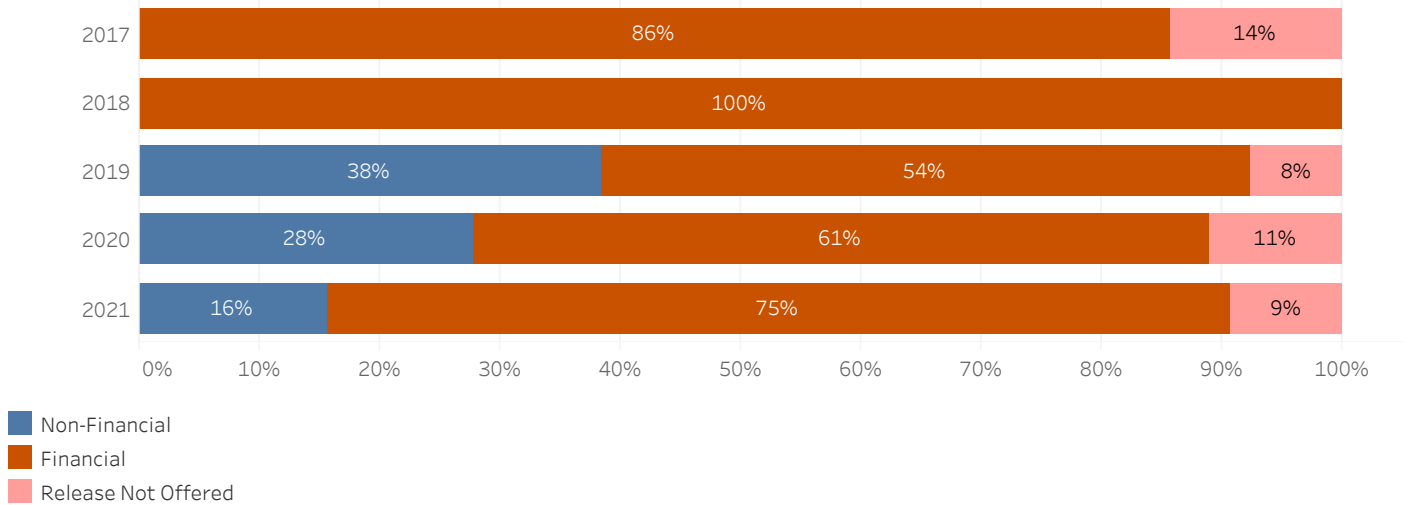


ADMINISTRATIVE OFFICE OF THE COURTS  
Research and Statistics

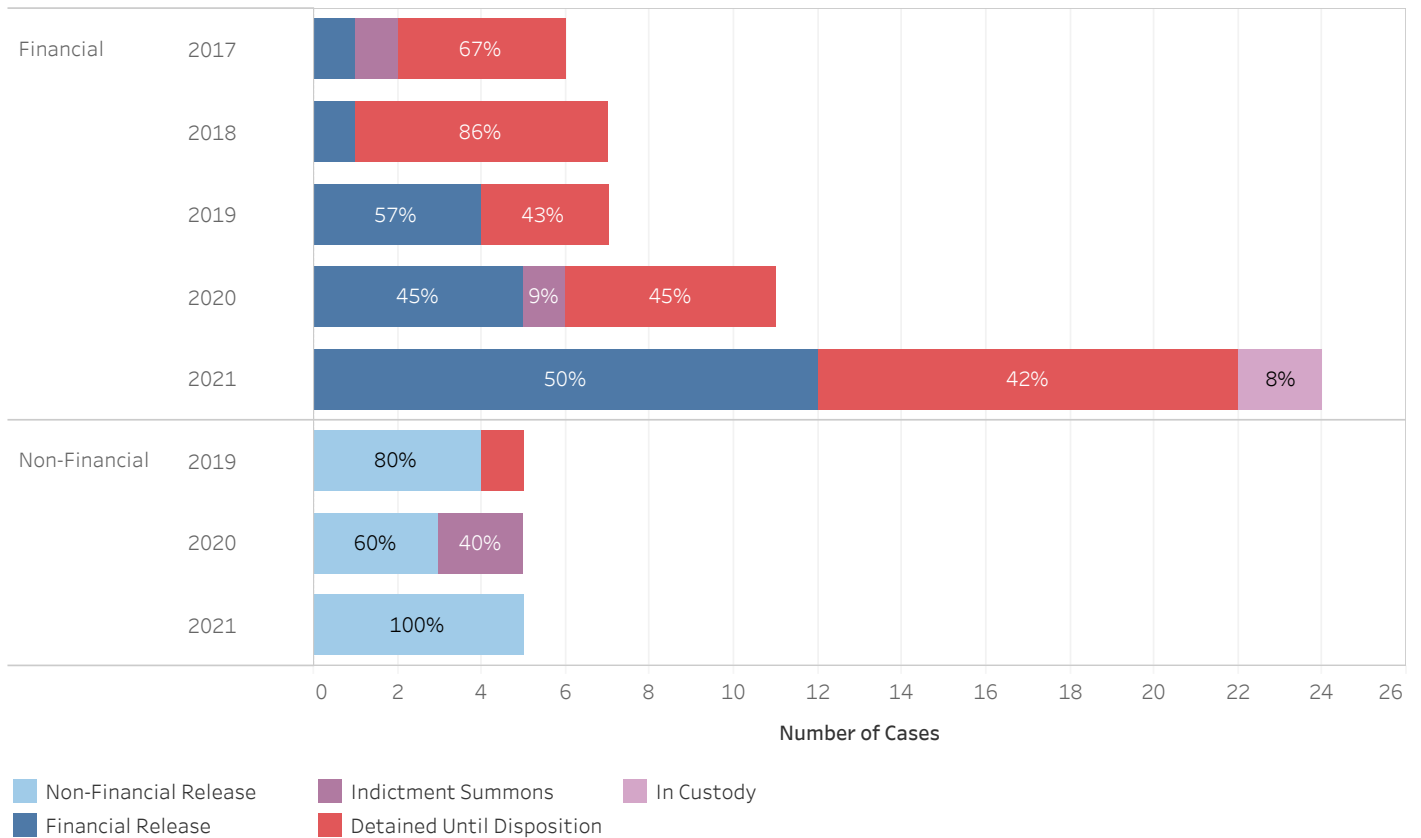
19\_PINS8007

Circuit Court Cases Booked CY 17-21 ROBERTSON COUNTY

Circuit Court Release Decision (Bond) Percentage by Year of Case Booking



Number of Circuit Court Cases and Release Outcome for Financial and Non-Financial Bonds  
(Excludes Administrative Release, Release Not Offered, and No Judicial Presentation)



\* Data provided from the Pretrial Information Management System.

\* A single release bond may apply to multiple cases.

\* A single case may have multiple different bonds set over time. Only the most recent release bond is reported for each case.



**ADMINISTRATIVE OFFICE OF THE COURTS  
Research and Statistics**

19\_PINS8007

**Circuit Court Cases Booked CY 17-21 ROBERTSON COUNTY**

Circuit Court Release Decision and Release Outcome by Year of Case Booking

Year of Date Booked	Release Outcome	Release Decision			Grand Total
		Non-Financial	Financial	Release Not Offered	
2017	Financial Release		1		1
	Indictment Summons		1		1
	Detained Until Disposition		4	1	5
	<b>Total</b>		<b>6</b>	<b>1</b>	<b>7</b>
2018	Financial Release		1		1
	Detained Until Disposition		6		6
	<b>Total</b>		<b>7</b>		<b>7</b>
2019	Non-Financial Release	4			4
	Financial Release		4		4
	Detained Until Disposition	1	3	1	5
	<b>Total</b>	<b>5</b>	<b>7</b>	<b>1</b>	<b>13</b>
2020	Non-Financial Release	3			3
	Financial Release		5		5
	Indictment Summons	2	1		3
	Detained Until Disposition		5	2	7
	<b>Total</b>	<b>5</b>	<b>11</b>	<b>2</b>	<b>18</b>
2021	Non-Financial Release	5			5
	Financial Release		12		12
	Detained Until Disposition		10	3	13
	In Custody		2		2
	<b>Total</b>	<b>5</b>	<b>24</b>	<b>3</b>	<b>32</b>

\* Data provided from the Pretrial Information Management System.

\* A single release bond may apply to multiple cases.

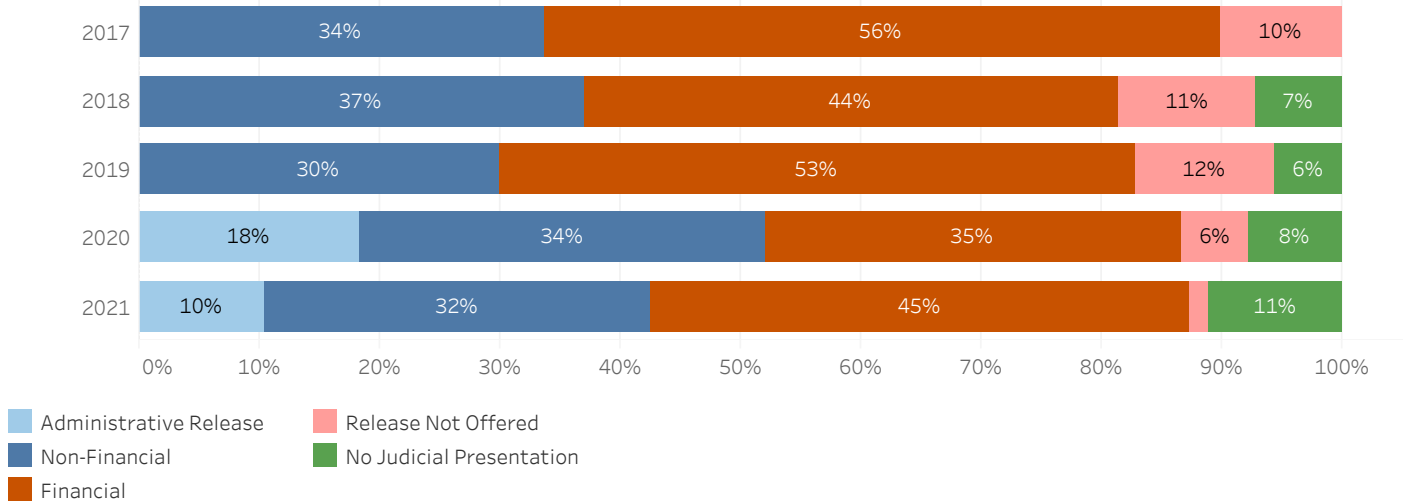
\* A single case may have multiple different bonds set over time. Only the most recent release bond is reported for each case.



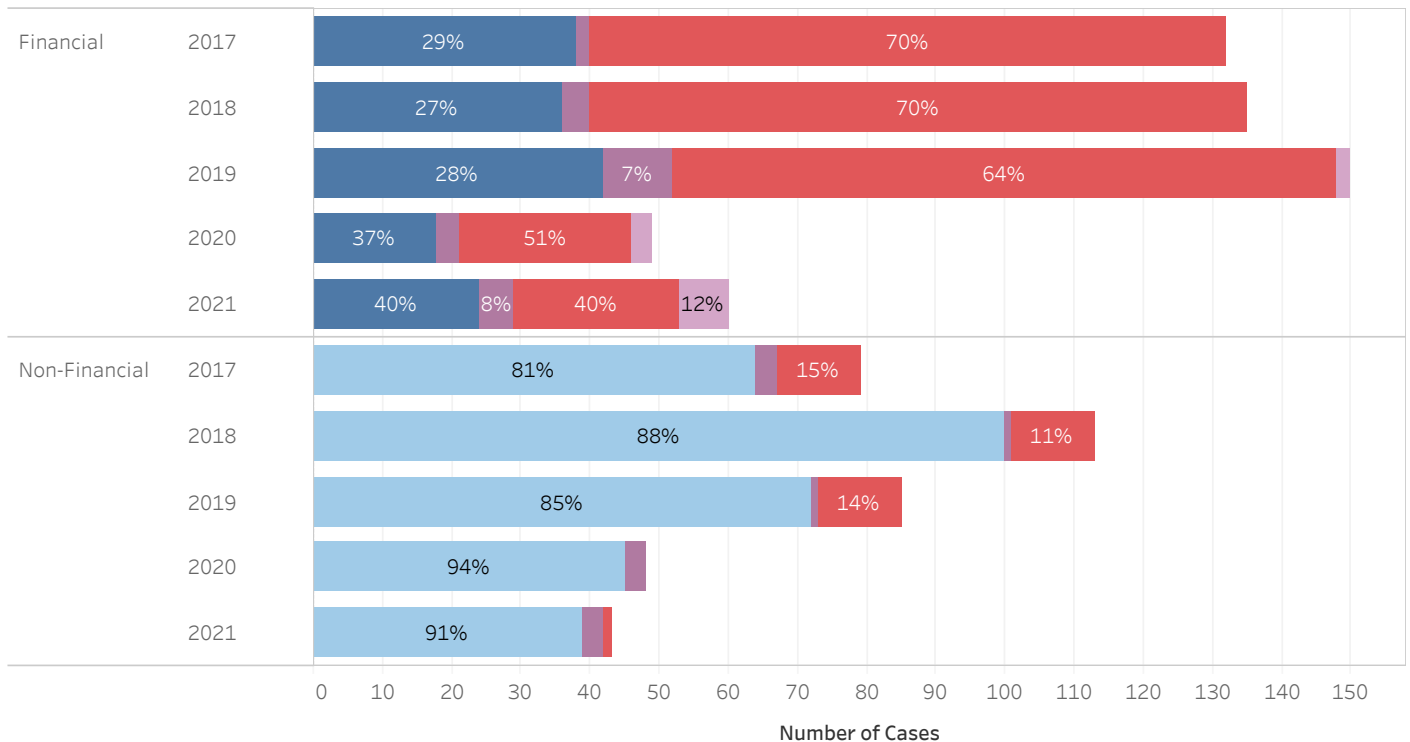
ADMINISTRATIVE OFFICE OF THE COURTS  
Research and Statistics

Circuit Court Cases Booked CY 17-21 ROCKCASTLE COUNTY

Circuit Court Release Decision (Bond) Percentage by Year of Case Booking



Number of Circuit Court Cases and Release Outcome for Financial and Non-Financial Bonds  
(Excludes Administrative Release, Release Not Offered, and No Judicial Presentation)



■ Non-Financial Release     ■ Indictment Summons     ■ In Custody  
■ Financial Release     ■ Detained Until Disposition

\* Data provided from the Pretrial Information Management System.

\* A single release bond may apply to multiple cases.

\* A single case may have multiple different bonds set over time. Only the most recent release bond is reported for each case.





**ADMINISTRATIVE OFFICE OF THE COURTS  
Research and Statistics**

19\_PINS8007

**Circuit Court Cases Booked CY 17-21 ROCKCASTLE COUNTY**

Circuit Court Release Decision and Release Outcome by Year of Case Booking

Year of Date Booked	Release Outcome	Release Decision					Grand Total
		Administrative Release	Non-Financial	Financial	Release Not Offered	No Judicial Presentation	
2017	Non-Financial Release		64				64
	Financial Release			38			38
	Indictment Summons		3	2			5
	Detained Until Disposition		12	92	24		128
	<b>Total</b>		<b>79</b>	<b>132</b>	<b>24</b>		<b>235</b>
2018	Non-Financial Release		100				100
	Financial Release			36			36
	Indictment Summons		1	4			5
	Detained Until Disposition		12	95	35	22	164
	<b>Total</b>		<b>113</b>	<b>135</b>	<b>35</b>	<b>22</b>	<b>305</b>
2019	Non-Financial Release		72				72
	Financial Release			42			42
	Indictment Summons		1	10			11
	Detained Until Disposition		12	96	33	16	157
	In Custody			2			2
	<b>Total</b>		<b>85</b>	<b>150</b>	<b>33</b>	<b>16</b>	<b>284</b>
2020	Administrative Release	24					24
	Non-Financial Release		45				45
	Financial Release			18			18
	Indictment Summons		3	3			6
	Detained Until Disposition	2		25	8	11	46
	In Custody			3			3
<b>Total</b>	<b>26</b>	<b>48</b>	<b>49</b>	<b>8</b>	<b>11</b>	<b>142</b>	
2021	Administrative Release	13					13
	Non-Financial Release		39				39
	Financial Release			24			24
	Indictment Summons		3	5			8
	Detained Until Disposition	1	1	24	2	15	43
	In Custody			7			7
<b>Total</b>	<b>14</b>	<b>43</b>	<b>60</b>	<b>2</b>	<b>15</b>	<b>134</b>	

\* Data provided from the Pretrial Information Management System.

\* A single release bond may apply to multiple cases.

\* A single case may have multiple different bonds set over time. Only the most recent release bond is reported for each case.

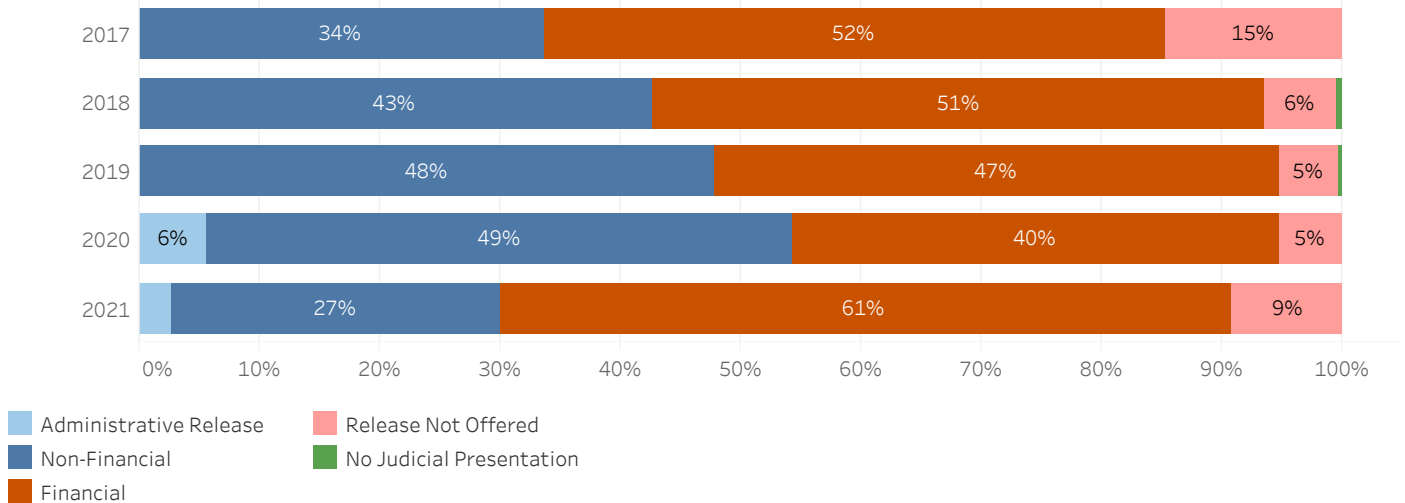


ADMINISTRATIVE OFFICE OF THE COURTS  
Research and Statistics

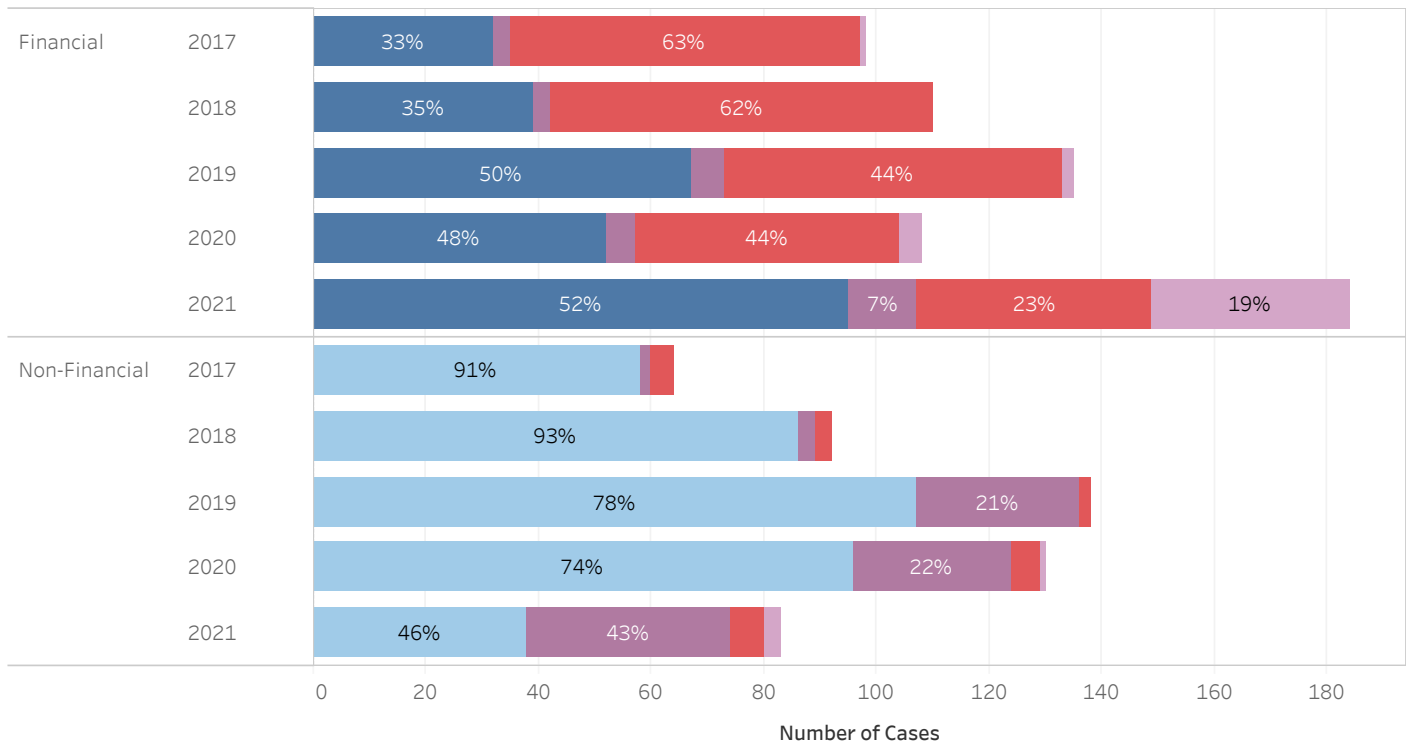
19\_PINS8007

Circuit Court Cases Booked CY 17-21 ROWAN COUNTY

Circuit Court Release Decision (Bond) Percentage by Year of Case Booking



Number of Circuit Court Cases and Release Outcome for Financial and Non-Financial Bonds  
(Excludes Administrative Release, Release Not Offered, and No Judicial Presentation)



■ Non-Financial Release     ■ Indictment Summons     ■ In Custody  
■ Financial Release     ■ Detained Until Disposition

\* Data provided from the Pretrial Information Management System.

\* A single release bond may apply to multiple cases.

\* A single case may have multiple different bonds set over time. Only the most recent release bond is reported for each case.



**ADMINISTRATIVE OFFICE OF THE COURTS  
Research and Statistics**

19\_PINS8007

**Circuit Court Cases Booked CY 17-21 ROWAN COUNTY**

Circuit Court Release Decision and Release Outcome by Year of Case Booking

Year of Date Booked	Release Outcome	Release Decision					Grand Total
		Administrative Release	Non-Financial	Financial	Release Not Offered	No Judicial Presentation	
2017	Non-Financial Release		58				58
	Financial Release			32			32
	Indictment Summons		2	3			5
	Detained Until Disposition		4	62	28		94
	In Custody			1			1
	<b>Total</b>			<b>64</b>	<b>98</b>	<b>28</b>	
2018	Non-Financial Release		86				86
	Financial Release			39			39
	Indictment Summons		3	3			6
	Detained Until Disposition		3	68	13	1	85
	<b>Total</b>			<b>92</b>	<b>110</b>	<b>13</b>	
2019	Non-Financial Release		107				107
	Financial Release			67			67
	Indictment Summons		29	6			35
	Detained Until Disposition		2	60	14	1	77
	In Custody			2			2
	<b>Total</b>			<b>138</b>	<b>135</b>	<b>14</b>	
2020	Administrative Release	12					12
	Non-Financial Release		96				96
	Financial Release			52			52
	Indictment Summons		28	5			33
	Detained Until Disposition	2	5	47	13		67
	In Custody	1	1	4	1		7
	<b>Total</b>	<b>15</b>	<b>130</b>	<b>108</b>	<b>14</b>		<b>267</b>
2021	Administrative Release	7					7
	Non-Financial Release		38				38
	Financial Release			95			95
	Indictment Summons		36	12			48
	Detained Until Disposition	1	6	42	19		68
	In Custody		3	35	9		47
	<b>Total</b>	<b>8</b>	<b>83</b>	<b>184</b>	<b>28</b>		<b>303</b>

\* Data provided from the Pretrial Information Management System.

\* A single release bond may apply to multiple cases.

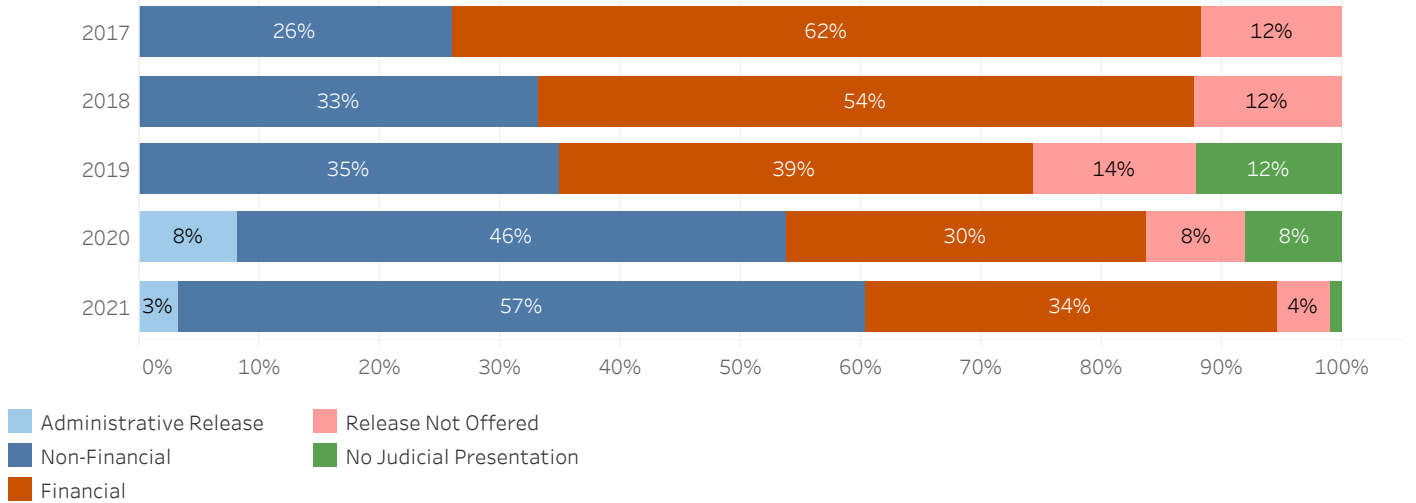
\* A single case may have multiple different bonds set over time. Only the most recent release bond is reported for each case.



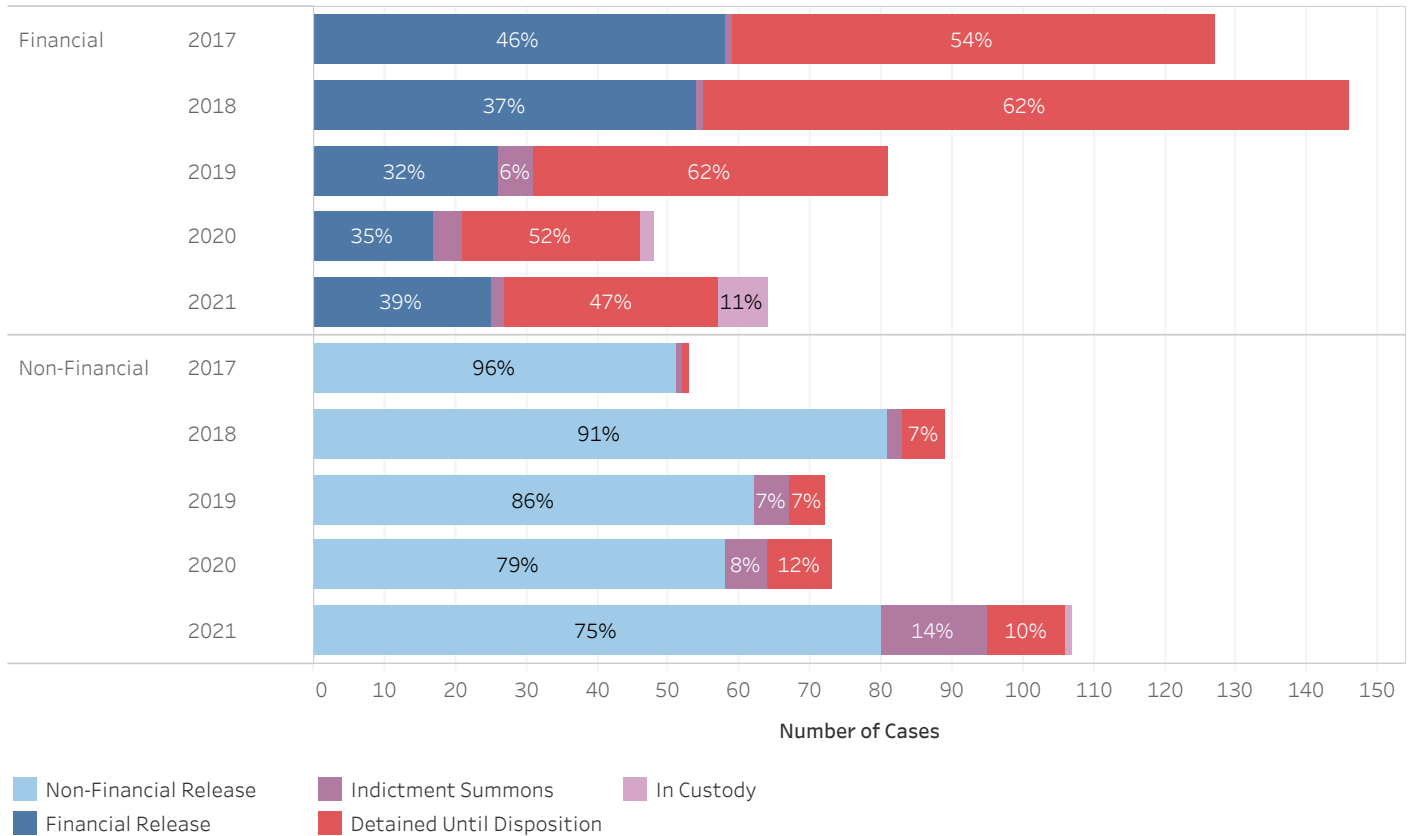
ADMINISTRATIVE OFFICE OF THE COURTS  
Research and Statistics

Circuit Court Cases Booked CY 17-21 RUSSELL COUNTY

Circuit Court Release Decision (Bond) Percentage by Year of Case Booking



Number of Circuit Court Cases and Release Outcome for Financial and Non-Financial Bonds  
(Excludes Administrative Release, Release Not Offered, and No Judicial Presentation)



\* Data provided from the Pretrial Information Management System.

\* A single release bond may apply to multiple cases.

\* A single case may have multiple different bonds set over time. Only the most recent release bond is reported for each case.



**ADMINISTRATIVE OFFICE OF THE COURTS  
Research and Statistics**

19\_PINS8007

**Circuit Court Cases Booked CY 17-21 RUSSELL COUNTY**

Circuit Court Release Decision and Release Outcome by Year of Case Booking

Year of Date Booked	Release Outcome	Release Decision					Grand Total
		Administrative Release	Non-Financial	Financial	Release Not Offered	No Judicial Presentation	
2017	Non-Financial Release		51				51
	Financial Release			58			58
	Indictment Summons		1	1			2
	Detained Until Disposition		1	68	24		93
	<b>Total</b>		<b>53</b>	<b>127</b>	<b>24</b>		<b>204</b>
2018	Non-Financial Release		81				81
	Financial Release			54			54
	Indictment Summons		2	1			3
	Detained Until Disposition		6	91	33		130
	<b>Total</b>		<b>89</b>	<b>146</b>	<b>33</b>		<b>268</b>
2019	Non-Financial Release		62				62
	Financial Release			26			26
	Indictment Summons		5	5			10
	Detained Until Disposition		5	50	28	25	108
	<b>Total</b>		<b>72</b>	<b>81</b>	<b>28</b>	<b>25</b>	<b>206</b>
2020	Administrative Release	9					9
	Non-Financial Release		58				58
	Financial Release			17			17
	Indictment Summons		6	4			10
	Detained Until Disposition	4	9	25	13	13	64
	In Custody			2			2
	<b>Total</b>	<b>13</b>	<b>73</b>	<b>48</b>	<b>13</b>	<b>13</b>	<b>160</b>
2021	Administrative Release	3					3
	Non-Financial Release		80				80
	Financial Release			25			25
	Indictment Summons		15	2			17
	Detained Until Disposition	3	11	30	8	2	54
	In Custody		1	7			8
	<b>Total</b>	<b>6</b>	<b>107</b>	<b>64</b>	<b>8</b>	<b>2</b>	<b>187</b>

\* Data provided from the Pretrial Information Management System.

\* A single release bond may apply to multiple cases.

\* A single case may have multiple different bonds set over time. Only the most recent release bond is reported for each case.

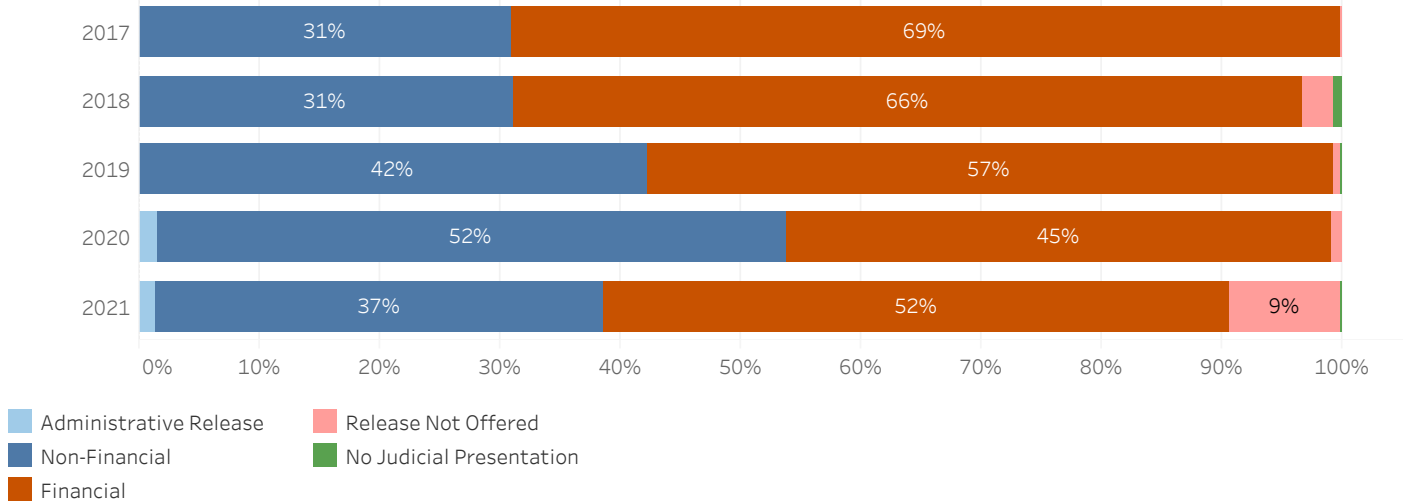


ADMINISTRATIVE OFFICE OF THE COURTS  
Research and Statistics

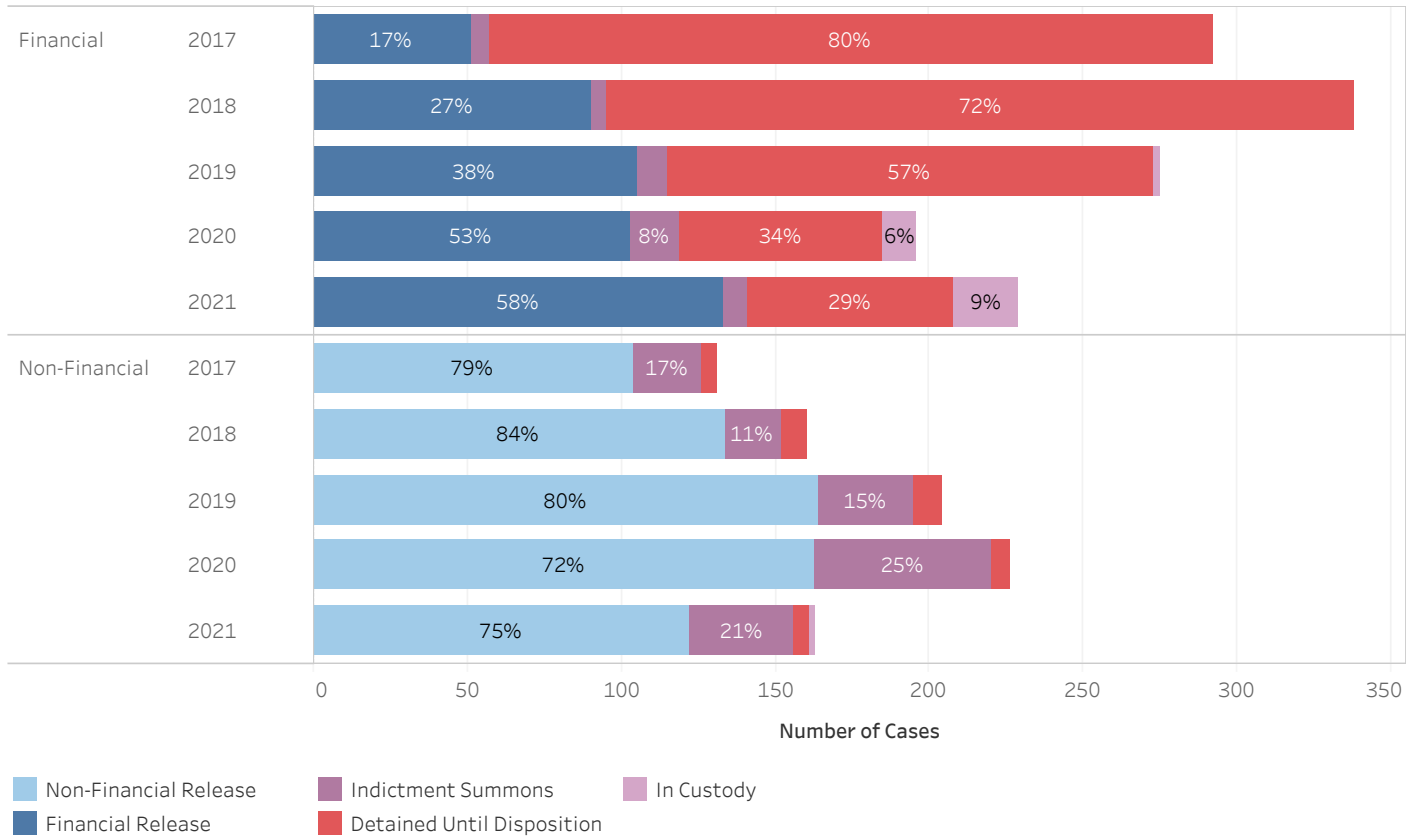
19\_PINS8007

Circuit Court Cases Booked CY 17-21 SCOTT COUNTY

Circuit Court Release Decision (Bond) Percentage by Year of Case Booking



Number of Circuit Court Cases and Release Outcome for Financial and Non-Financial Bonds  
(Excludes Administrative Release, Release Not Offered, and No Judicial Presentation)



\* Data provided from the Pretrial Information Management System.

\* A single release bond may apply to multiple cases.

\* A single case may have multiple different bonds set over time. Only the most recent release bond is reported for each case.



**ADMINISTRATIVE OFFICE OF THE COURTS  
Research and Statistics**

19\_PINS8007

**Circuit Court Cases Booked CY 17-21 SCOTT COUNTY**

Circuit Court Release Decision and Release Outcome by Year of Case Booking

Year of Date Booked	Release Outcome	Release Decision					Grand Total
		Administrative Release	Non-Financial	Financial	Release Not Offered	No Judicial Presentation	
2017	Non-Financial Release		104				104
	Financial Release			51			51
	Indictment Summons		22	6			28
	Detained Until Disposition		5	235	1		241
	<b>Total</b>		<b>131</b>	<b>292</b>	<b>1</b>		<b>424</b>
2018	Non-Financial Release		134				134
	Financial Release			90			90
	Indictment Summons		18	5			23
	Detained Until Disposition		8	243	13	4	268
	<b>Total</b>		<b>160</b>	<b>338</b>	<b>13</b>	<b>4</b>	<b>515</b>
2019	Non-Financial Release		164				164
	Financial Release			105			105
	Indictment Summons		31	10			41
	Detained Until Disposition		9	158	3	1	171
	In Custody			2			2
	<b>Total</b>		<b>204</b>	<b>275</b>	<b>3</b>	<b>1</b>	<b>483</b>
2020	Administrative Release	5					5
	Non-Financial Release		163				163
	Financial Release			103			103
	Indictment Summons		57	16			73
	Detained Until Disposition	1	6	66	4		77
	In Custody	1		11			12
	<b>Total</b>	<b>7</b>	<b>226</b>	<b>196</b>	<b>4</b>		<b>433</b>
2021	Administrative Release	6					6
	Non-Financial Release		122				122
	Financial Release			133			133
	Indictment Summons		34	8			42
	Detained Until Disposition		5	67	39	1	112
	In Custody		2	21	1		24
	<b>Total</b>	<b>6</b>	<b>163</b>	<b>229</b>	<b>40</b>	<b>1</b>	<b>439</b>

\* Data provided from the Pretrial Information Management System.

\* A single release bond may apply to multiple cases.

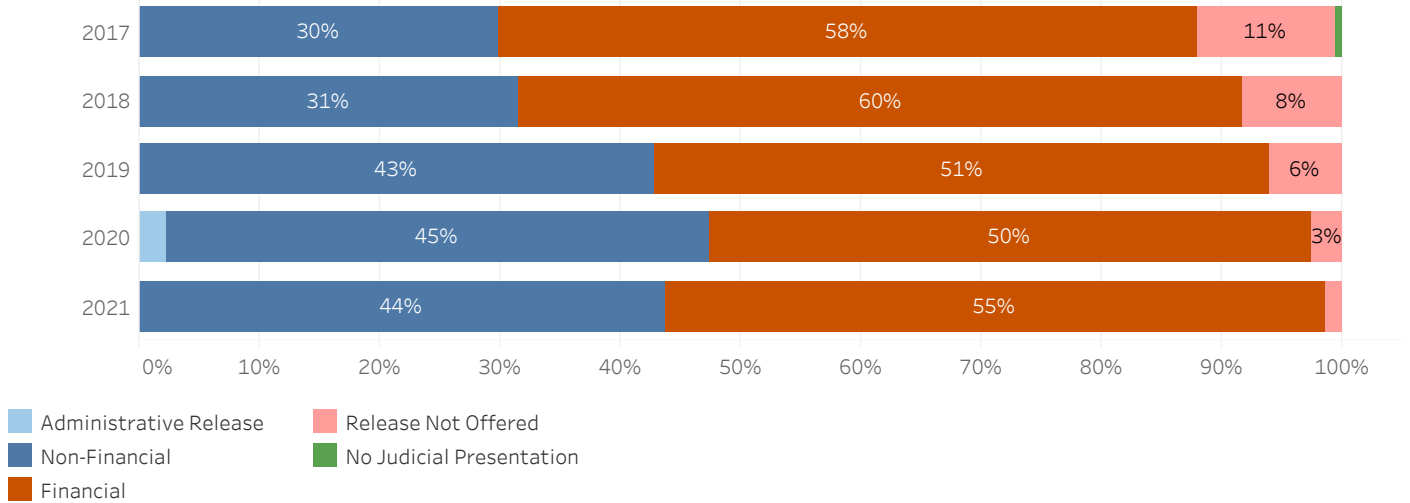
\* A single case may have multiple different bonds set over time. Only the most recent release bond is reported for each case.



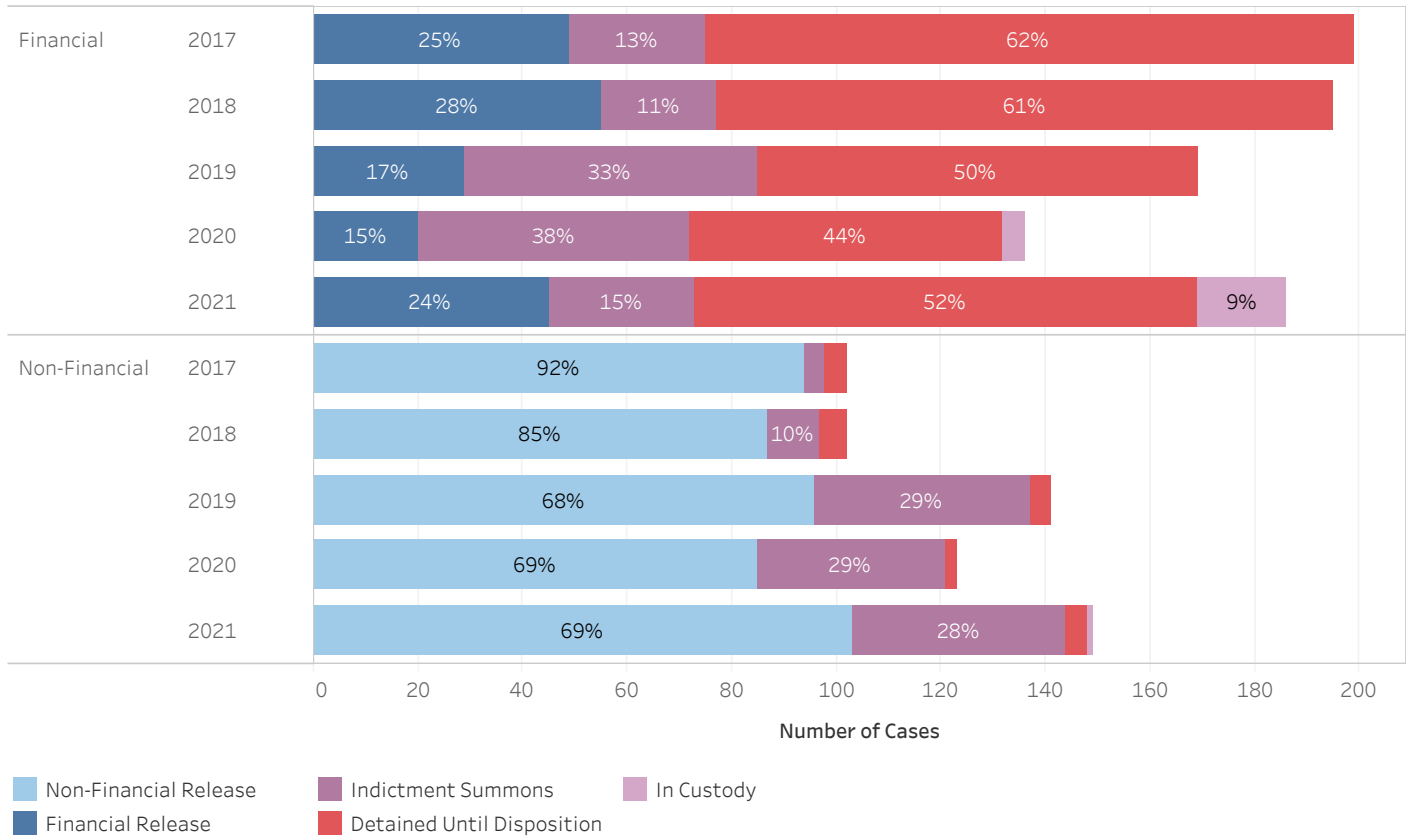
ADMINISTRATIVE OFFICE OF THE COURTS  
Research and Statistics

Circuit Court Cases Booked CY 17-21 SHELBY COUNTY

Circuit Court Release Decision (Bond) Percentage by Year of Case Booking



Number of Circuit Court Cases and Release Outcome for Financial and Non-Financial Bonds  
(Excludes Administrative Release, Release Not Offered, and No Judicial Presentation)



\* Data provided from the Pretrial Information Management System.

\* A single release bond may apply to multiple cases.

\* A single case may have multiple different bonds set over time. Only the most recent release bond is reported for each case.





**ADMINISTRATIVE OFFICE OF THE COURTS  
Research and Statistics**

19\_PINS8007

**Circuit Court Cases Booked CY 17-21 SHELBY COUNTY**

Circuit Court Release Decision and Release Outcome by Year of Case Booking

Year of Date Booked	Release Outcome	Release Decision					Grand Total
		Administrative Release	Non-Financial	Financial	Release Not Offered	No Judicial Presentation	
2017	Non-Financial Release		94				94
	Financial Release			49			49
	Indictment Summons		4	26			30
	Detained Until Disposition		4	124	39	2	169
	<b>Total</b>		<b>102</b>	<b>199</b>	<b>39</b>	<b>2</b>	<b>342</b>
2018	Non-Financial Release		87				87
	Financial Release			55			55
	Indictment Summons		10	22			32
	Detained Until Disposition		5	118	27		150
	<b>Total</b>		<b>102</b>	<b>195</b>	<b>27</b>		<b>324</b>
2019	Non-Financial Release		96				96
	Financial Release			29			29
	Indictment Summons		41	56			97
	Detained Until Disposition		4	84	20		108
	<b>Total</b>		<b>141</b>	<b>169</b>	<b>20</b>		<b>330</b>
2020	Administrative Release	5					5
	Non-Financial Release		85				85
	Financial Release			20			20
	Indictment Summons		36	52			88
	Detained Until Disposition	1	2	60	5		68
	In Custody			4	2		6
	<b>Total</b>	<b>6</b>	<b>123</b>	<b>136</b>	<b>7</b>		<b>272</b>
2021	Non-Financial Release		103				103
	Financial Release			45			45
	Indictment Summons		41	28			69
	Detained Until Disposition		4	96	4		104
	In Custody		1	17	1		19
	<b>Total</b>		<b>149</b>	<b>186</b>	<b>5</b>		<b>340</b>

\* Data provided from the Pretrial Information Management System.

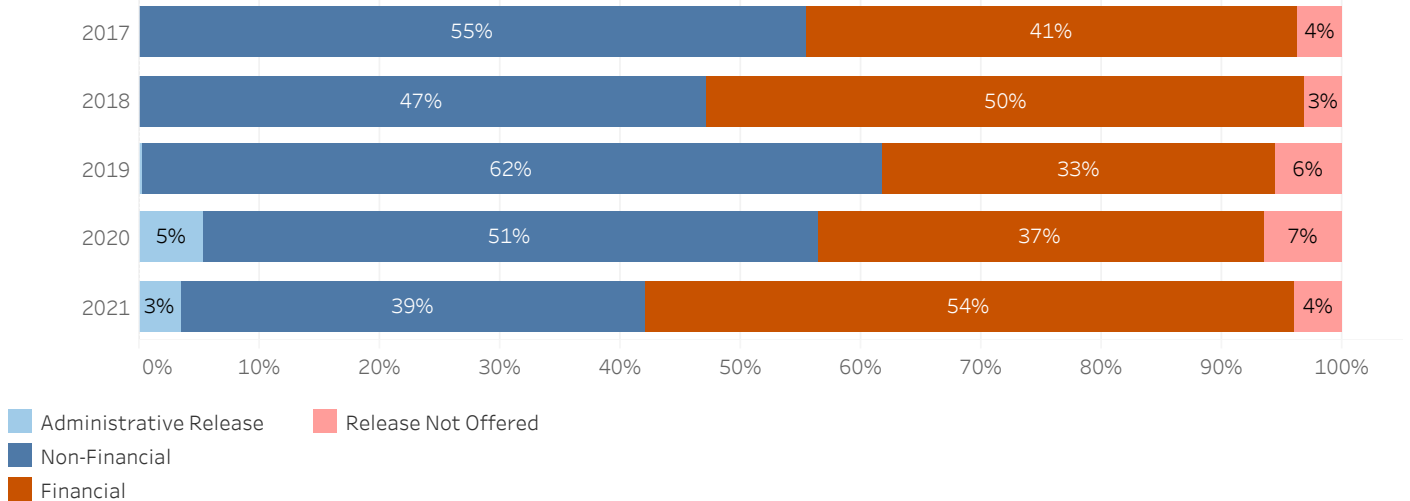
\* A single release bond may apply to multiple cases.

\* A single case may have multiple different bonds set over time. Only the most recent release bond is reported for each case.

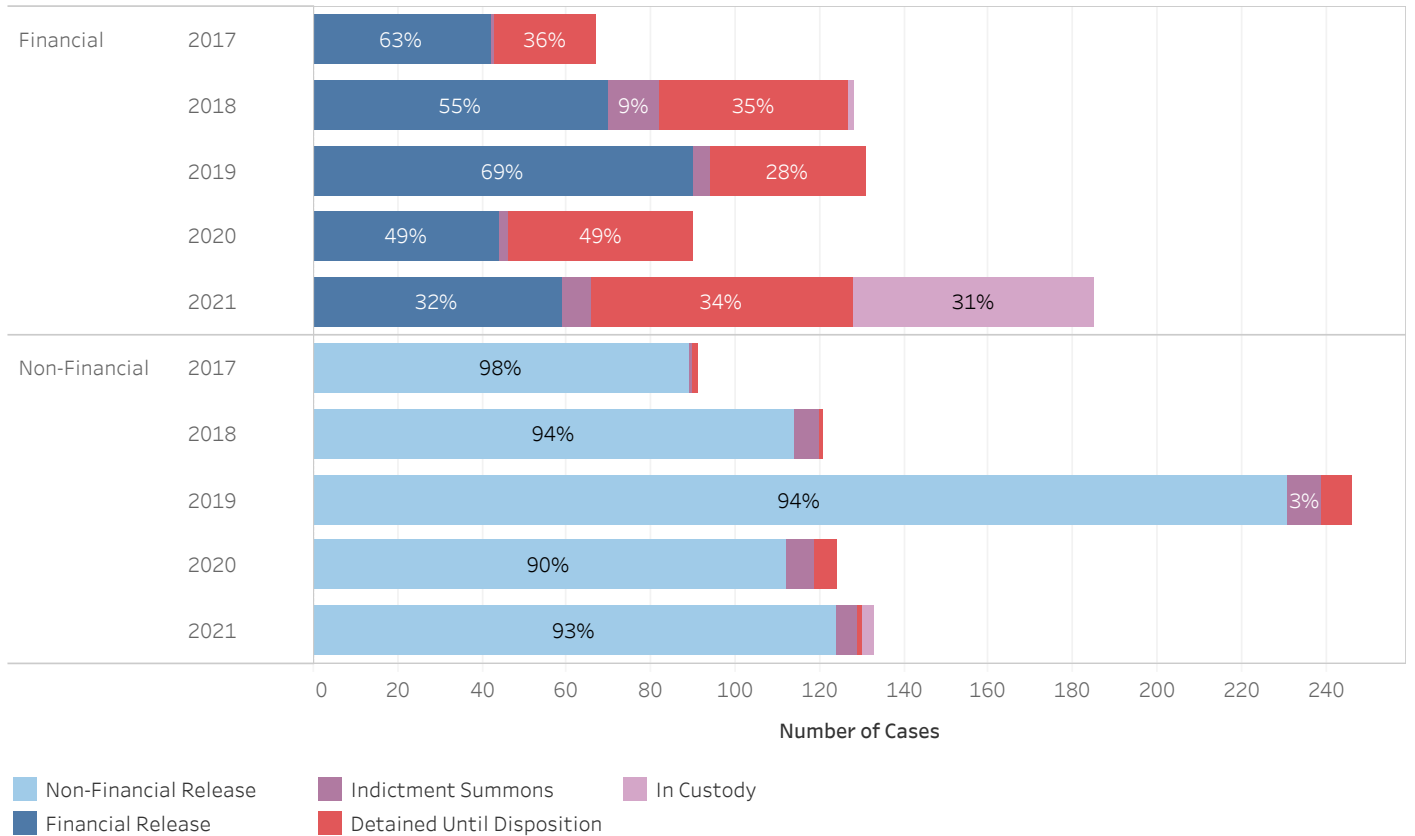


Circuit Court Cases Booked CY 17-21 SIMPSON COUNTY

Circuit Court Release Decision (Bond) Percentage by Year of Case Booking



Number of Circuit Court Cases and Release Outcome for Financial and Non-Financial Bonds  
(Excludes Administrative Release, Release Not Offered, and No Judicial Presentation)



\* Data provided from the Pretrial Information Management System.

\* A single release bond may apply to multiple cases.

\* A single case may have multiple different bonds set over time. Only the most recent release bond is reported for each case.



**ADMINISTRATIVE OFFICE OF THE COURTS  
Research and Statistics**

19\_PINS8007

**Circuit Court Cases Booked CY 17-21 SIMPSON COUNTY**

Circuit Court Release Decision and Release Outcome by Year of Case Booking

Year of Date Booked	Release Outcome	Release Decision			Release Not Offered	Grand Total
		Administrative Release	Non-Financial	Financial		
2017	Non-Financial Release		89			89
	Financial Release			42		42
	Indictment Summons		1	1		2
	Detained Until Disposition		1	24	6	31
	<b>Total</b>		<b>91</b>	<b>67</b>	<b>6</b>	<b>164</b>
2018	Non-Financial Release		114			114
	Financial Release			70		70
	Indictment Summons		6	12		18
	Detained Until Disposition		1	45	8	54
	In Custody			1		1
	<b>Total</b>		<b>121</b>	<b>128</b>	<b>8</b>	<b>257</b>
2019	Administrative Release	1				1
	Non-Financial Release		231			231
	Financial Release			90		90
	Indictment Summons		8	4		12
	Detained Until Disposition		7	37	22	66
	<b>Total</b>	<b>1</b>	<b>246</b>	<b>131</b>	<b>22</b>	<b>400</b>
2020	Administrative Release	12				12
	Non-Financial Release		112			112
	Financial Release			44		44
	Indictment Summons		7	2		9
	Detained Until Disposition	1	5	44	16	66
	<b>Total</b>	<b>13</b>	<b>124</b>	<b>90</b>	<b>16</b>	<b>243</b>
2021	Administrative Release	12				12
	Non-Financial Release		124			124
	Financial Release			59		59
	Indictment Summons		5	7		12
	Detained Until Disposition		1	62	14	77
	In Custody		3	57		60
	<b>Total</b>	<b>12</b>	<b>133</b>	<b>185</b>	<b>14</b>	<b>344</b>

\* Data provided from the Pretrial Information Management System.

\* A single release bond may apply to multiple cases.

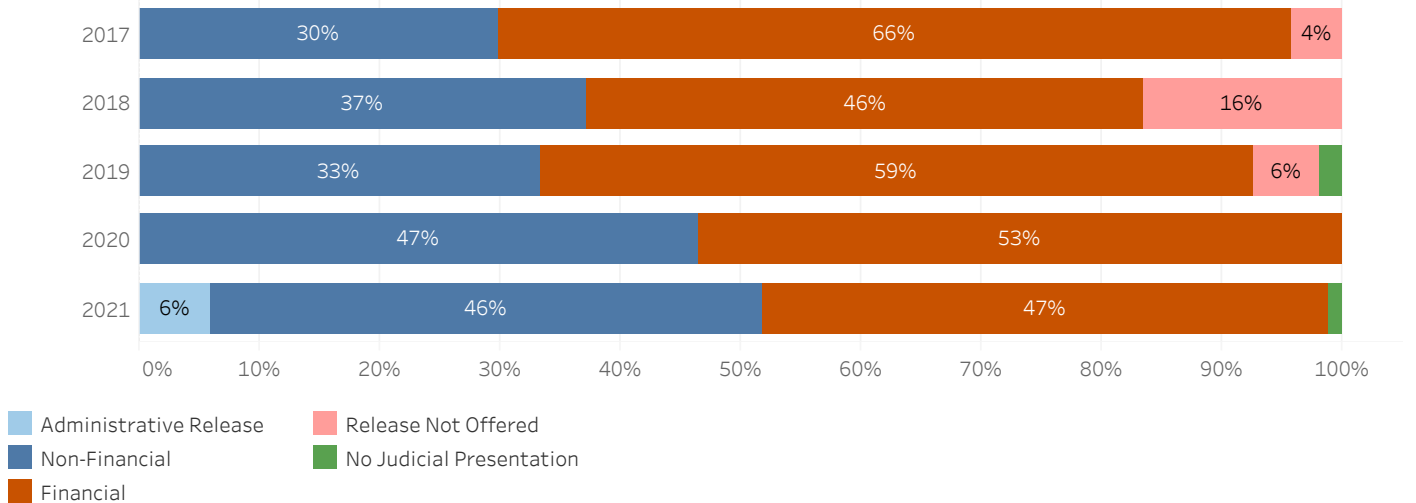
\* A single case may have multiple different bonds set over time. Only the most recent release bond is reported for each case.



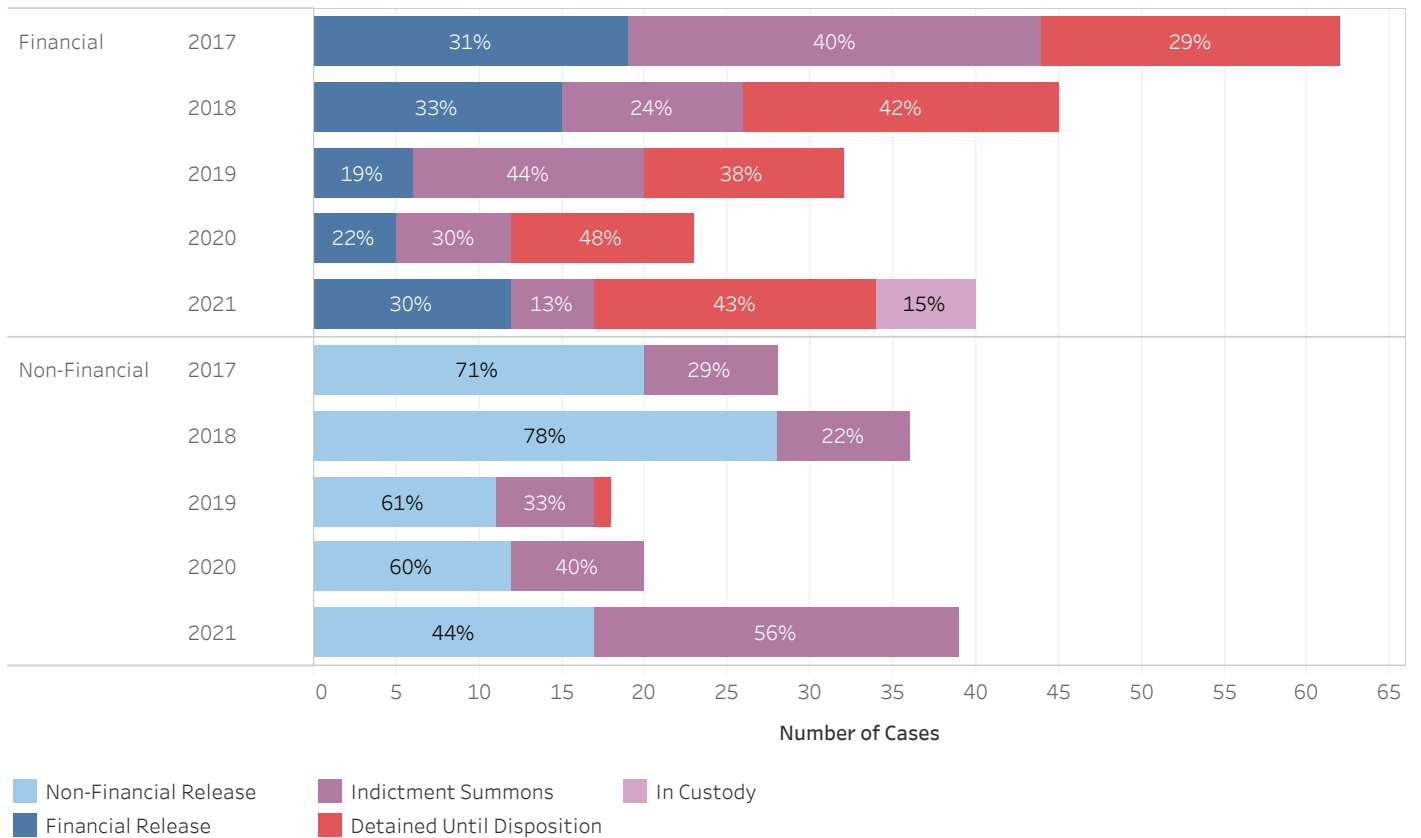
ADMINISTRATIVE OFFICE OF THE COURTS  
Research and Statistics

Circuit Court Cases Booked CY 17-21 SPENCER COUNTY

Circuit Court Release Decision (Bond) Percentage by Year of Case Booking



Number of Circuit Court Cases and Release Outcome for Financial and Non-Financial Bonds  
(Excludes Administrative Release, Release Not Offered, and No Judicial Presentation)



\* Data provided from the Pretrial Information Management System.

\* A single release bond may apply to multiple cases.

\* A single case may have multiple different bonds set over time. Only the most recent release bond is reported for each case.



**ADMINISTRATIVE OFFICE OF THE COURTS  
Research and Statistics**

19\_PINS8007

**Circuit Court Cases Booked CY 17-21 SPENCER COUNTY**

Circuit Court Release Decision and Release Outcome by Year of Case Booking

Year of Date Booked	Release Outcome	Release Decision					Grand Total
		Administrative Release	Non-Financial	Financial	Release Not Offered	No Judicial Presentation	
2017	Non-Financial Release		20				20
	Financial Release			19			19
	Indictment Summons		8	25			33
	Detained Until Disposition			18	4		22
	<b>Total</b>		<b>28</b>	<b>62</b>	<b>4</b>		<b>94</b>
2018	Non-Financial Release		28				28
	Financial Release			15			15
	Indictment Summons		8	11			19
	Detained Until Disposition			19	16		35
	<b>Total</b>		<b>36</b>	<b>45</b>	<b>16</b>		<b>97</b>
2019	Non-Financial Release		11				11
	Financial Release			6			6
	Indictment Summons		6	14			20
	Detained Until Disposition		1	12	3	1	17
	<b>Total</b>		<b>18</b>	<b>32</b>	<b>3</b>	<b>1</b>	<b>54</b>
2020	Non-Financial Release		12				12
	Financial Release			5			5
	Indictment Summons		8	7			15
	Detained Until Disposition			11			11
	<b>Total</b>		<b>20</b>	<b>23</b>			<b>43</b>
2021	Administrative Release	5					5
	Non-Financial Release		17				17
	Financial Release			12			12
	Indictment Summons		22	5			27
	Detained Until Disposition			17		1	18
	In Custody			6			6
	<b>Total</b>	<b>5</b>	<b>39</b>	<b>40</b>		<b>1</b>	<b>85</b>

\* Data provided from the Pretrial Information Management System.

\* A single release bond may apply to multiple cases.

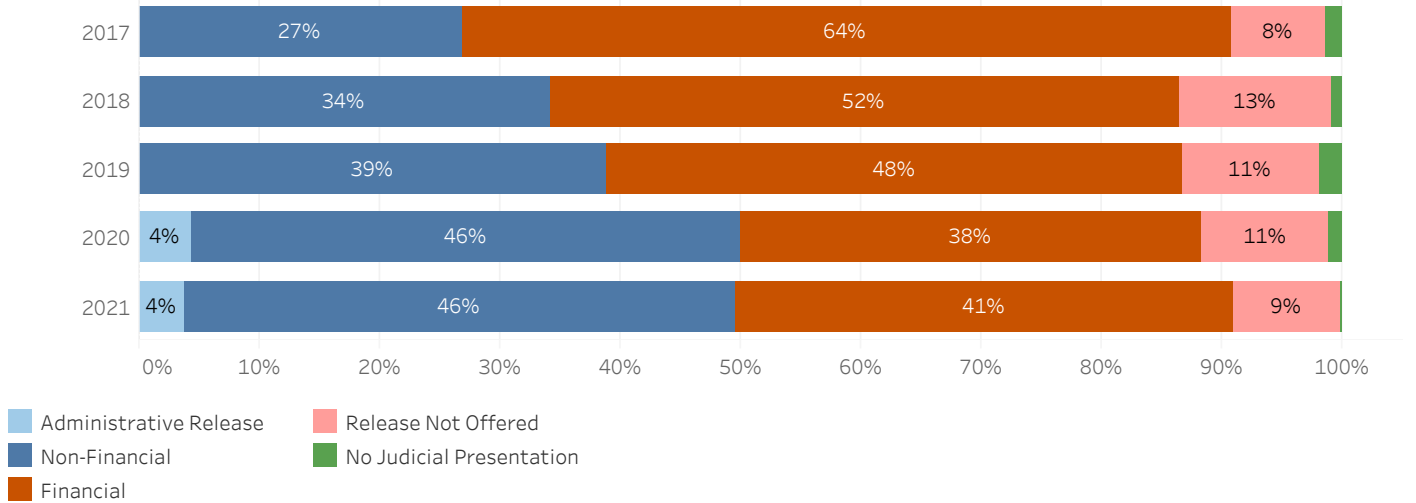
\* A single case may have multiple different bonds set over time. Only the most recent release bond is reported for each case.



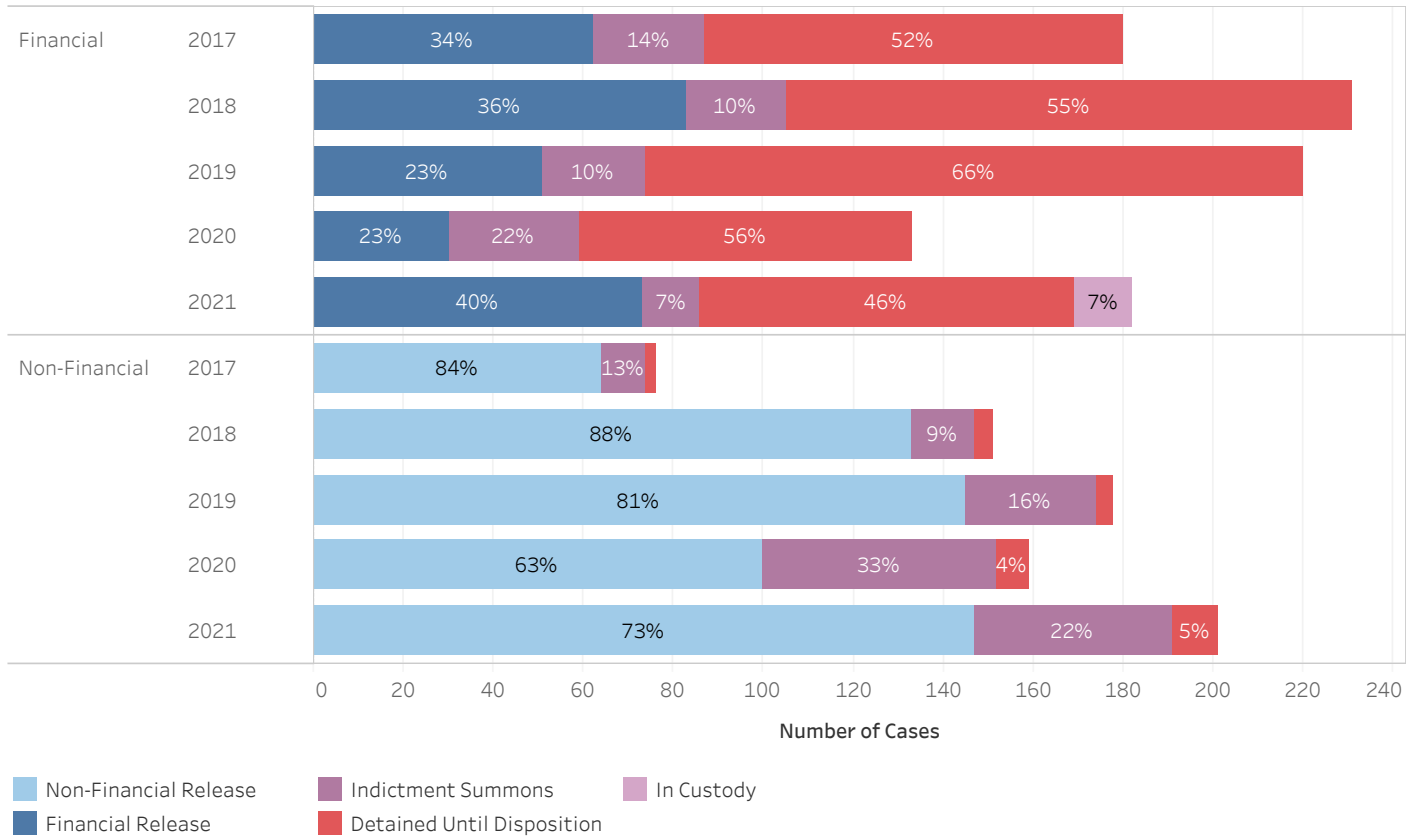
ADMINISTRATIVE OFFICE OF THE COURTS  
Research and Statistics

Circuit Court Cases Booked CY 17-21 TAYLOR COUNTY

Circuit Court Release Decision (Bond) Percentage by Year of Case Booking



Number of Circuit Court Cases and Release Outcome for Financial and Non-Financial Bonds  
(Excludes Administrative Release, Release Not Offered, and No Judicial Presentation)



\* Data provided from the Pretrial Information Management System.

\* A single release bond may apply to multiple cases.

\* A single case may have multiple different bonds set over time. Only the most recent release bond is reported for each case.



**ADMINISTRATIVE OFFICE OF THE COURTS  
Research and Statistics**

19\_PINS8007

**Circuit Court Cases Booked CY 17-21 TAYLOR COUNTY**

Circuit Court Release Decision and Release Outcome by Year of Case Booking

Year of Date Booked	Release Outcome	Release Decision					Grand Total
		Administrative Release	Non-Financial	Financial	Release Not Offered	No Judicial Presentation	
2017	Non-Financial Release		64				64
	Financial Release			62			62
	Indictment Summons		10	25			35
	Detained Until Disposition		2	93	22	4	121
	<b>Total</b>		<b>76</b>	<b>180</b>	<b>22</b>	<b>4</b>	<b>282</b>
2018	Non-Financial Release		133				133
	Financial Release			83			83
	Indictment Summons		14	22			36
	Detained Until Disposition		4	126	56	4	190
	<b>Total</b>		<b>151</b>	<b>231</b>	<b>56</b>	<b>4</b>	<b>442</b>
2019	Non-Financial Release		145				145
	Financial Release			51			51
	Indictment Summons		29	23			52
	Detained Until Disposition		4	146	52	9	211
	<b>Total</b>		<b>178</b>	<b>220</b>	<b>52</b>	<b>9</b>	<b>459</b>
2020	Administrative Release	10					10
	Non-Financial Release		100				100
	Financial Release			30			30
	Indictment Summons		52	29			81
	Detained Until Disposition	5	7	74	37	4	127
	<b>Total</b>	<b>15</b>	<b>159</b>	<b>133</b>	<b>37</b>	<b>4</b>	<b>348</b>
2021	Administrative Release	15					15
	Non-Financial Release		147				147
	Financial Release			73			73
	Indictment Summons		44	13			57
	Detained Until Disposition	2	10	83	37	1	133
	In Custody			13	2		15
	<b>Total</b>	<b>17</b>	<b>201</b>	<b>182</b>	<b>39</b>	<b>1</b>	<b>440</b>

\* Data provided from the Pretrial Information Management System.

\* A single release bond may apply to multiple cases.

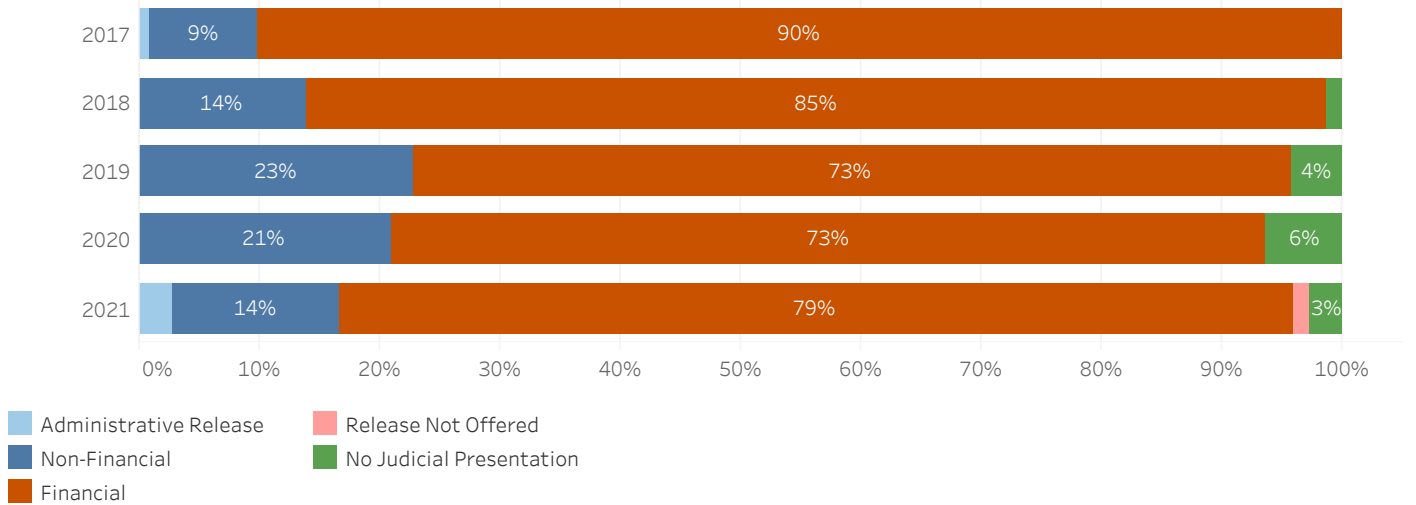
\* A single case may have multiple different bonds set over time. Only the most recent release bond is reported for each case.



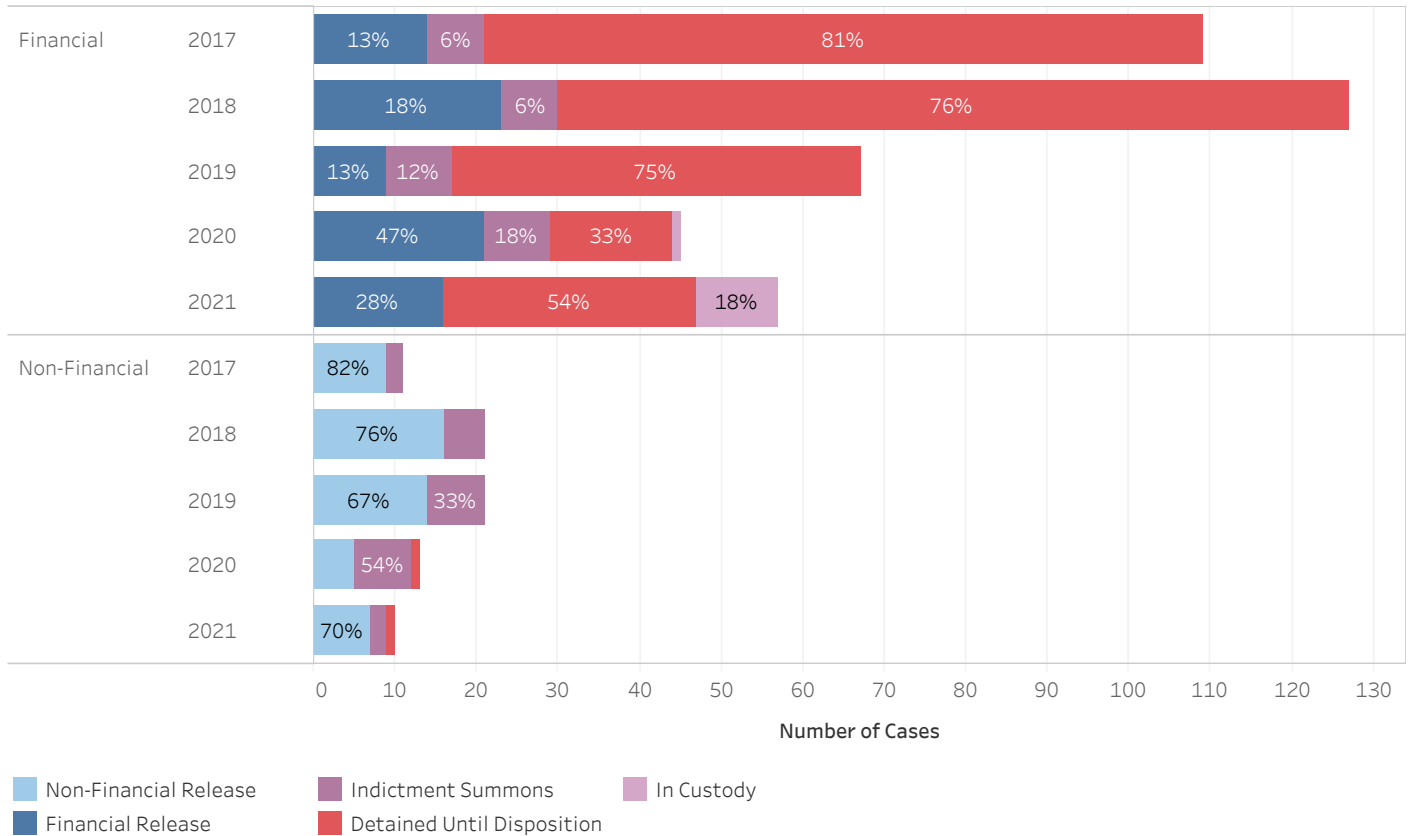
ADMINISTRATIVE OFFICE OF THE COURTS  
Research and Statistics

Circuit Court Cases Booked CY 17-21 TODD COUNTY

Circuit Court Release Decision (Bond) Percentage by Year of Case Booking



Number of Circuit Court Cases and Release Outcome for Financial and Non-Financial Bonds  
(Excludes Administrative Release, Release Not Offered, and No Judicial Presentation)



\* Data provided from the Pretrial Information Management System.

\* A single release bond may apply to multiple cases.

\* A single case may have multiple different bonds set over time. Only the most recent release bond is reported for each case.





**ADMINISTRATIVE OFFICE OF THE COURTS  
Research and Statistics**

19\_PINS8007

**Circuit Court Cases Booked CY 17-21 TODD COUNTY**

Circuit Court Release Decision and Release Outcome by Year of Case Booking

Year of Date Booked	Release Outcome	Release Decision					Grand Total
		Administrative Release	Non-Financial	Financial	Release Not Offered	No Judicial Presentation	
2017	Administrative Release	1					1
	Non-Financial Release		9				9
	Financial Release			14			14
	Indictment Summons		2	7			9
	Detained Until Disposition			88			88
	<b>Total</b>		<b>1</b>	<b>11</b>	<b>109</b>		
2018	Non-Financial Release		16				16
	Financial Release			23			23
	Indictment Summons		5	7			12
	Detained Until Disposition			97		2	99
	<b>Total</b>		<b>21</b>	<b>127</b>		<b>2</b>	<b>150</b>
2019	Non-Financial Release		14				14
	Financial Release			9			9
	Indictment Summons		7	8			15
	Detained Until Disposition			50		4	54
	<b>Total</b>		<b>21</b>	<b>67</b>		<b>4</b>	<b>92</b>
2020	Non-Financial Release		5				5
	Financial Release			21			21
	Indictment Summons		7	8			15
	Detained Until Disposition		1	15		4	20
	In Custody			1			1
	<b>Total</b>		<b>13</b>	<b>45</b>		<b>4</b>	<b>62</b>
2021	Administrative Release	2					2
	Non-Financial Release		7				7
	Financial Release			16			16
	Indictment Summons		2				2
	Detained Until Disposition		1	31	1	2	35
	In Custody			10			10
	<b>Total</b>	<b>2</b>	<b>10</b>	<b>57</b>	<b>1</b>	<b>2</b>	<b>72</b>

\* Data provided from the Pretrial Information Management System.

\* A single release bond may apply to multiple cases.

\* A single case may have multiple different bonds set over time. Only the most recent release bond is reported for each case.

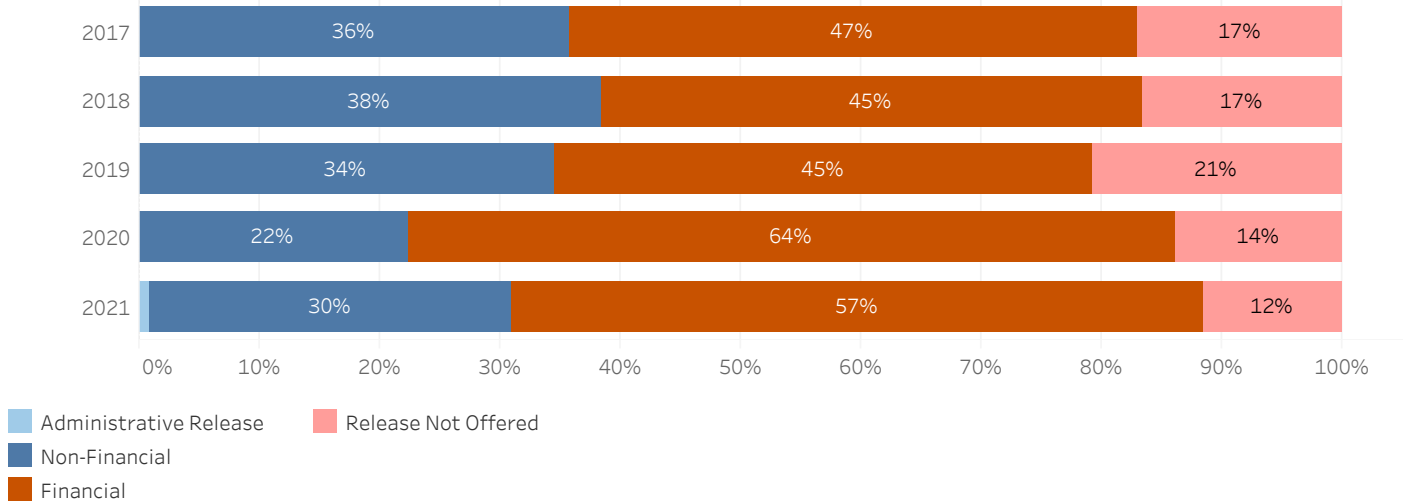


ADMINISTRATIVE OFFICE OF THE COURTS  
Research and Statistics

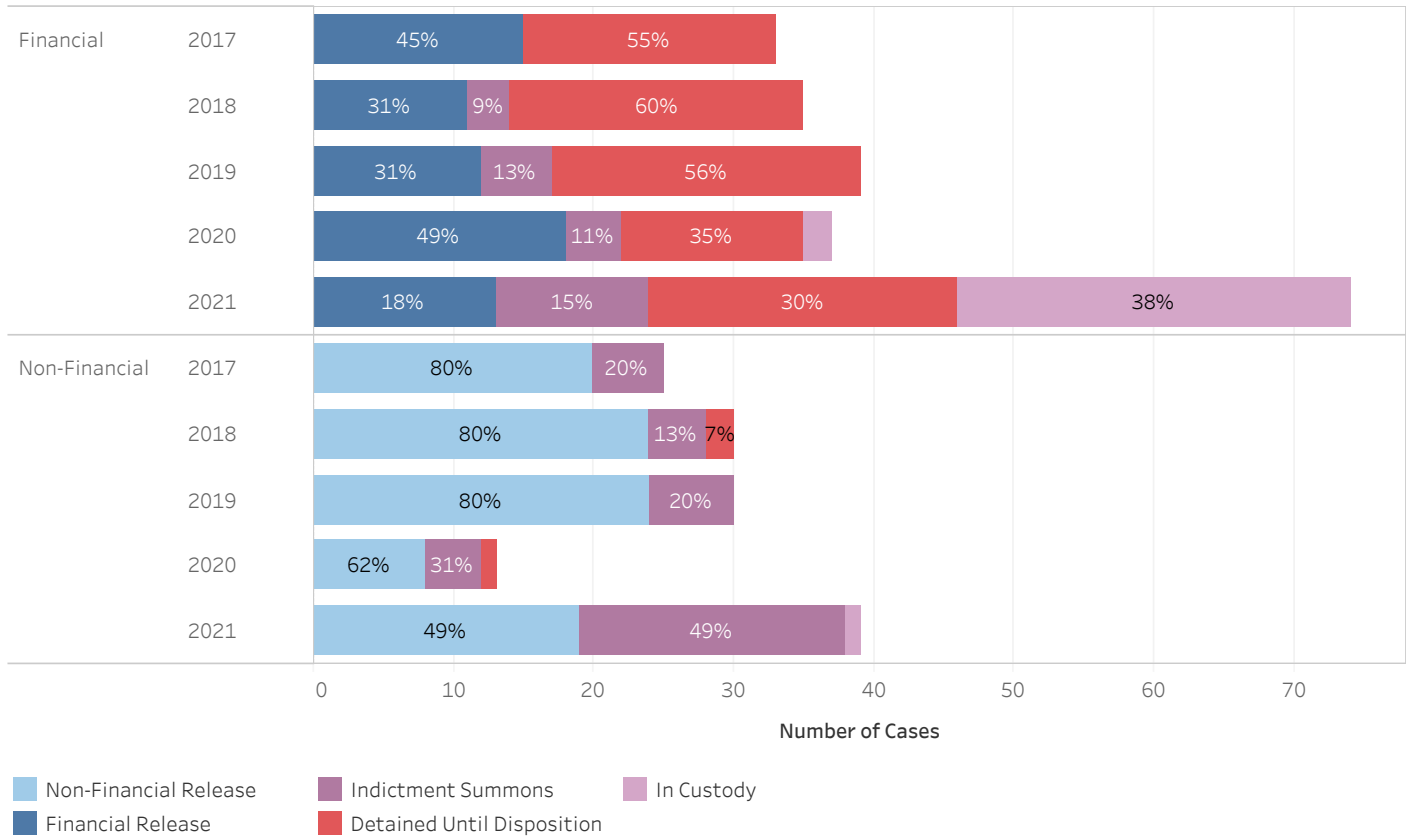
19\_PINS8007

Circuit Court Cases Booked CY 17-21 TRIGG COUNTY

Circuit Court Release Decision (Bond) Percentage by Year of Case Booking



Number of Circuit Court Cases and Release Outcome for Financial and Non-Financial Bonds  
(Excludes Administrative Release, Release Not Offered, and No Judicial Presentation)



\* Data provided from the Pretrial Information Management System.

\* A single release bond may apply to multiple cases.

\* A single case may have multiple different bonds set over time. Only the most recent release bond is reported for each case.



**ADMINISTRATIVE OFFICE OF THE COURTS  
Research and Statistics**

19\_PINS8007

**Circuit Court Cases Booked CY 17-21 TRIGG COUNTY**

Circuit Court Release Decision and Release Outcome by Year of Case Booking

Year of Date Booked	Release Outcome	Release Decision			Grand Total	
		Administrative Release	Non-Financial	Financial		Release Not Offered
2017	Non-Financial Release		20		20	
	Financial Release			15	15	
	Indictment Summons		5		5	
	Detained Until Disposition			18	12	30
	<b>Total</b>		<b>25</b>	<b>33</b>	<b>12</b>	<b>70</b>
2018	Non-Financial Release		24		24	
	Financial Release			11	11	
	Indictment Summons		4	3	7	
	Detained Until Disposition		2	21	13	36
	<b>Total</b>		<b>30</b>	<b>35</b>	<b>13</b>	<b>78</b>
2019	Non-Financial Release		24		24	
	Financial Release			12	12	
	Indictment Summons		6	5	11	
	Detained Until Disposition			22	18	40
	<b>Total</b>		<b>30</b>	<b>39</b>	<b>18</b>	<b>87</b>
2020	Non-Financial Release		8		8	
	Financial Release			18	18	
	Indictment Summons		4	4	8	
	Detained Until Disposition		1	13	8	22
	In Custody			2		2
	<b>Total</b>		<b>13</b>	<b>37</b>	<b>8</b>	<b>58</b>
2021	Administrative Release	1			1	
	Non-Financial Release		19		19	
	Financial Release			13	13	
	Indictment Summons		19	11	30	
	Detained Until Disposition			22	10	32
	In Custody		1	28	5	34
	<b>Total</b>	<b>1</b>	<b>39</b>	<b>74</b>	<b>15</b>	<b>129</b>

\* Data provided from the Pretrial Information Management System.

\* A single release bond may apply to multiple cases.

\* A single case may have multiple different bonds set over time. Only the most recent release bond is reported for each case.

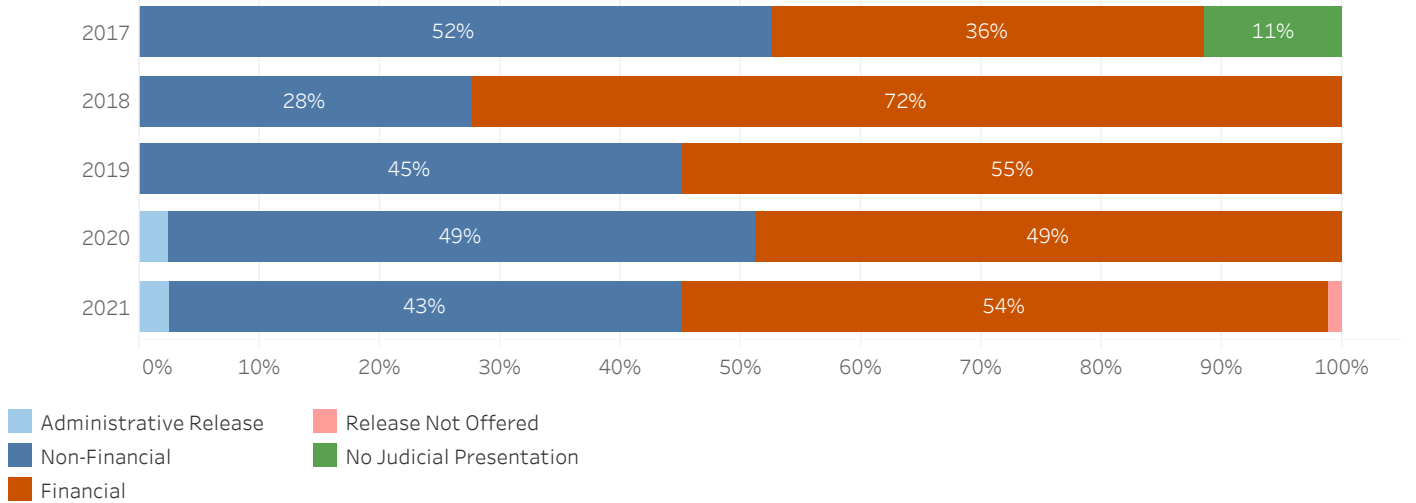


ADMINISTRATIVE OFFICE OF THE COURTS  
Research and Statistics

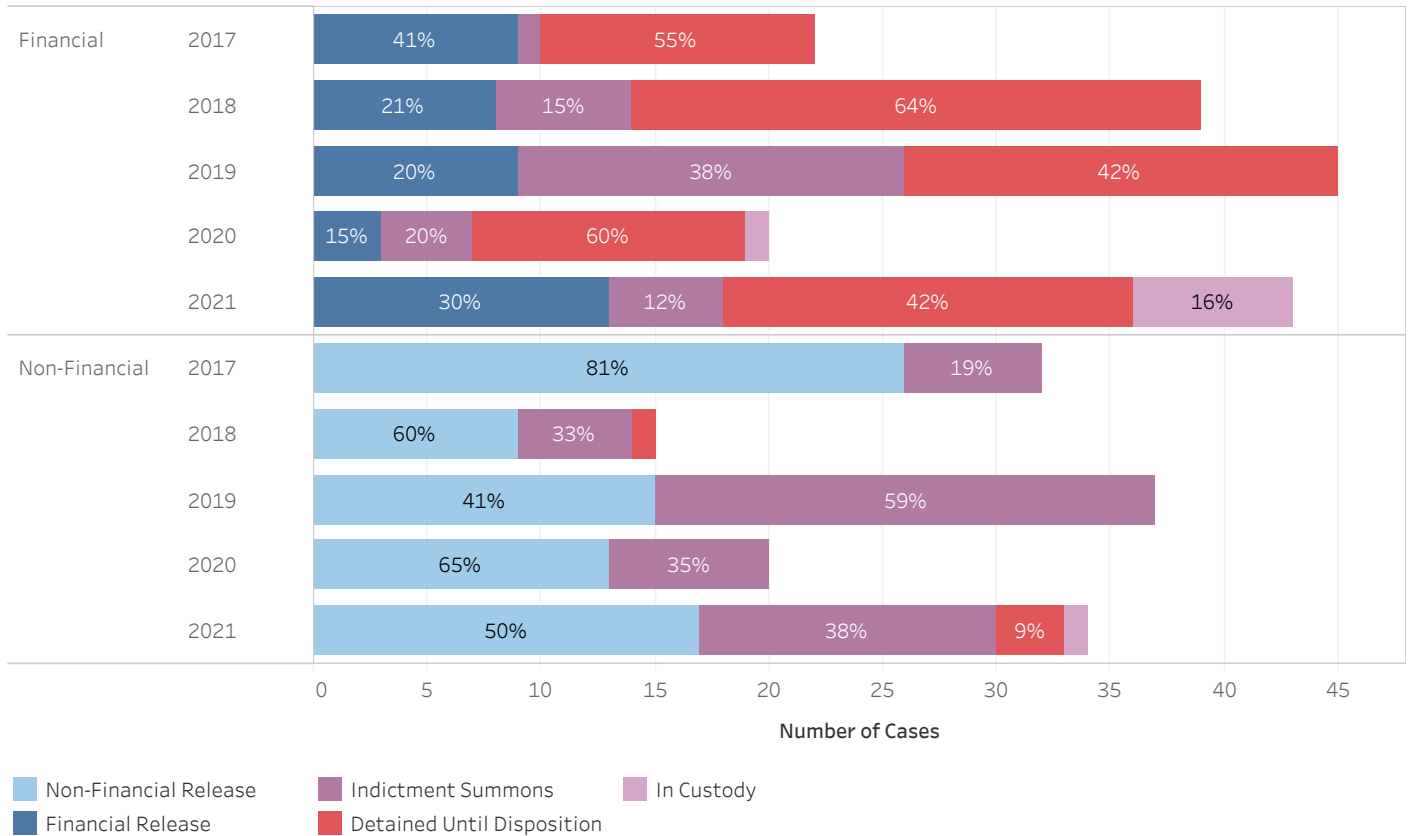
19\_PINS8007

Circuit Court Cases Booked CY 17-21 TRIMBLE COUNTY

Circuit Court Release Decision (Bond) Percentage by Year of Case Booking



Number of Circuit Court Cases and Release Outcome for Financial and Non-Financial Bonds  
(Excludes Administrative Release, Release Not Offered, and No Judicial Presentation)



\* Data provided from the Pretrial Information Management System.

\* A single release bond may apply to multiple cases.

\* A single case may have multiple different bonds set over time. Only the most recent release bond is reported for each case.



**ADMINISTRATIVE OFFICE OF THE COURTS  
Research and Statistics**

19\_PINS8007

**Circuit Court Cases Booked CY 17-21 TRIMBLE COUNTY**

Circuit Court Release Decision and Release Outcome by Year of Case Booking

Year of Date Booked	Release Outcome	Release Decision					Grand Total
		Administrative Release	Non-Financial	Financial	Release Not Offered	No Judicial Presentation	
2017	Non-Financial Release		26				26
	Financial Release			9			9
	Indictment Summons		6	1			7
	Detained Until Disposition			12		7	19
	<b>Total</b>		<b>32</b>	<b>22</b>		<b>7</b>	<b>61</b>
2018	Non-Financial Release		9				9
	Financial Release			8			8
	Indictment Summons		5	6			11
	Detained Until Disposition		1	25			26
	<b>Total</b>		<b>15</b>	<b>39</b>			<b>54</b>
2019	Non-Financial Release		15				15
	Financial Release			9			9
	Indictment Summons		22	17			39
	Detained Until Disposition			19			19
	<b>Total</b>		<b>37</b>	<b>45</b>			<b>82</b>
2020	Administrative Release	1					1
	Non-Financial Release		13				13
	Financial Release			3			3
	Indictment Summons		7	4			11
	Detained Until Disposition			12			12
	In Custody			1			1
	<b>Total</b>	<b>1</b>	<b>20</b>	<b>20</b>			<b>41</b>
2021	Administrative Release	2					2
	Non-Financial Release		17				17
	Financial Release			13			13
	Indictment Summons		13	5			18
	Detained Until Disposition		3	18	1		22
	In Custody		1	7			8
	<b>Total</b>	<b>2</b>	<b>34</b>	<b>43</b>	<b>1</b>		<b>80</b>

\* Data provided from the Pretrial Information Management System.

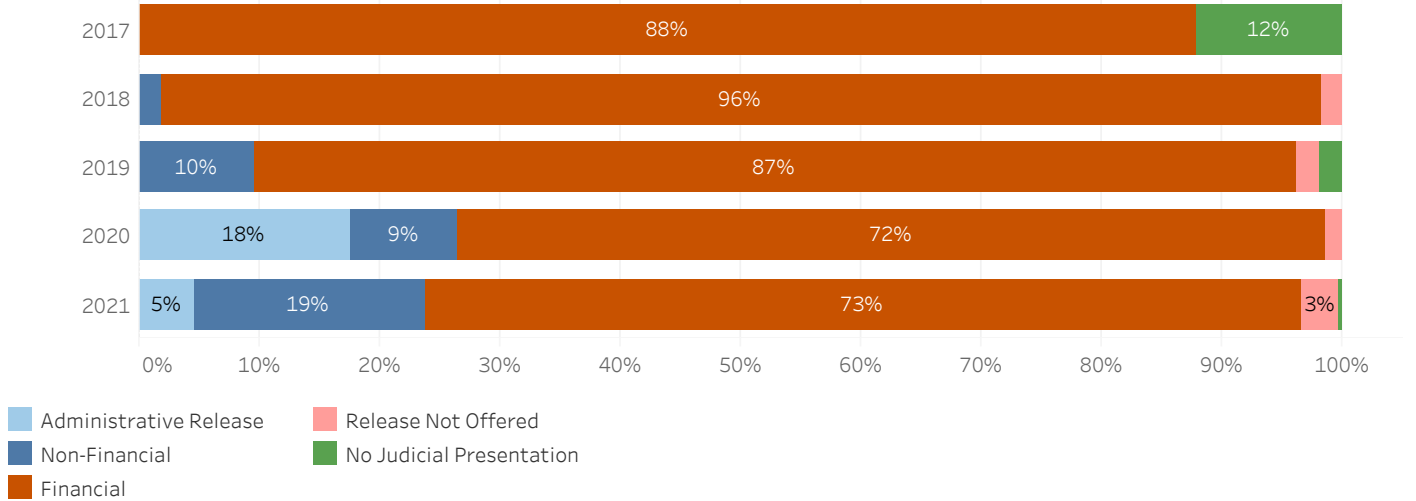
\* A single release bond may apply to multiple cases.

\* A single case may have multiple different bonds set over time. Only the most recent release bond is reported for each case.

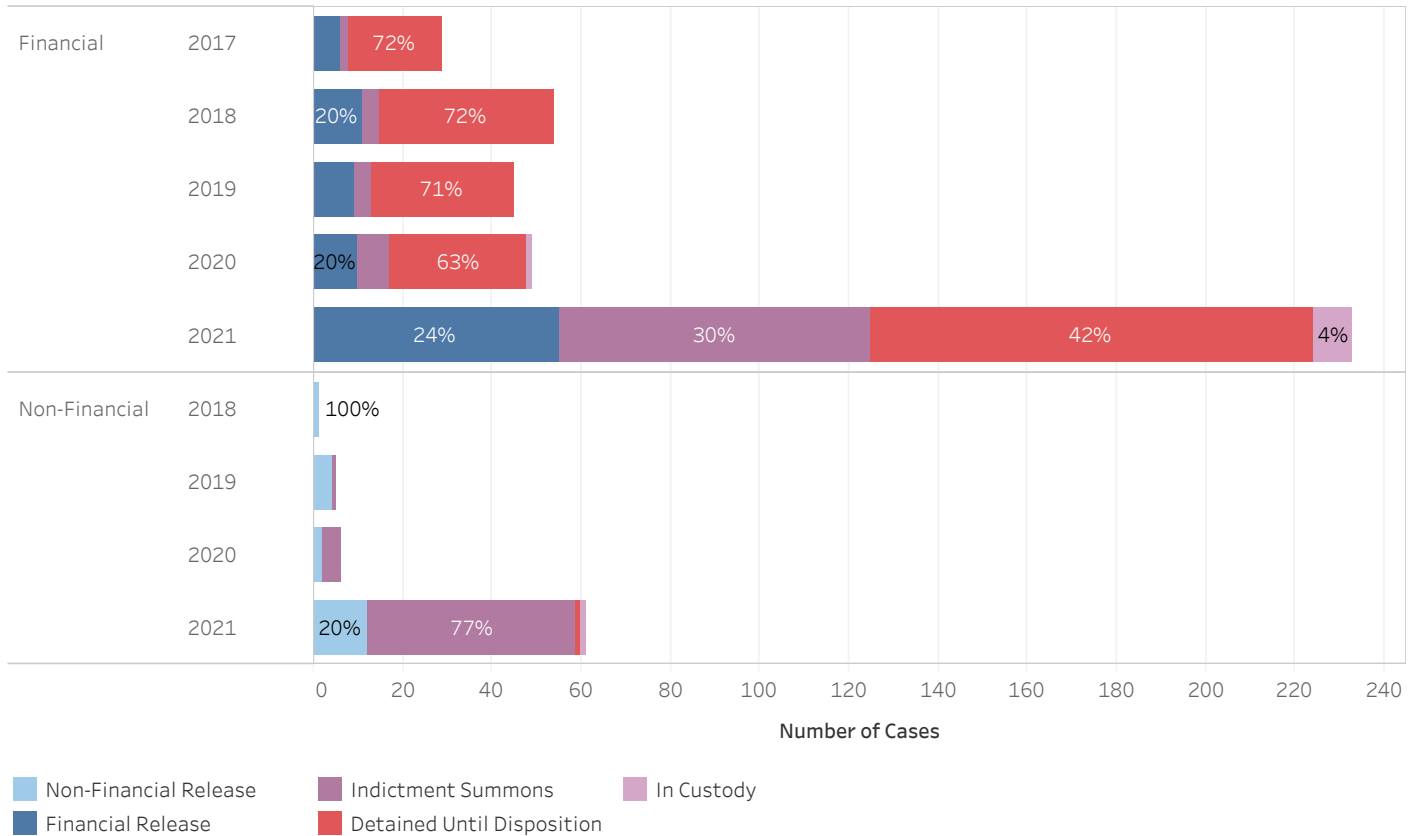


Circuit Court Cases Booked CY 17-21 UNION COUNTY

Circuit Court Release Decision (Bond) Percentage by Year of Case Booking



Number of Circuit Court Cases and Release Outcome for Financial and Non-Financial Bonds  
(Excludes Administrative Release, Release Not Offered, and No Judicial Presentation)



\* Data provided from the Pretrial Information Management System.  
 \* A single release bond may apply to multiple cases.  
 \* A single case may have multiple different bonds set over time. Only the most recent release bond is reported for each case.



**ADMINISTRATIVE OFFICE OF THE COURTS  
Research and Statistics**

19\_PINS8007

**Circuit Court Cases Booked CY 17-21 UNION COUNTY**

Circuit Court Release Decision and Release Outcome by Year of Case Booking

Year of Date Booked	Release Outcome	Release Decision					Grand Total
		Administrative Release	Non-Financial	Financial	Release Not Offered	No Judicial Presentation	
2017	Financial Release			6			6
	Indictment Summons			2			2
	Detained Until Disposition			21		4	25
	<b>Total</b>			<b>29</b>		<b>4</b>	<b>33</b>
2018	Non-Financial Release		1				1
	Financial Release			11			11
	Indictment Summons			4			4
	Detained Until Disposition			39	1		40
	<b>Total</b>		<b>1</b>	<b>54</b>	<b>1</b>		<b>56</b>
2019	Non-Financial Release		4				4
	Financial Release			9			9
	Indictment Summons		1	4			5
	Detained Until Disposition			32	1	1	34
	<b>Total</b>		<b>5</b>	<b>45</b>	<b>1</b>	<b>1</b>	<b>52</b>
2020	Administrative Release	12					12
	Non-Financial Release		2				2
	Financial Release			10			10
	Indictment Summons		4	7			11
	Detained Until Disposition			31	1		32
	In Custody			1			1
	<b>Total</b>	<b>12</b>	<b>6</b>	<b>49</b>	<b>1</b>		<b>68</b>
2021	Administrative Release	15					15
	Non-Financial Release		12				12
	Financial Release			55			55
	Indictment Summons		47	70			117
	Detained Until Disposition		1	99	10	1	111
	In Custody		1	9			10
	<b>Total</b>	<b>15</b>	<b>61</b>	<b>233</b>	<b>10</b>	<b>1</b>	<b>320</b>

\* Data provided from the Pretrial Information Management System.

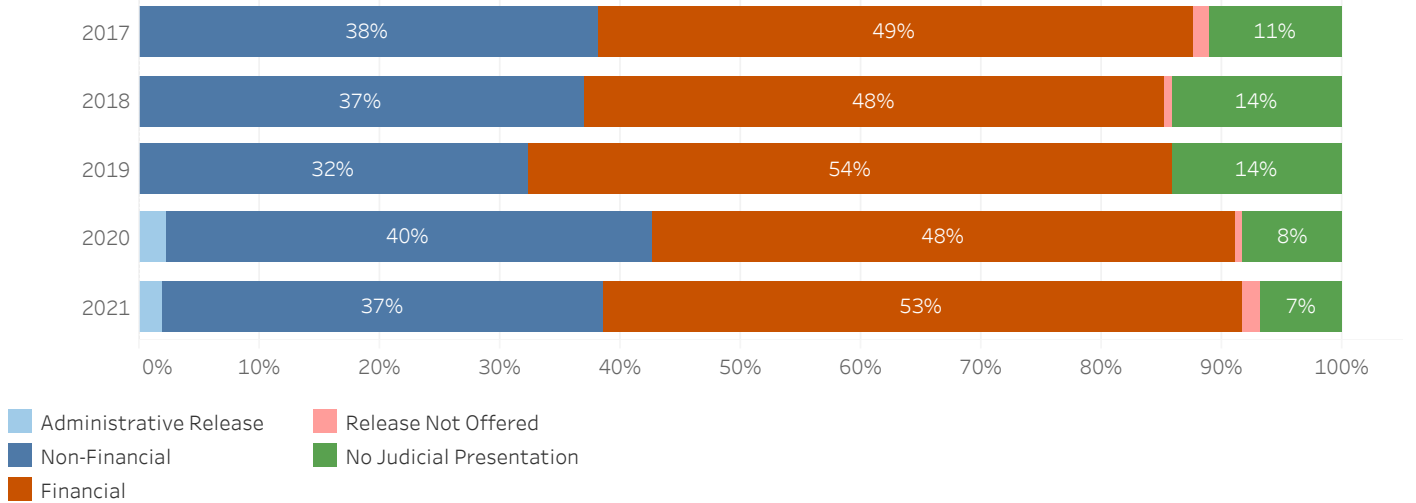
\* A single release bond may apply to multiple cases.

\* A single case may have multiple different bonds set over time. Only the most recent release bond is reported for each case.

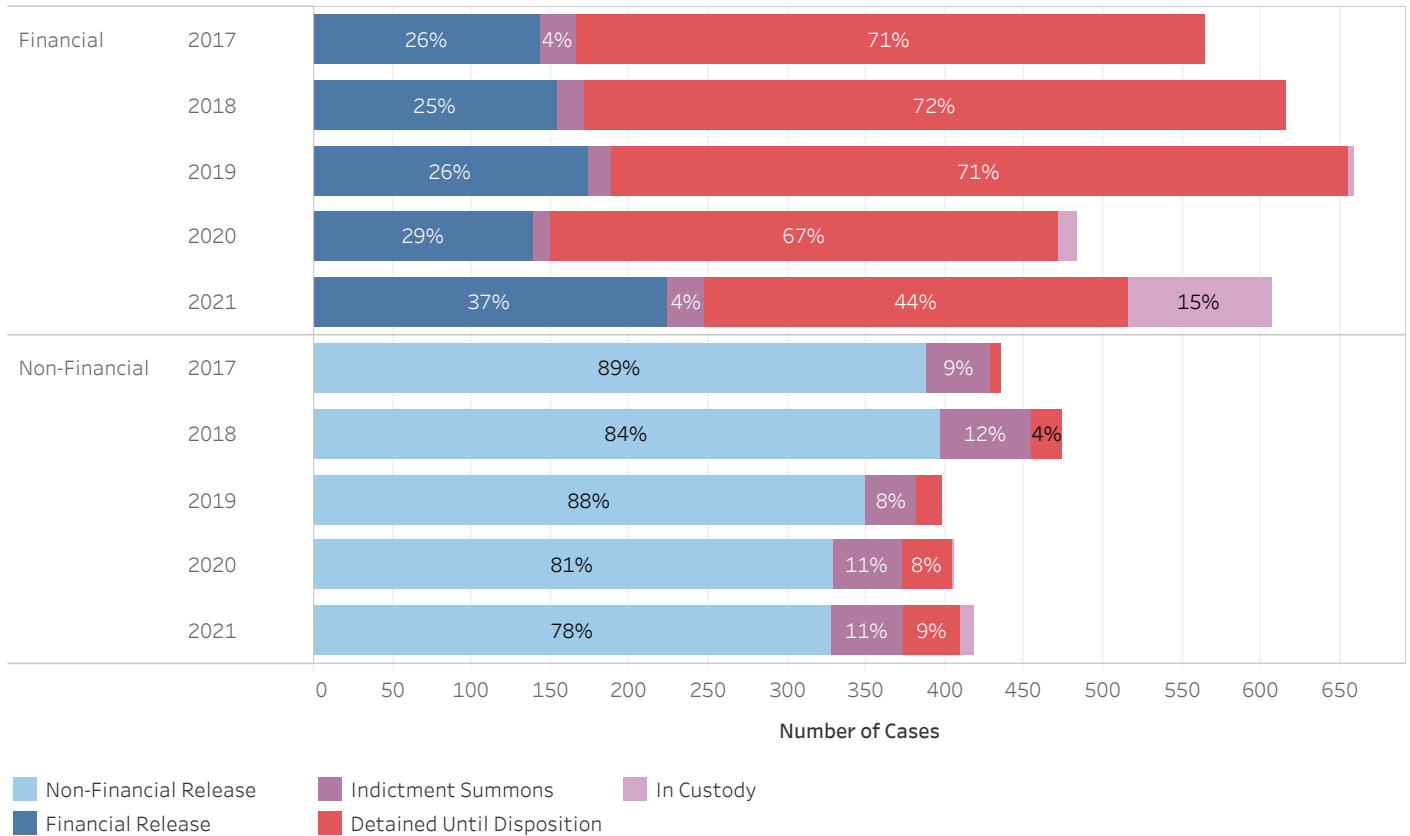


Circuit Court Cases Booked CY 17-21 WARREN COUNTY

Circuit Court Release Decision (Bond) Percentage by Year of Case Booking



Number of Circuit Court Cases and Release Outcome for Financial and Non-Financial Bonds  
(Excludes Administrative Release, Release Not Offered, and No Judicial Presentation)



\* Data provided from the Pretrial Information Management System.

\* A single release bond may apply to multiple cases.

\* A single case may have multiple different bonds set over time. Only the most recent release bond is reported for each case.





**ADMINISTRATIVE OFFICE OF THE COURTS  
Research and Statistics**

19\_PINS8007

**Circuit Court Cases Booked CY 17-21 WARREN COUNTY**

Circuit Court Release Decision and Release Outcome by Year of Case Booking

Year of Date Booked	Release Outcome	Release Decision					Grand Total
		Administrative Release	Non-Financial	Financial	Release Not Offered	No Judicial Presentation	
2017	Non-Financial Release		388				388
	Financial Release			144			144
	Indictment Summons		41	22			63
	Detained Until Disposition		7	398	17	126	548
	<b>Total</b>		<b>436</b>	<b>564</b>	<b>17</b>	<b>126</b>	<b>1,143</b>
2018	Non-Financial Release		397				397
	Financial Release			155			155
	Indictment Summons		58	17			75
	Detained Until Disposition		19	444	9	182	654
	<b>Total</b>		<b>474</b>	<b>616</b>	<b>9</b>	<b>182</b>	<b>1,281</b>
2019	Non-Financial Release		350				350
	Financial Release			174			174
	Indictment Summons		32	15			47
	Detained Until Disposition		16	466		174	656
	In Custody			4			4
	<b>Total</b>		<b>398</b>	<b>659</b>		<b>174</b>	<b>1,231</b>
2020	Administrative Release	18					18
	Non-Financial Release		329				329
	Financial Release			139			139
	Indictment Summons	1	44	11			56
	Detained Until Disposition	3	31	322	6	84	446
	In Custody		1	12			13
<b>Total</b>	<b>22</b>	<b>405</b>	<b>484</b>	<b>6</b>	<b>84</b>	<b>1,001</b>	
2021	Administrative Release	22					22
	Non-Financial Release		328				328
	Financial Release			224			224
	Indictment Summons		45	24			69
	Detained Until Disposition	1	37	268	14	74	394
	In Custody		8	91	3	4	106
<b>Total</b>	<b>23</b>	<b>418</b>	<b>607</b>	<b>17</b>	<b>78</b>	<b>1,143</b>	

\* Data provided from the Pretrial Information Management System.

\* A single release bond may apply to multiple cases.

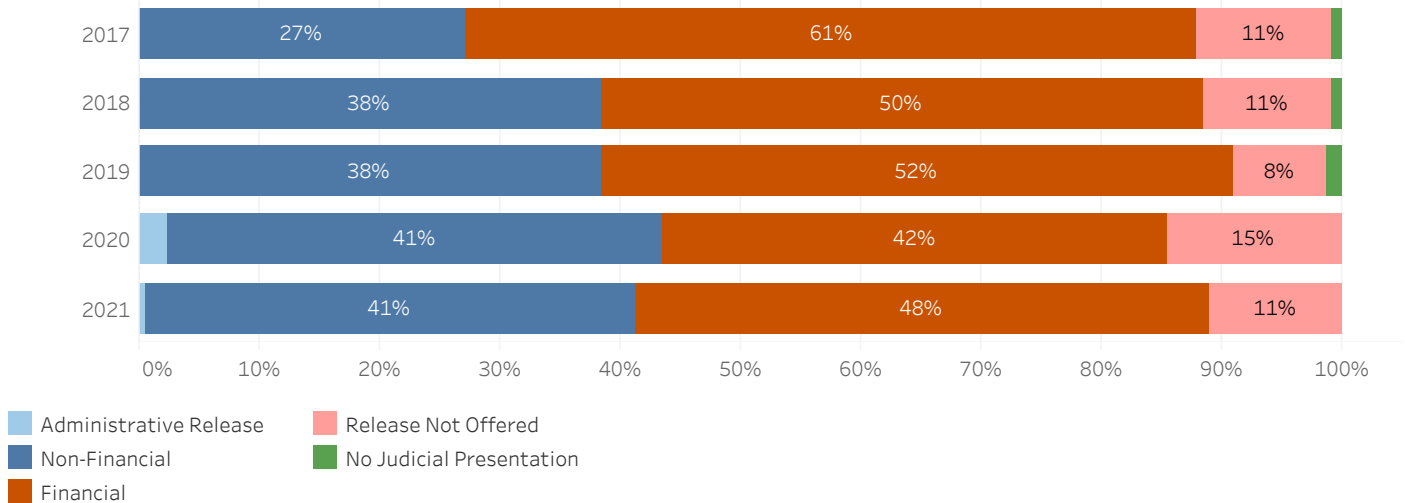
\* A single case may have multiple different bonds set over time. Only the most recent release bond is reported for each case.



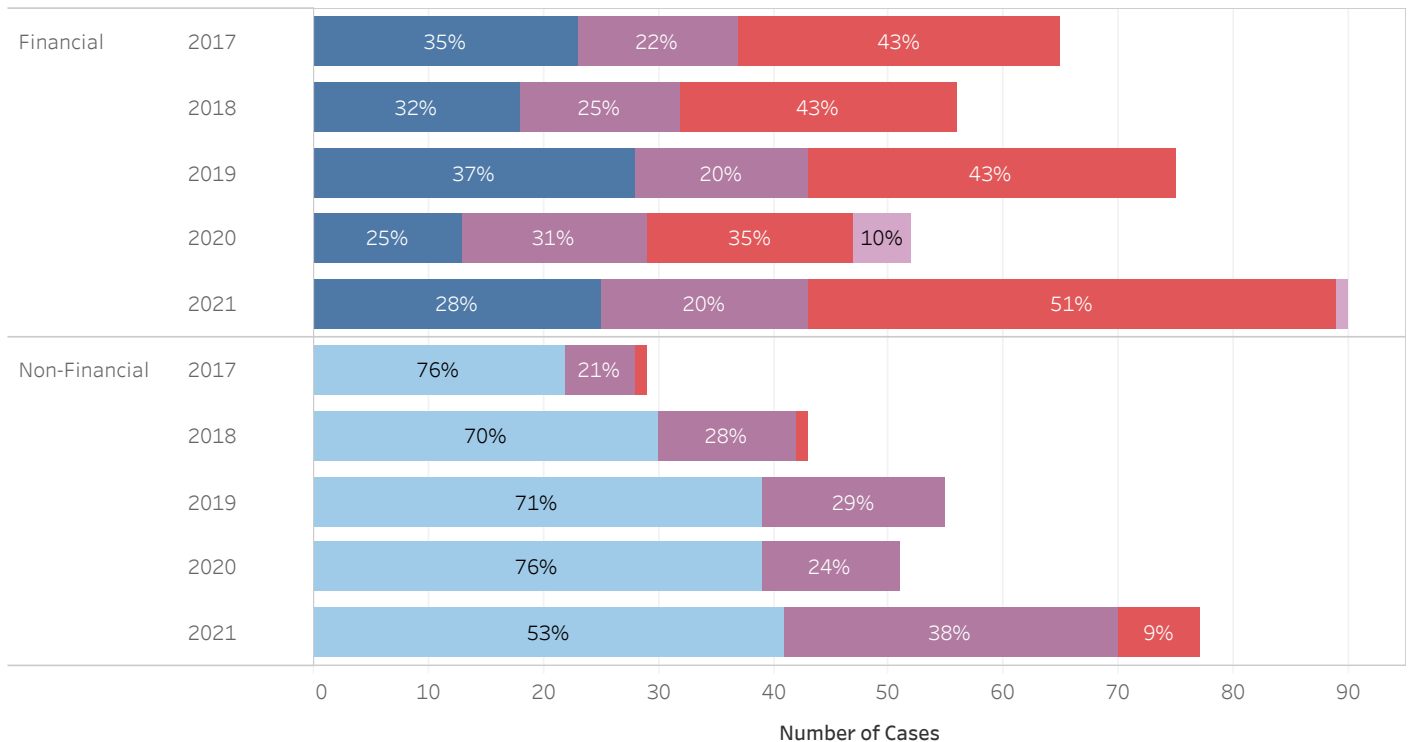
ADMINISTRATIVE OFFICE OF THE COURTS  
Research and Statistics

Circuit Court Cases Booked CY 17-21 WASHINGTON COUNTY

Circuit Court Release Decision (Bond) Percentage by Year of Case Booking



Number of Circuit Court Cases and Release Outcome for Financial and Non-Financial Bonds  
(Excludes Administrative Release, Release Not Offered, and No Judicial Presentation)



■ Non-Financial Release    
 ■ Indictment Summons    
 ■ In Custody  
■ Financial Release    
 ■ Detained Until Disposition

\* Data provided from the Pretrial Information Management System.

\* A single release bond may apply to multiple cases.

\* A single case may have multiple different bonds set over time. Only the most recent release bond is reported for each case.



**ADMINISTRATIVE OFFICE OF THE COURTS  
Research and Statistics**

19\_PINS8007

**Circuit Court Cases Booked CY 17-21 WASHINGTON COUNTY**

Circuit Court Release Decision and Release Outcome by Year of Case Booking

Year of Date Booked	Release Outcome	Release Decision					Grand Total
		Administrative Release	Non-Financial	Financial	Release Not Offered	No Judicial Presentation	
2017	Non-Financial Release		22				22
	Financial Release			23			23
	Indictment Summons		6	14			20
	Detained Until Disposition		1	28	12	1	42
	<b>Total</b>		<b>29</b>	<b>65</b>	<b>12</b>	<b>1</b>	<b>107</b>
2018	Non-Financial Release		30				30
	Financial Release			18			18
	Indictment Summons		12	14			26
	Detained Until Disposition		1	24	12	1	38
	<b>Total</b>		<b>43</b>	<b>56</b>	<b>12</b>	<b>1</b>	<b>112</b>
2019	Non-Financial Release		39				39
	Financial Release			28			28
	Indictment Summons		16	15			31
	Detained Until Disposition			32	11	2	45
	<b>Total</b>		<b>55</b>	<b>75</b>	<b>11</b>	<b>2</b>	<b>143</b>
2020	Administrative Release	2					2
	Non-Financial Release		39				39
	Financial Release			13			13
	Indictment Summons		12	16			28
	Detained Until Disposition	1		18	18		37
	In Custody			5			5
	<b>Total</b>	<b>3</b>	<b>51</b>	<b>52</b>	<b>18</b>		<b>124</b>
2021	Administrative Release	1					1
	Non-Financial Release		41				41
	Financial Release			25			25
	Indictment Summons		29	18			47
	Detained Until Disposition		7	46	21		74
	In Custody			1			1
	<b>Total</b>	<b>1</b>	<b>77</b>	<b>90</b>	<b>21</b>		<b>189</b>

\* Data provided from the Pretrial Information Management System.

\* A single release bond may apply to multiple cases.

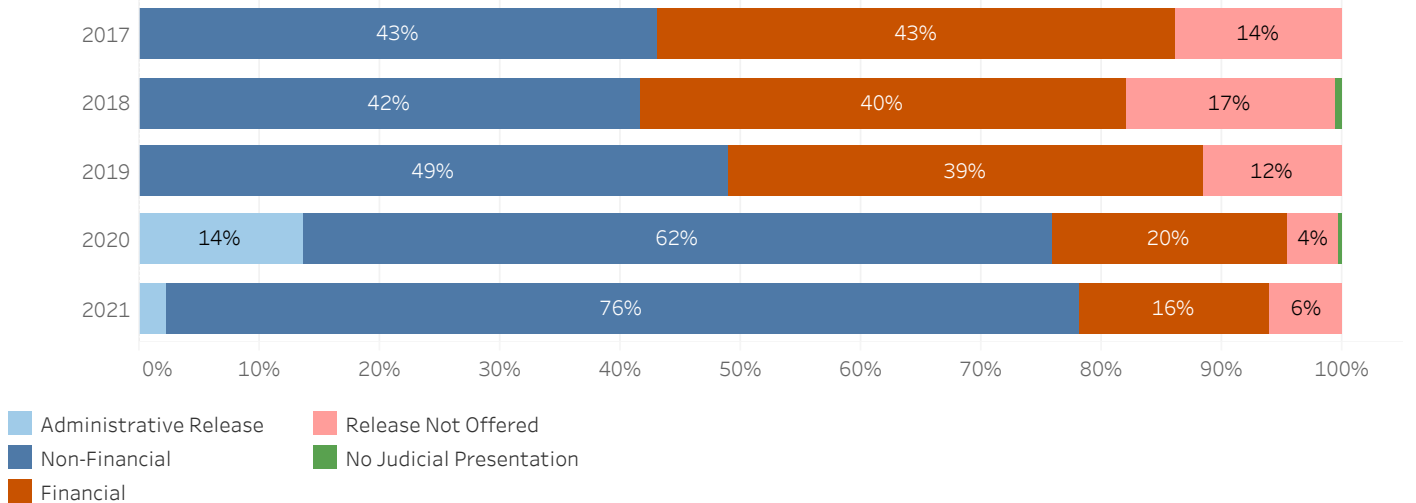
\* A single case may have multiple different bonds set over time. Only the most recent release bond is reported for each case.



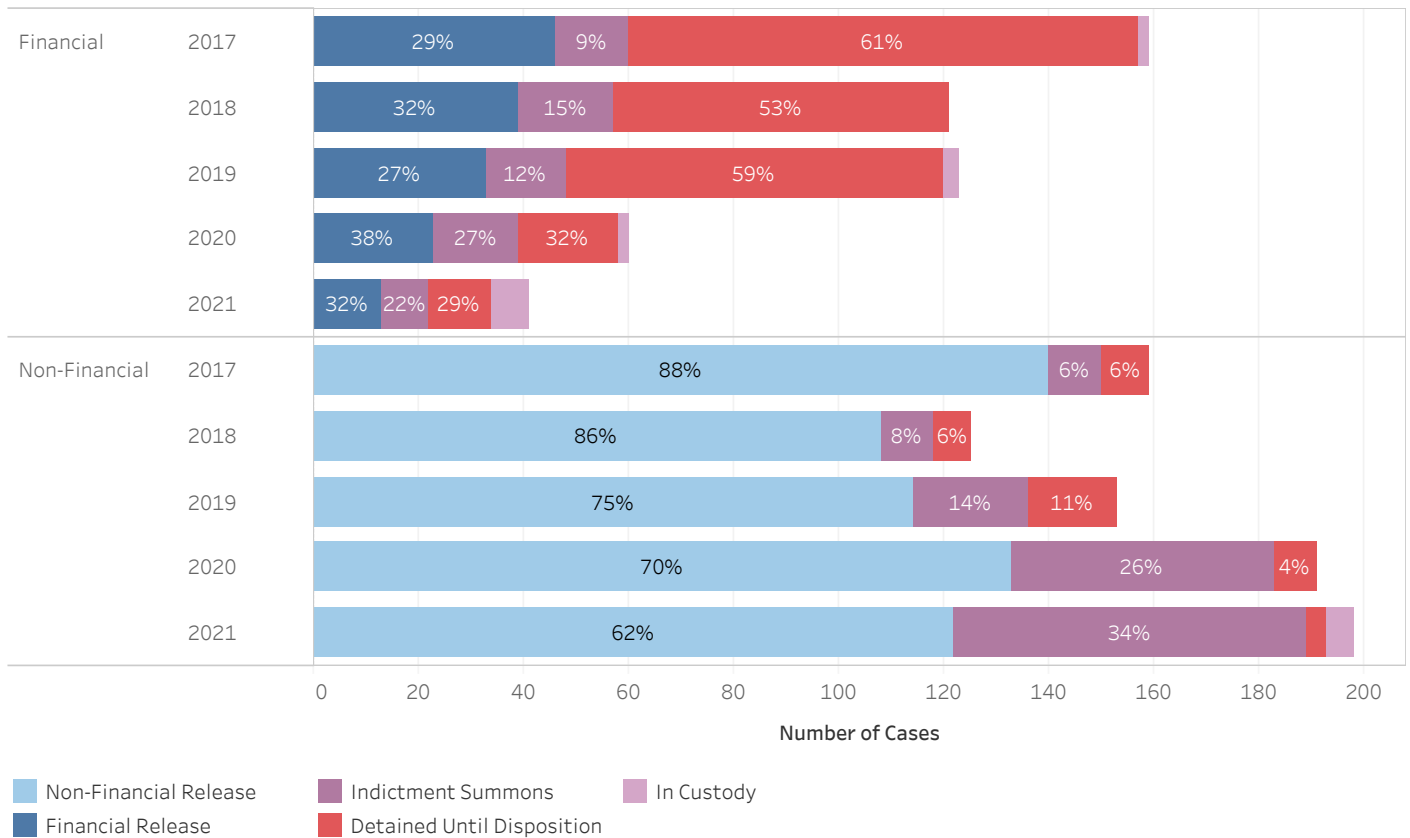
ADMINISTRATIVE OFFICE OF THE COURTS  
Research and Statistics

Circuit Court Cases Booked CY 17-21 WAYNE COUNTY

Circuit Court Release Decision (Bond) Percentage by Year of Case Booking



Number of Circuit Court Cases and Release Outcome for Financial and Non-Financial Bonds  
(Excludes Administrative Release, Release Not Offered, and No Judicial Presentation)



\* Data provided from the Pretrial Information Management System.

\* A single release bond may apply to multiple cases.

\* A single case may have multiple different bonds set over time. Only the most recent release bond is reported for each case.



**ADMINISTRATIVE OFFICE OF THE COURTS  
Research and Statistics**

19\_PINS8007

**Circuit Court Cases Booked CY 17-21 WAYNE COUNTY**

Circuit Court Release Decision and Release Outcome by Year of Case Booking

Year of Date Booked	Release Outcome	Release Decision					Grand Total
		Administrative Release	Non-Financial	Financial	Release Not Offered	No Judicial Presentation	
2017	Non-Financial Release		140				140
	Financial Release			46			46
	Indictment Summons		10	14			24
	Detained Until Disposition		9	97	51		157
	In Custody			2			2
	<b>Total</b>			<b>159</b>	<b>159</b>	<b>51</b>	
2018	Non-Financial Release		108				108
	Financial Release			39			39
	Indictment Summons		10	18			28
	Detained Until Disposition		7	64	52	2	125
	<b>Total</b>			<b>125</b>	<b>121</b>	<b>52</b>	<b>2</b>
2019	Non-Financial Release		114				114
	Financial Release			33			33
	Indictment Summons		22	15			37
	Detained Until Disposition		17	72	36		125
	In Custody			3			3
	<b>Total</b>			<b>153</b>	<b>123</b>	<b>36</b>	
2020	Administrative Release	35					35
	Non-Financial Release		133				133
	Financial Release			23			23
	Indictment Summons		50	16			66
	Detained Until Disposition	7	8	19	13	1	48
	In Custody			2			2
	<b>Total</b>	<b>42</b>	<b>191</b>	<b>60</b>	<b>13</b>	<b>1</b>	<b>307</b>
2021	Administrative Release	6					6
	Non-Financial Release		122				122
	Financial Release			13			13
	Indictment Summons		67	9			76
	Detained Until Disposition		4	12	14		30
	In Custody		5	7	2		14
	<b>Total</b>	<b>6</b>	<b>198</b>	<b>41</b>	<b>16</b>		<b>261</b>

\* Data provided from the Pretrial Information Management System.

\* A single release bond may apply to multiple cases.

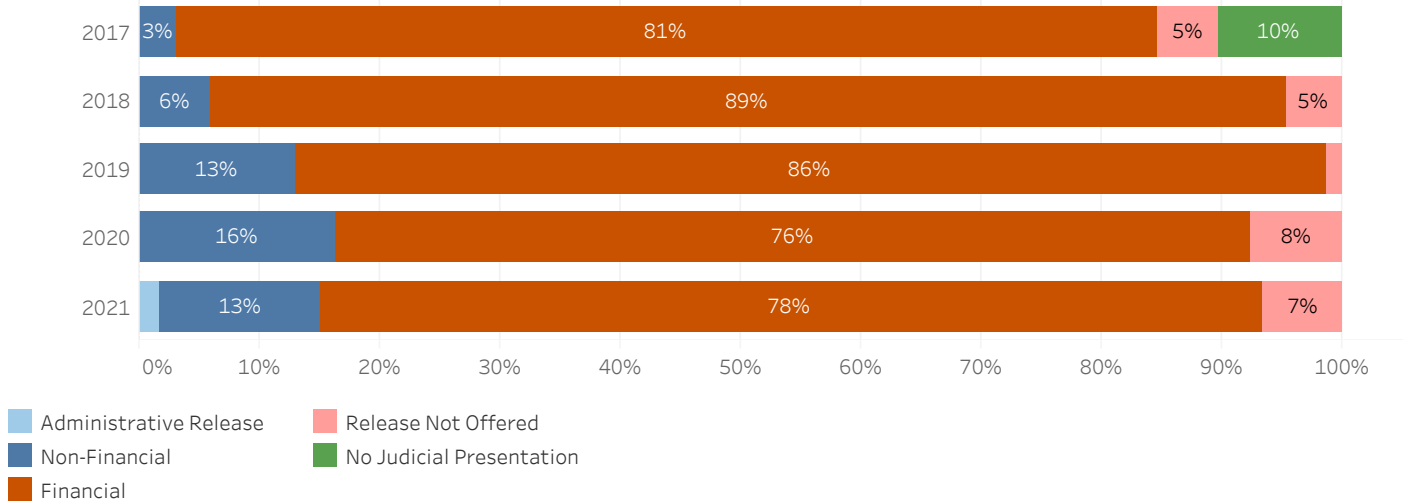
\* A single case may have multiple different bonds set over time. Only the most recent release bond is reported for each case.



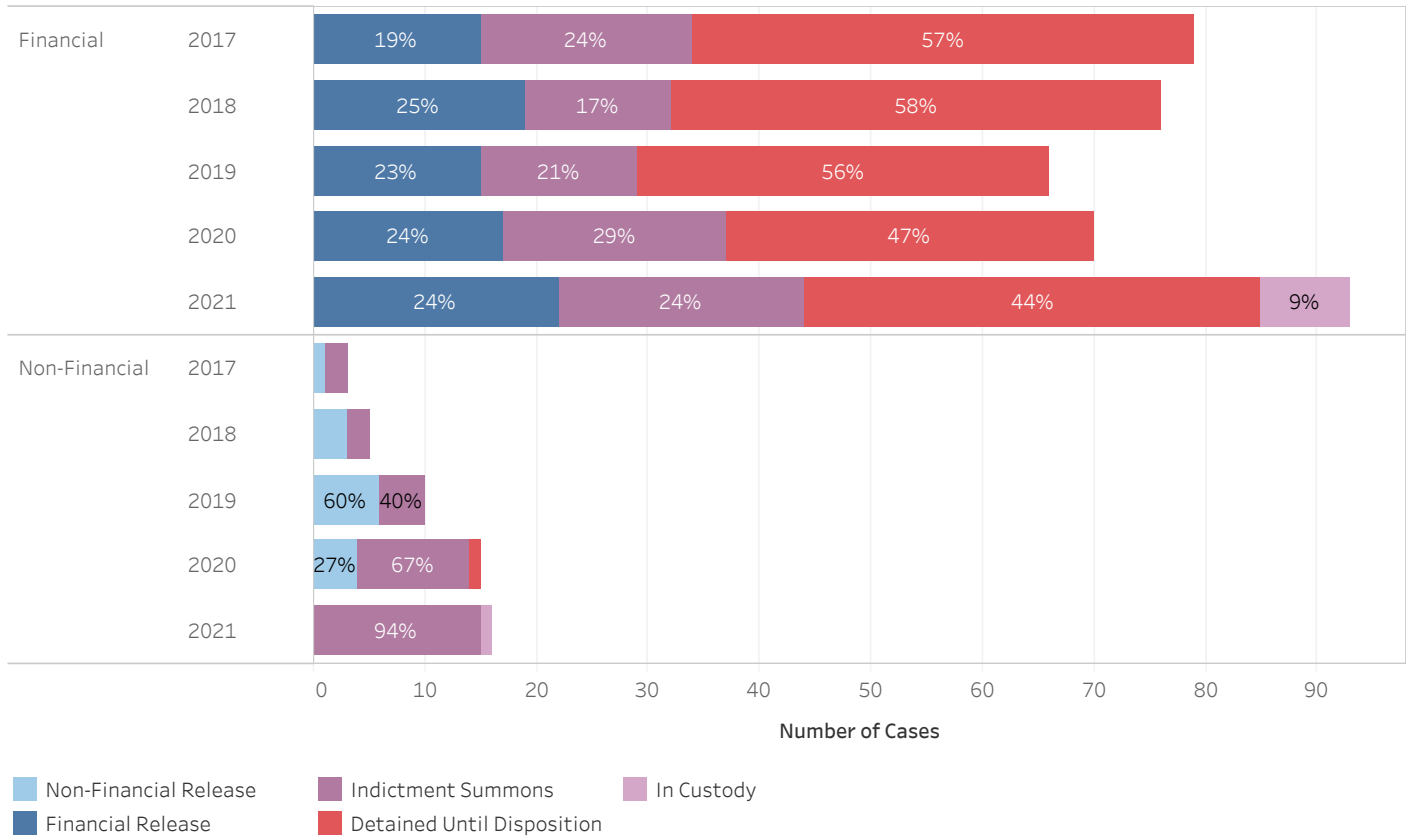
ADMINISTRATIVE OFFICE OF THE COURTS  
Research and Statistics

Circuit Court Cases Booked CY 17-21 WEBSTER COUNTY

Circuit Court Release Decision (Bond) Percentage by Year of Case Booking



Number of Circuit Court Cases and Release Outcome for Financial and Non-Financial Bonds  
(Excludes Administrative Release, Release Not Offered, and No Judicial Presentation)



\* Data provided from the Pretrial Information Management System.

\* A single release bond may apply to multiple cases.

\* A single case may have multiple different bonds set over time. Only the most recent release bond is reported for each case.



**ADMINISTRATIVE OFFICE OF THE COURTS  
Research and Statistics**

19\_PINS8007

**Circuit Court Cases Booked CY 17-21 WEBSTER COUNTY**

Circuit Court Release Decision and Release Outcome by Year of Case Booking

Year of Date Booked	Release Outcome	Release Decision				Grand Total	
		Administrative Release	Non-Financial	Financial	Release Not Offered No Judicial Presentation		
2017	Non-Financial Release		1			1	
	Financial Release			15		15	
	Indictment Summons		2	19		21	
	Detained Until Disposition			45	5	10	60
	<b>Total</b>		<b>3</b>	<b>79</b>	<b>5</b>	<b>10</b>	<b>97</b>
2018	Non-Financial Release		3			3	
	Financial Release			19		19	
	Indictment Summons		2	13		15	
	Detained Until Disposition			44	4		48
	<b>Total</b>		<b>5</b>	<b>76</b>	<b>4</b>		<b>85</b>
2019	Non-Financial Release		6			6	
	Financial Release			15		15	
	Indictment Summons		4	14		18	
	Detained Until Disposition			37	1		38
	<b>Total</b>		<b>10</b>	<b>66</b>	<b>1</b>		<b>77</b>
2020	Non-Financial Release		4			4	
	Financial Release			17		17	
	Indictment Summons		10	20		30	
	Detained Until Disposition		1	33	7		41
	<b>Total</b>		<b>15</b>	<b>70</b>	<b>7</b>		<b>92</b>
2021	Administrative Release	2				2	
	Financial Release			22		22	
	Indictment Summons		15	22		37	
	Detained Until Disposition			41	8		49
	In Custody		1	8		9	
	<b>Total</b>	<b>2</b>	<b>16</b>	<b>93</b>	<b>8</b>		<b>119</b>

\* Data provided from the Pretrial Information Management System.

\* A single release bond may apply to multiple cases.

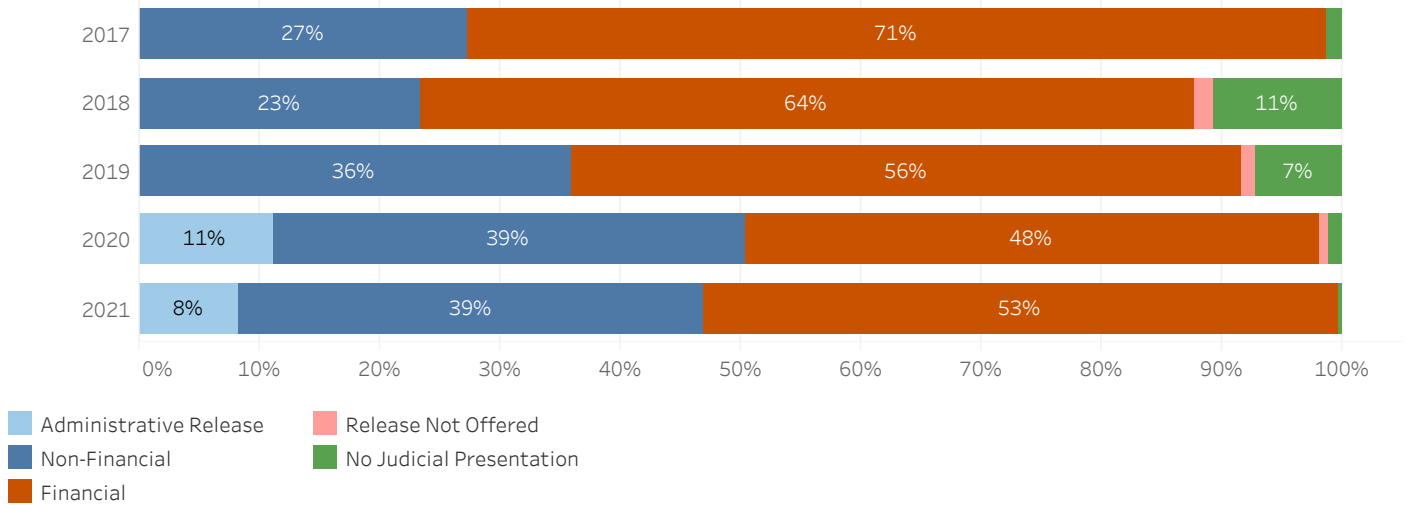
\* A single case may have multiple different bonds set over time. Only the most recent release bond is reported for each case.



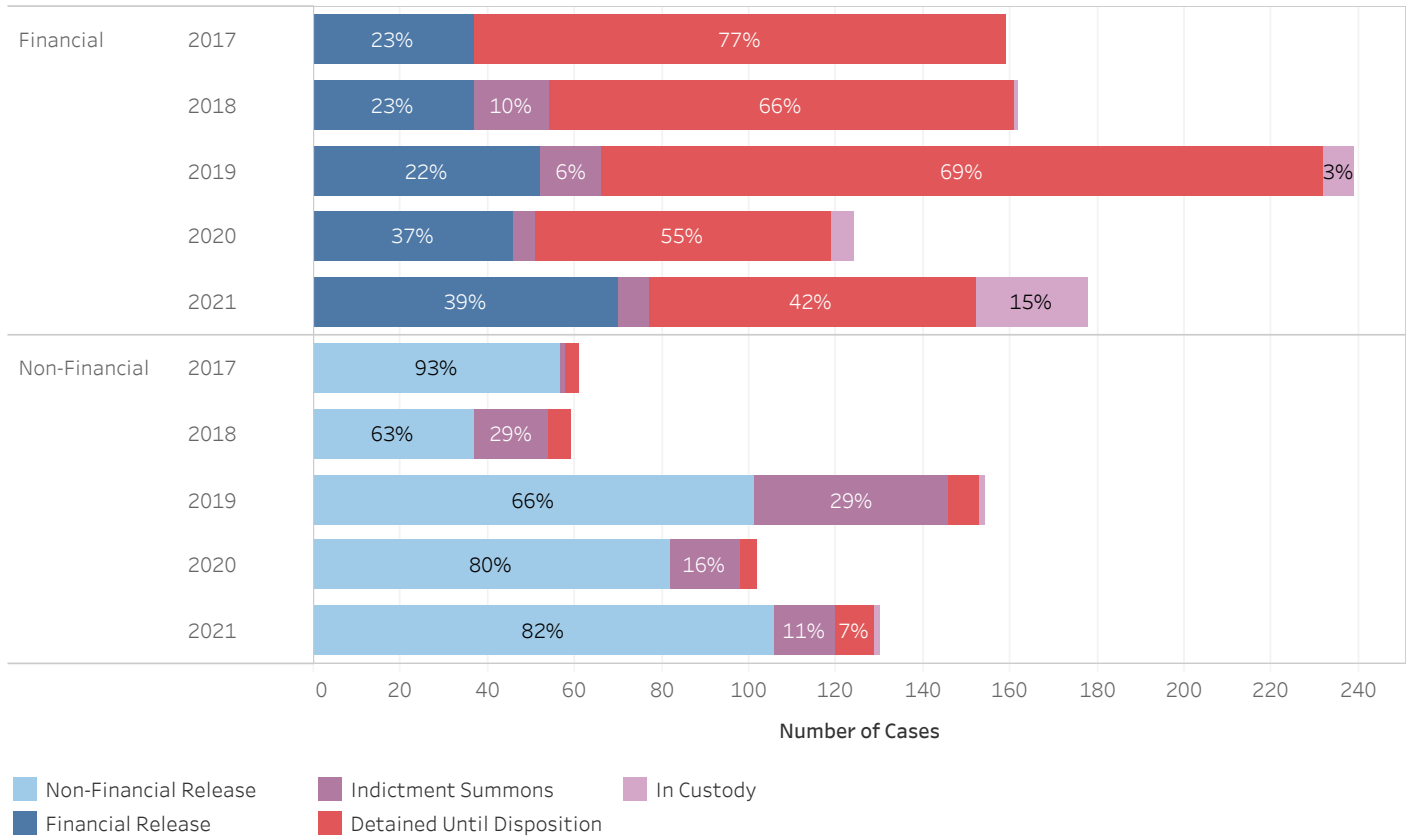
ADMINISTRATIVE OFFICE OF THE COURTS  
Research and Statistics

Circuit Court Cases Booked CY 17-21 WHITLEY COUNTY

Circuit Court Release Decision (Bond) Percentage by Year of Case Booking



Number of Circuit Court Cases and Release Outcome for Financial and Non-Financial Bonds  
(Excludes Administrative Release, Release Not Offered, and No Judicial Presentation)



\* Data provided from the Pretrial Information Management System.

\* A single release bond may apply to multiple cases.

\* A single case may have multiple different bonds set over time. Only the most recent release bond is reported for each case.





**ADMINISTRATIVE OFFICE OF THE COURTS  
Research and Statistics**

19\_PINS8007

**Circuit Court Cases Booked CY 17-21 WHITLEY COUNTY**

Circuit Court Release Decision and Release Outcome by Year of Case Booking

Year of Date Booked	Release Outcome	Release Decision					Grand Total
		Administrative Release	Non-Financial	Financial	Release Not Offered	No Judicial Presentation	
2017	Non-Financial Release		57				57
	Financial Release			37			37
	Indictment Summons		1				1
	Detained Until Disposition		3	122		3	128
	<b>Total</b>		<b>61</b>	<b>159</b>		<b>3</b>	<b>223</b>
2018	Non-Financial Release		37				37
	Financial Release			37			37
	Indictment Summons		17	17			34
	Detained Until Disposition		5	107	4	27	143
	In Custody			1			1
	<b>Total</b>		<b>59</b>	<b>162</b>	<b>4</b>	<b>27</b>	<b>252</b>
2019	Non-Financial Release		101				101
	Financial Release			52			52
	Indictment Summons		45	14			59
	Detained Until Disposition		7	166	2	31	206
	In Custody		1	7	3		11
	<b>Total</b>		<b>154</b>	<b>239</b>	<b>5</b>	<b>31</b>	<b>429</b>
2020	Administrative Release	27					27
	Non-Financial Release		82				82
	Financial Release			46			46
	Indictment Summons		16	5			21
	Detained Until Disposition	2	4	68	2	3	79
	In Custody			5			5
	<b>Total</b>	<b>29</b>	<b>102</b>	<b>124</b>	<b>2</b>	<b>3</b>	<b>260</b>
2021	Administrative Release	27					27
	Non-Financial Release		106				106
	Financial Release			70			70
	Indictment Summons		14	7			21
	Detained Until Disposition	1	9	75		1	86
	In Custody		1	26			27
	<b>Total</b>	<b>28</b>	<b>130</b>	<b>178</b>		<b>1</b>	<b>337</b>

\* Data provided from the Pretrial Information Management System.

\* A single release bond may apply to multiple cases.

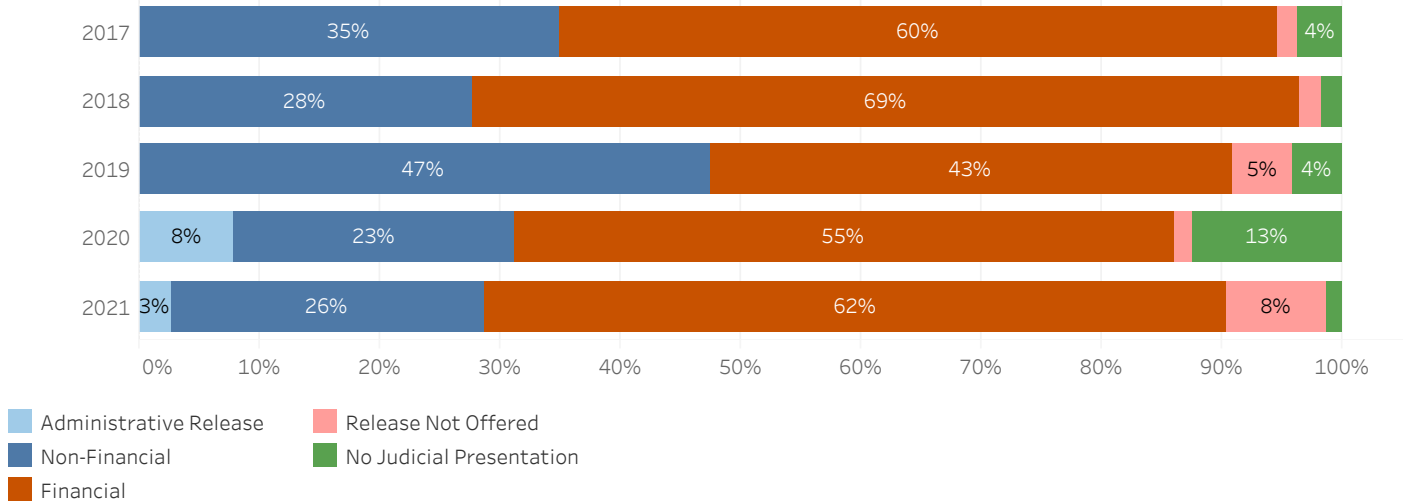
\* A single case may have multiple different bonds set over time. Only the most recent release bond is reported for each case.



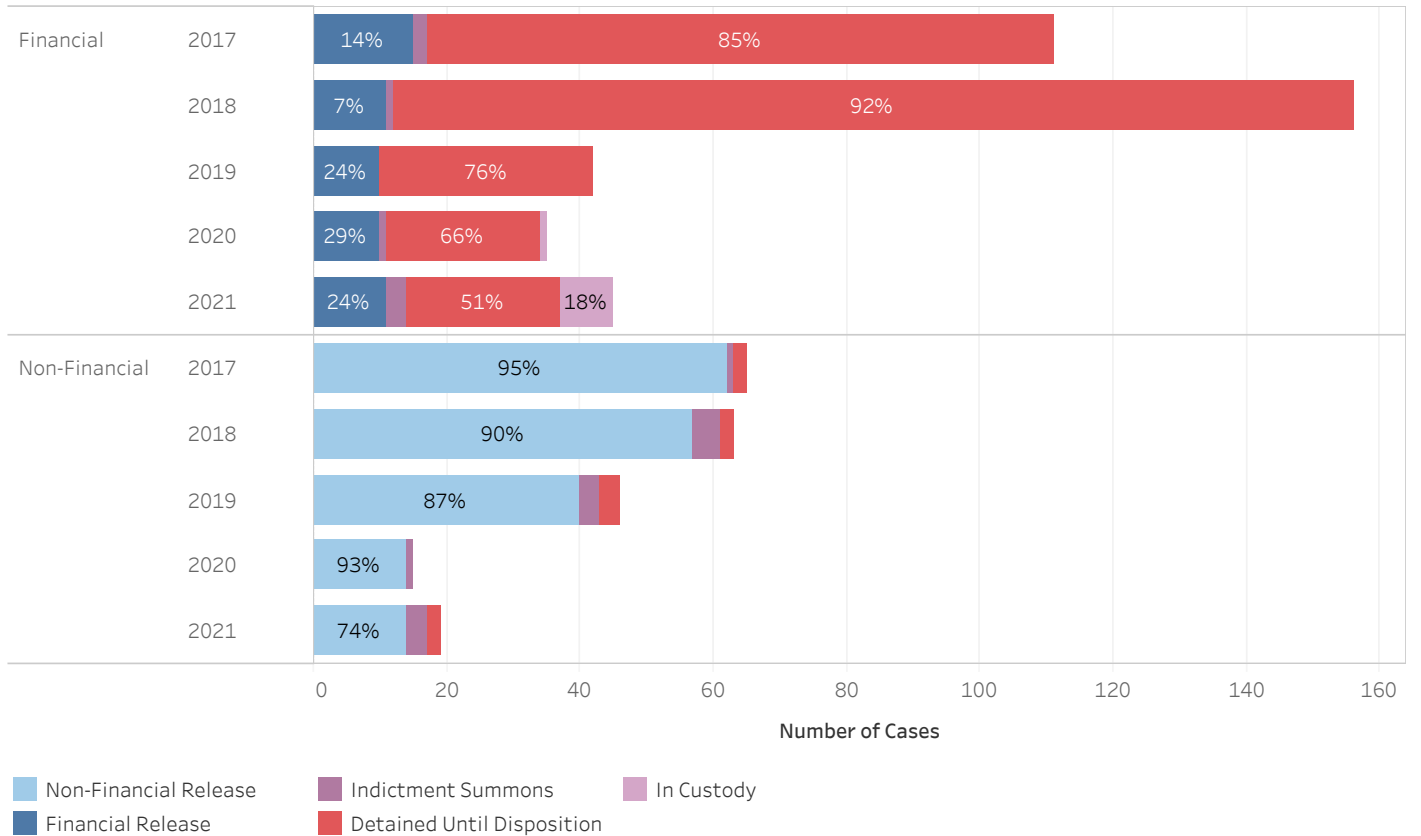
ADMINISTRATIVE OFFICE OF THE COURTS  
Research and Statistics

Circuit Court Cases Booked CY 17-21 WOLFE COUNTY

Circuit Court Release Decision (Bond) Percentage by Year of Case Booking



Number of Circuit Court Cases and Release Outcome for Financial and Non-Financial Bonds  
(Excludes Administrative Release, Release Not Offered, and No Judicial Presentation)



\* Data provided from the Pretrial Information Management System.

\* A single release bond may apply to multiple cases.

\* A single case may have multiple different bonds set over time. Only the most recent release bond is reported for each case.



**ADMINISTRATIVE OFFICE OF THE COURTS  
Research and Statistics**

19\_PINS8007

**Circuit Court Cases Booked CY 17-21 WOLFE COUNTY**

Circuit Court Release Decision and Release Outcome by Year of Case Booking

Year of Date Booked	Release Outcome	Release Decision					Grand Total
		Administrative Release	Non-Financial	Financial	Release Not Offered	No Judicial Presentation	
2017	Non-Financial Release		62				62
	Financial Release			15			15
	Indictment Summons		1	2			3
	Detained Until Disposition		2	94	3	7	106
	<b>Total</b>		<b>65</b>	<b>111</b>	<b>3</b>	<b>7</b>	<b>186</b>
2018	Non-Financial Release		57				57
	Financial Release			11			11
	Indictment Summons		4	1			5
	Detained Until Disposition		2	144	4	4	154
	<b>Total</b>		<b>63</b>	<b>156</b>	<b>4</b>	<b>4</b>	<b>227</b>
2019	Non-Financial Release		40				40
	Financial Release			10			10
	Indictment Summons		3				3
	Detained Until Disposition		3	32	5	4	44
	<b>Total</b>		<b>46</b>	<b>42</b>	<b>5</b>	<b>4</b>	<b>97</b>
2020	Administrative Release	3					3
	Non-Financial Release		14				14
	Financial Release			10			10
	Indictment Summons		1	1			2
	Detained Until Disposition	2		23		8	33
	In Custody			1	1		2
	<b>Total</b>	<b>5</b>	<b>15</b>	<b>35</b>	<b>1</b>	<b>8</b>	<b>64</b>
2021	Administrative Release	2					2
	Non-Financial Release		14				14
	Financial Release			11			11
	Indictment Summons		3	3			6
	Detained Until Disposition		2	23	6	1	32
	In Custody			8			8
	<b>Total</b>	<b>2</b>	<b>19</b>	<b>45</b>	<b>6</b>	<b>1</b>	<b>73</b>

\* Data provided from the Pretrial Information Management System.

\* A single release bond may apply to multiple cases.

\* A single case may have multiple different bonds set over time. Only the most recent release bond is reported for each case.

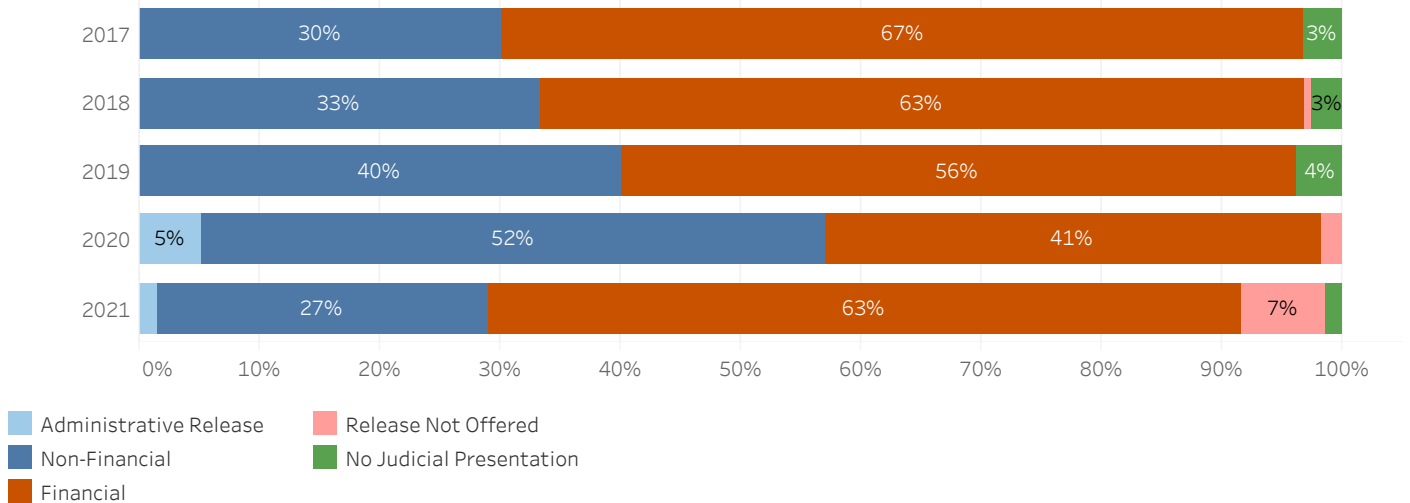


ADMINISTRATIVE OFFICE OF THE COURTS  
Research and Statistics

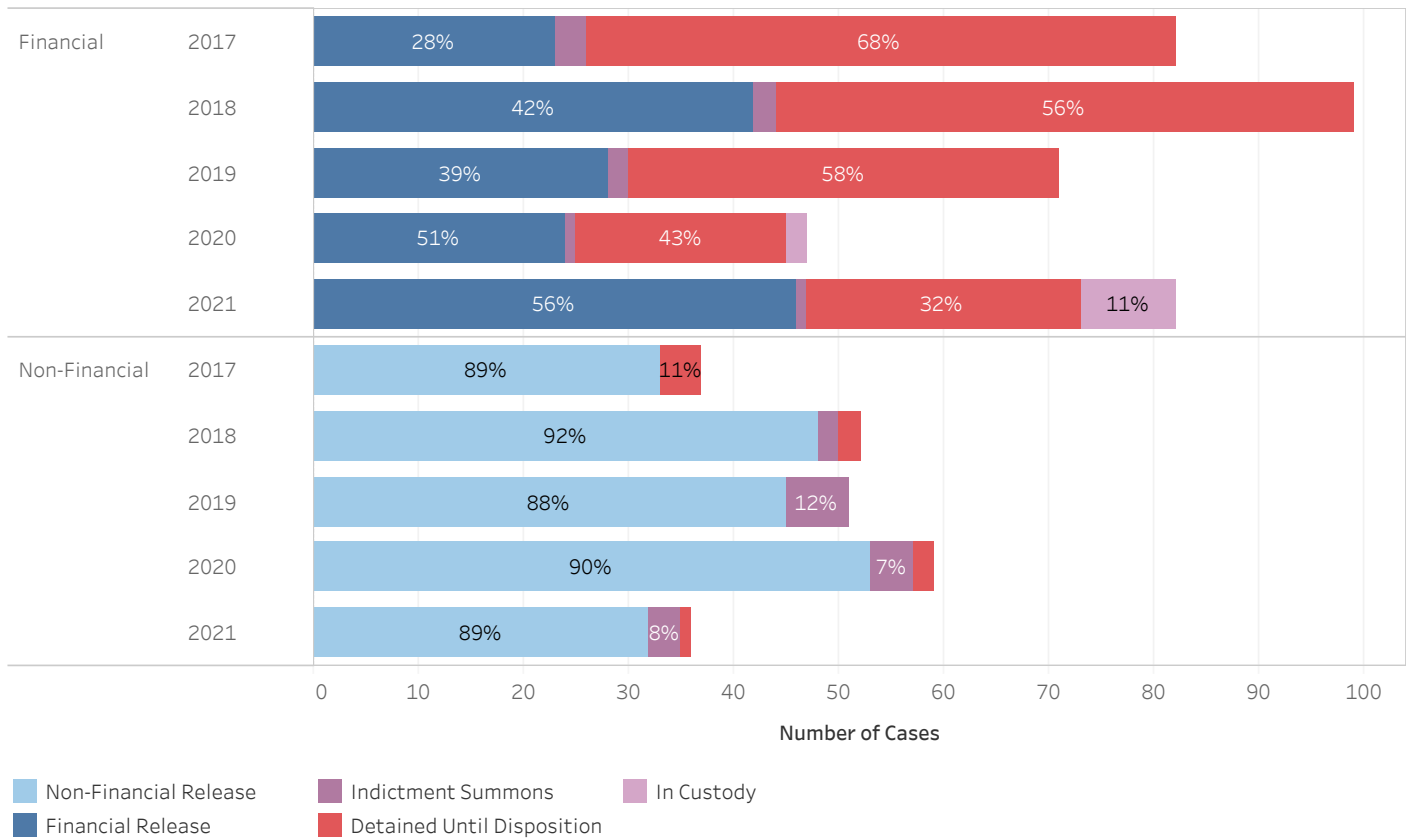
19\_PINS8007

Circuit Court Cases Booked CY 17-21 WOODFORD COUNTY

Circuit Court Release Decision (Bond) Percentage by Year of Case Booking



Number of Circuit Court Cases and Release Outcome for Financial and Non-Financial Bonds  
(Excludes Administrative Release, Release Not Offered, and No Judicial Presentation)



\* Data provided from the Pretrial Information Management System.

\* A single release bond may apply to multiple cases.

\* A single case may have multiple different bonds set over time. Only the most recent release bond is reported for each case.



**ADMINISTRATIVE OFFICE OF THE COURTS  
Research and Statistics**

19\_PINS8007

**Circuit Court Cases Booked CY 17-21 WOODFORD COUNTY**

Circuit Court Release Decision and Release Outcome by Year of Case Booking

Year of Date Booked	Release Outcome	Release Decision					Grand Total
		Administrative Release	Non-Financial	Financial	Release Not Offered	No Judicial Presentation	
2017	Non-Financial Release		33				33
	Financial Release			23			23
	Indictment Summons			3			3
	Detained Until Disposition		4	56		4	64
	<b>Total</b>		<b>37</b>	<b>82</b>		<b>4</b>	<b>123</b>
2018	Non-Financial Release		48				48
	Financial Release			42			42
	Indictment Summons		2	2			4
	Detained Until Disposition		2	55	1	4	62
	<b>Total</b>		<b>52</b>	<b>99</b>	<b>1</b>	<b>4</b>	<b>156</b>
2019	Non-Financial Release		45				45
	Financial Release			28			28
	Indictment Summons		6	2			8
	Detained Until Disposition			41		5	46
	<b>Total</b>		<b>51</b>	<b>71</b>		<b>5</b>	<b>127</b>
2020	Administrative Release	6					6
	Non-Financial Release		53				53
	Financial Release			24			24
	Indictment Summons		4	1			5
	Detained Until Disposition		2	20	2		24
	In Custody			2			2
	<b>Total</b>	<b>6</b>	<b>59</b>	<b>47</b>	<b>2</b>		<b>114</b>
2021	Administrative Release	2					2
	Non-Financial Release		32				32
	Financial Release			46			46
	Indictment Summons		3	1			4
	Detained Until Disposition		1	26	9	2	38
	In Custody			9			9
	<b>Total</b>	<b>2</b>	<b>36</b>	<b>82</b>	<b>9</b>	<b>2</b>	<b>131</b>

\* Data provided from the Pretrial Information Management System.

\* A single release bond may apply to multiple cases.

\* A single case may have multiple different bonds set over time. Only the most recent release bond is reported for each case.

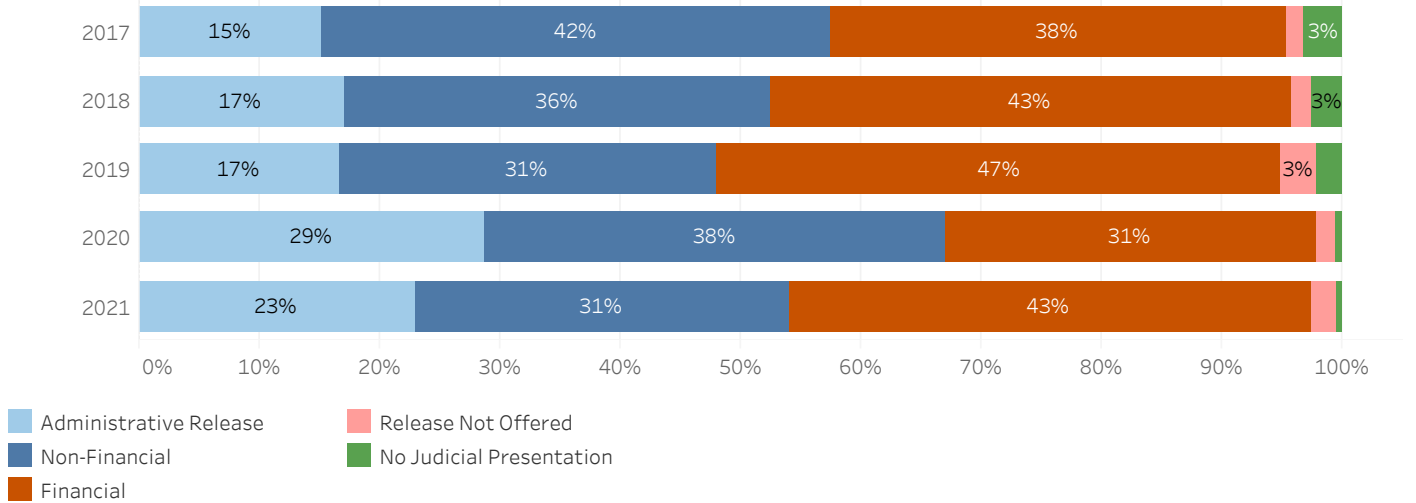


ADMINISTRATIVE OFFICE OF THE COURTS  
Research and Statistics

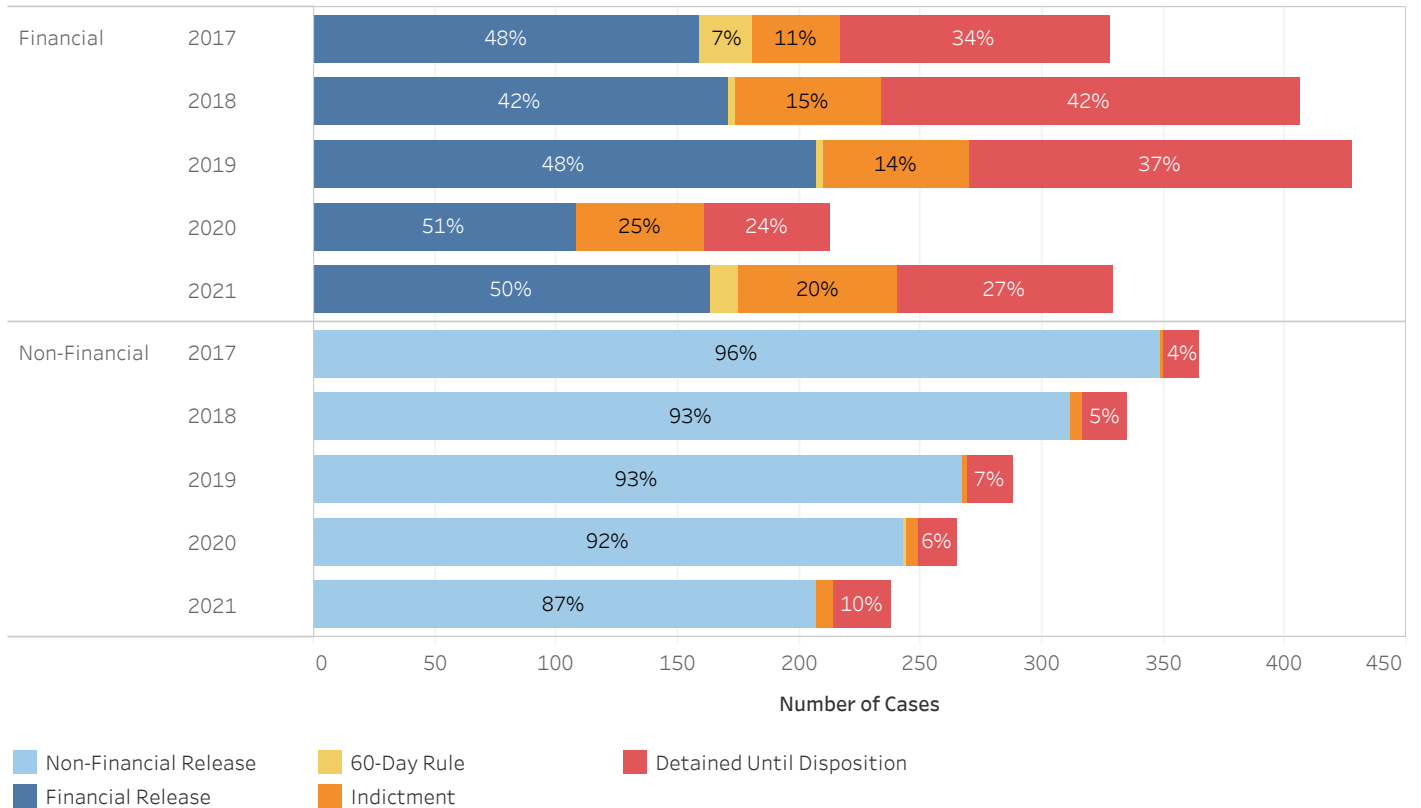
19\_PINS8007

District Court Cases Booked CY 17-21 ADAIR COUNTY

District Court Release Decision (Bond) Percentage by Year of Case Booking



Number of District Court Cases and Release Outcome for Financial and Non-Financial Bonds  
(Excludes Administrative Release, Release Not Offered, and No Judicial Presentation)



\* Data provided from the Pretrial Information Management System.

\* A single release bond may apply to multiple cases.

\* A single case may have multiple different bonds set over time. Only the most recent release bond is reported for each case.



**ADMINISTRATIVE OFFICE OF THE COURTS  
Research and Statistics**

19\_PINS8007

**District Court Cases Booked CY 17-21 ADAIR COUNTY**

District Court Release Decision and Release Outcome by Year of Case Booking

Year of Date Booked	Release Outcome	Release Decision					Grand Total
		Administrative Release	Non-Financial	Financial	Release Not Offered	No Judicial Presentation	
2017	Administrative Release	131					131
	Non-Financial Release		349				349
	Financial Release			159			159
	60-Day Rule			22			22
	Indictment		1	36			37
	Detained Until Disposition	1	15	111	12	28	167
	<b>Total</b>	<b>132</b>	<b>365</b>	<b>328</b>	<b>12</b>	<b>28</b>	<b>865</b>
2018	Administrative Release	157					157
	Non-Financial Release		312				312
	Financial Release			171			171
	60-Day Rule			3			3
	Indictment		5	60			65
	Detained Until Disposition	3	18	172	16	24	233
	<b>Total</b>	<b>160</b>	<b>335</b>	<b>406</b>	<b>16</b>	<b>24</b>	<b>941</b>
2019	Administrative Release	149					149
	Non-Financial Release		267				267
	Financial Release			207			207
	60-Day Rule			3			3
	Indictment		2	60	4		66
	Detained Until Disposition	3	19	158	23	20	223
	<b>Total</b>	<b>152</b>	<b>288</b>	<b>428</b>	<b>27</b>	<b>20</b>	<b>915</b>
2020	Administrative Release	195					195
	Non-Financial Release		243				243
	Financial Release			108			108
	60-Day Rule		1				1
	Indictment		5	53	1		59
	Detained Until Disposition	5	16	52	9	4	86
	<b>Total</b>	<b>200</b>	<b>265</b>	<b>213</b>	<b>10</b>	<b>4</b>	<b>692</b>
2021	Administrative Release	166					166
	Non-Financial Release		207				207
	Financial Release			163			163
	60-Day Rule			12			12
	Indictment	5	7	66			78
	Detained Until Disposition	5	24	88	16	4	137
	<b>Total</b>	<b>176</b>	<b>238</b>	<b>329</b>	<b>16</b>	<b>4</b>	<b>763</b>

\* Data provided from the Pretrial Information Management System.

\* A single release bond may apply to multiple cases.

\* A single case may have multiple different bonds set over time. Only the most recent release bond is reported for each case.

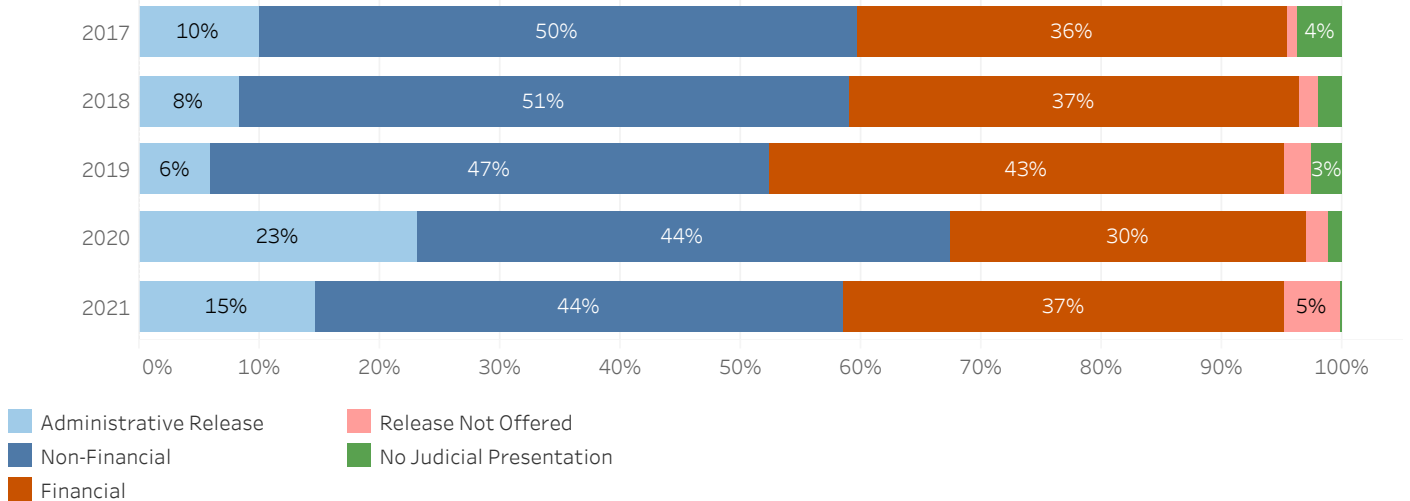


ADMINISTRATIVE OFFICE OF THE COURTS  
Research and Statistics

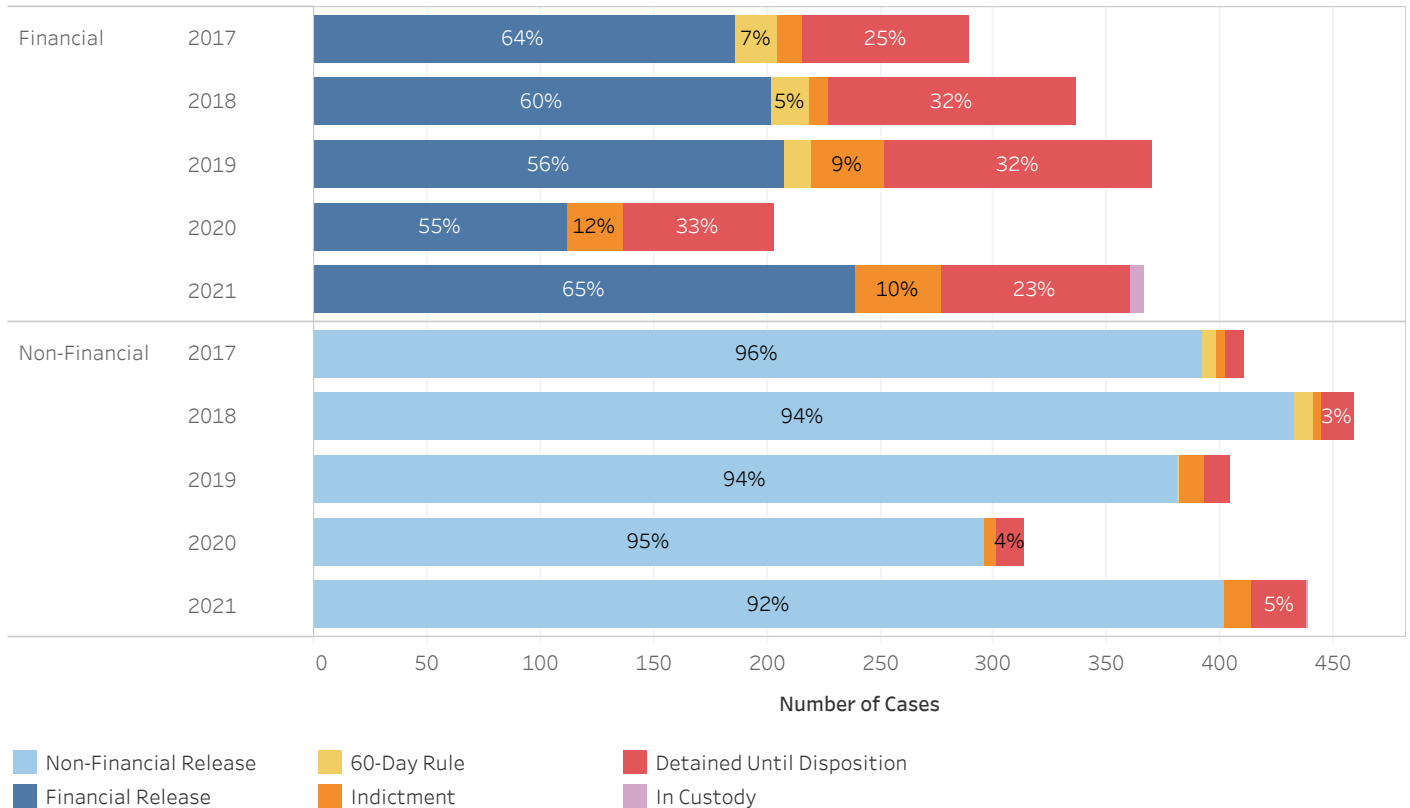
19\_PINS8007

District Court Cases Booked CY 17-21 ALLEN COUNTY

District Court Release Decision (Bond) Percentage by Year of Case Booking



Number of District Court Cases and Release Outcome for Financial and Non-Financial Bonds  
(Excludes Administrative Release, Release Not Offered, and No Judicial Presentation)



\* Data provided from the Pretrial Information Management System.

\* A single release bond may apply to multiple cases.

\* A single case may have multiple different bonds set over time. Only the most recent release bond is reported for each case.





**ADMINISTRATIVE OFFICE OF THE COURTS  
Research and Statistics**

19\_PINS8007

**District Court Cases Booked CY 17-21 ALLEN COUNTY**

District Court Release Decision and Release Outcome by Year of Case Booking

Year of Date Booked	Release Outcome	Release Decision					Grand Total
		Administrative Release	Non-Financial	Financial	Release Not Offered	No Judicial Presentation	
2017	Administrative Release	82					82
	Non-Financial Release		392				392
	Financial Release			186			186
	60-Day Rule		6	19			25
	Indictment		4	11			15
	Detained Until Disposition	1	8	73	7	31	120
	<b>Total</b>	<b>83</b>	<b>410</b>	<b>289</b>	<b>7</b>	<b>31</b>	<b>820</b>
2018	Administrative Release	74					74
	Non-Financial Release		433				433
	Financial Release			202			202
	60-Day Rule		8	17			25
	Indictment		4	8			12
	Detained Until Disposition	2	14	109	14	18	157
	<b>Total</b>	<b>76</b>	<b>459</b>	<b>336</b>	<b>14</b>	<b>18</b>	<b>903</b>
2019	Administrative Release	48					48
	Non-Financial Release		381				381
	Financial Release			208			208
	60-Day Rule		1	12			13
	Indictment		11	32			43
	Detained Until Disposition	3	11	118	19	23	174
	<b>Total</b>	<b>51</b>	<b>404</b>	<b>370</b>	<b>19</b>	<b>23</b>	<b>867</b>
2020	Administrative Release	158					158
	Non-Financial Release		296				296
	Financial Release			112			112
	Indictment		5	25			30
	Detained Until Disposition	5	12	66	13	6	102
	<b>Total</b>	<b>163</b>	<b>313</b>	<b>203</b>	<b>13</b>	<b>6</b>	<b>698</b>
2021	Administrative Release	133					133
	Non-Financial Release		402				402
	Financial Release			239			239
	Indictment	1	12	38			51
	Detained Until Disposition	12	24	83	43	1	163
	In Custody		1	6			7
	<b>Total</b>	<b>146</b>	<b>439</b>	<b>366</b>	<b>43</b>	<b>1</b>	<b>995</b>

\* Data provided from the Pretrial Information Management System.

\* A single release bond may apply to multiple cases.

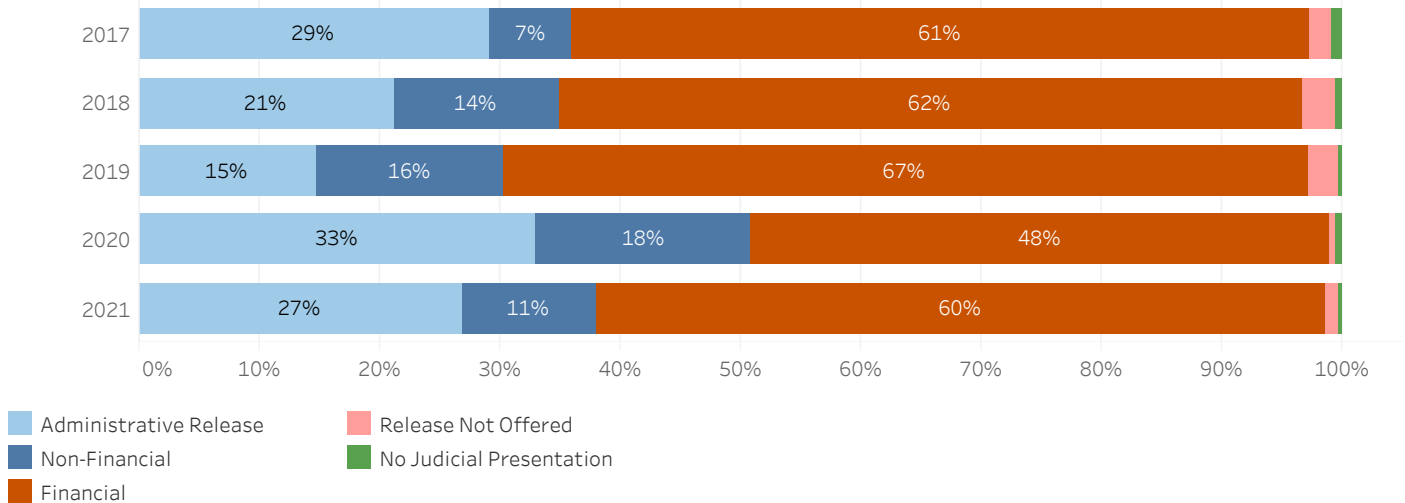
\* A single case may have multiple different bonds set over time. Only the most recent release bond is reported for each case.



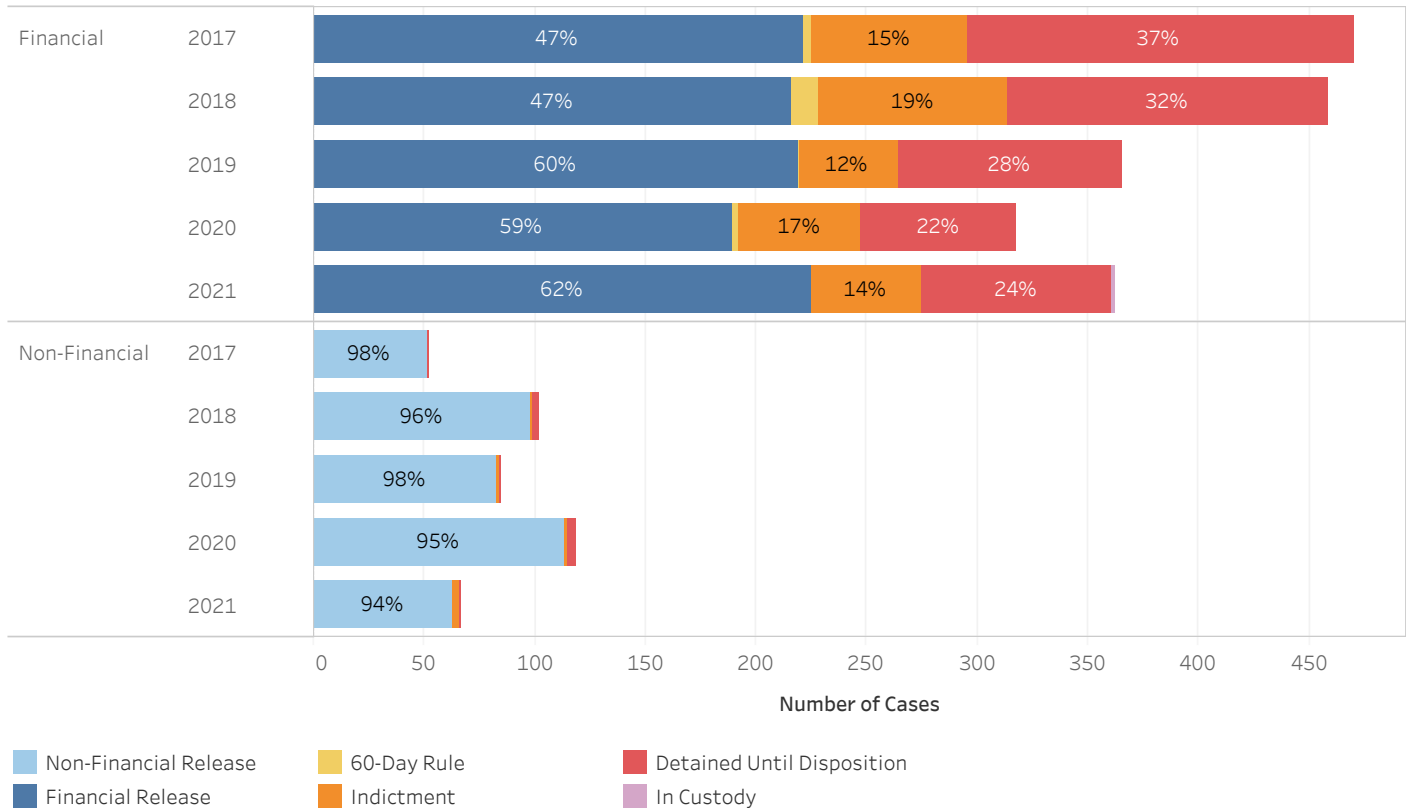
ADMINISTRATIVE OFFICE OF THE COURTS  
Research and Statistics

District Court Cases Booked CY 17-21 ANDERSON COUNTY

District Court Release Decision (Bond) Percentage by Year of Case Booking



Number of District Court Cases and Release Outcome for Financial and Non-Financial Bonds  
(Excludes Administrative Release, Release Not Offered, and No Judicial Presentation)



\* Data provided from the Pretrial Information Management System.

\* A single release bond may apply to multiple cases.

\* A single case may have multiple different bonds set over time. Only the most recent release bond is reported for each case.



**ADMINISTRATIVE OFFICE OF THE COURTS**  
**Research and Statistics**

19\_PINS8007

**District Court Cases Booked CY 17-21 ANDERSON COUNTY**

District Court Release Decision and Release Outcome by Year of Case Booking

Year of Date Booked	Release Outcome	Release Decision					Grand Total
		Administrative Release	Non-Financial	Financial	Release Not Offered	No Judicial Presentation	
2017	Administrative Release	222					222
	Non-Financial Release		51				51
	Financial Release			221			221
	60-Day Rule			4			4
	Indictment			71	2		73
	Detained Until Disposition	2	1	174	12	7	196
	<b>Total</b>	<b>224</b>	<b>52</b>	<b>470</b>	<b>14</b>	<b>7</b>	<b>767</b>
2018	Administrative Release	158					158
	Non-Financial Release		98				98
	Financial Release			216			216
	60-Day Rule			12			12
	Indictment		1	86			87
	Detained Until Disposition	1	3	145	20	5	174
	<b>Total</b>	<b>159</b>	<b>102</b>	<b>459</b>	<b>20</b>	<b>5</b>	<b>745</b>
2019	Administrative Release	81					81
	Non-Financial Release		83				83
	Financial Release			219			219
	60-Day Rule			1			1
	Indictment		1	44	5		50
	Detained Until Disposition		1	101	9	2	113
	<b>Total</b>	<b>81</b>	<b>85</b>	<b>365</b>	<b>14</b>	<b>2</b>	<b>547</b>
2020	Administrative Release	215					215
	Non-Financial Release		113				113
	Financial Release			189			189
	60-Day Rule			3			3
	Indictment	1	2	55			58
	Detained Until Disposition	2	4	71	3	4	84
	<b>Total</b>	<b>218</b>	<b>119</b>	<b>318</b>	<b>3</b>	<b>4</b>	<b>662</b>
2021	Administrative Release	155					155
	Non-Financial Release		63				63
	Financial Release			225			225
	Indictment		3	50			53
	Detained Until Disposition	6	1	86	7	2	102
	In Custody			1			1
	<b>Total</b>	<b>161</b>	<b>67</b>	<b>362</b>	<b>7</b>	<b>2</b>	<b>599</b>

\* Data provided from the Pretrial Information Management System.

\* A single release bond may apply to multiple cases.

\* A single case may have multiple different bonds set over time. Only the most recent release bond is reported for each case.

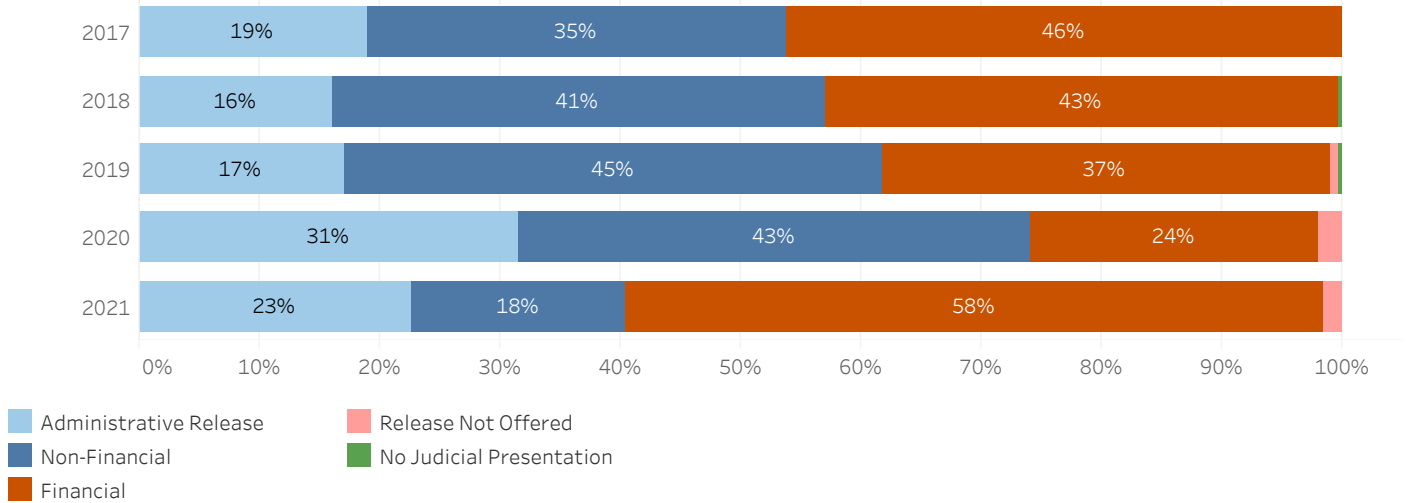


ADMINISTRATIVE OFFICE OF THE COURTS  
Research and Statistics

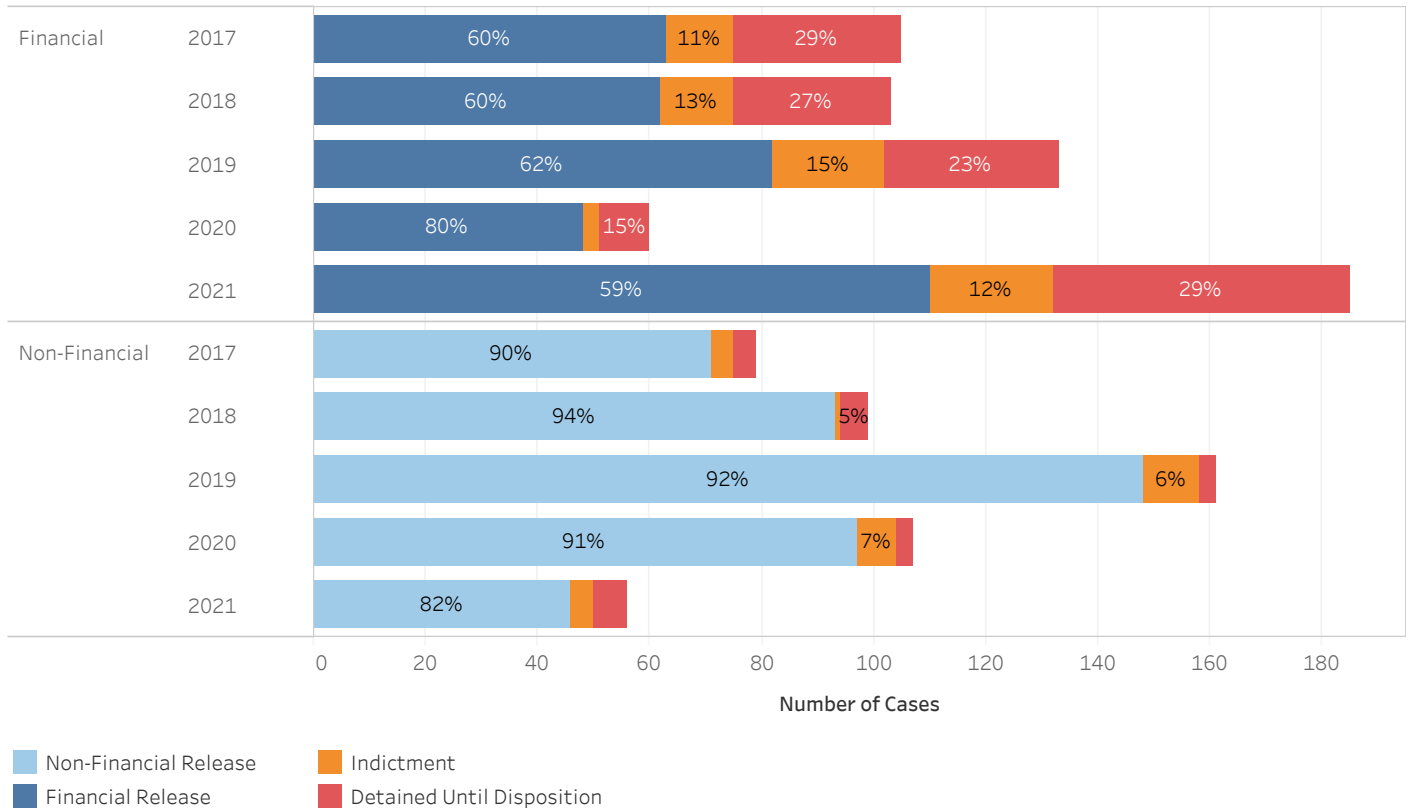
19\_PINS8007

District Court Cases Booked CY 17-21 BALLARD COUNTY

District Court Release Decision (Bond) Percentage by Year of Case Booking



Number of District Court Cases and Release Outcome for Financial and Non-Financial Bonds  
(Excludes Administrative Release, Release Not Offered, and No Judicial Presentation)



\* Data provided from the Pretrial Information Management System.

\* A single release bond may apply to multiple cases.

\* A single case may have multiple different bonds set over time. Only the most recent release bond is reported for each case.



**ADMINISTRATIVE OFFICE OF THE COURTS  
Research and Statistics**

19\_PINS8007

**District Court Cases Booked CY 17-21 BALLARD COUNTY**

District Court Release Decision and Release Outcome by Year of Case Booking

Year of Date Booked	Release Outcome	Release Decision					Grand Total
		Administrative Release	Non-Financial	Financial	Release Not Offered	No Judicial Presentation	
2017	Administrative Release	42					42
	Non-Financial Release		71				71
	Financial Release			63			63
	Indictment		4	12			16
	Detained Until Disposition	1	4	30			35
	<b>Total</b>	<b>43</b>	<b>79</b>	<b>105</b>			<b>227</b>
2018	Administrative Release	39					39
	Non-Financial Release		93				93
	Financial Release			62			62
	Indictment		1	13			14
	Detained Until Disposition		5	28		1	34
	<b>Total</b>	<b>39</b>	<b>99</b>	<b>103</b>		<b>1</b>	<b>242</b>
2019	Administrative Release	60					60
	Non-Financial Release		148				148
	Financial Release			82			82
	Indictment		10	20			30
	Detained Until Disposition	1	3	31	3	1	39
	<b>Total</b>	<b>61</b>	<b>161</b>	<b>133</b>	<b>3</b>	<b>1</b>	<b>359</b>
2020	Administrative Release	77					77
	Non-Financial Release		97				97
	Financial Release			48			48
	Indictment		7	3	1		11
	Detained Until Disposition	2	3	9	4		18
	<b>Total</b>	<b>79</b>	<b>107</b>	<b>60</b>	<b>5</b>		<b>251</b>
2021	Administrative Release	72					72
	Non-Financial Release		46				46
	Financial Release			110			110
	Indictment		4	22			26
	Detained Until Disposition	1	6	53	5		65
	<b>Total</b>	<b>73</b>	<b>56</b>	<b>185</b>	<b>5</b>		<b>319</b>

\* Data provided from the Pretrial Information Management System.

\* A single release bond may apply to multiple cases.

\* A single case may have multiple different bonds set over time. Only the most recent release bond is reported for each case.

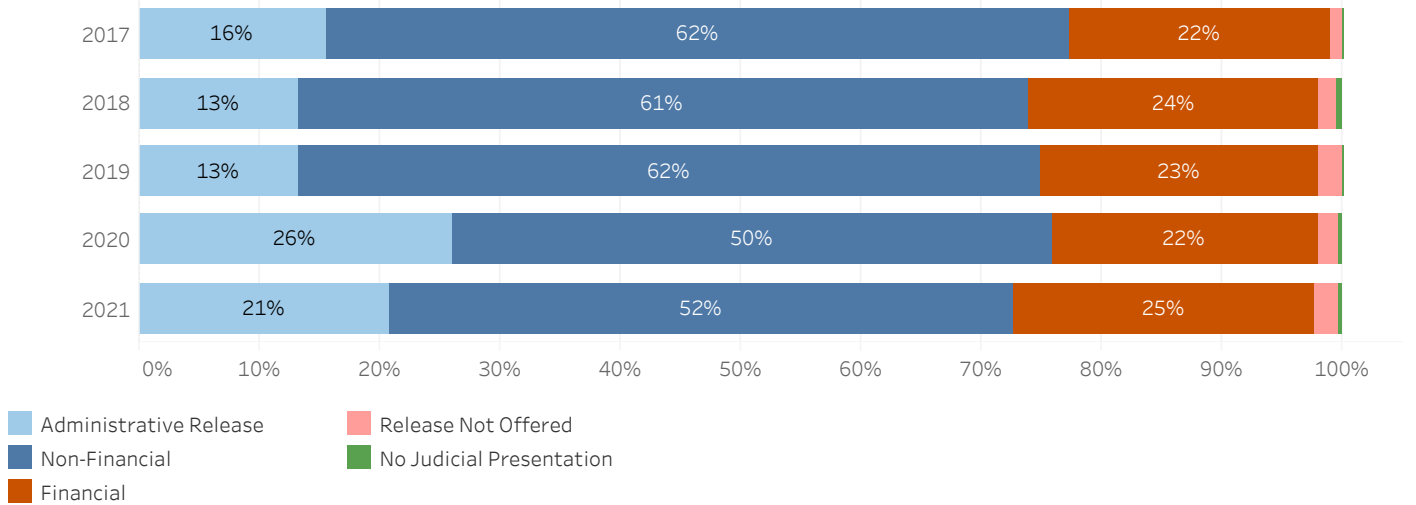


ADMINISTRATIVE OFFICE OF THE COURTS  
Research and Statistics

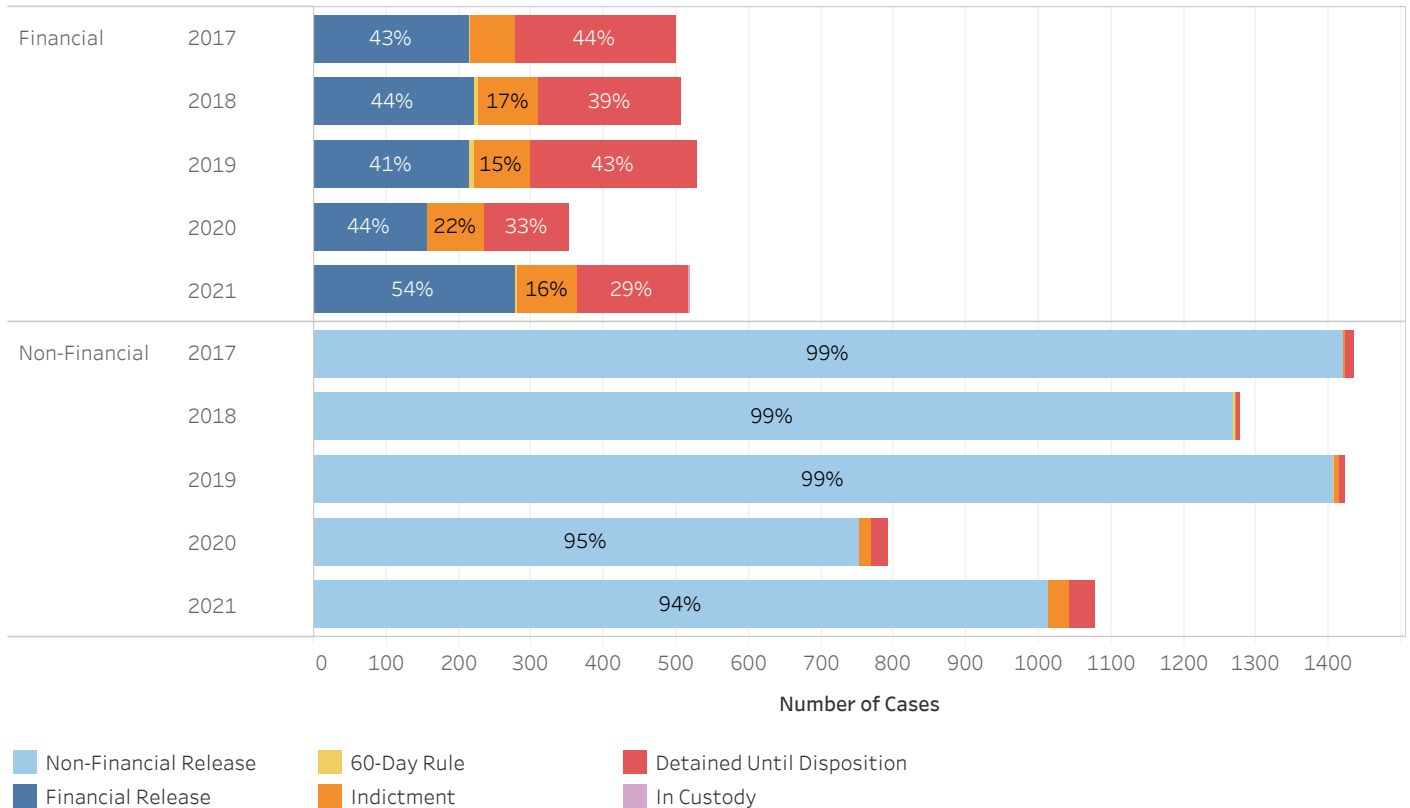
19\_PINS8007

District Court Cases Booked CY 17-21 BARREN COUNTY

District Court Release Decision (Bond) Percentage by Year of Case Booking



Number of District Court Cases and Release Outcome for Financial and Non-Financial Bonds  
(Excludes Administrative Release, Release Not Offered, and No Judicial Presentation)



\* Data provided from the Pretrial Information Management System.

\* A single release bond may apply to multiple cases.

\* A single case may have multiple different bonds set over time. Only the most recent release bond is reported for each case.



**ADMINISTRATIVE OFFICE OF THE COURTS**  
**Research and Statistics**

19\_PINS8007

**District Court Cases Booked CY 17-21 BARREN COUNTY**

District Court Release Decision and Release Outcome by Year of Case Booking

Year of Date Booked	Release Outcome	Release Decision					Grand Total
		Administrative Release	Non-Financial	Financial	Release Not Offered	No Judicial Presentation	
2017	Administrative Release	361					361
	Non-Financial Release		1,421				1,421
	Financial Release			216			216
	60-Day Rule			2	1		3
	Indictment		1	61			62
	Detained Until Disposition	1	13	221	20	2	257
	<b>Total</b>	<b>362</b>	<b>1,435</b>	<b>500</b>	<b>21</b>	<b>2</b>	<b>2,320</b>
2018	Administrative Release	277					277
	Non-Financial Release		1,269				1,269
	Financial Release			222			222
	60-Day Rule		2	5			7
	Indictment		2	84	1		87
	Detained Until Disposition	1	5	197	32	9	244
	<b>Total</b>	<b>278</b>	<b>1,278</b>	<b>508</b>	<b>33</b>	<b>9</b>	<b>2,106</b>
2019	Administrative Release	303					303
	Non-Financial Release		1,407				1,407
	Financial Release			216			216
	60-Day Rule		1	6			7
	Indictment		7	77	2	1	87
	Detained Until Disposition	2	7	228	43	1	281
	<b>Total</b>	<b>305</b>	<b>1,422</b>	<b>527</b>	<b>45</b>	<b>2</b>	<b>2,301</b>
2020	Administrative Release	388					388
	Non-Financial Release		753				753
	Financial Release			156			156
	Indictment	7	15	79	2		103
	Detained Until Disposition	19	24	117	22	5	187
	<b>Total</b>	<b>414</b>	<b>792</b>	<b>352</b>	<b>24</b>	<b>5</b>	<b>1,587</b>
2021	Administrative Release	420					420
	Non-Financial Release		1,014				1,014
	Financial Release			279			279
	60-Day Rule			1			1
	Indictment	4	28	84	6		122
	Detained Until Disposition	10	35	152	32	6	235
	In Custody			3	1		4
	<b>Total</b>	<b>434</b>	<b>1,077</b>	<b>519</b>	<b>39</b>	<b>6</b>	<b>2,075</b>

\* Data provided from the Pretrial Information Management System.

\* A single release bond may apply to multiple cases.

\* A single case may have multiple different bonds set over time. Only the most recent release bond is reported for each case.

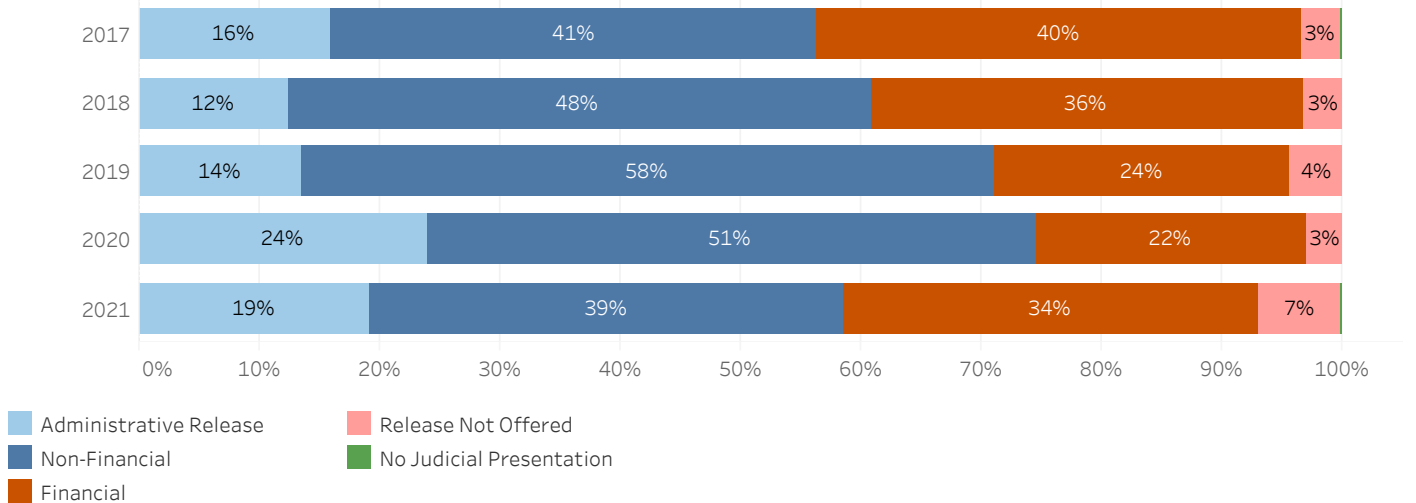


ADMINISTRATIVE OFFICE OF THE COURTS  
Research and Statistics

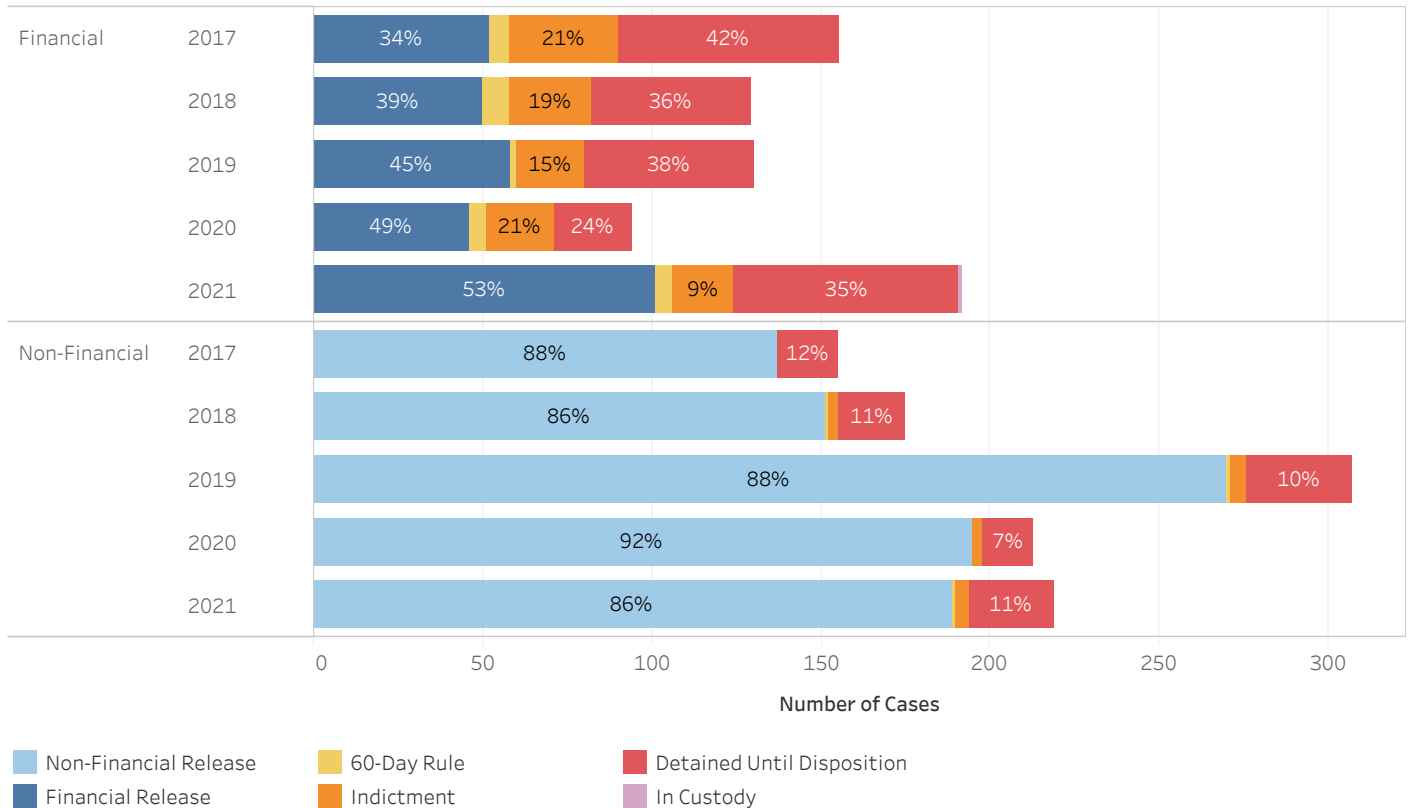
19\_PINS8007

District Court Cases Booked CY 17-21 BATH COUNTY

District Court Release Decision (Bond) Percentage by Year of Case Booking



Number of District Court Cases and Release Outcome for Financial and Non-Financial Bonds  
(Excludes Administrative Release, Release Not Offered, and No Judicial Presentation)



\* Data provided from the Pretrial Information Management System.

\* A single release bond may apply to multiple cases.

\* A single case may have multiple different bonds set over time. Only the most recent release bond is reported for each case.





**ADMINISTRATIVE OFFICE OF THE COURTS**  
**Research and Statistics**

19\_PINS8007

**District Court Cases Booked CY 17-21 BATH COUNTY**

District Court Release Decision and Release Outcome by Year of Case Booking

Year of Date Booked	Release Outcome	Release Decision					Grand Total
		Administrative Release	Non-Financial	Financial	Release Not Offered	No Judicial Presentation	
2017	Administrative Release	59					59
	Non-Financial Release		137				137
	Financial Release			52			52
	60-Day Rule			6	2		8
	Indictment			32			32
	Detained Until Disposition	2	18	65	10	1	96
	<b>Total</b>	<b>61</b>	<b>155</b>	<b>155</b>	<b>12</b>	<b>1</b>	<b>384</b>
2018	Administrative Release	42					42
	Non-Financial Release		151				151
	Financial Release			50			50
	60-Day Rule		1	8			9
	Indictment		3	24	1		28
	Detained Until Disposition	3	20	47	11		81
	<b>Total</b>	<b>45</b>	<b>175</b>	<b>129</b>	<b>12</b>		<b>361</b>
2019	Administrative Release	73					73
	Non-Financial Release		270				270
	Financial Release			58			58
	60-Day Rule		1	2	1		4
	Indictment		5	20	3		28
	Detained Until Disposition		31	50	19		100
	<b>Total</b>	<b>73</b>	<b>307</b>	<b>130</b>	<b>23</b>		<b>533</b>
2020	Administrative Release	98					98
	Non-Financial Release		195				195
	Financial Release			46			46
	60-Day Rule			5			5
	Indictment	1	3	20	1		25
	Detained Until Disposition	2	15	23	11		51
	<b>Total</b>	<b>101</b>	<b>213</b>	<b>94</b>	<b>12</b>		<b>420</b>
2021	Administrative Release	102					102
	Non-Financial Release		189				189
	Financial Release			101			101
	60-Day Rule		1	5	2		8
	Indictment	1	4	18	5		28
	Detained Until Disposition	4	25	67	31		127
	In Custody			1			1
	<b>Total</b>	<b>107</b>	<b>219</b>	<b>192</b>	<b>38</b>		<b>556</b>

\* Data provided from the Pretrial Information Management System.

\* A single release bond may apply to multiple cases.

\* A single case may have multiple different bonds set over time. Only the most recent release bond is reported for each case.

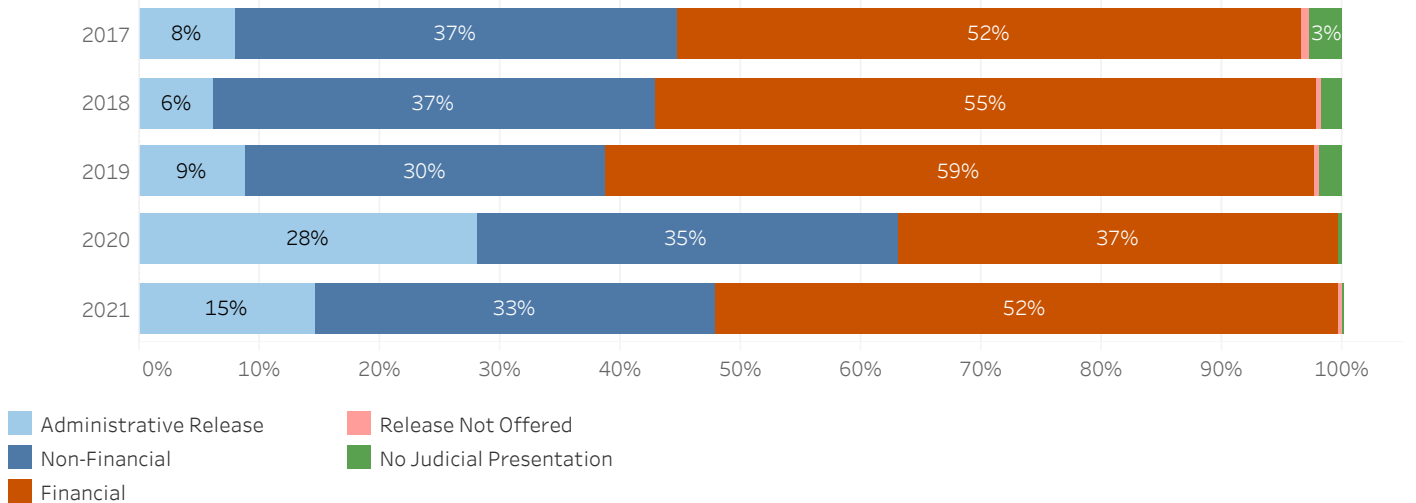


ADMINISTRATIVE OFFICE OF THE COURTS  
Research and Statistics

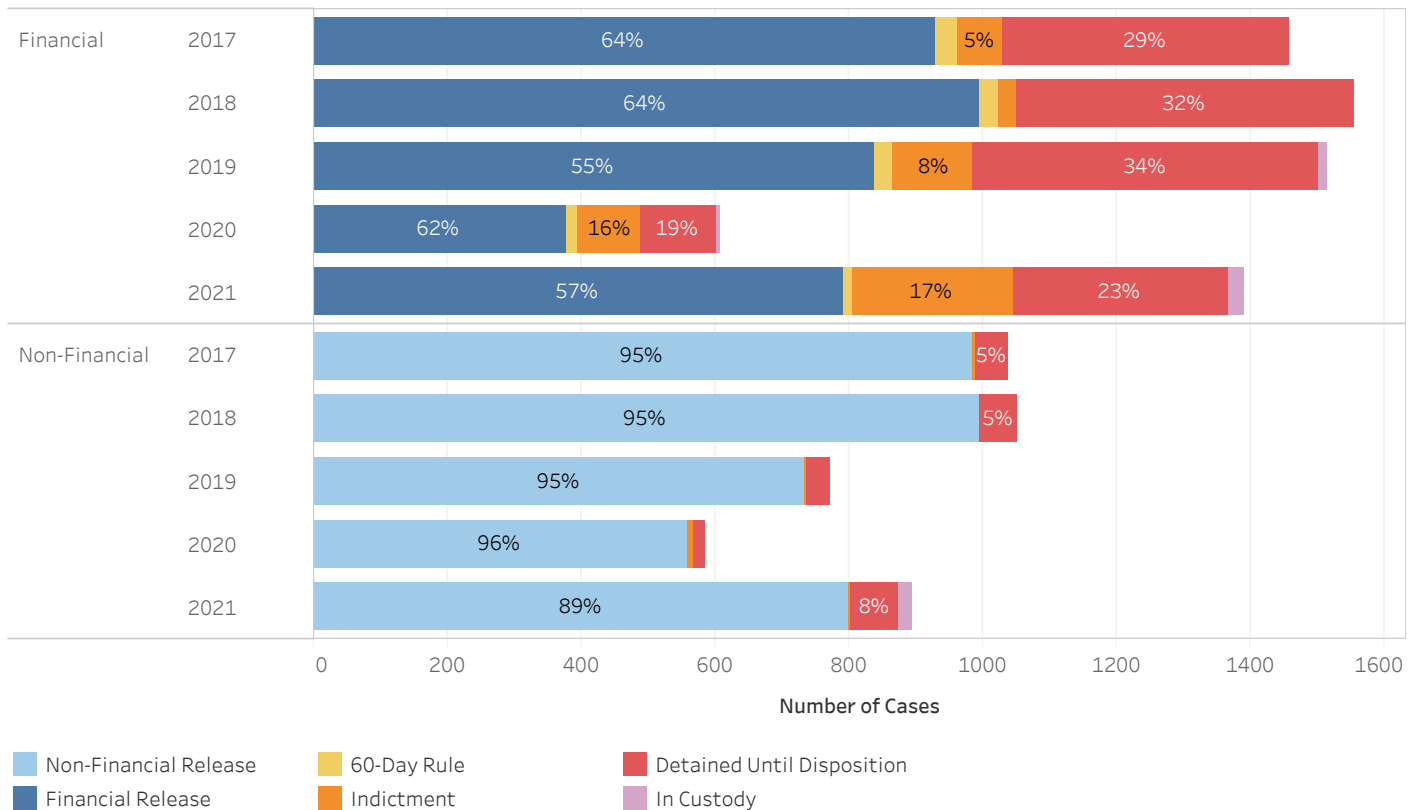
19\_PINS8007

District Court Cases Booked CY 17-21 BELL COUNTY

District Court Release Decision (Bond) Percentage by Year of Case Booking



Number of District Court Cases and Release Outcome for Financial and Non-Financial Bonds  
(Excludes Administrative Release, Release Not Offered, and No Judicial Presentation)



\* Data provided from the Pretrial Information Management System.

\* A single release bond may apply to multiple cases.

\* A single case may have multiple different bonds set over time. Only the most recent release bond is reported for each case.



**ADMINISTRATIVE OFFICE OF THE COURTS**  
**Research and Statistics**

19\_PINS8007

**District Court Cases Booked CY 17-21 BELL COUNTY**

District Court Release Decision and Release Outcome by Year of Case Booking

Year of Date Booked	Release Outcome	Release Decision					Grand Total
		Administrative Release	Non-Financial	Financial	Release Not Offered	No Judicial Presentation	
2017	Administrative Release	219					219
	Non-Financial Release		984				984
	Financial Release			929			929
	60-Day Rule		1	34	2		37
	Indictment		4	68	2		74
	Detained Until Disposition	7	49	427	15	78	576
	<b>Total</b>	<b>226</b>	<b>1,038</b>	<b>1,458</b>	<b>19</b>	<b>78</b>	<b>2,819</b>
2018	Administrative Release	177					177
	Non-Financial Release		995				995
	Financial Release			996			996
	60-Day Rule			26			26
	Indictment			29			29
	Detained Until Disposition	2	56	504	12	49	623
	<b>Total</b>	<b>179</b>	<b>1,051</b>	<b>1,555</b>	<b>12</b>	<b>49</b>	<b>2,846</b>
2019	Administrative Release	224					224
	Non-Financial Release		735				735
	Financial Release			838			838
	60-Day Rule			27		1	28
	Indictment		1	121			122
	Detained Until Disposition	6	35	516	9	49	615
	In Custody			12			12
<b>Total</b>	<b>230</b>	<b>771</b>	<b>1,514</b>	<b>9</b>	<b>50</b>	<b>2,574</b>	
2020	Administrative Release	431					431
	Non-Financial Release		560				560
	Financial Release			378			378
	60-Day Rule			16			16
	Indictment	8	6	95			109
	Detained Until Disposition	32	18	113		7	170
	In Custody			5			5
<b>Total</b>	<b>471</b>	<b>584</b>	<b>607</b>		<b>7</b>	<b>1,669</b>	
2021	Administrative Release	328					328
	Non-Financial Release		800				800
	Financial Release			793			793
	60-Day Rule			13			13
	Indictment	4	2	240			246
	Detained Until Disposition	61	72	320	3	2	458
	In Custody	1	20	24			45
<b>Total</b>	<b>394</b>	<b>894</b>	<b>1,390</b>	<b>3</b>	<b>2</b>	<b>2,683</b>	

\* Data provided from the Pretrial Information Management System.

\* A single release bond may apply to multiple cases.

\* A single case may have multiple different bonds set over time. Only the most recent release bond is reported for each case.

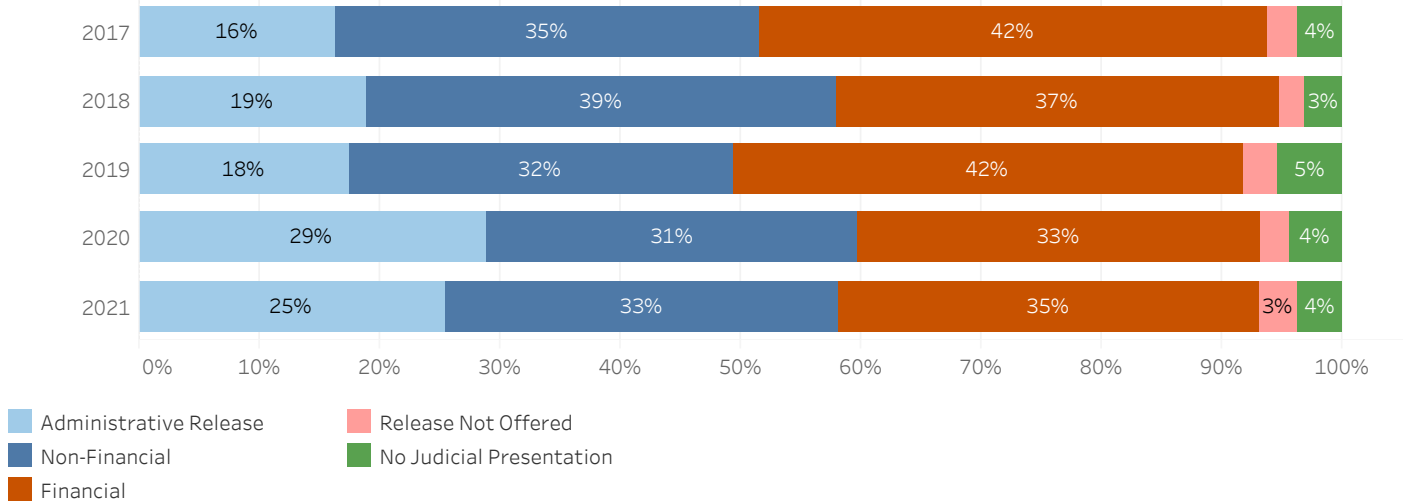


ADMINISTRATIVE OFFICE OF THE COURTS  
Research and Statistics

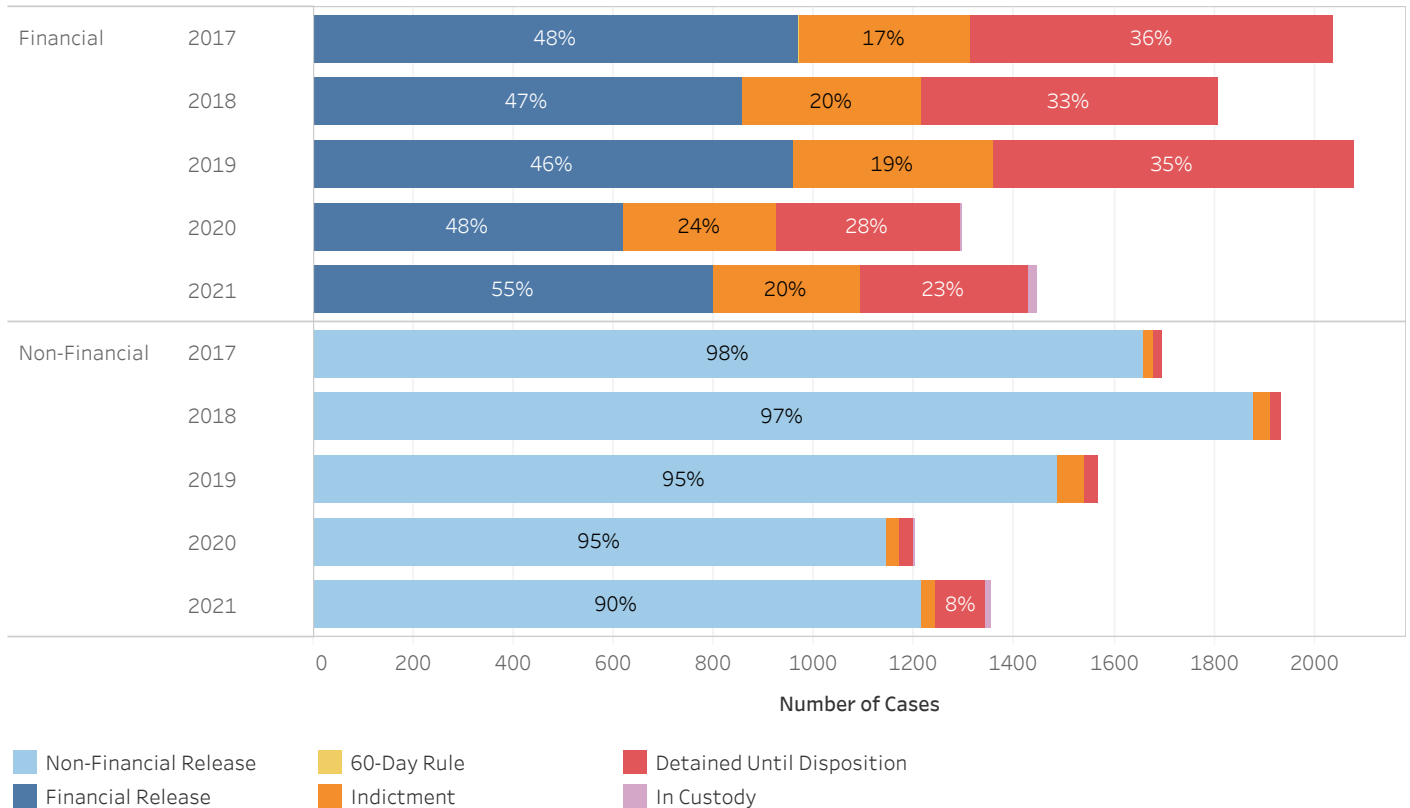
19\_PINS8007

District Court Cases Booked CY 17-21 BOONE COUNTY

District Court Release Decision (Bond) Percentage by Year of Case Booking



Number of District Court Cases and Release Outcome for Financial and Non-Financial Bonds  
(Excludes Administrative Release, Release Not Offered, and No Judicial Presentation)



\* Data provided from the Pretrial Information Management System.

\* A single release bond may apply to multiple cases.

\* A single case may have multiple different bonds set over time. Only the most recent release bond is reported for each case.



**ADMINISTRATIVE OFFICE OF THE COURTS  
Research and Statistics**

19\_PINS8007

**District Court Cases Booked CY 17-21 BOONE COUNTY**

District Court Release Decision and Release Outcome by Year of Case Booking

Year of Date Booked	Release Outcome	Release Decision					Grand Total
		Administrative Release	Non-Financial	Financial	Release Not Offered	No Judicial Presentation	
2017	Administrative Release	789					789
	Non-Financial Release		1,659				1,659
	Financial Release			968			968
	60-Day Rule			3			3
	Indictment		19	342	5		366
	Detained Until Disposition	1	19	724	123	177	1,044
	<b>Total</b>	<b>790</b>	<b>1,697</b>	<b>2,037</b>	<b>128</b>	<b>177</b>	<b>4,829</b>
2018	Administrative Release	928					928
	Non-Financial Release		1,880				1,880
	Financial Release			856			856
	Indictment		34	358	2		394
	Detained Until Disposition		20	593	106	155	874
	<b>Total</b>	<b>928</b>	<b>1,934</b>	<b>1,807</b>	<b>108</b>	<b>155</b>	<b>4,932</b>
2019	Administrative Release	860					860
	Non-Financial Release		1,488				1,488
	Financial Release			957			957
	Indictment		53	401	1	1	456
	Detained Until Disposition		26	722	134	268	1,150
	<b>Total</b>	<b>860</b>	<b>1,567</b>	<b>2,080</b>	<b>135</b>	<b>269</b>	<b>4,911</b>
2020	Administrative Release	1,097					1,097
	Non-Financial Release		1,144				1,144
	Financial Release			620			620
	Indictment	2	29	306	1		338
	Detained Until Disposition	19	27	369	95	170	680
	In Custody		1	2			3
	<b>Total</b>	<b>1,118</b>	<b>1,201</b>	<b>1,297</b>	<b>96</b>	<b>170</b>	<b>3,882</b>
2021	Administrative Release	1,028					1,028
	Non-Financial Release		1,214				1,214
	Financial Release			798			798
	Indictment	2	28	295			325
	Detained Until Disposition	24	102	335	134	152	747
	In Custody	1	10	18			29
	<b>Total</b>	<b>1,055</b>	<b>1,354</b>	<b>1,446</b>	<b>134</b>	<b>152</b>	<b>4,141</b>

\* Data provided from the Pretrial Information Management System.

\* A single release bond may apply to multiple cases.

\* A single case may have multiple different bonds set over time. Only the most recent release bond is reported for each case.

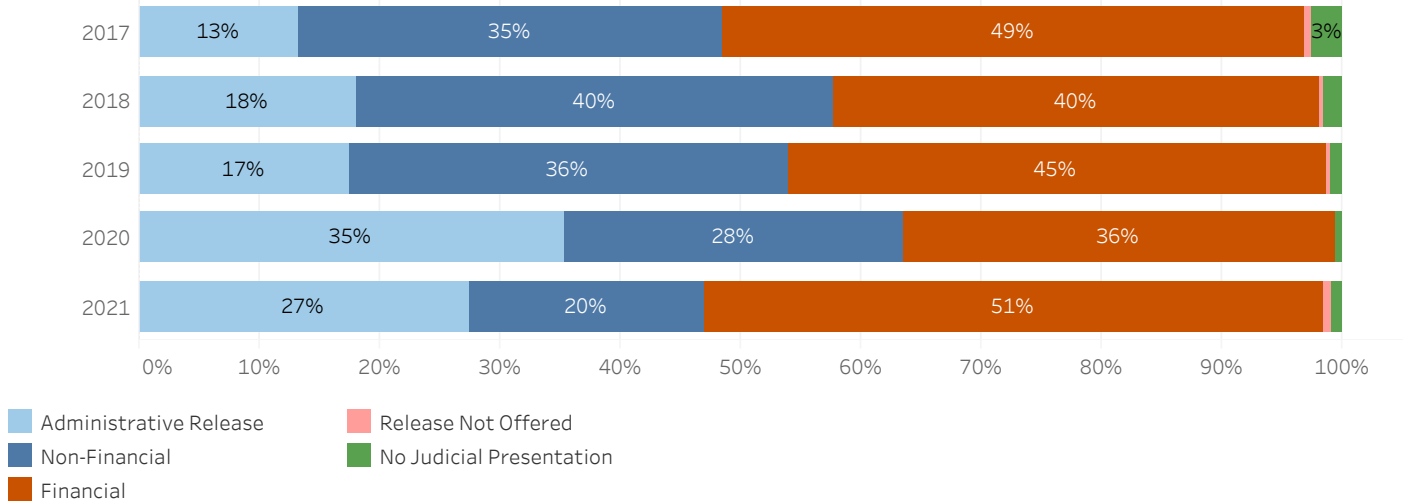


ADMINISTRATIVE OFFICE OF THE COURTS  
Research and Statistics

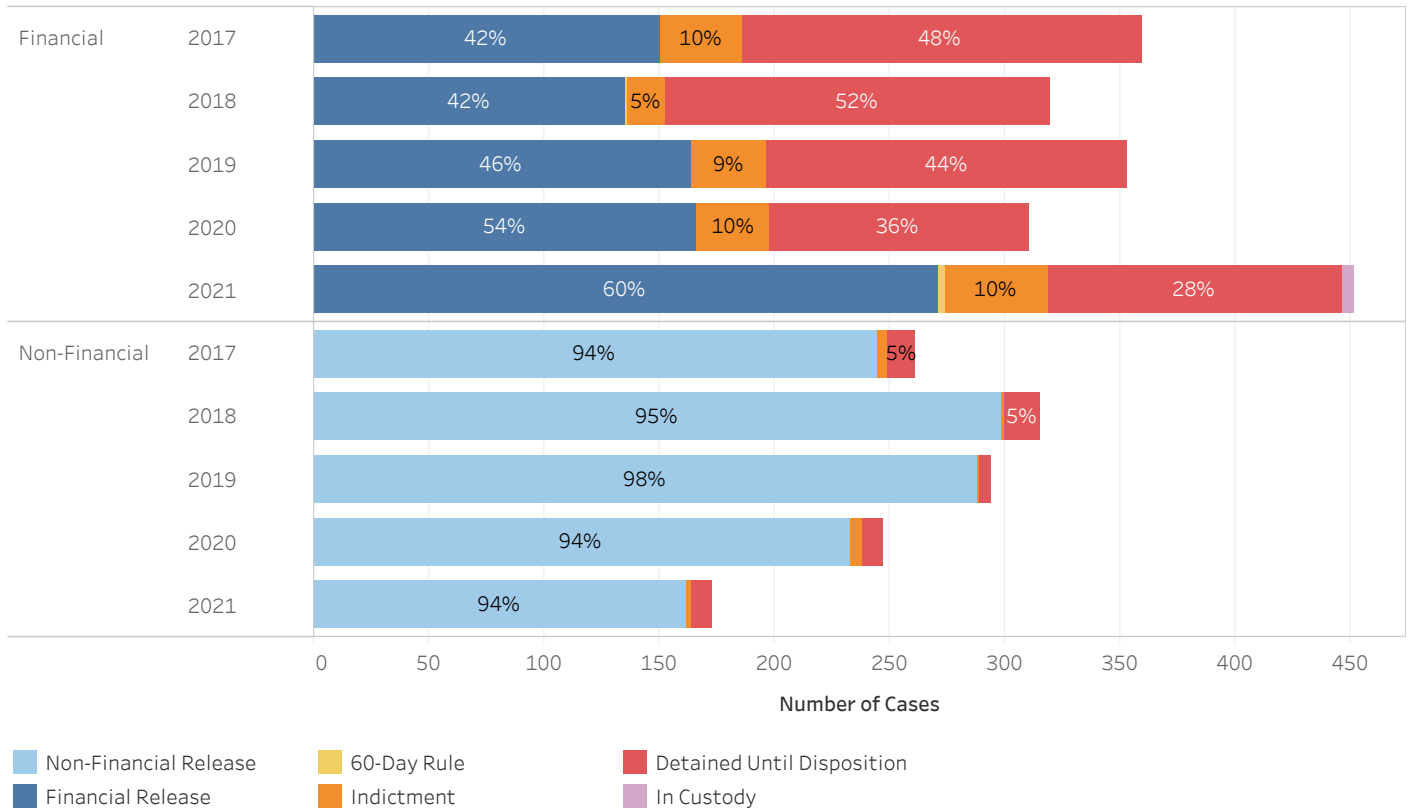
19\_PINS8007

District Court Cases Booked CY 17-21 BOURBON COUNTY

District Court Release Decision (Bond) Percentage by Year of Case Booking



Number of District Court Cases and Release Outcome for Financial and Non-Financial Bonds  
(Excludes Administrative Release, Release Not Offered, and No Judicial Presentation)



\* Data provided from the Pretrial Information Management System.

\* A single release bond may apply to multiple cases.

\* A single case may have multiple different bonds set over time. Only the most recent release bond is reported for each case.



**ADMINISTRATIVE OFFICE OF THE COURTS**  
**Research and Statistics**

19\_PINS8007

**District Court Cases Booked CY 17-21 BOURBON COUNTY**

District Court Release Decision and Release Outcome by Year of Case Booking

Year of Date Booked	Release Outcome	Release Decision					Grand Total
		Administrative Release	Non-Financial	Financial	Release Not Offered	No Judicial Presentation	
2017	Administrative Release	98					98
	Non-Financial Release		245				245
	Financial Release			151			151
	Indictment		4	35			39
	Detained Until Disposition		12	173	4	19	208
	<b>Total</b>		<b>98</b>	<b>261</b>	<b>359</b>	<b>4</b>	<b>19</b>
2018	Administrative Release	143					143
	Non-Financial Release		298				298
	Financial Release			135			135
	60-Day Rule			1			1
	Indictment		2	17		2	21
	Detained Until Disposition	1	15	167	2	11	196
	<b>Total</b>		<b>144</b>	<b>315</b>	<b>320</b>	<b>2</b>	<b>13</b>
2019	Administrative Release	141					141
	Non-Financial Release		288				288
	Financial Release			164			164
	Indictment		1	32			33
	Detained Until Disposition		5	157	3	8	173
	<b>Total</b>		<b>141</b>	<b>294</b>	<b>353</b>	<b>3</b>	<b>8</b>
2020	Administrative Release	298					298
	Non-Financial Release		233				233
	Financial Release			166			166
	Indictment	2	5	32			39
	Detained Until Disposition	11	9	112	1	5	138
	<b>Total</b>		<b>311</b>	<b>247</b>	<b>310</b>	<b>1</b>	<b>5</b>
2021	Administrative Release	242					242
	Non-Financial Release		162				162
	Financial Release			271			271
	60-Day Rule			3			3
	Indictment		2	45	1		48
	Detained Until Disposition	3	9	127	5	8	152
	In Custody			5			5
	<b>Total</b>		<b>245</b>	<b>173</b>	<b>451</b>	<b>6</b>	<b>8</b>

\* Data provided from the Pretrial Information Management System.

\* A single release bond may apply to multiple cases.

\* A single case may have multiple different bonds set over time. Only the most recent release bond is reported for each case.

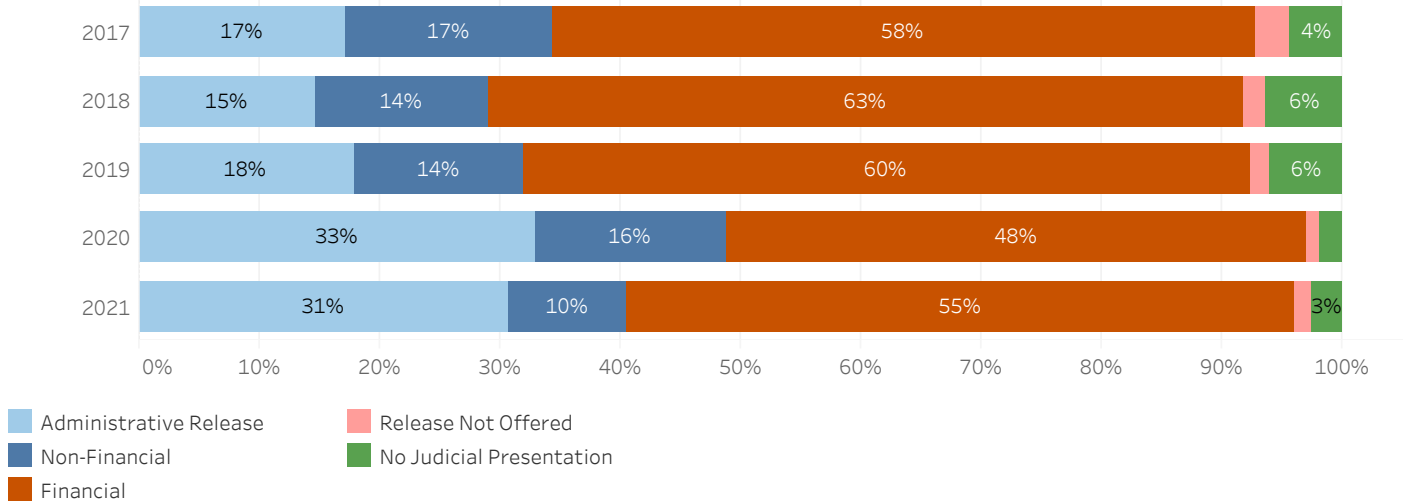


ADMINISTRATIVE OFFICE OF THE COURTS  
Research and Statistics

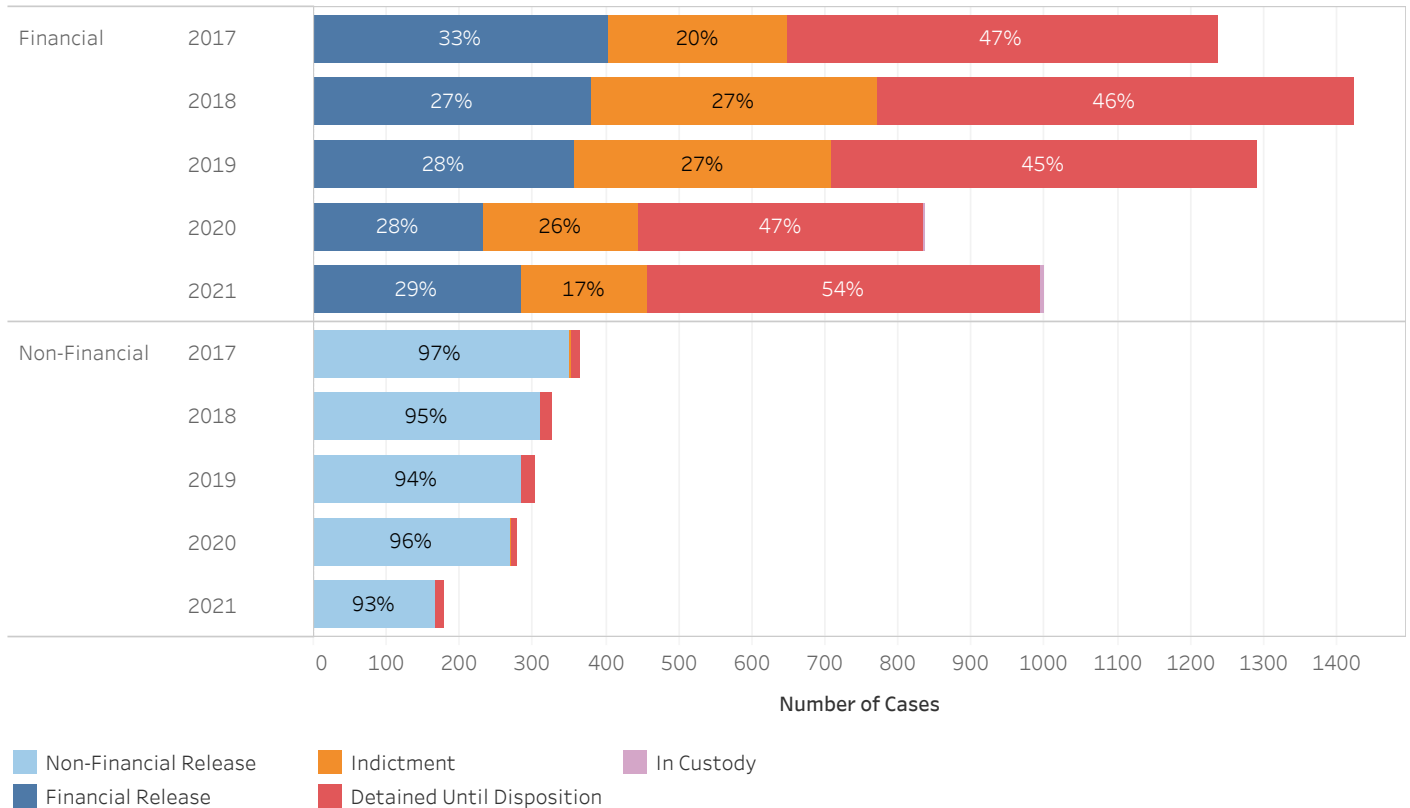
19\_PINS8007

District Court Cases Booked CY 17-21 BOYD COUNTY

District Court Release Decision (Bond) Percentage by Year of Case Booking



Number of District Court Cases and Release Outcome for Financial and Non-Financial Bonds  
(Excludes Administrative Release, Release Not Offered, and No Judicial Presentation)



\* Data provided from the Pretrial Information Management System.

\* A single release bond may apply to multiple cases.

\* A single case may have multiple different bonds set over time. Only the most recent release bond is reported for each case.





**ADMINISTRATIVE OFFICE OF THE COURTS  
Research and Statistics**

19\_PINS8007

**District Court Cases Booked CY 17-21 BOYD COUNTY**

District Court Release Decision and Release Outcome by Year of Case Booking

Year of Date Booked	Release Outcome	Release Decision					Grand Total
		Administrative Release	Non-Financial	Financial	Release Not Offered	No Judicial Presentation	
2017	Administrative Release	347					347
	Non-Financial Release		351				351
	Financial Release			404			404
	Indictment		2	246	1		249
	Detained Until Disposition	19	10	587	59	95	770
	<b>Total</b>	<b>366</b>	<b>363</b>	<b>1,237</b>	<b>60</b>	<b>95</b>	<b>2,121</b>
2018	Administrative Release	296					296
	Non-Financial Release		310				310
	Financial Release			380			380
	Indictment			391	1	2	394
	Detained Until Disposition	38	16	652	40	144	890
	<b>Total</b>	<b>334</b>	<b>326</b>	<b>1,423</b>	<b>41</b>	<b>146</b>	<b>2,270</b>
2019	Administrative Release	353					353
	Non-Financial Release		285				285
	Financial Release			358			358
	Indictment		1	352	2	1	356
	Detained Until Disposition	29	18	582	29	131	789
	<b>Total</b>	<b>382</b>	<b>304</b>	<b>1,292</b>	<b>31</b>	<b>132</b>	<b>2,141</b>
2020	Administrative Release	535					535
	Non-Financial Release		268				268
	Financial Release			232			232
	Indictment	8	4	214	2	1	229
	Detained Until Disposition	32	6	389	18	31	476
	In Custody			1			1
	<b>Total</b>	<b>575</b>	<b>278</b>	<b>836</b>	<b>20</b>	<b>32</b>	<b>1,741</b>
2021	Administrative Release	511					511
	Non-Financial Release		167				167
	Financial Release			286			286
	Indictment	2		171	6	4	183
	Detained Until Disposition	45	12	537	19	43	656
	In Custody			6			6
	<b>Total</b>	<b>558</b>	<b>179</b>	<b>1,000</b>	<b>25</b>	<b>47</b>	<b>1,809</b>

\* Data provided from the Pretrial Information Management System.

\* A single release bond may apply to multiple cases.

\* A single case may have multiple different bonds set over time. Only the most recent release bond is reported for each case.

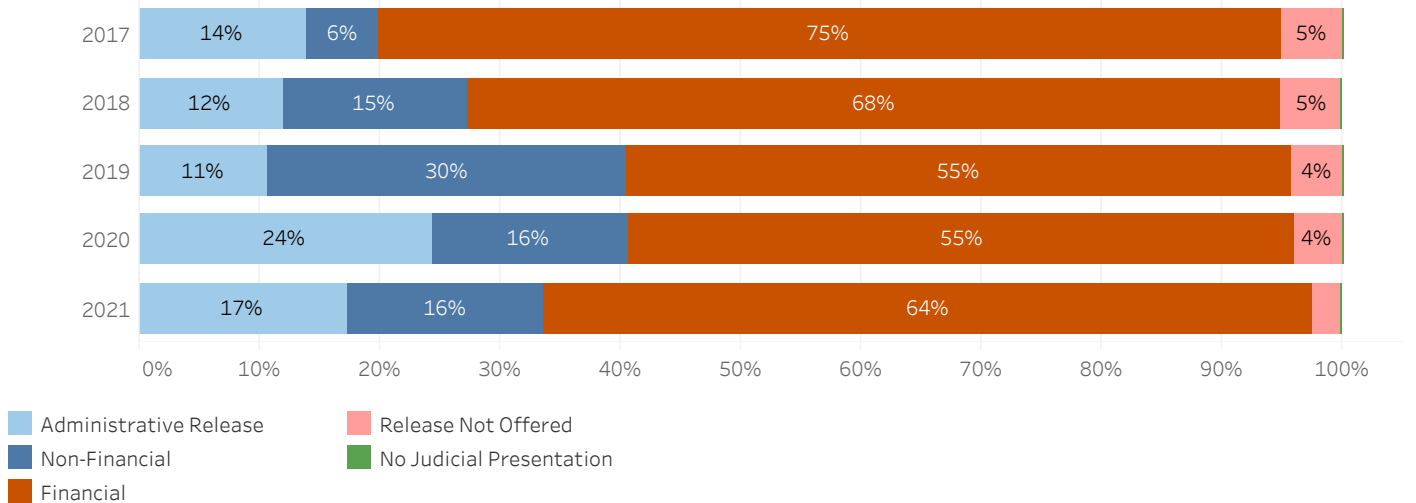


ADMINISTRATIVE OFFICE OF THE COURTS  
Research and Statistics

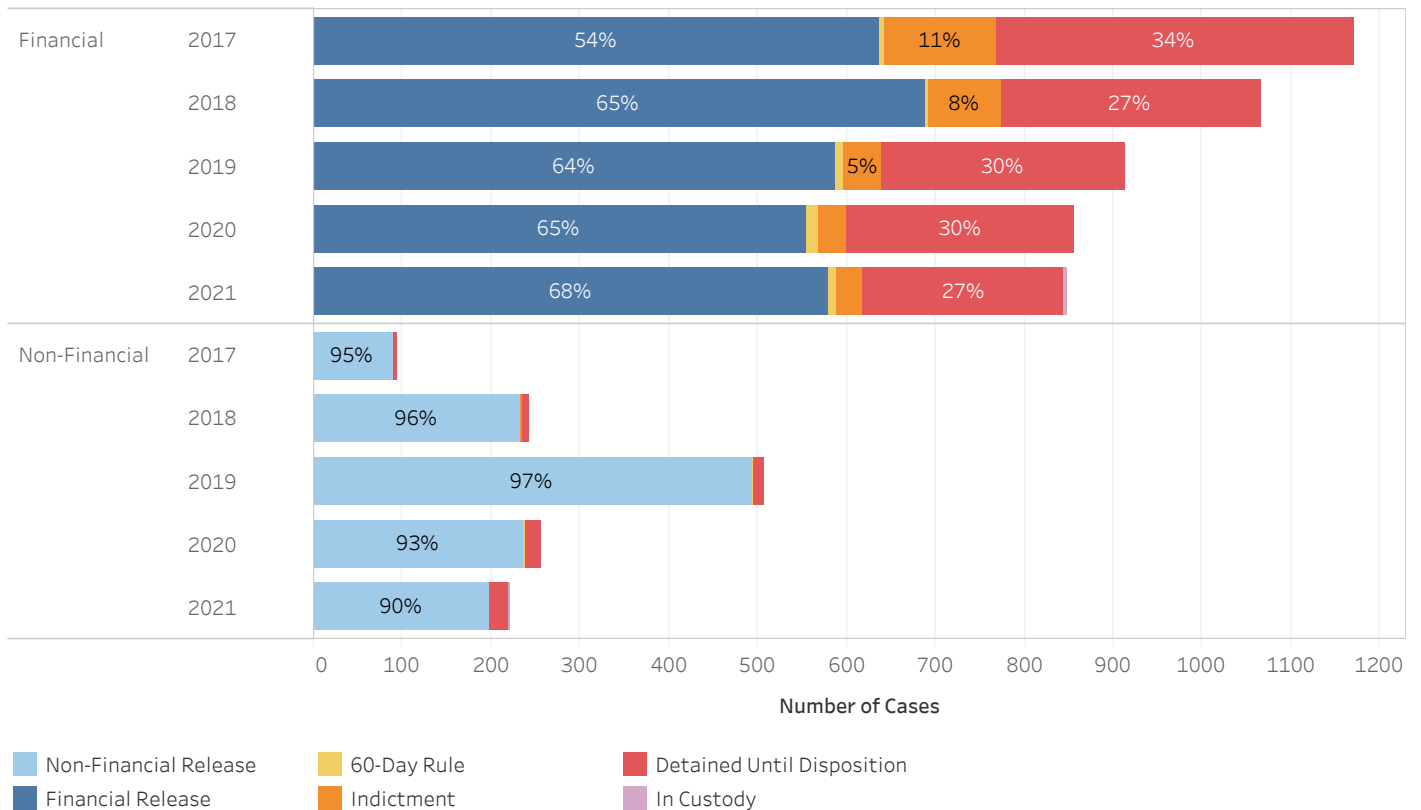
19\_PINS8007

District Court Cases Booked CY 17-21 BOYLE COUNTY

District Court Release Decision (Bond) Percentage by Year of Case Booking



Number of District Court Cases and Release Outcome for Financial and Non-Financial Bonds  
(Excludes Administrative Release, Release Not Offered, and No Judicial Presentation)



\* Data provided from the Pretrial Information Management System.

\* A single release bond may apply to multiple cases.

\* A single case may have multiple different bonds set over time. Only the most recent release bond is reported for each case.



**ADMINISTRATIVE OFFICE OF THE COURTS**  
**Research and Statistics**

19\_PINS8007

**District Court Cases Booked CY 17-21 BOYLE COUNTY**

District Court Release Decision and Release Outcome by Year of Case Booking

Year of Date Booked	Release Outcome	Release Decision					Grand Total
		Administrative Release	Non-Financial	Financial	Release Not Offered	No Judicial Presentation	
2017	Administrative Release	215					215
	Non-Financial Release		89				89
	Financial Release			636			636
	60-Day Rule		1	6			7
	Indictment			127			127
	Detained Until Disposition	3	4	402	80	1	490
	<b>Total</b>	<b>218</b>	<b>94</b>	<b>1,171</b>	<b>80</b>	<b>1</b>	<b>1,564</b>
2018	Administrative Release	189					189
	Non-Financial Release		233				233
	Financial Release			688			688
	60-Day Rule			4			4
	Indictment		1	82	4		87
	Detained Until Disposition		8	292	75	3	378
	<b>Total</b>	<b>189</b>	<b>242</b>	<b>1,066</b>	<b>79</b>	<b>3</b>	<b>1,579</b>
2019	Administrative Release	181					181
	Non-Financial Release		494				494
	Financial Release			588			588
	60-Day Rule		1	8		1	10
	Indictment			43	10		53
	Detained Until Disposition	2	12	275	53	1	343
	<b>Total</b>	<b>183</b>	<b>507</b>	<b>914</b>	<b>63</b>	<b>2</b>	<b>1,669</b>
2020	Administrative Release	367					367
	Non-Financial Release		237				237
	Financial Release			554			554
	60-Day Rule		2	14		1	17
	Indictment			33	3		36
	Detained Until Disposition	17	16	256	52	1	342
	<b>Total</b>	<b>384</b>	<b>255</b>	<b>857</b>	<b>55</b>	<b>2</b>	<b>1,553</b>
2021	Administrative Release	228					228
	Non-Financial Release		198				198
	Financial Release			580			580
	60-Day Rule			9	1		10
	Indictment	2		28	2		32
	Detained Until Disposition	7	21	228	26	2	284
	In Custody		2	4		1	7
	<b>Total</b>	<b>237</b>	<b>221</b>	<b>849</b>	<b>29</b>	<b>3</b>	<b>1,339</b>

\* Data provided from the Pretrial Information Management System.

\* A single release bond may apply to multiple cases.

\* A single case may have multiple different bonds set over time. Only the most recent release bond is reported for each case.

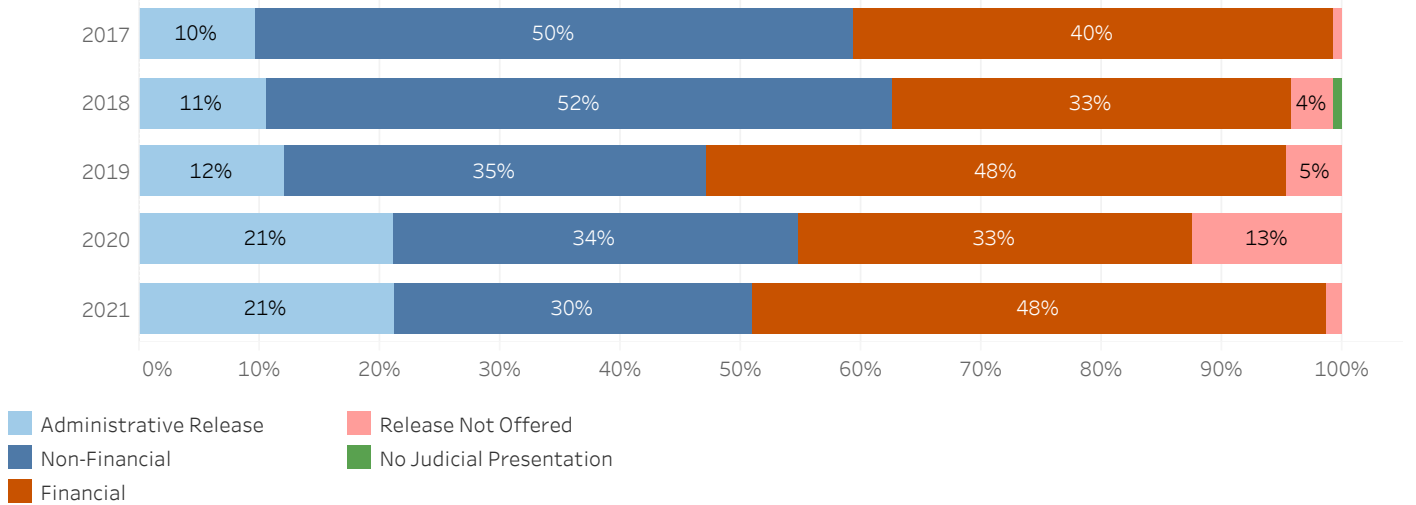


ADMINISTRATIVE OFFICE OF THE COURTS  
Research and Statistics

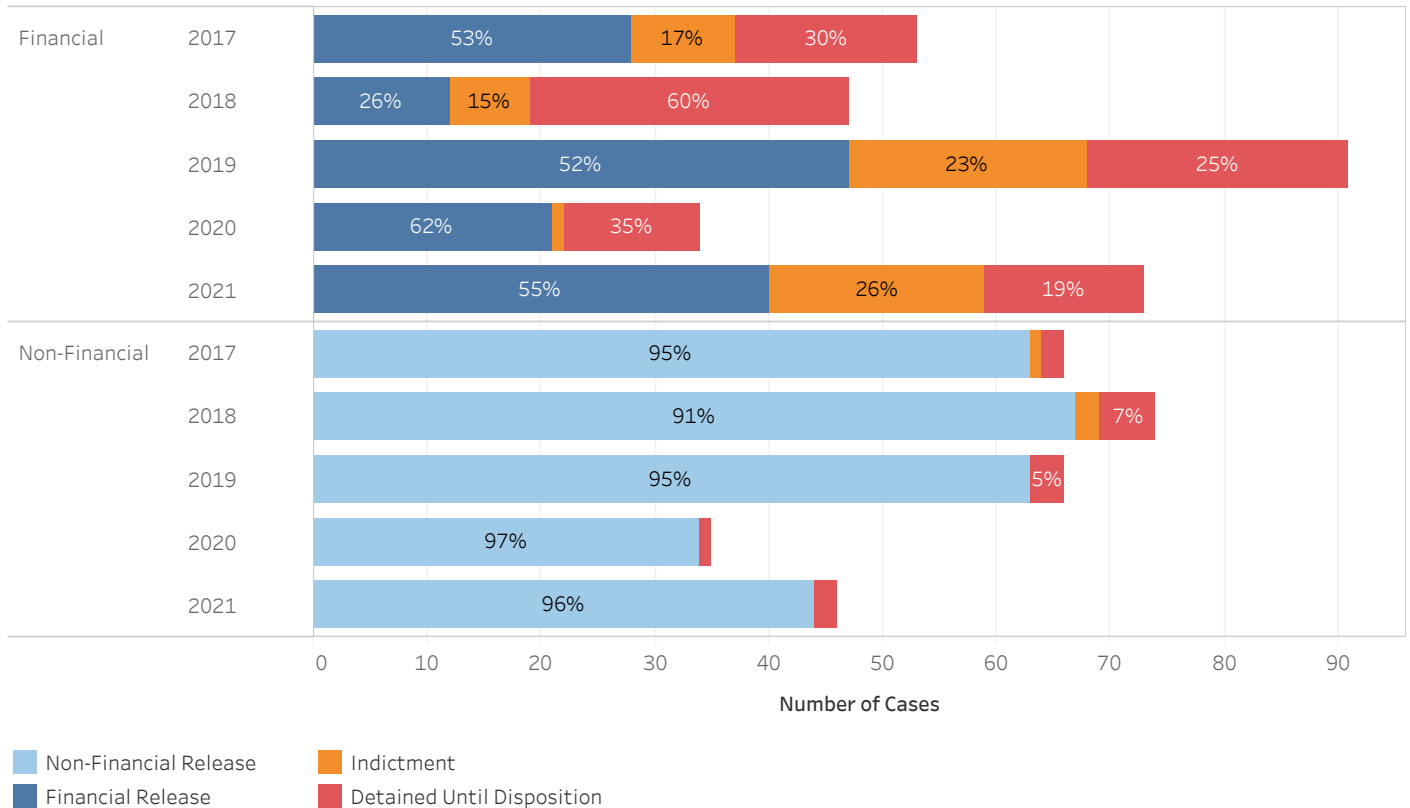
19\_PINS8007

District Court Cases Booked CY 17-21 BRACKEN COUNTY

District Court Release Decision (Bond) Percentage by Year of Case Booking



Number of District Court Cases and Release Outcome for Financial and Non-Financial Bonds  
(Excludes Administrative Release, Release Not Offered, and No Judicial Presentation)



\* Data provided from the Pretrial Information Management System.

\* A single release bond may apply to multiple cases.

\* A single case may have multiple different bonds set over time. Only the most recent release bond is reported for each case.



**ADMINISTRATIVE OFFICE OF THE COURTS**  
**Research and Statistics**

19\_PINS8007

**District Court Cases Booked CY 17-21 BRACKEN COUNTY**

District Court Release Decision and Release Outcome by Year of Case Booking

Year of Date Booked	Release Outcome	Release Decision					Grand Total
		Administrative Release	Non-Financial	Financial	Release Not Offered	No Judicial Presentation	
2017	Administrative Release	13					13
	Non-Financial Release		63				63
	Financial Release			28			28
	Indictment		1	9			10
	Detained Until Disposition		2	16		1	19
	<b>Total</b>		<b>13</b>	<b>66</b>	<b>53</b>	<b>1</b>	<b>133</b>
2018	Administrative Release	15					15
	Non-Financial Release		67				67
	Financial Release			12			12
	Indictment		2	7		1	10
	Detained Until Disposition		5	28		5	38
	<b>Total</b>		<b>15</b>	<b>74</b>	<b>47</b>	<b>5</b>	<b>142</b>
2019	Administrative Release	23					23
	Non-Financial Release		63				63
	Financial Release			47			47
	Indictment			21	1		22
	Detained Until Disposition		3	23		8	34
	<b>Total</b>		<b>23</b>	<b>66</b>	<b>91</b>	<b>9</b>	<b>189</b>
2020	Administrative Release	22					22
	Non-Financial Release		34				34
	Financial Release			21			21
	Indictment			1			1
	Detained Until Disposition		1	12		12	25
	<b>Total</b>		<b>22</b>	<b>35</b>	<b>34</b>	<b>12</b>	<b>103</b>
2021	Administrative Release	33					33
	Non-Financial Release		44				44
	Financial Release			40			40
	Indictment			19			19
	Detained Until Disposition		2	14		2	18
	<b>Total</b>		<b>33</b>	<b>46</b>	<b>73</b>	<b>2</b>	<b>154</b>

\* Data provided from the Pretrial Information Management System.

\* A single release bond may apply to multiple cases.

\* A single case may have multiple different bonds set over time. Only the most recent release bond is reported for each case.

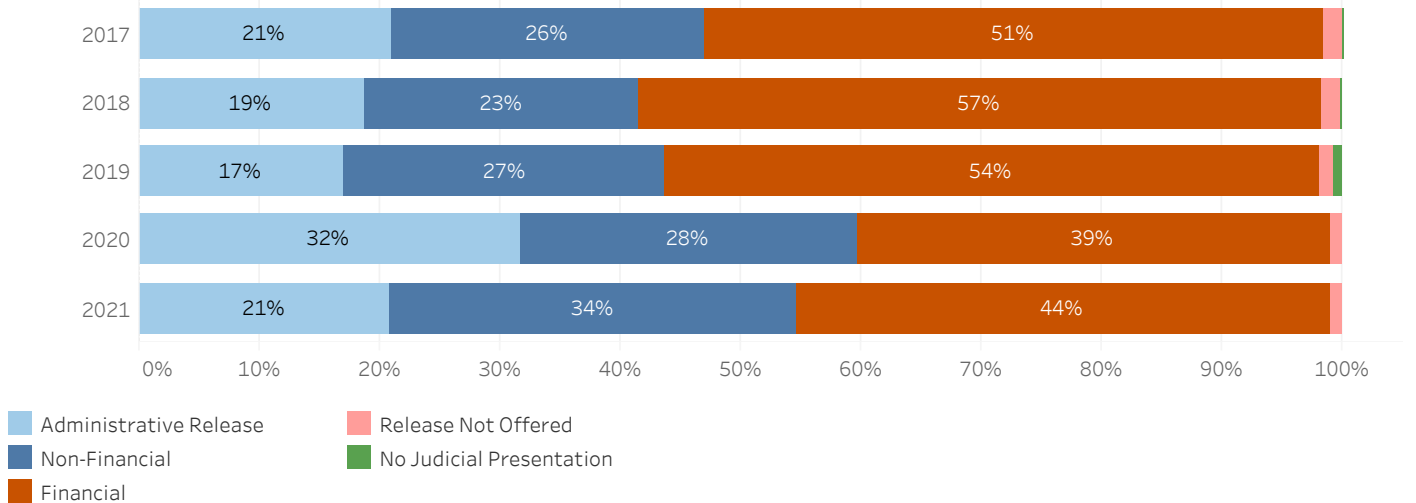


ADMINISTRATIVE OFFICE OF THE COURTS  
Research and Statistics

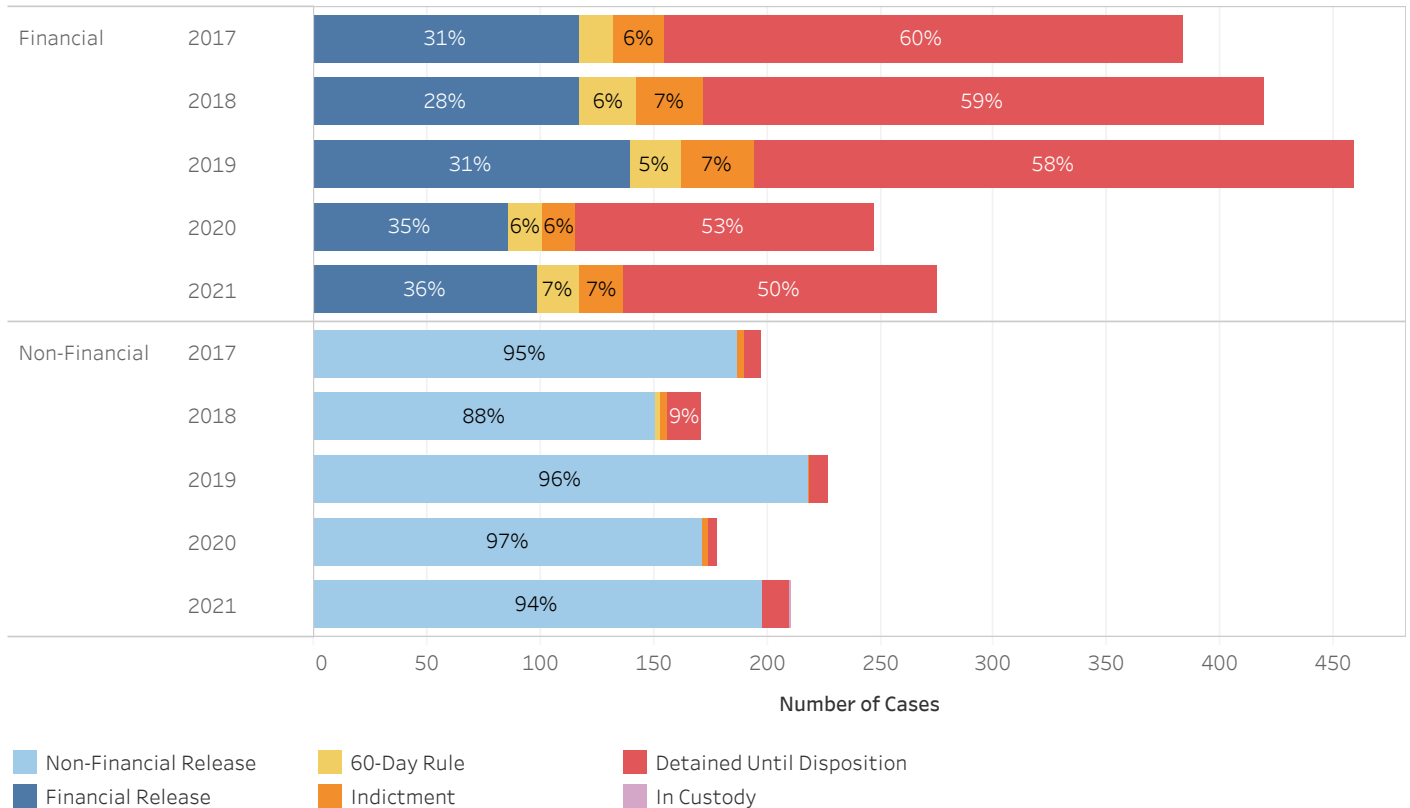
19\_PINS8007

District Court Cases Booked CY 17-21 BREATHTT COUNTY

District Court Release Decision (Bond) Percentage by Year of Case Booking



Number of District Court Cases and Release Outcome for Financial and Non-Financial Bonds  
(Excludes Administrative Release, Release Not Offered, and No Judicial Presentation)



\* Data provided from the Pretrial Information Management System.

\* A single release bond may apply to multiple cases.

\* A single case may have multiple different bonds set over time. Only the most recent release bond is reported for each case.



**ADMINISTRATIVE OFFICE OF THE COURTS  
Research and Statistics**

19\_PINS8007

**District Court Cases Booked CY 17-21 BREATHT COUNTY**

District Court Release Decision and Release Outcome by Year of Case Booking

Year of Date Booked	Release Outcome	Release Decision					Grand Total
		Administrative Release	Non-Financial	Financial	Release Not Offered	No Judicial Presentation	
2017	Administrative Release	156					156
	Non-Financial Release		187				187
	Financial Release			117			117
	60-Day Rule			15			15
	Indictment		3	23			26
	Detained Until Disposition	3	7	228	11	1	250
	<b>Total</b>	<b>159</b>	<b>197</b>	<b>383</b>	<b>11</b>	<b>1</b>	<b>751</b>
2018	Administrative Release	132					132
	Non-Financial Release		151				151
	Financial Release			117			117
	60-Day Rule		2	26	1		29
	Indictment		3	29			32
	Detained Until Disposition	8	15	247	10	1	281
	<b>Total</b>	<b>140</b>	<b>171</b>	<b>419</b>	<b>11</b>	<b>1</b>	<b>742</b>
2019	Administrative Release	142					142
	Non-Financial Release		218				218
	Financial Release			140			140
	60-Day Rule			22			22
	Indictment		1	32			33
	Detained Until Disposition	2	8	265	10	6	291
	<b>Total</b>	<b>144</b>	<b>227</b>	<b>459</b>	<b>10</b>	<b>6</b>	<b>846</b>
2020	Administrative Release	191					191
	Non-Financial Release		172				172
	Financial Release			86			86
	60-Day Rule			15	1		16
	Indictment		2	15			17
	Detained Until Disposition	11	4	131	6		152
	<b>Total</b>	<b>202</b>	<b>178</b>	<b>247</b>	<b>7</b>		<b>634</b>
2021	Administrative Release	124					124
	Non-Financial Release		198				198
	Financial Release			99			99
	60-Day Rule			18	3		21
	Indictment	1		20	1		22
	Detained Until Disposition	5	12	138	3		158
	In Custody		1				1
	<b>Total</b>	<b>130</b>	<b>211</b>	<b>275</b>	<b>7</b>		<b>623</b>

\* Data provided from the Pretrial Information Management System.

\* A single release bond may apply to multiple cases.

\* A single case may have multiple different bonds set over time. Only the most recent release bond is reported for each case.

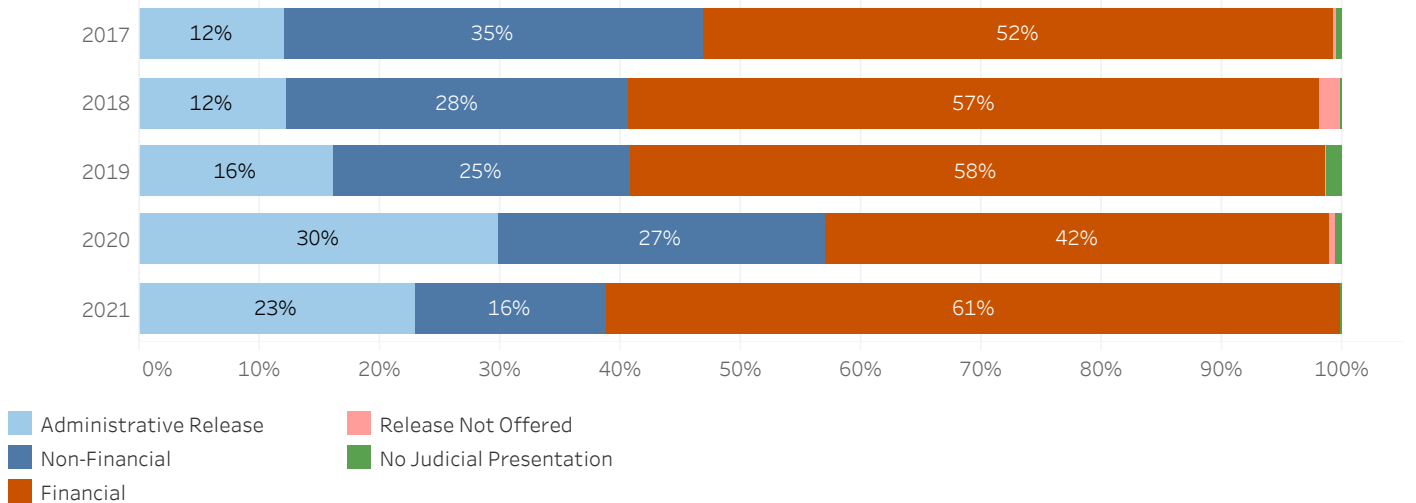


ADMINISTRATIVE OFFICE OF THE COURTS  
Research and Statistics

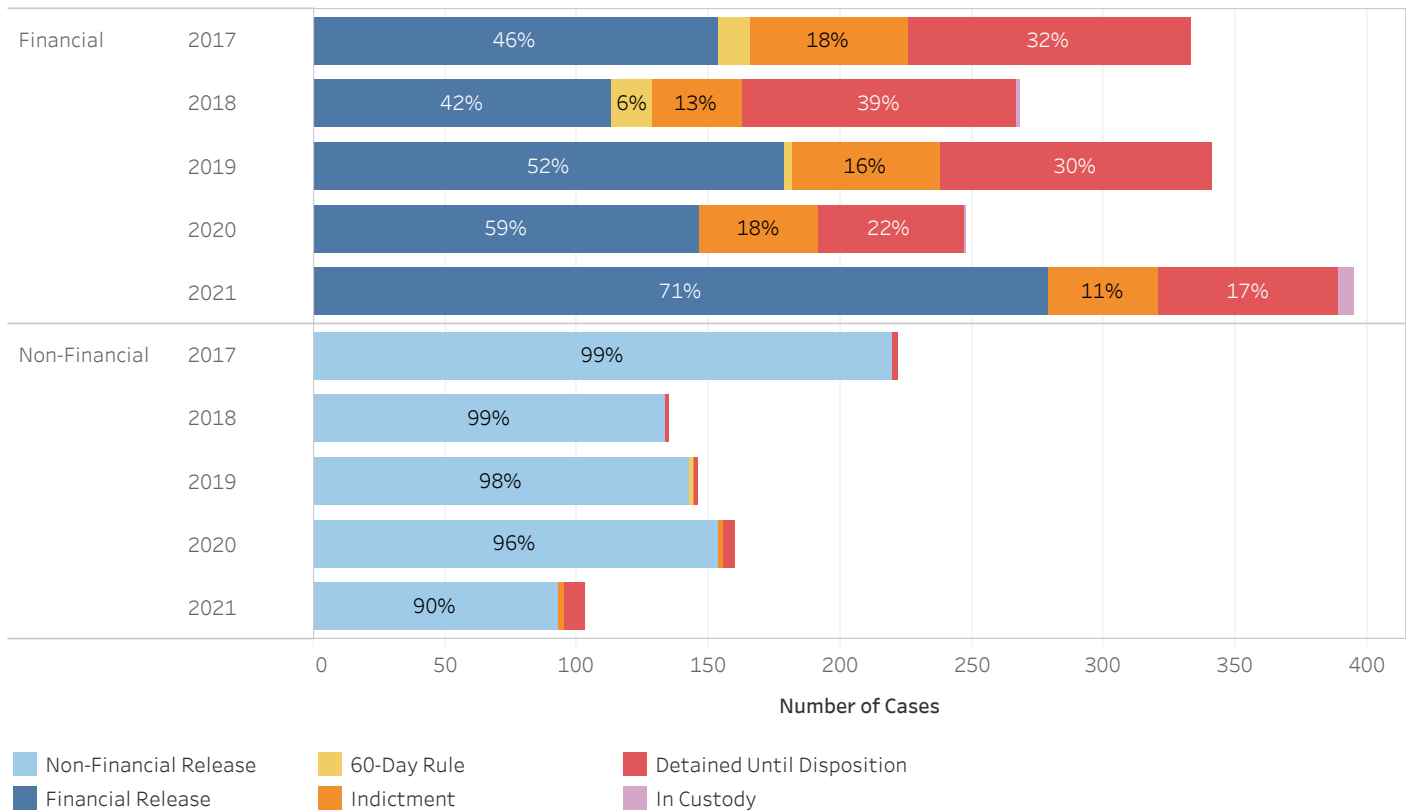
19\_PINS8007

District Court Cases Booked CY 17-21 BRECKINRIDGE COUNTY

District Court Release Decision (Bond) Percentage by Year of Case Booking



Number of District Court Cases and Release Outcome for Financial and Non-Financial Bonds  
(Excludes Administrative Release, Release Not Offered, and No Judicial Presentation)



\* Data provided from the Pretrial Information Management System.

\* A single release bond may apply to multiple cases.

\* A single case may have multiple different bonds set over time. Only the most recent release bond is reported for each case.





**ADMINISTRATIVE OFFICE OF THE COURTS**  
**Research and Statistics**

19\_PINS8007

**District Court Cases Booked CY 17-21 BRECKINRIDGE COUNTY**

District Court Release Decision and Release Outcome by Year of Case Booking

Year of Date Booked	Release Outcome	Release Decision					Grand Total
		Administrative Release	Non-Financial	Financial	Release Not Offered	No Judicial Presentation	
2017	Administrative Release	78					78
	Non-Financial Release		220				220
	Financial Release			154			154
	60-Day Rule			12			12
	Indictment			60		1	61
	Detained Until Disposition		2	107	2	1	112
	<b>Total</b>		<b>78</b>	<b>222</b>	<b>333</b>	<b>2</b>	<b>2</b>
2018	Administrative Release	56					56
	Non-Financial Release		134				134
	Financial Release			113			113
	60-Day Rule			16			16
	Indictment			34			34
	Detained Until Disposition	2	1	104	8	1	116
	In Custody			1			1
<b>Total</b>		<b>58</b>	<b>135</b>	<b>268</b>	<b>8</b>	<b>1</b>	<b>470</b>
2019	Administrative Release	92					92
	Non-Financial Release		143				143
	Financial Release			179			179
	60-Day Rule		1	3			4
	Indictment		1	56			57
	Detained Until Disposition	4	1	103	1	8	117
	<b>Total</b>		<b>96</b>	<b>146</b>	<b>341</b>	<b>1</b>	<b>8</b>
2020	Administrative Release	169					169
	Non-Financial Release		154				154
	Financial Release			147			147
	Indictment	4	2	45			51
	Detained Until Disposition	4	4	55	2	4	69
	In Custody			1			1
	<b>Total</b>		<b>177</b>	<b>160</b>	<b>248</b>	<b>2</b>	<b>4</b>
2021	Administrative Release	146					146
	Non-Financial Release		93				93
	Financial Release			279			279
	Indictment	1	2	42			45
	Detained Until Disposition	1	8	68		1	78
	In Custody			6			6
	<b>Total</b>		<b>148</b>	<b>103</b>	<b>395</b>		<b>1</b>

\* Data provided from the Pretrial Information Management System.

\* A single release bond may apply to multiple cases.

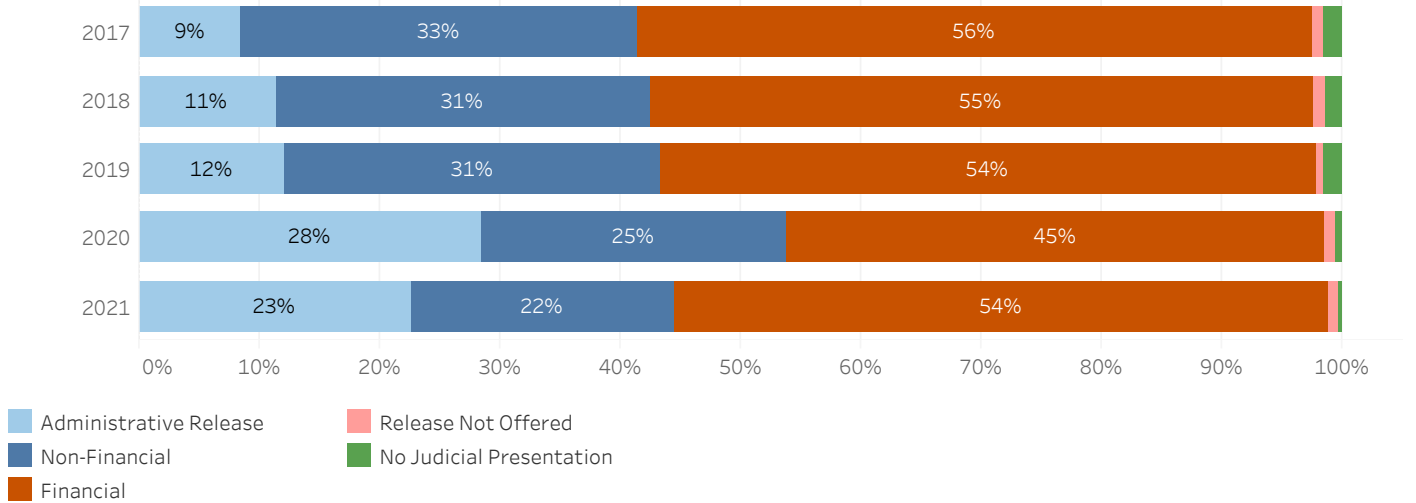
\* A single case may have multiple different bonds set over time. Only the most recent release bond is reported for each case.



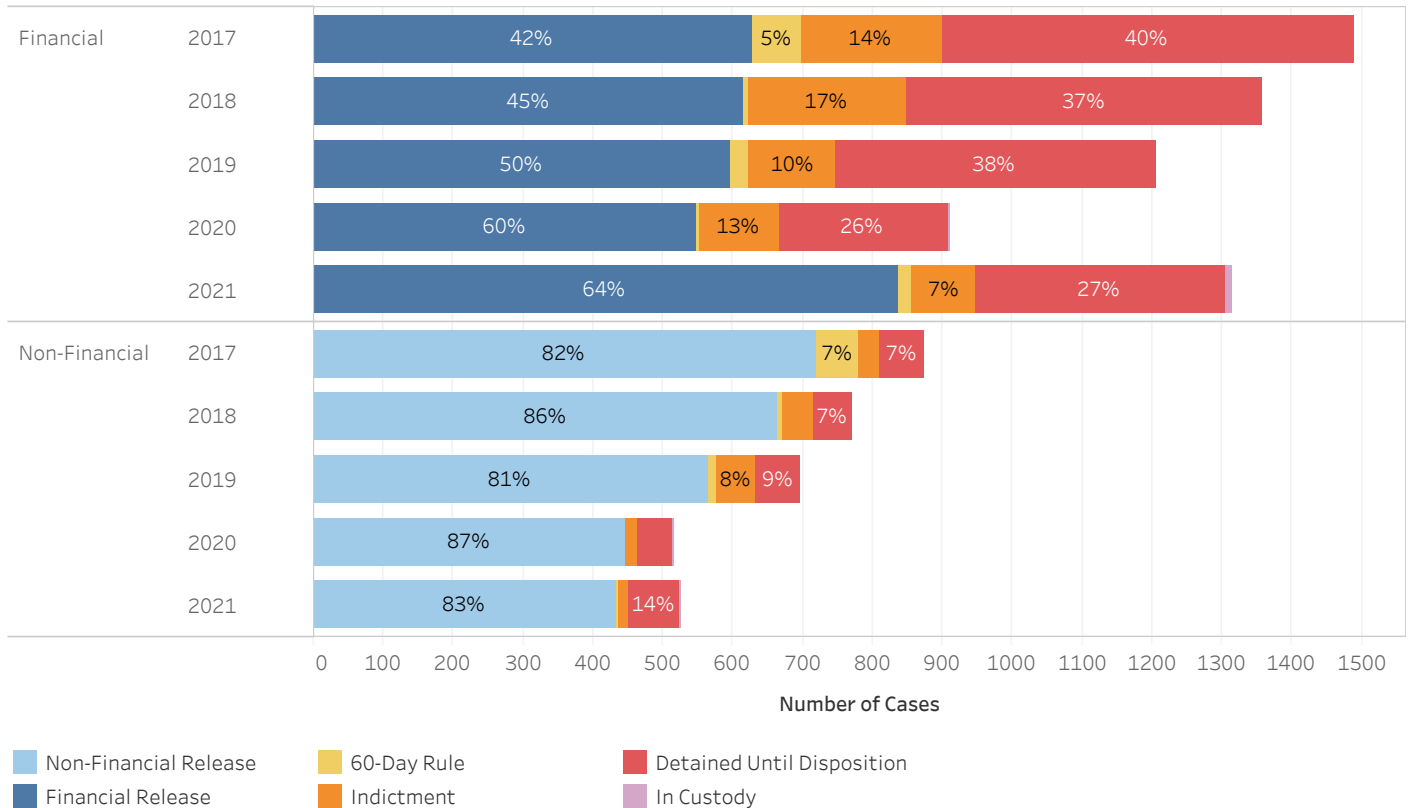
ADMINISTRATIVE OFFICE OF THE COURTS  
Research and Statistics

District Court Cases Booked CY 17-21 BULLITT COUNTY

District Court Release Decision (Bond) Percentage by Year of Case Booking



Number of District Court Cases and Release Outcome for Financial and Non-Financial Bonds  
(Excludes Administrative Release, Release Not Offered, and No Judicial Presentation)



\* Data provided from the Pretrial Information Management System.

\* A single release bond may apply to multiple cases.

\* A single case may have multiple different bonds set over time. Only the most recent release bond is reported for each case.



**ADMINISTRATIVE OFFICE OF THE COURTS**  
**Research and Statistics**

19\_PINS8007

**District Court Cases Booked CY 17-21 BULLITT COUNTY**

District Court Release Decision and Release Outcome by Year of Case Booking

Year of Date Booked	Release Outcome	Release Decision					Grand Total
		Administrative Release	Non-Financial	Financial	Release Not Offered	No Judicial Presentation	
2017	Administrative Release	225					225
	Non-Financial Release		720				720
	Financial Release			629			629
	60-Day Rule		61	69			130
	Indictment		30	202		2	234
	Detained Until Disposition	1	62	589	21	42	715
	<b>Total</b>	<b>226</b>	<b>873</b>	<b>1,489</b>	<b>21</b>	<b>44</b>	<b>2,653</b>
2018	Administrative Release	281					281
	Non-Financial Release		665				665
	Financial Release			615			615
	60-Day Rule		7	9			16
	Indictment		44	225		2	271
	Detained Until Disposition	2	54	509	26	34	625
	<b>Total</b>	<b>283</b>	<b>770</b>	<b>1,358</b>	<b>26</b>	<b>36</b>	<b>2,473</b>
2019	Administrative Release	267					267
	Non-Financial Release		565				565
	Financial Release			597			597
	60-Day Rule		13	25			38
	Indictment		56	125			181
	Detained Until Disposition	1	63	457	15	34	570
	<b>Total</b>	<b>268</b>	<b>697</b>	<b>1,204</b>	<b>15</b>	<b>34</b>	<b>2,218</b>
2020	Administrative Release	557					557
	Non-Financial Release		447				447
	Financial Release			548			548
	60-Day Rule			5			5
	Indictment	3	16	115			134
	Detained Until Disposition	21	52	241	19	12	345
	In Custody		1	1			2
	<b>Total</b>	<b>581</b>	<b>516</b>	<b>910</b>	<b>19</b>	<b>12</b>	<b>2,038</b>
2021	Administrative Release	538					538
	Non-Financial Release		435				435
	Financial Release			837			837
	60-Day Rule		1	18			19
	Indictment	1	14	93			108
	Detained Until Disposition	11	73	357	21	9	471
	In Custody		3	9			12
	<b>Total</b>	<b>550</b>	<b>526</b>	<b>1,314</b>	<b>21</b>	<b>9</b>	<b>2,420</b>

\* Data provided from the Pretrial Information Management System.

\* A single release bond may apply to multiple cases.

\* A single case may have multiple different bonds set over time. Only the most recent release bond is reported for each case.

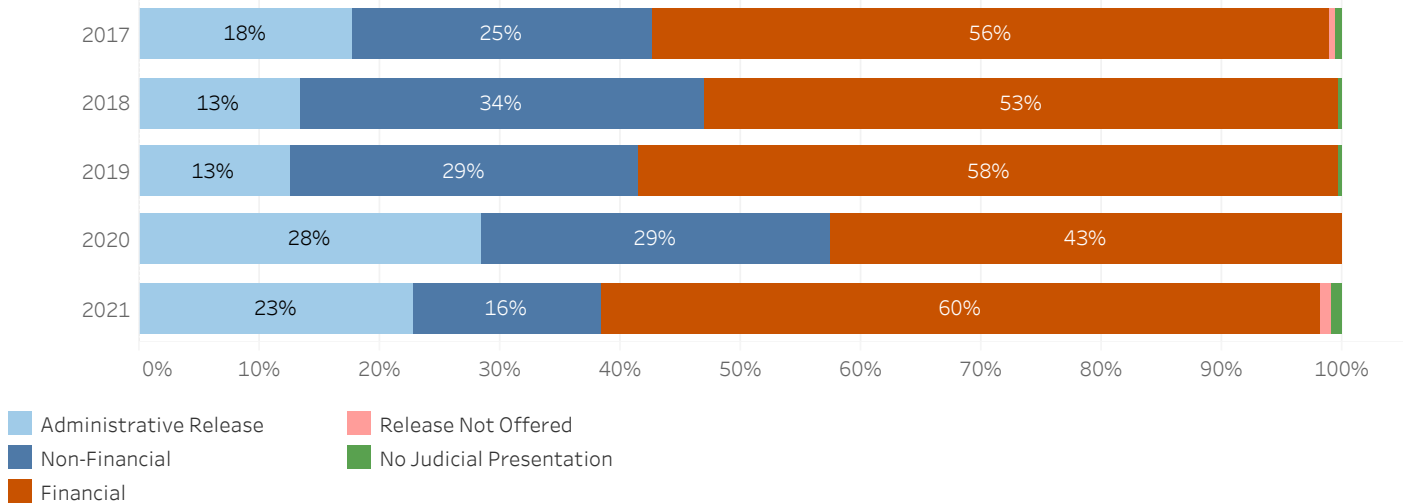


ADMINISTRATIVE OFFICE OF THE COURTS  
Research and Statistics

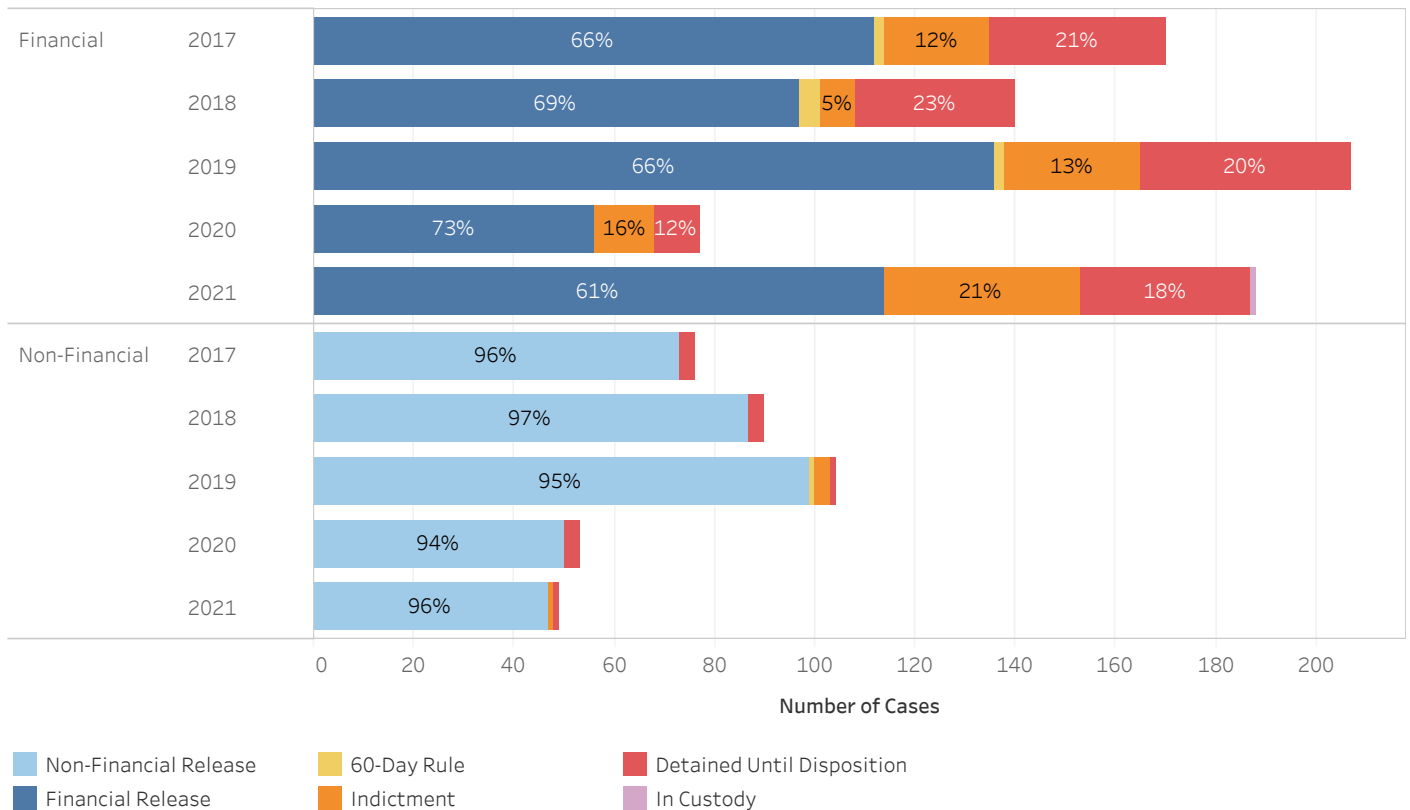
19\_PINS8007

District Court Cases Booked CY 17-21 BUTLER COUNTY

District Court Release Decision (Bond) Percentage by Year of Case Booking



Number of District Court Cases and Release Outcome for Financial and Non-Financial Bonds  
(Excludes Administrative Release, Release Not Offered, and No Judicial Presentation)



\* Data provided from the Pretrial Information Management System.

\* A single release bond may apply to multiple cases.

\* A single case may have multiple different bonds set over time. Only the most recent release bond is reported for each case.



**ADMINISTRATIVE OFFICE OF THE COURTS  
Research and Statistics**

19\_PINS8007

**District Court Cases Booked CY 17-21 BUTLER COUNTY**

District Court Release Decision and Release Outcome by Year of Case Booking

Year of Date Booked	Release Outcome	Release Decision					Grand Total
		Administrative Release	Non-Financial	Financial	Release Not Offered	No Judicial Presentation	
2017	Administrative Release	54					54
	Non-Financial Release		73				73
	Financial Release			112			112
	60-Day Rule			2			2
	Indictment			21			21
	Detained Until Disposition		3	35	1	2	41
	<b>Total</b>		<b>54</b>	<b>76</b>	<b>170</b>	<b>1</b>	<b>2</b>
2018	Administrative Release	35					35
	Non-Financial Release		87				87
	Financial Release			97			97
	60-Day Rule			4			4
	Indictment			7			7
	Detained Until Disposition	1	3	32		1	37
	<b>Total</b>		<b>36</b>	<b>90</b>	<b>140</b>	<b>1</b>	<b>1</b>
2019	Administrative Release	44					44
	Non-Financial Release		99				99
	Financial Release			136			136
	60-Day Rule		1	2			3
	Indictment		3	27			30
	Detained Until Disposition	1	1	42		1	45
	<b>Total</b>		<b>45</b>	<b>104</b>	<b>207</b>	<b>1</b>	<b>1</b>
2020	Administrative Release	50					50
	Non-Financial Release		50				50
	Financial Release			56			56
	Indictment	1		12			13
	Detained Until Disposition	1	3	9			13
	<b>Total</b>		<b>52</b>	<b>53</b>	<b>77</b>		
2021	Administrative Release	69					69
	Non-Financial Release		47				47
	Financial Release			114			114
	Indictment	1	1	39	3		44
	Detained Until Disposition	2	1	34		3	40
	In Custody			1			1
	<b>Total</b>		<b>72</b>	<b>49</b>	<b>188</b>	<b>3</b>	<b>3</b>

\* Data provided from the Pretrial Information Management System.

\* A single release bond may apply to multiple cases.

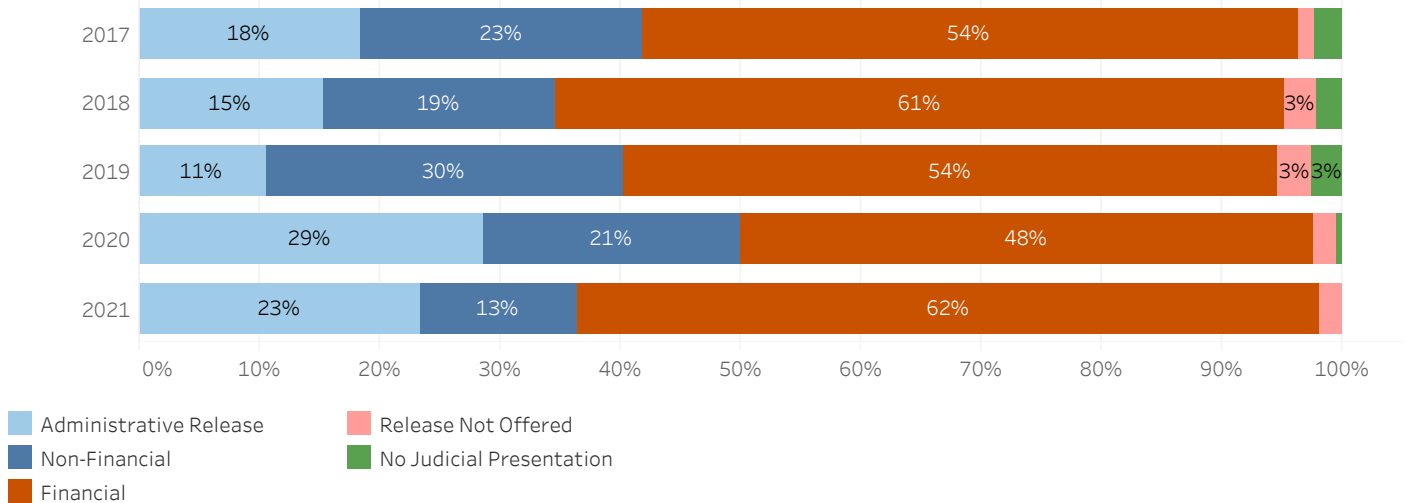
\* A single case may have multiple different bonds set over time. Only the most recent release bond is reported for each case.



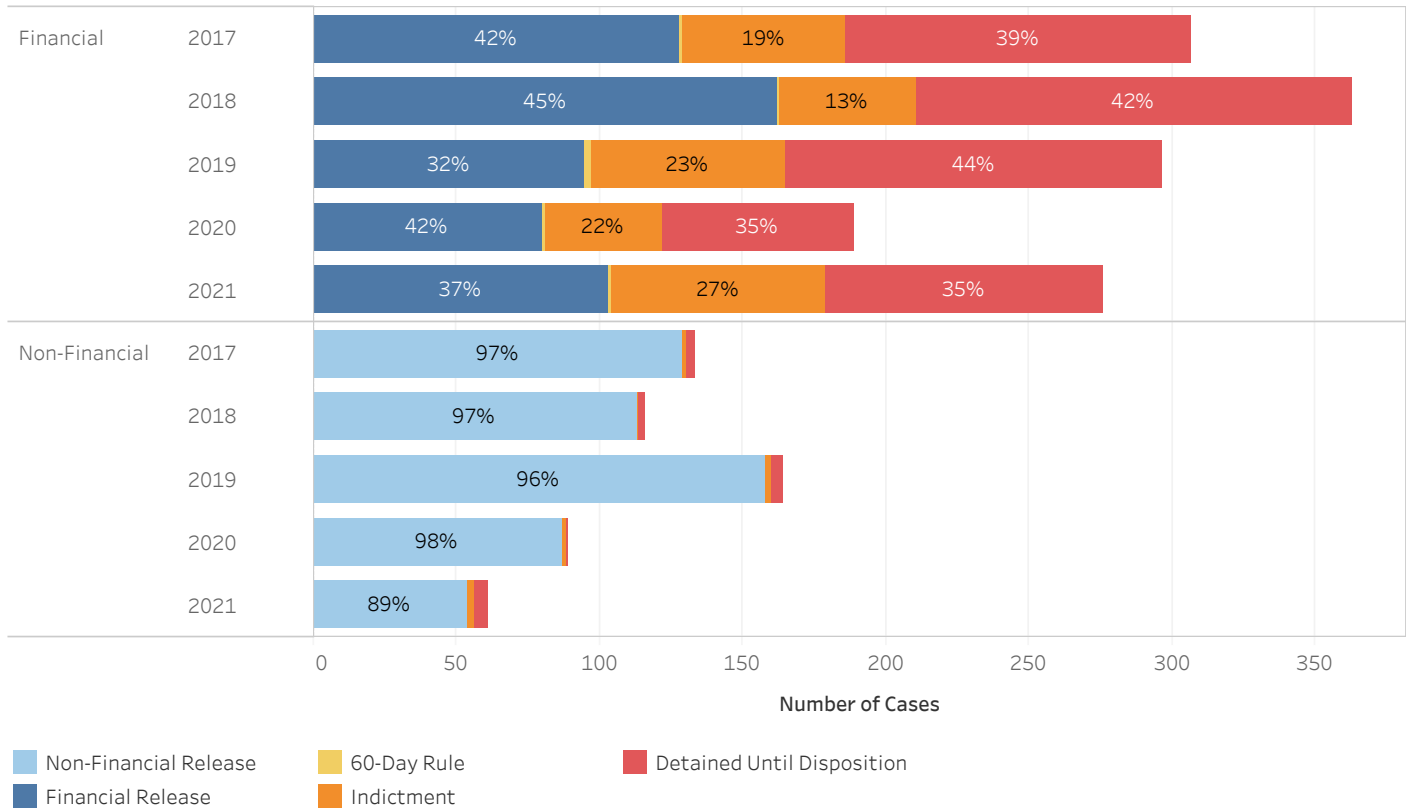
ADMINISTRATIVE OFFICE OF THE COURTS  
Research and Statistics

District Court Cases Booked CY 17-21 CALDWELL COUNTY

District Court Release Decision (Bond) Percentage by Year of Case Booking



Number of District Court Cases and Release Outcome for Financial and Non-Financial Bonds  
(Excludes Administrative Release, Release Not Offered, and No Judicial Presentation)



\* Data provided from the Pretrial Information Management System.

\* A single release bond may apply to multiple cases.

\* A single case may have multiple different bonds set over time. Only the most recent release bond is reported for each case.



**ADMINISTRATIVE OFFICE OF THE COURTS**  
**Research and Statistics**

19\_PINS8007

**District Court Cases Booked CY 17-21 CALDWELL COUNTY**

District Court Release Decision and Release Outcome by Year of Case Booking

Year of Date Booked	Release Outcome	Release Decision					Grand Total
		Administrative Release	Non-Financial	Financial	Release Not Offered	No Judicial Presentation	
2017	Administrative Release	100					100
	Non-Financial Release		129				129
	Financial Release			128			128
	60-Day Rule			1			1
	Indictment		1	57			58
	Detained Until Disposition	4	3	121	8	13	149
	<b>Total</b>	<b>104</b>	<b>133</b>	<b>307</b>	<b>8</b>	<b>13</b>	<b>565</b>
2018	Administrative Release	90					90
	Non-Financial Release		113				113
	Financial Release			162			162
	60-Day Rule			1	1		2
	Indictment		1	48	1		50
	Detained Until Disposition	2	2	152	14	13	183
	<b>Total</b>	<b>92</b>	<b>116</b>	<b>363</b>	<b>16</b>	<b>13</b>	<b>600</b>
2019	Administrative Release	56					56
	Non-Financial Release		158				158
	Financial Release			95			95
	60-Day Rule			2			2
	Indictment		2	68	4	1	75
	Detained Until Disposition	2	4	132	12	13	163
	<b>Total</b>	<b>58</b>	<b>164</b>	<b>297</b>	<b>16</b>	<b>14</b>	<b>549</b>
2020	Administrative Release	109					109
	Non-Financial Release		87				87
	Financial Release			80			80
	60-Day Rule			1			1
	Indictment	3	1	41	1		46
	Detained Until Disposition	6	1	67	6	2	82
	<b>Total</b>	<b>118</b>	<b>89</b>	<b>189</b>	<b>7</b>	<b>2</b>	<b>405</b>
2021	Administrative Release	101					101
	Non-Financial Release		54				54
	Financial Release			103			103
	60-Day Rule			1			1
	Indictment	3	2	75	2		82
	Detained Until Disposition	5	5	97	7		114
	<b>Total</b>	<b>109</b>	<b>61</b>	<b>276</b>	<b>9</b>		<b>455</b>

\* Data provided from the Pretrial Information Management System.

\* A single release bond may apply to multiple cases.

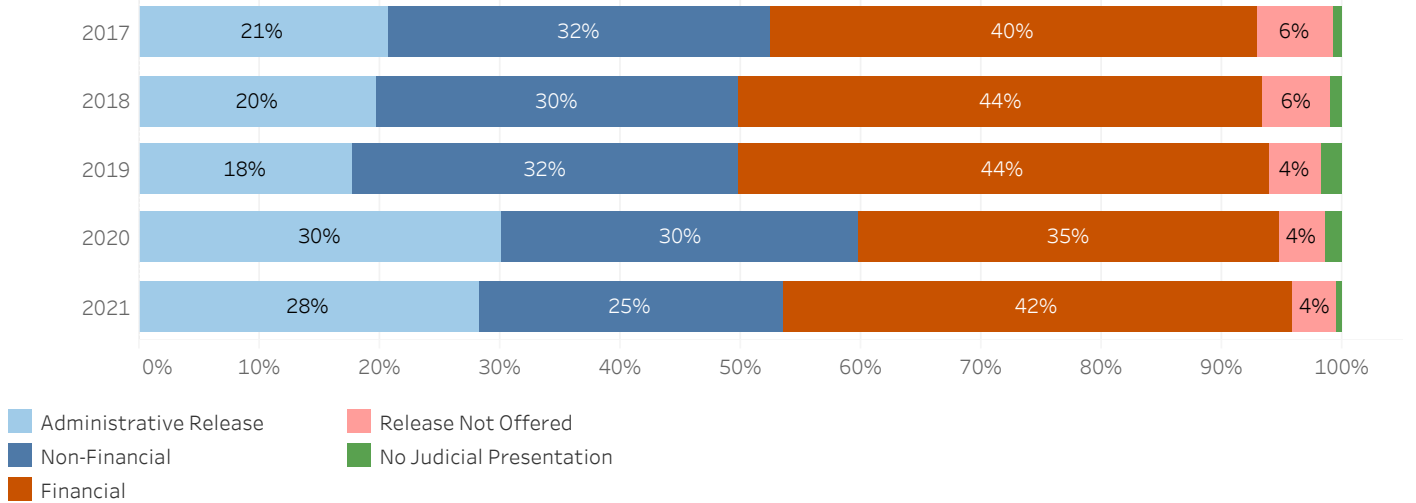
\* A single case may have multiple different bonds set over time. Only the most recent release bond is reported for each case.



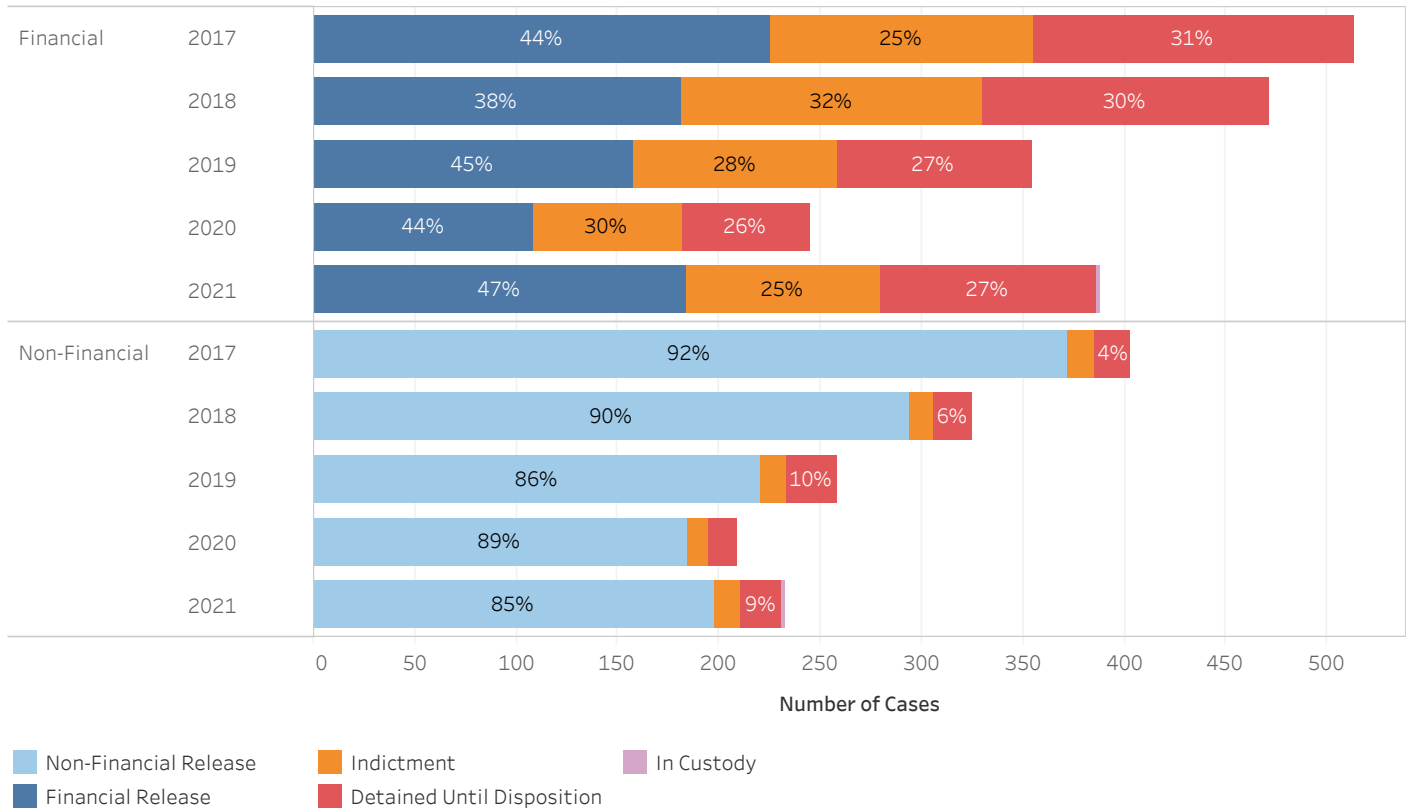
ADMINISTRATIVE OFFICE OF THE COURTS  
Research and Statistics

District Court Cases Booked CY 17-21 CALLOWAY COUNTY

District Court Release Decision (Bond) Percentage by Year of Case Booking



Number of District Court Cases and Release Outcome for Financial and Non-Financial Bonds  
(Excludes Administrative Release, Release Not Offered, and No Judicial Presentation)



\* Data provided from the Pretrial Information Management System.

\* A single release bond may apply to multiple cases.

\* A single case may have multiple different bonds set over time. Only the most recent release bond is reported for each case.





**ADMINISTRATIVE OFFICE OF THE COURTS**  
**Research and Statistics**

19\_PINS8007

**District Court Cases Booked CY 17-21 CALLOWAY COUNTY**

District Court Release Decision and Release Outcome by Year of Case Booking

Year of Date Booked	Release Outcome	Release Decision					Grand Total
		Administrative Release	Non-Financial	Financial	Release Not Offered	No Judicial Presentation	
2017	Administrative Release	255					255
	Non-Financial Release		372				372
	Financial Release			226			226
	Indictment		13	129	3		145
	Detained Until Disposition	7	18	158	78	9	270
	<b>Total</b>	<b>262</b>	<b>403</b>	<b>513</b>	<b>81</b>	<b>9</b>	<b>1,268</b>
2018	Administrative Release	206					206
	Non-Financial Release		294				294
	Financial Release			181			181
	Indictment		12	149	1		162
	Detained Until Disposition	7	19	141	60	11	238
	<b>Total</b>	<b>213</b>	<b>325</b>	<b>471</b>	<b>61</b>	<b>11</b>	<b>1,081</b>
2019	Administrative Release	135					135
	Non-Financial Release		221				221
	Financial Release			158			158
	Indictment		12	100			112
	Detained Until Disposition	8	25	96	35	14	178
	<b>Total</b>	<b>143</b>	<b>258</b>	<b>354</b>	<b>35</b>	<b>14</b>	<b>804</b>
2020	Administrative Release	195					195
	Non-Financial Release		185				185
	Financial Release			109			109
	Indictment	6	10	73			89
	Detained Until Disposition	10	14	63	27	10	124
	<b>Total</b>	<b>211</b>	<b>209</b>	<b>245</b>	<b>27</b>	<b>10</b>	<b>702</b>
2021	Administrative Release	250					250
	Non-Financial Release		198				198
	Financial Release			184			184
	Indictment	4	13	96			113
	Detained Until Disposition	7	20	106	33	4	170
	In Custody		1	2	1		4
	<b>Total</b>	<b>261</b>	<b>232</b>	<b>388</b>	<b>34</b>	<b>4</b>	<b>919</b>

\* Data provided from the Pretrial Information Management System.

\* A single release bond may apply to multiple cases.

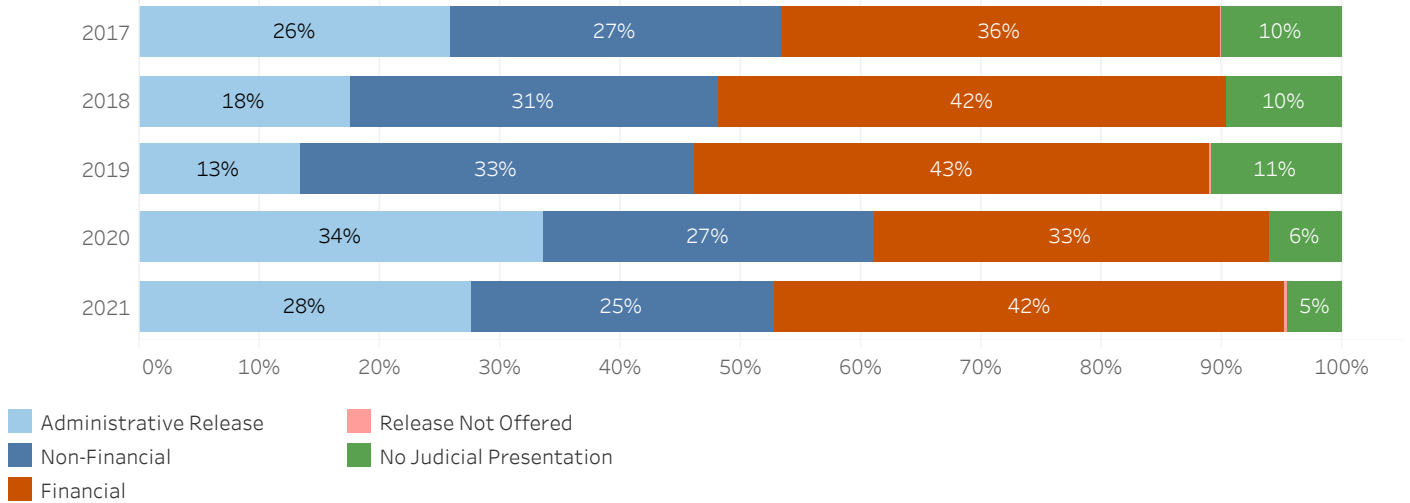
\* A single case may have multiple different bonds set over time. Only the most recent release bond is reported for each case.



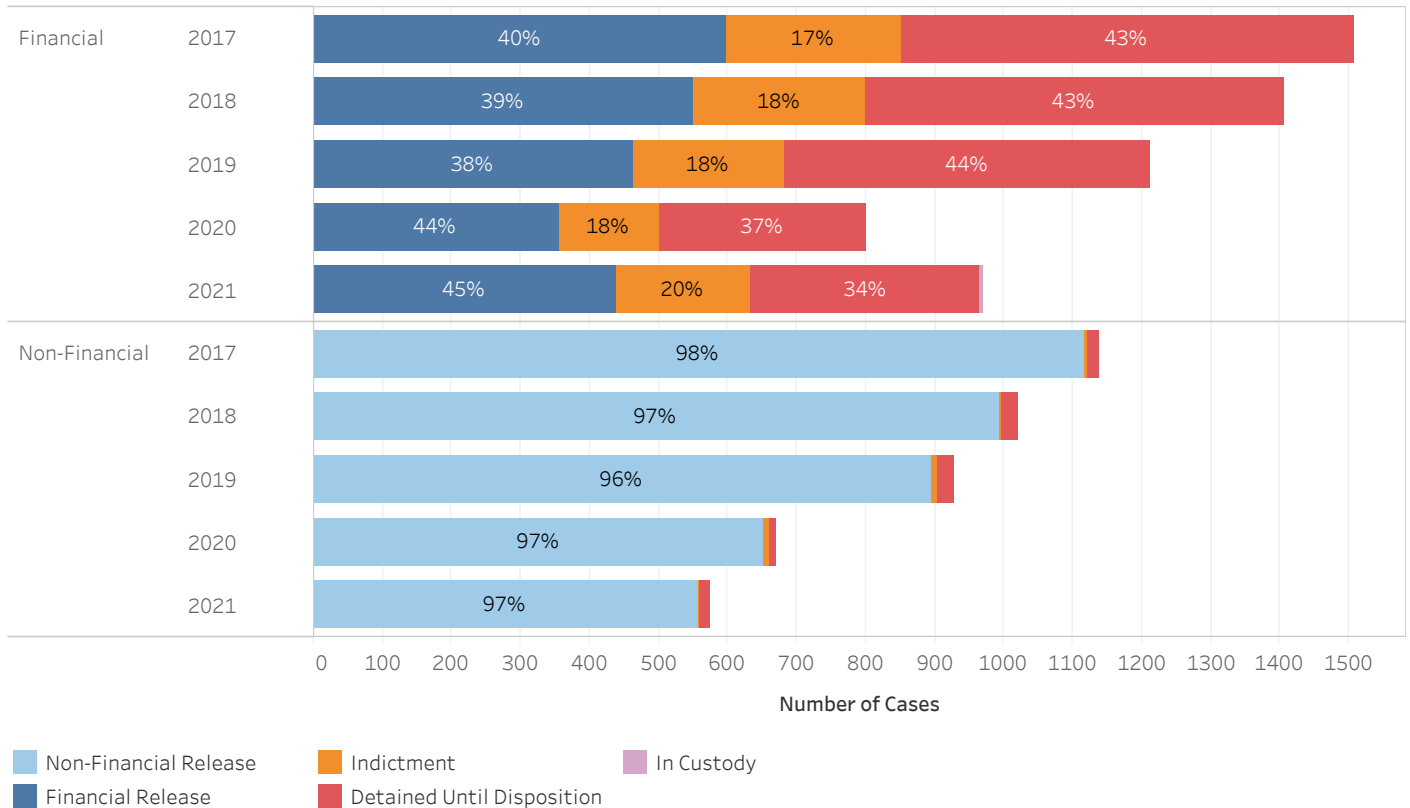
ADMINISTRATIVE OFFICE OF THE COURTS  
Research and Statistics

District Court Cases Booked CY 17-21 CAMPBELL COUNTY

District Court Release Decision (Bond) Percentage by Year of Case Booking



Number of District Court Cases and Release Outcome for Financial and Non-Financial Bonds  
(Excludes Administrative Release, Release Not Offered, and No Judicial Presentation)



\* Data provided from the Pretrial Information Management System.

\* A single release bond may apply to multiple cases.

\* A single case may have multiple different bonds set over time. Only the most recent release bond is reported for each case.



**ADMINISTRATIVE OFFICE OF THE COURTS**  
**Research and Statistics**

19\_PINS8007

**District Court Cases Booked CY 17-21 CAMPBELL COUNTY**

District Court Release Decision and Release Outcome by Year of Case Booking

Year of Date Booked	Release Outcome	Release Decision					Grand Total
		Administrative Release	Non-Financial	Financial	Release Not Offered	No Judicial Presentation	
2017	Administrative Release	1,029					1,029
	Non-Financial Release		1,117				1,117
	Financial Release			600			600
	Indictment	1	4	252	4	1	262
	Detained Until Disposition	45	18	655	5	415	1,138
	<b>Total</b>	<b>1,075</b>	<b>1,139</b>	<b>1,507</b>	<b>9</b>	<b>416</b>	<b>4,146</b>
2018	Administrative Release	543					543
	Non-Financial Release		993				993
	Financial Release			550			550
	Indictment		4	251			255
	Detained Until Disposition	43	23	606	1	320	993
	<b>Total</b>	<b>586</b>	<b>1,020</b>	<b>1,407</b>	<b>1</b>	<b>320</b>	<b>3,334</b>
2019	Administrative Release	358					358
	Non-Financial Release		895				895
	Financial Release			464			464
	Indictment		8	218	1	1	228
	Detained Until Disposition	23	25	530	3	307	888
	<b>Total</b>	<b>381</b>	<b>928</b>	<b>1,212</b>	<b>4</b>	<b>308</b>	<b>2,833</b>
2020	Administrative Release	778					778
	Non-Financial Release		653				653
	Financial Release			356			356
	Indictment	6	7	145			158
	Detained Until Disposition	38	11	300		148	497
	<b>Total</b>	<b>822</b>	<b>671</b>	<b>801</b>		<b>148</b>	<b>2,442</b>
2021	Administrative Release	605					605
	Non-Financial Release		557				557
	Financial Release			440			440
	Indictment	3	2	192			197
	Detained Until Disposition	22	16	333	7	103	481
	In Custody			4			4
	<b>Total</b>	<b>630</b>	<b>575</b>	<b>969</b>	<b>7</b>	<b>103</b>	<b>2,284</b>

\* Data provided from the Pretrial Information Management System.

\* A single release bond may apply to multiple cases.

\* A single case may have multiple different bonds set over time. Only the most recent release bond is reported for each case.

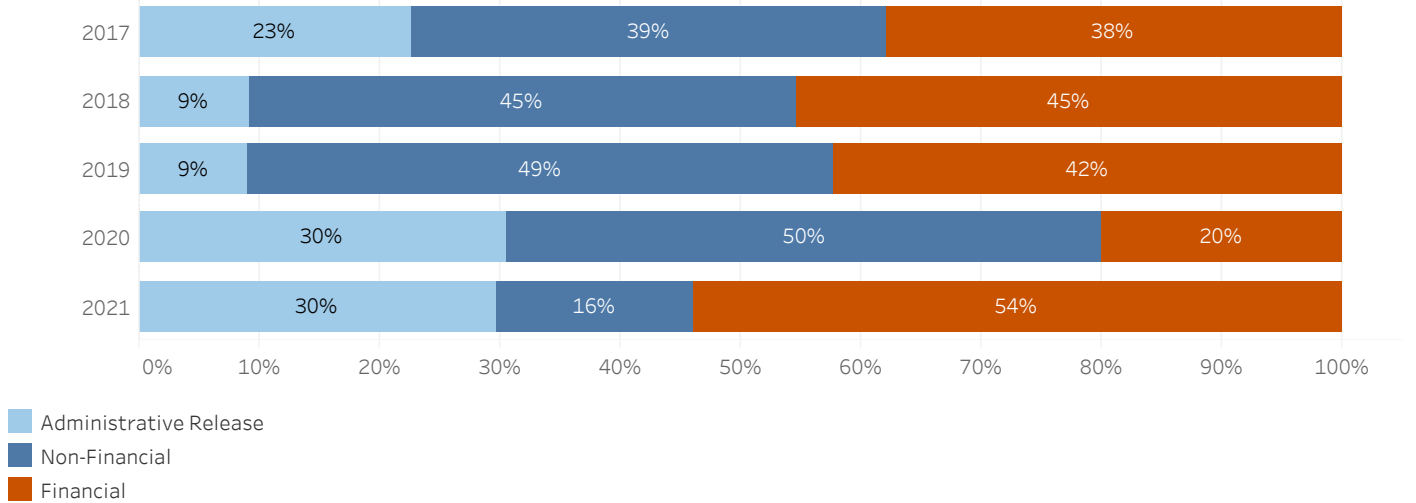


ADMINISTRATIVE OFFICE OF THE COURTS  
Research and Statistics

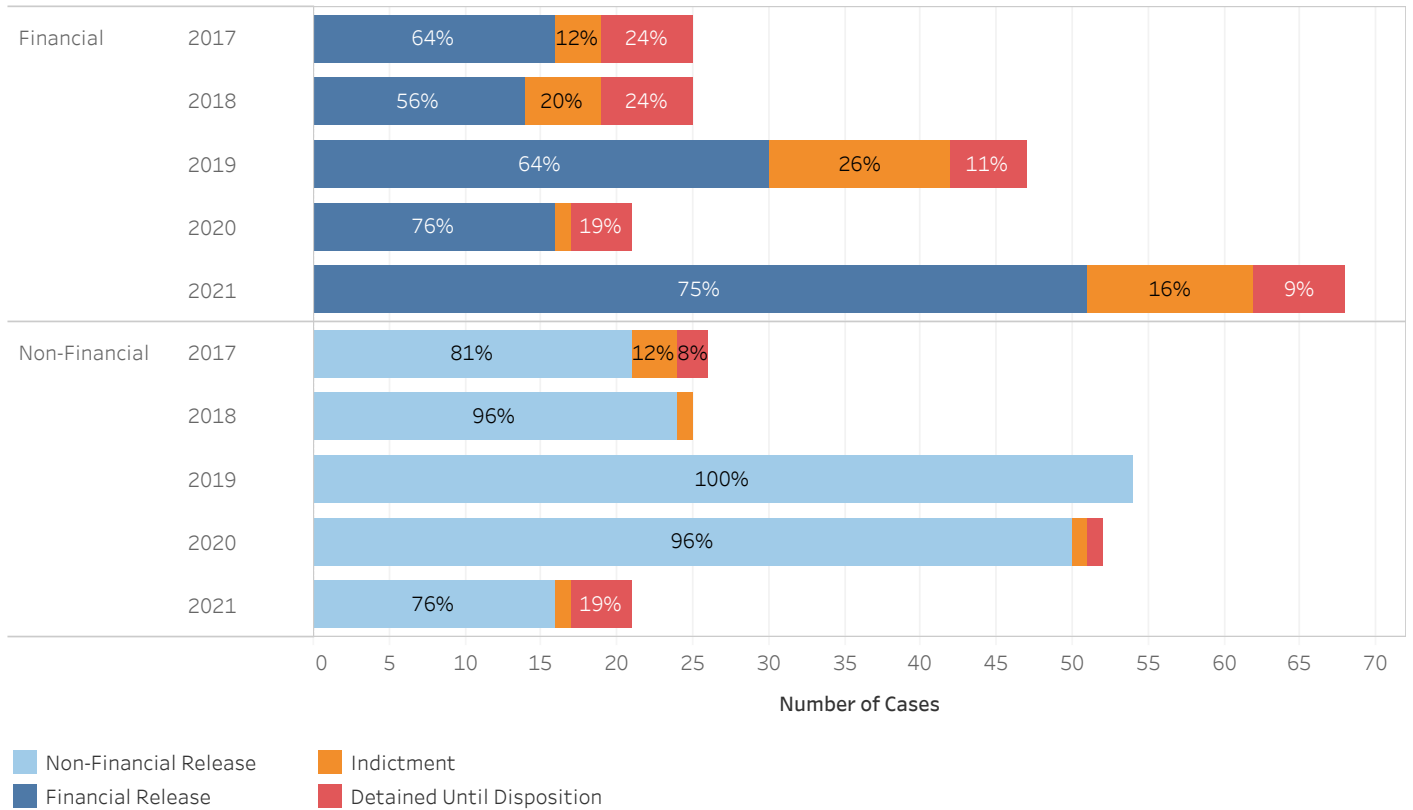
19\_PINS8007

District Court Cases Booked CY 17-21 CARLISLE COUNTY

District Court Release Decision (Bond) Percentage by Year of Case Booking



Number of District Court Cases and Release Outcome for Financial and Non-Financial Bonds  
(Excludes Administrative Release, Release Not Offered, and No Judicial Presentation)



\* Data provided from the Pretrial Information Management System.

\* A single release bond may apply to multiple cases.

\* A single case may have multiple different bonds set over time. Only the most recent release bond is reported for each case.



**ADMINISTRATIVE OFFICE OF THE COURTS  
Research and Statistics**

19\_PINS8007

**District Court Cases Booked CY 17-21 CARLISLE COUNTY**

District Court Release Decision and Release Outcome by Year of Case Booking

Year of Date Booked	Release Outcome	Release Decision			Grand Total
		Administrative Release	Non-Financial	Financial	
2017	Administrative Release	15			15
	Non-Financial Release		21		21
	Financial Release			16	16
	Indictment		3	3	6
	Detained Until Disposition		2	6	8
	<b>Total</b>		<b>15</b>	<b>26</b>	<b>25</b>
2018	Administrative Release	5			5
	Non-Financial Release		24		24
	Financial Release			14	14
	Indictment		1	5	6
	Detained Until Disposition			6	6
	<b>Total</b>		<b>5</b>	<b>25</b>	<b>25</b>
2019	Administrative Release	10			10
	Non-Financial Release		54		54
	Financial Release			30	30
	Indictment			12	12
	Detained Until Disposition			5	5
	<b>Total</b>		<b>10</b>	<b>54</b>	<b>47</b>
2020	Administrative Release	30			30
	Non-Financial Release		50		50
	Financial Release			16	16
	Indictment		1	1	2
	Detained Until Disposition	2	1	4	7
	<b>Total</b>	<b>32</b>	<b>52</b>	<b>21</b>	<b>105</b>
2021	Administrative Release	38			38
	Non-Financial Release		16		16
	Financial Release			51	51
	Indictment		1	11	12
	Detained Until Disposition		4	6	10
	<b>Total</b>	<b>38</b>	<b>21</b>	<b>68</b>	<b>127</b>

\* Data provided from the Pretrial Information Management System.

\* A single release bond may apply to multiple cases.

\* A single case may have multiple different bonds set over time. Only the most recent release bond is reported for each case.

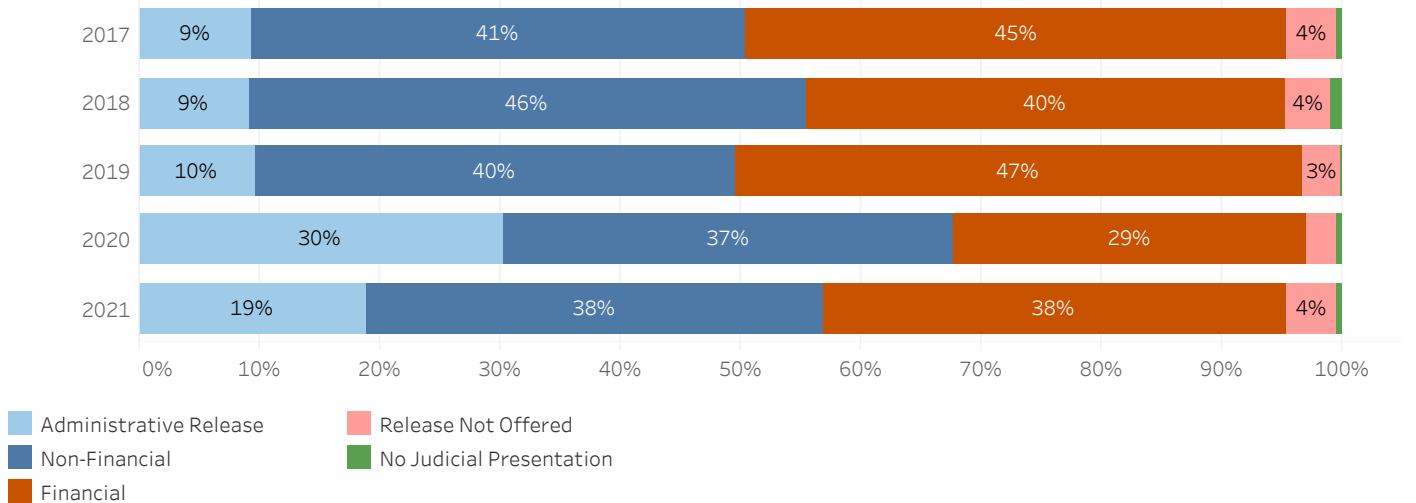


ADMINISTRATIVE OFFICE OF THE COURTS  
Research and Statistics

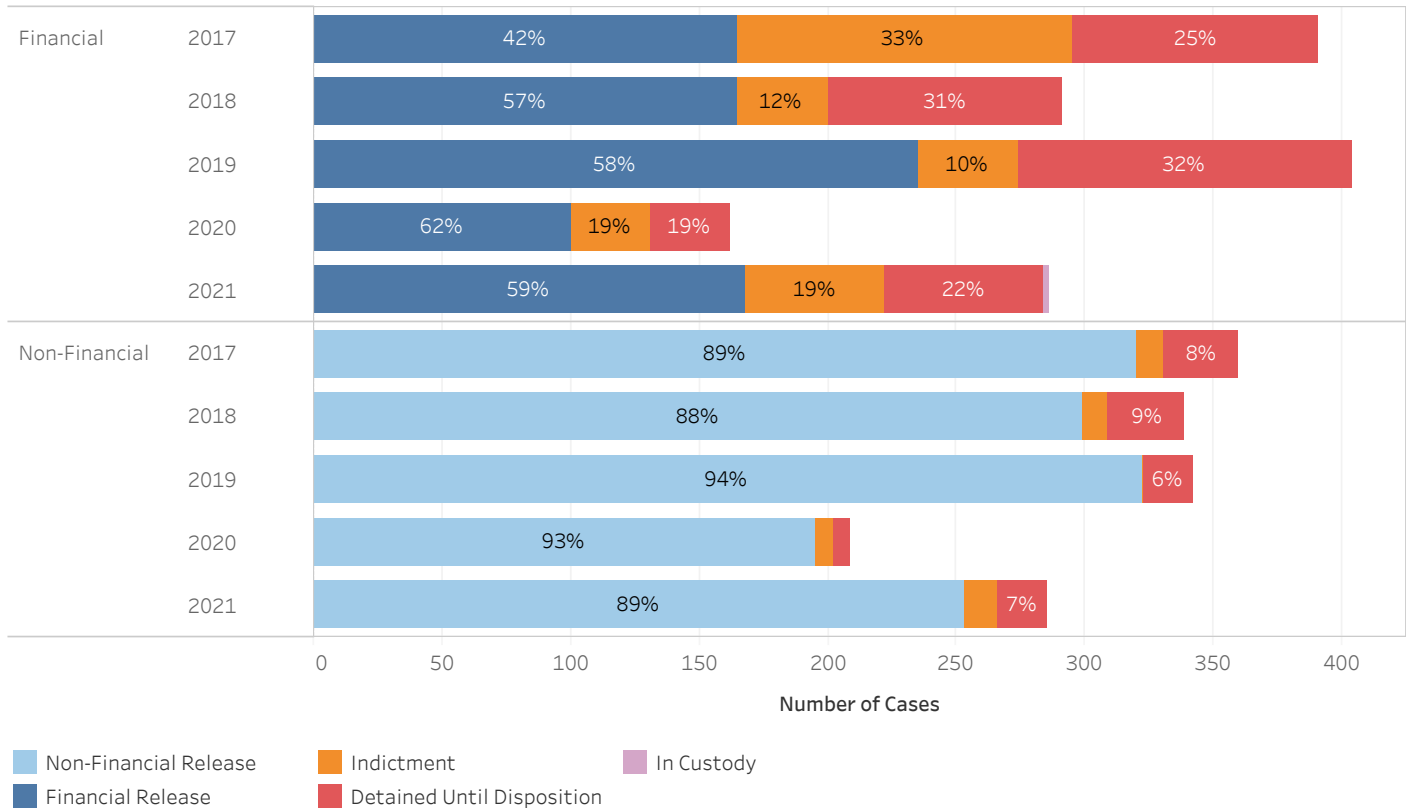
19\_PINS8007

District Court Cases Booked CY 17-21 CARROLL COUNTY

District Court Release Decision (Bond) Percentage by Year of Case Booking



Number of District Court Cases and Release Outcome for Financial and Non-Financial Bonds  
(Excludes Administrative Release, Release Not Offered, and No Judicial Presentation)



\* Data provided from the Pretrial Information Management System.

\* A single release bond may apply to multiple cases.

\* A single case may have multiple different bonds set over time. Only the most recent release bond is reported for each case.



**ADMINISTRATIVE OFFICE OF THE COURTS**  
**Research and Statistics**

19\_PINS8007

**District Court Cases Booked CY 17-21 CARROLL COUNTY**

District Court Release Decision and Release Outcome by Year of Case Booking

Year of Date Booked	Release Outcome	Release Decision					Grand Total
		Administrative Release	Non-Financial	Financial	Release Not Offered	No Judicial Presentation	
2017	Administrative Release	81					81
	Non-Financial Release		320				320
	Financial Release			165			165
	Indictment		11	130	1	1	143
	Detained Until Disposition		29	96	36	3	164
	<b>Total</b>		<b>81</b>	<b>360</b>	<b>391</b>	<b>37</b>	<b>4</b>
2018	Administrative Release	61					61
	Non-Financial Release		299				299
	Financial Release			165			165
	Indictment		10	35	1	1	47
	Detained Until Disposition	6	30	91	26	7	160
	<b>Total</b>		<b>67</b>	<b>339</b>	<b>291</b>	<b>27</b>	<b>8</b>
2019	Administrative Release	83					83
	Non-Financial Release		322				322
	Financial Release			235			235
	Indictment		1	39			40
	Detained Until Disposition	1	19	130	27	2	179
	<b>Total</b>		<b>84</b>	<b>342</b>	<b>404</b>	<b>27</b>	<b>2</b>
2020	Administrative Release	159					159
	Non-Financial Release		195				195
	Financial Release			100			100
	Indictment	4	7	31	1	1	44
	Detained Until Disposition	6	7	31	13	2	59
	<b>Total</b>		<b>169</b>	<b>209</b>	<b>162</b>	<b>14</b>	<b>3</b>
2021	Administrative Release	133					133
	Non-Financial Release		253				253
	Financial Release			168			168
	Indictment	2	13	54	3		72
	Detained Until Disposition	7	19	62	28	3	119
	In Custody	1		2			3
	<b>Total</b>		<b>143</b>	<b>285</b>	<b>286</b>	<b>31</b>	<b>3</b>

\* Data provided from the Pretrial Information Management System.

\* A single release bond may apply to multiple cases.

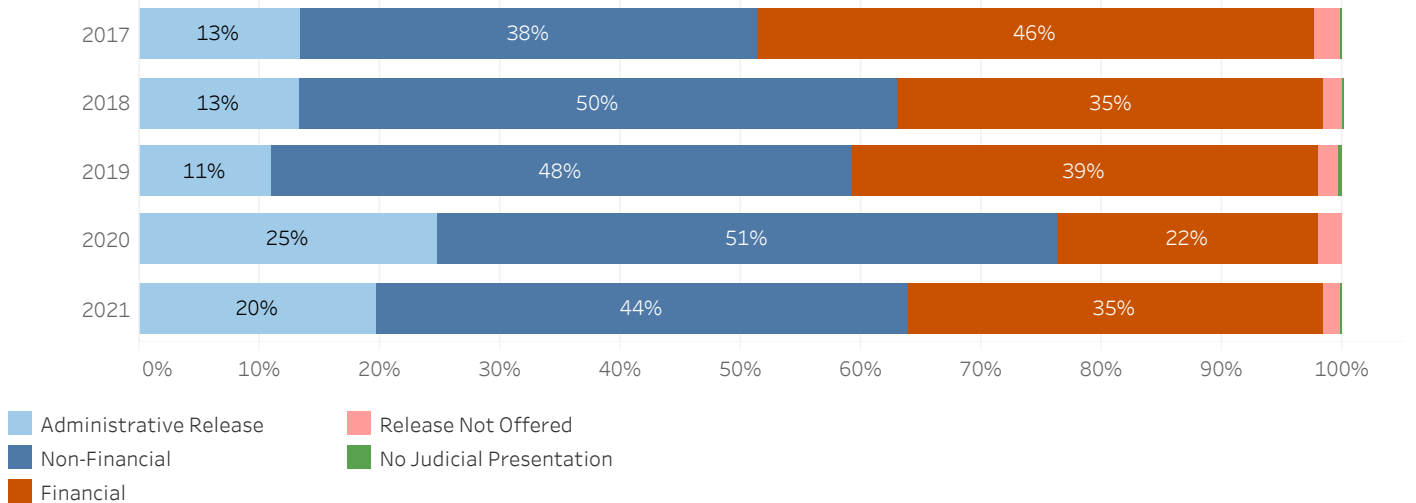
\* A single case may have multiple different bonds set over time. Only the most recent release bond is reported for each case.



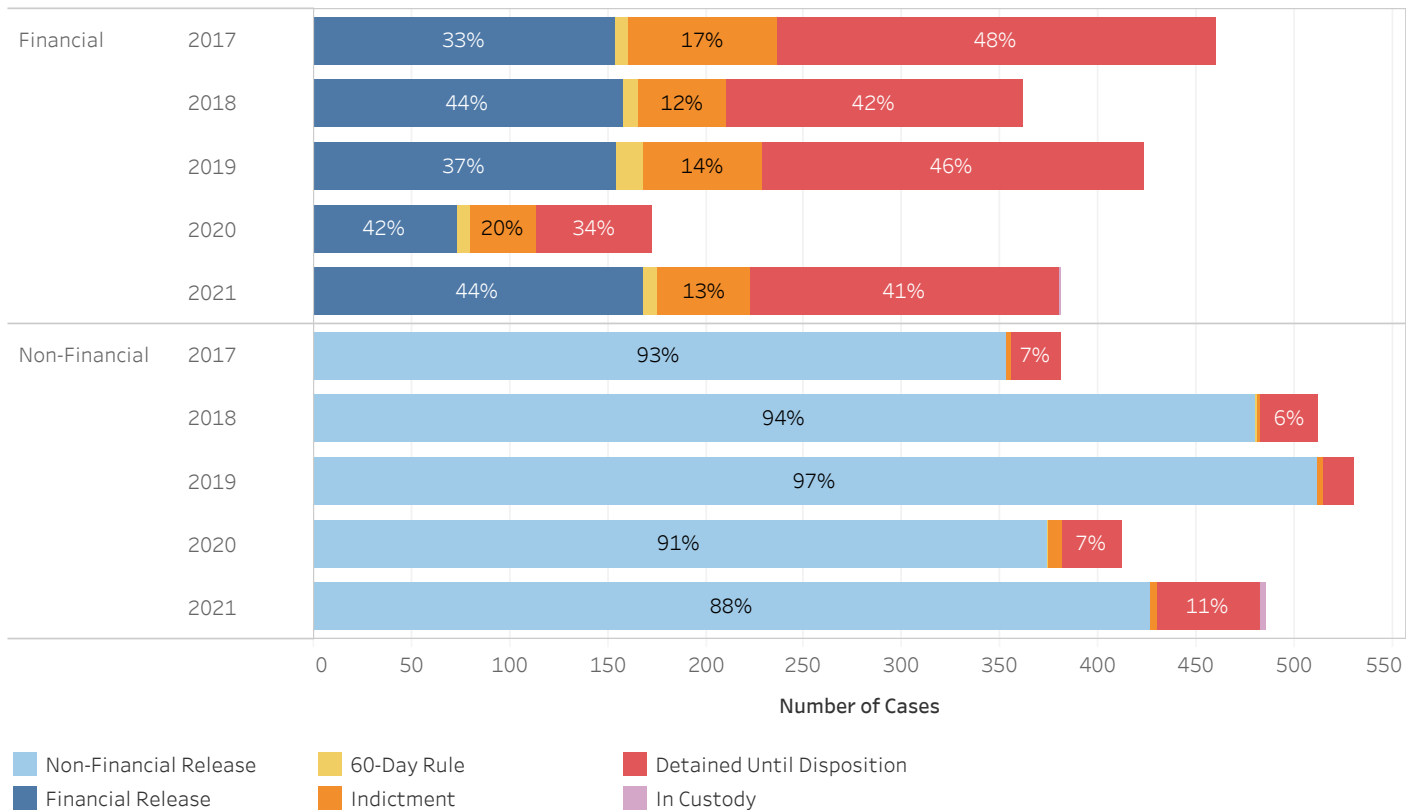
ADMINISTRATIVE OFFICE OF THE COURTS  
Research and Statistics

District Court Cases Booked CY 17-21 CARTER COUNTY

District Court Release Decision (Bond) Percentage by Year of Case Booking



Number of District Court Cases and Release Outcome for Financial and Non-Financial Bonds  
(Excludes Administrative Release, Release Not Offered, and No Judicial Presentation)



\* Data provided from the Pretrial Information Management System.

\* A single release bond may apply to multiple cases.

\* A single case may have multiple different bonds set over time. Only the most recent release bond is reported for each case.





**ADMINISTRATIVE OFFICE OF THE COURTS**  
**Research and Statistics**

19\_PINS8007

**District Court Cases Booked CY 17-21 CARTER COUNTY**

District Court Release Decision and Release Outcome by Year of Case Booking

Year of Date Booked	Release Outcome	Release Decision					Grand Total
		Administrative Release	Non-Financial	Financial	Release Not Offered	No Judicial Presentation	
2017	Administrative Release	131					131
	Non-Financial Release		353				353
	Financial Release			154			154
	60-Day Rule			7			7
	Indictment		3	76			79
	Detained Until Disposition	3	25	223	21	2	274
	<b>Total</b>	<b>134</b>	<b>381</b>	<b>460</b>	<b>21</b>	<b>2</b>	<b>998</b>
2018	Administrative Release	137					137
	Non-Financial Release		480				480
	Financial Release			158			158
	60-Day Rule		1	8	1		10
	Indictment		2	45	2		49
	Detained Until Disposition	1	29	151	12	1	194
	<b>Total</b>	<b>138</b>	<b>512</b>	<b>362</b>	<b>15</b>	<b>1</b>	<b>1,028</b>
2019	Administrative Release	119					119
	Non-Financial Release		512				512
	Financial Release			155			155
	60-Day Rule			13			13
	Indictment		3	61	2	1	67
	Detained Until Disposition	3	15	194	15	3	230
	<b>Total</b>	<b>122</b>	<b>530</b>	<b>423</b>	<b>17</b>	<b>4</b>	<b>1,096</b>
2020	Administrative Release	190					190
	Non-Financial Release		374				374
	Financial Release			73			73
	60-Day Rule		1	7			8
	Indictment	2	7	34			43
	Detained Until Disposition	7	30	59	12		108
	<b>Total</b>	<b>199</b>	<b>412</b>	<b>173</b>	<b>12</b>		<b>796</b>
2021	Administrative Release	207					207
	Non-Financial Release		427				427
	Financial Release			168			168
	60-Day Rule			7			7
	Indictment	2	3	48	2		55
	Detained Until Disposition	10	53	157	10	3	233
	In Custody		2	1			3
	<b>Total</b>	<b>219</b>	<b>485</b>	<b>381</b>	<b>12</b>	<b>3</b>	<b>1,100</b>

\* Data provided from the Pretrial Information Management System.

\* A single release bond may apply to multiple cases.

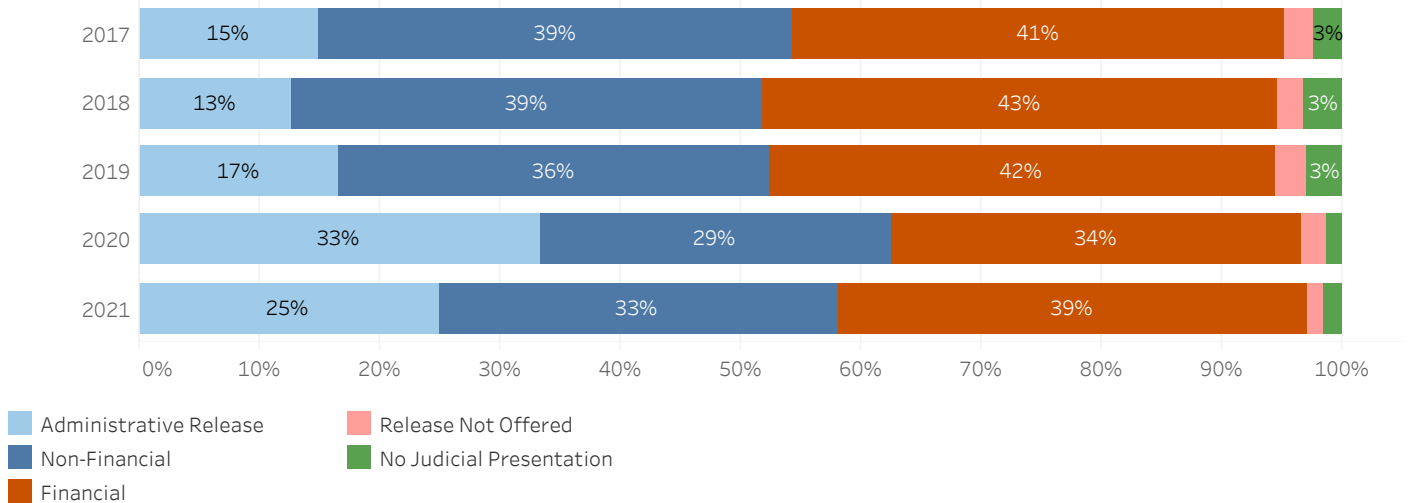
\* A single case may have multiple different bonds set over time. Only the most recent release bond is reported for each case.



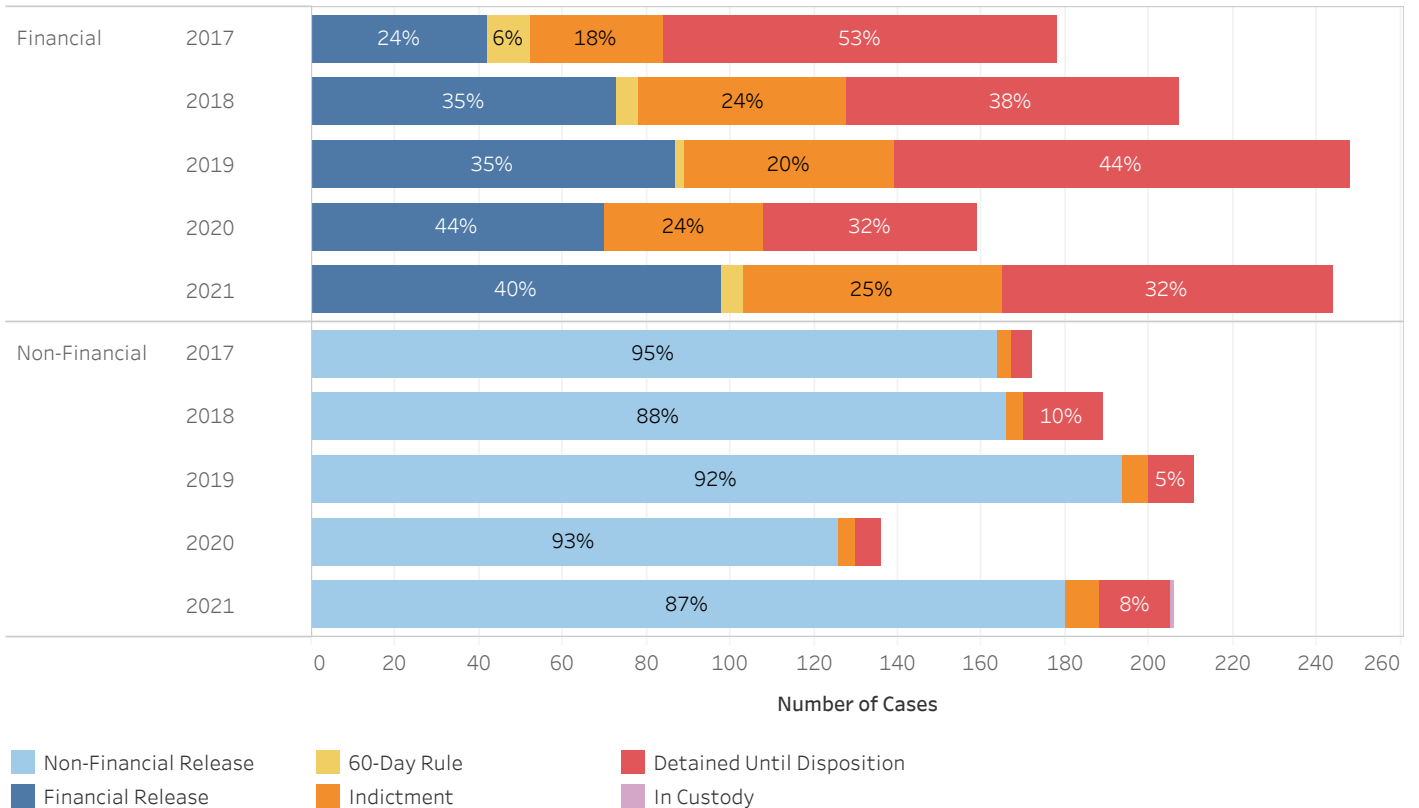
ADMINISTRATIVE OFFICE OF THE COURTS  
Research and Statistics

District Court Cases Booked CY 17-21 CASEY COUNTY

District Court Release Decision (Bond) Percentage by Year of Case Booking



Number of District Court Cases and Release Outcome for Financial and Non-Financial Bonds  
(Excludes Administrative Release, Release Not Offered, and No Judicial Presentation)



\* Data provided from the Pretrial Information Management System.

\* A single release bond may apply to multiple cases.

\* A single case may have multiple different bonds set over time. Only the most recent release bond is reported for each case.



**ADMINISTRATIVE OFFICE OF THE COURTS**  
**Research and Statistics**

19\_PINS8007

**District Court Cases Booked CY 17-21 CASEY COUNTY**

District Court Release Decision and Release Outcome by Year of Case Booking

Year of Date Booked	Release Outcome	Release Decision					Grand Total
		Administrative Release	Non-Financial	Financial	Release Not Offered	No Judicial Presentation	
2017	Administrative Release	63					63
	Non-Financial Release		164				164
	Financial Release			42			42
	60-Day Rule			10			10
	Indictment		3	32	1		36
	Detained Until Disposition	2	5	94	9	11	121
	<b>Total</b>	<b>65</b>	<b>172</b>	<b>178</b>	<b>10</b>	<b>11</b>	<b>436</b>
2018	Administrative Release	58					58
	Non-Financial Release		166				166
	Financial Release			73			73
	60-Day Rule			5			5
	Indictment		4	50			54
	Detained Until Disposition	3	19	79	10	16	127
	<b>Total</b>	<b>61</b>	<b>189</b>	<b>207</b>	<b>10</b>	<b>16</b>	<b>483</b>
2019	Administrative Release	95					95
	Non-Financial Release		194				194
	Financial Release			87			87
	60-Day Rule			2			2
	Indictment		6	50	1		57
	Detained Until Disposition	3	11	109	14	18	155
	<b>Total</b>	<b>98</b>	<b>211</b>	<b>248</b>	<b>15</b>	<b>18</b>	<b>590</b>
2020	Administrative Release	141					141
	Non-Financial Release		126				126
	Financial Release			70			70
	Indictment	9	4	38			51
	Detained Until Disposition	6	6	51	10	6	79
	<b>Total</b>	<b>156</b>	<b>136</b>	<b>159</b>	<b>10</b>	<b>6</b>	<b>467</b>
	2021	Administrative Release	145				
Non-Financial Release			180				180
Financial Release				98			98
60-Day Rule				5			5
Indictment		4	8	62	2		76
Detained Until Disposition		7	17	79	6	10	119
In Custody			1				1
<b>Total</b>		<b>156</b>	<b>206</b>	<b>244</b>	<b>8</b>	<b>10</b>	<b>624</b>

\* Data provided from the Pretrial Information Management System.

\* A single release bond may apply to multiple cases.

\* A single case may have multiple different bonds set over time. Only the most recent release bond is reported for each case.

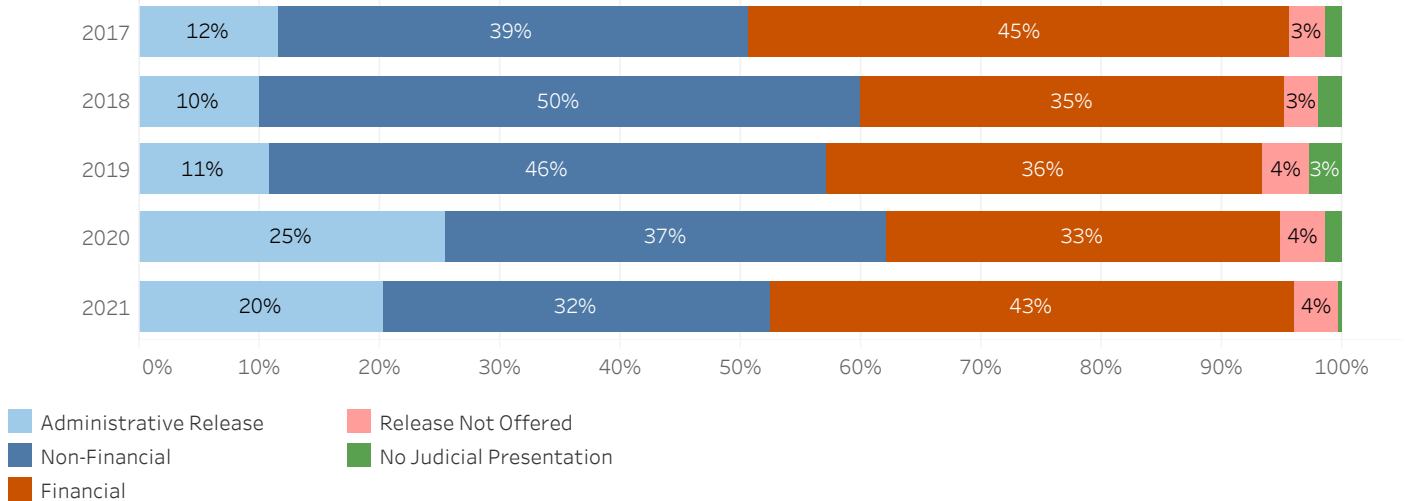


ADMINISTRATIVE OFFICE OF THE COURTS  
Research and Statistics

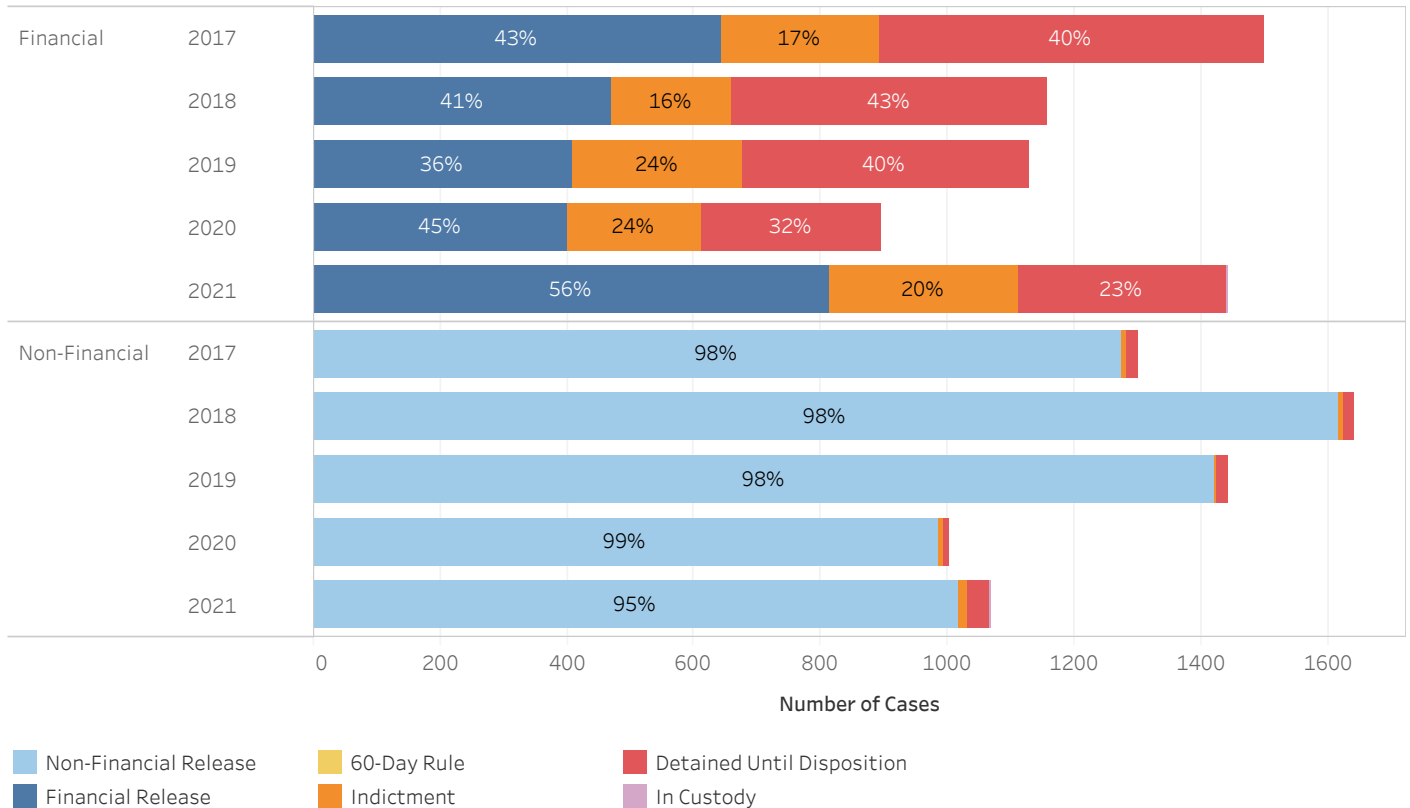
19\_PINS8007

District Court Cases Booked CY 17-21 CHRISTIAN COUNTY

District Court Release Decision (Bond) Percentage by Year of Case Booking



Number of District Court Cases and Release Outcome for Financial and Non-Financial Bonds  
(Excludes Administrative Release, Release Not Offered, and No Judicial Presentation)



\* Data provided from the Pretrial Information Management System.

\* A single release bond may apply to multiple cases.

\* A single case may have multiple different bonds set over time. Only the most recent release bond is reported for each case.



**ADMINISTRATIVE OFFICE OF THE COURTS**  
**Research and Statistics**

19\_PINS8007

**District Court Cases Booked CY 17-21 CHRISTIAN COUNTY**

District Court Release Decision and Release Outcome by Year of Case Booking

Year of Date Booked	Release Outcome	Release Decision					Grand Total
		Administrative Release	Non-Financial	Financial	Release Not Offered	No Judicial Presentation	
2017	Administrative Release	386					386
	Non-Financial Release		1,275				1,275
	Financial Release			644			644
	Indictment		8	249			257
	Detained Until Disposition		19	607	100	47	773
	<b>Total</b>	<b>386</b>	<b>1,302</b>	<b>1,500</b>	<b>100</b>	<b>47</b>	<b>3,335</b>
2018	Administrative Release	323					323
	Non-Financial Release		1,616				1,616
	Financial Release			470			470
	Indictment		8	189		1	198
	Detained Until Disposition	4	17	499	94	64	678
	<b>Total</b>	<b>327</b>	<b>1,641</b>	<b>1,158</b>	<b>94</b>	<b>65</b>	<b>3,285</b>
2019	Administrative Release	336					336
	Non-Financial Release		1,421				1,421
	Financial Release			408			408
	Indictment		4	269			273
	Detained Until Disposition	3	18	452	124	85	682
	<b>Total</b>	<b>339</b>	<b>1,443</b>	<b>1,129</b>	<b>124</b>	<b>85</b>	<b>3,120</b>
2020	Administrative Release	659					659
	Non-Financial Release		987				987
	Financial Release			400			400
	Indictment	14	6	212			232
	Detained Until Disposition	25	9	284	102	40	460
	<b>Total</b>	<b>698</b>	<b>1,002</b>	<b>896</b>	<b>102</b>	<b>40</b>	<b>2,738</b>
2021	Administrative Release	646					646
	Non-Financial Release		1,019				1,019
	Financial Release			814			814
	60-Day Rule			2			2
	Indictment	12	12	295			319
	Detained Until Disposition	15	36	329	122	12	514
	In Custody		2	1	1		4
	<b>Total</b>	<b>673</b>	<b>1,069</b>	<b>1,441</b>	<b>123</b>	<b>12</b>	<b>3,318</b>

\* Data provided from the Pretrial Information Management System.

\* A single release bond may apply to multiple cases.

\* A single case may have multiple different bonds set over time. Only the most recent release bond is reported for each case.

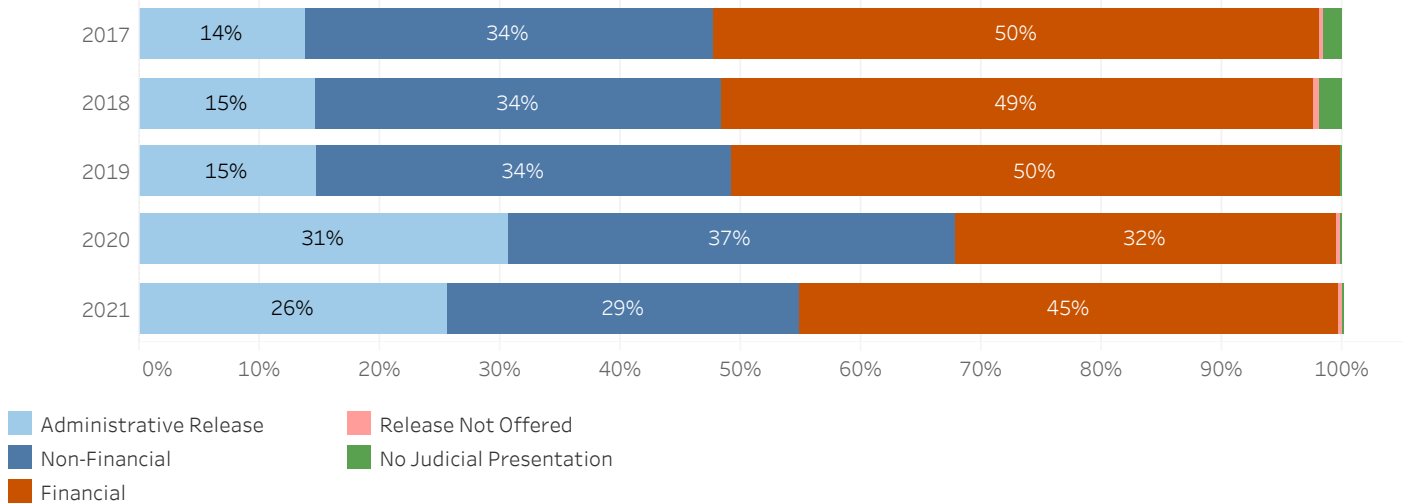


ADMINISTRATIVE OFFICE OF THE COURTS  
Research and Statistics

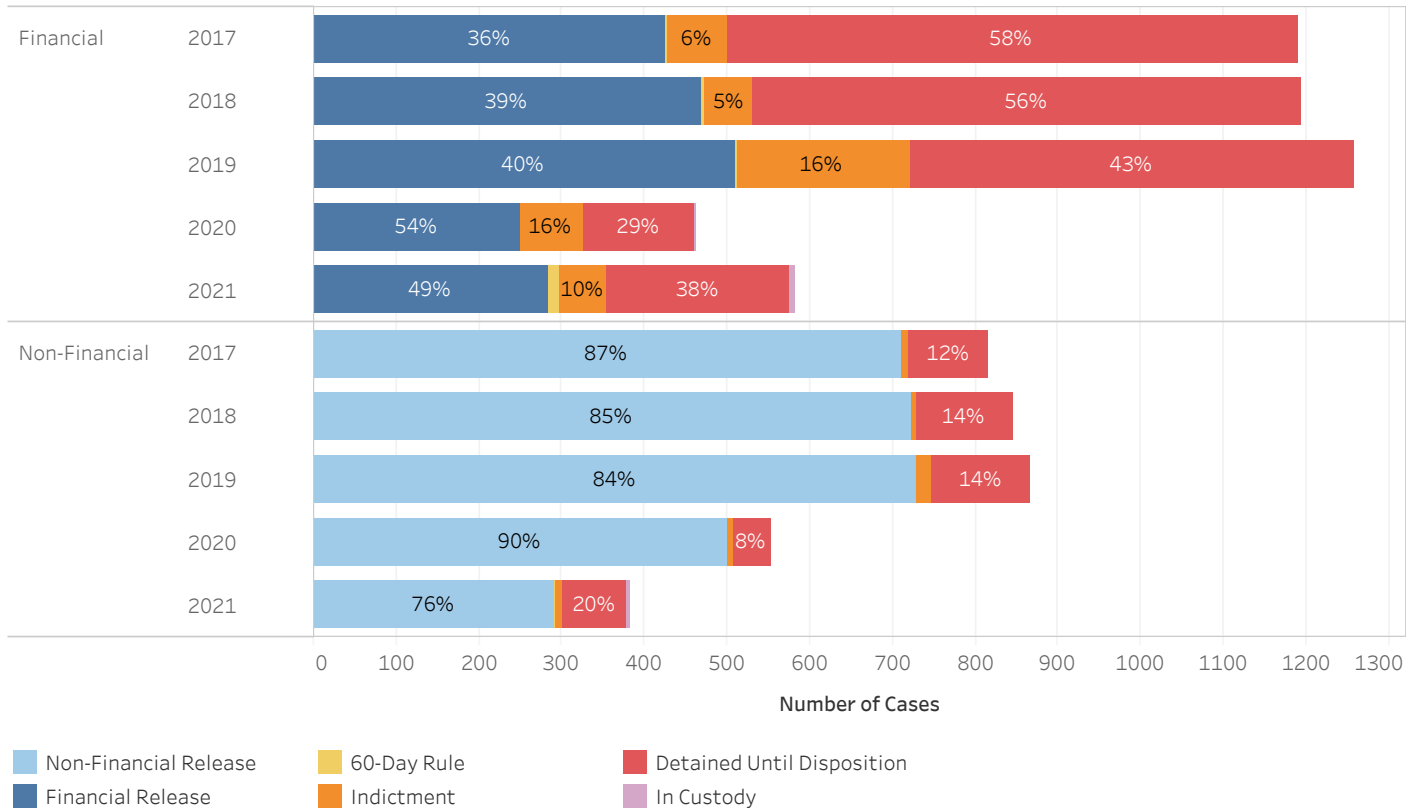
19\_PINS8007

District Court Cases Booked CY 17-21 CLARK COUNTY

District Court Release Decision (Bond) Percentage by Year of Case Booking



Number of District Court Cases and Release Outcome for Financial and Non-Financial Bonds  
(Excludes Administrative Release, Release Not Offered, and No Judicial Presentation)



\* Data provided from the Pretrial Information Management System.

\* A single release bond may apply to multiple cases.

\* A single case may have multiple different bonds set over time. Only the most recent release bond is reported for each case.



**ADMINISTRATIVE OFFICE OF THE COURTS**  
**Research and Statistics**

19\_PINS8007

**District Court Cases Booked CY 17-21 CLARK COUNTY**

District Court Release Decision and Release Outcome by Year of Case Booking

Year of Date Booked	Release Outcome	Release Decision					Grand Total
		Administrative Release	Non-Financial	Financial	Release Not Offered	No Judicial Presentation	
2017	Administrative Release	332					332
	Non-Financial Release		711				711
	Financial Release			426			426
	60-Day Rule			2			2
	Indictment		7	72		1	80
	Detained Until Disposition	1	98	690	9	36	834
	<b>Total</b>	<b>333</b>	<b>816</b>	<b>1,190</b>	<b>9</b>	<b>37</b>	<b>2,385</b>
2018	Administrative Release	361					361
	Non-Financial Release		722				722
	Financial Release			470			470
	60-Day Rule			4			4
	Indictment		8	57	1		66
	Detained Until Disposition	6	115	664	13	49	847
	<b>Total</b>	<b>367</b>	<b>845</b>	<b>1,195</b>	<b>14</b>	<b>49</b>	<b>2,470</b>
2019	Administrative Release	370					370
	Non-Financial Release		730				730
	Financial Release			509			509
	60-Day Rule			4			4
	Indictment		17	207			224
	Detained Until Disposition	3	120	538	1	2	664
	<b>Total</b>	<b>373</b>	<b>867</b>	<b>1,258</b>	<b>1</b>	<b>2</b>	<b>2,501</b>
2020	Administrative Release	439					439
	Non-Financial Release		499				499
	Financial Release			250			250
	Indictment	9	9	76			94
	Detained Until Disposition	12	44	135	4	3	198
	In Custody			1			1
	<b>Total</b>	<b>460</b>	<b>552</b>	<b>462</b>	<b>4</b>	<b>3</b>	<b>1,481</b>
2021	Administrative Release	313					313
	Non-Financial Release		291				291
	Financial Release			285			285
	60-Day Rule		2	11			13
	Indictment	3	8	59			70
	Detained Until Disposition	16	77	221	3	1	318
	<b>Total</b>	<b>334</b>	<b>383</b>	<b>582</b>	<b>3</b>	<b>1</b>	<b>1,303</b>

\* Data provided from the Pretrial Information Management System.

\* A single release bond may apply to multiple cases.

\* A single case may have multiple different bonds set over time. Only the most recent release bond is reported for each case.

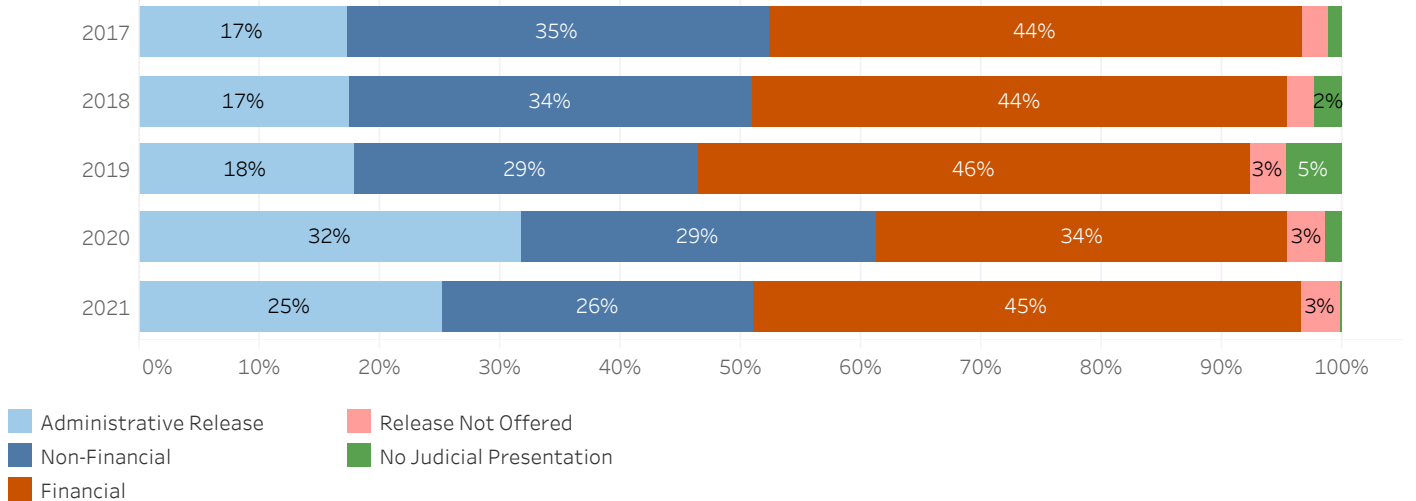


ADMINISTRATIVE OFFICE OF THE COURTS  
Research and Statistics

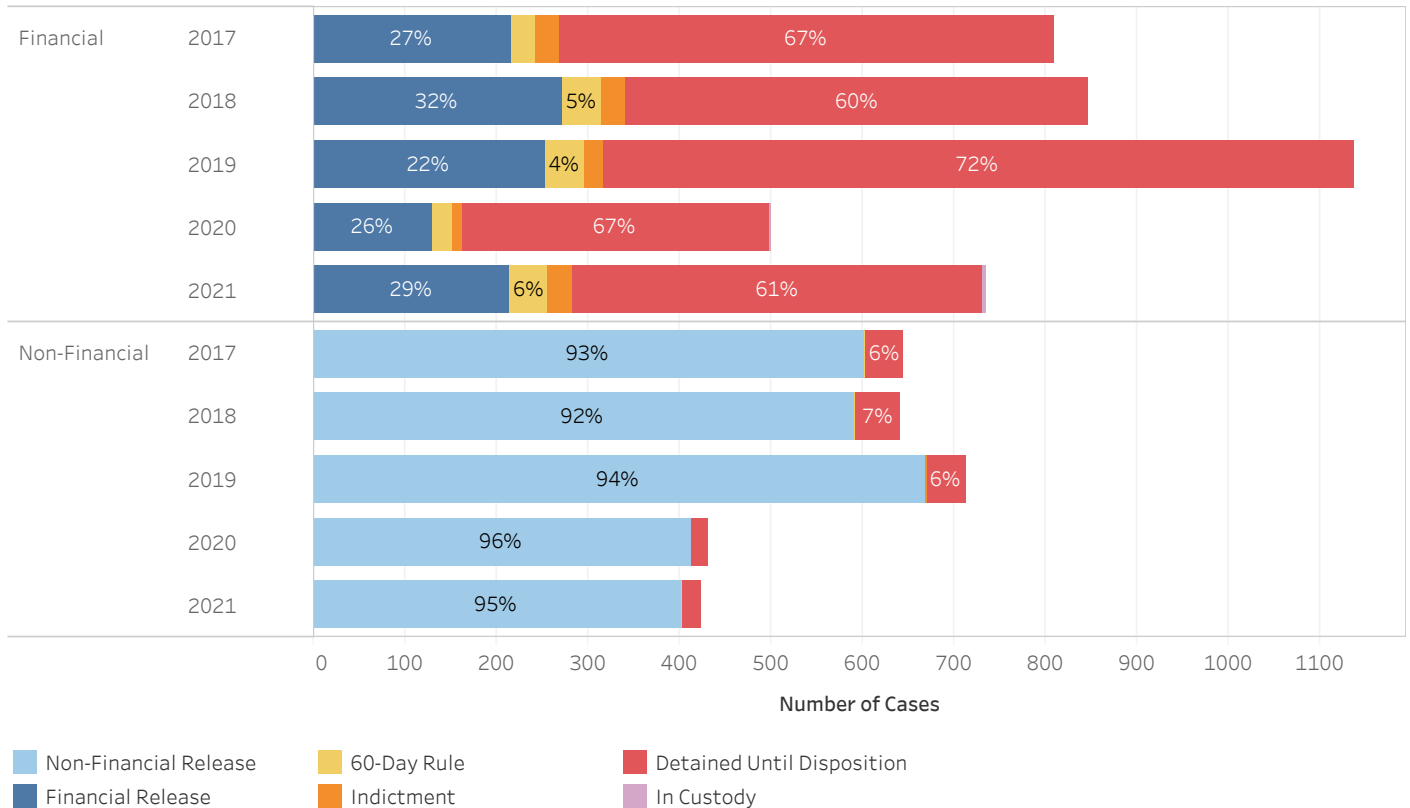
19\_PINS8007

District Court Cases Booked CY 17-21 CLAY COUNTY

District Court Release Decision (Bond) Percentage by Year of Case Booking



Number of District Court Cases and Release Outcome for Financial and Non-Financial Bonds  
(Excludes Administrative Release, Release Not Offered, and No Judicial Presentation)



\* Data provided from the Pretrial Information Management System.

\* A single release bond may apply to multiple cases.

\* A single case may have multiple different bonds set over time. Only the most recent release bond is reported for each case.





**ADMINISTRATIVE OFFICE OF THE COURTS**  
**Research and Statistics**

19\_PINS8007

**District Court Cases Booked CY 17-21 CLAY COUNTY**

District Court Release Decision and Release Outcome by Year of Case Booking

Year of Date Booked	Release Outcome	Release Decision					Grand Total
		Administrative Release	Non-Financial	Financial	Release Not Offered	No Judicial Presentation	
2017	Administrative Release	314					314
	Non-Financial Release		603				603
	Financial Release			216			216
	60-Day Rule		1	27			28
	Indictment			25	1	1	27
	Detained Until Disposition	6	41	542	37	21	647
	<b>Total</b>	<b>320</b>	<b>645</b>	<b>810</b>	<b>38</b>	<b>22</b>	<b>1,835</b>
2018	Administrative Release	314					314
	Non-Financial Release		591				591
	Financial Release			272			272
	60-Day Rule		1	43			44
	Indictment		1	25			26
	Detained Until Disposition	21	48	507	42	45	663
	<b>Total</b>	<b>335</b>	<b>641</b>	<b>847</b>	<b>42</b>	<b>45</b>	<b>1,910</b>
2019	Administrative Release	418					418
	Non-Financial Release		669				669
	Financial Release			253			253
	60-Day Rule			43	1		44
	Indictment		2	21			23
	Detained Until Disposition	27	43	821	72	116	1,079
	<b>Total</b>	<b>445</b>	<b>714</b>	<b>1,138</b>	<b>73</b>	<b>116</b>	<b>2,486</b>
2020	Administrative Release	435					435
	Non-Financial Release		413				413
	Financial Release			130			130
	60-Day Rule		1	22			23
	Indictment			11			11
	Detained Until Disposition	32	18	335	45	22	452
	In Custody			1			1
<b>Total</b>	<b>467</b>	<b>432</b>	<b>499</b>	<b>45</b>	<b>22</b>	<b>1,465</b>	
2021	Administrative Release	390					390
	Non-Financial Release		402				402
	Financial Release			214			214
	60-Day Rule		1	42			43
	Indictment		1	27			28
	Detained Until Disposition	21	21	449	51	3	545
	In Custody			3			3
<b>Total</b>	<b>411</b>	<b>425</b>	<b>735</b>	<b>51</b>	<b>3</b>	<b>1,625</b>	

\* Data provided from the Pretrial Information Management System.

\* A single release bond may apply to multiple cases.

\* A single case may have multiple different bonds set over time. Only the most recent release bond is reported for each case.

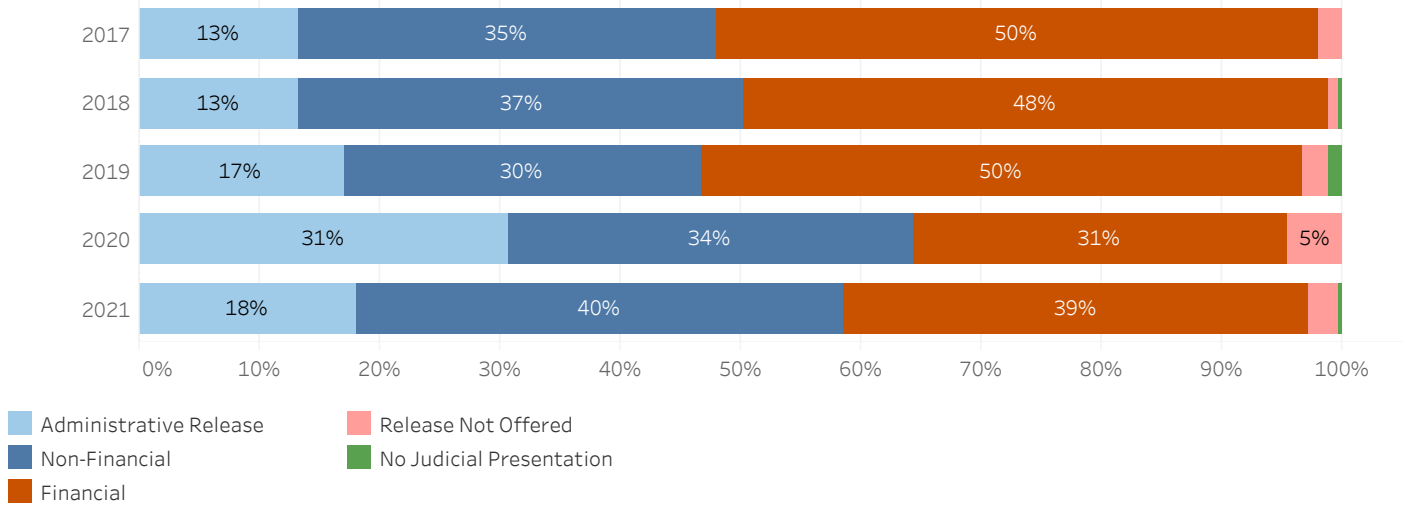


ADMINISTRATIVE OFFICE OF THE COURTS  
Research and Statistics

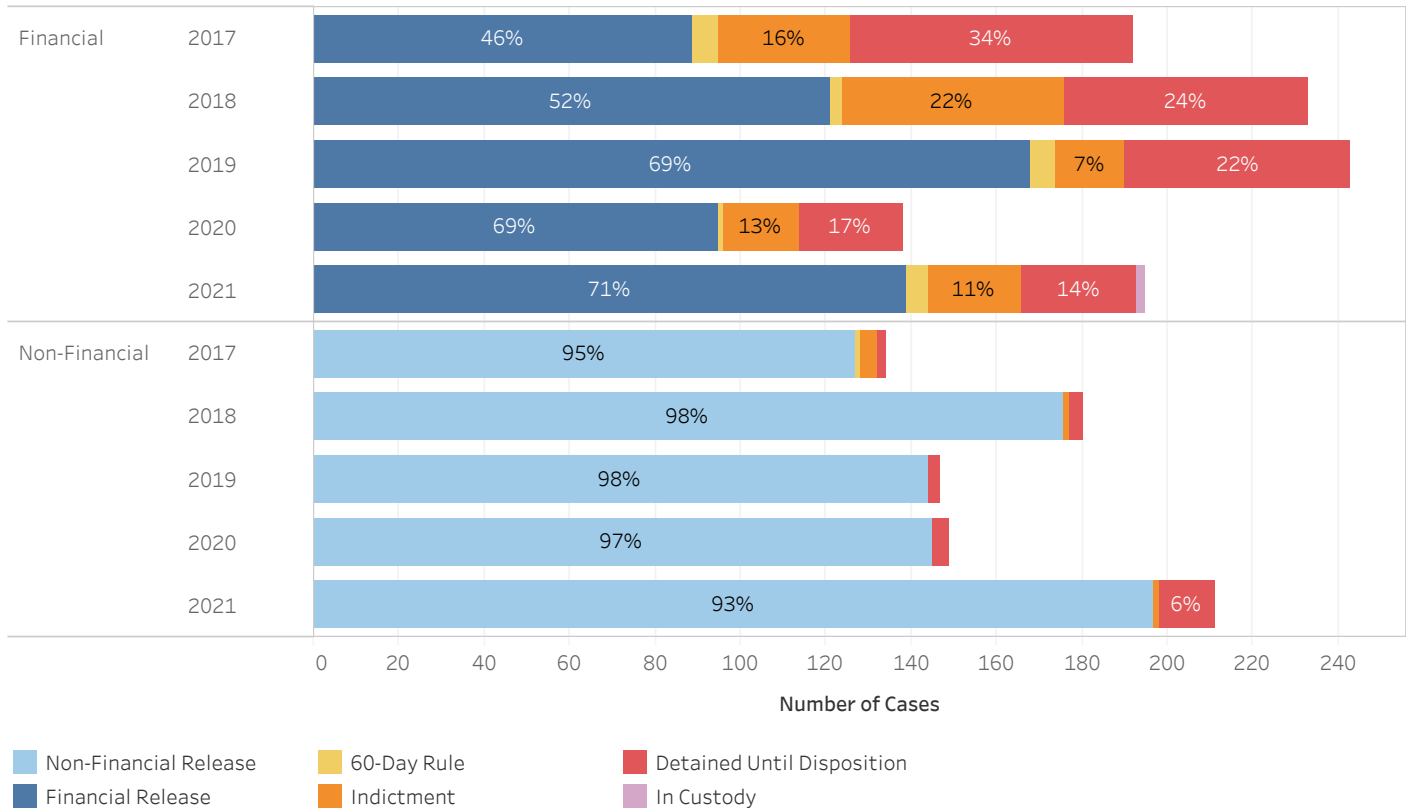
19\_PINS8007

District Court Cases Booked CY 17-21 CLINTON COUNTY

District Court Release Decision (Bond) Percentage by Year of Case Booking



Number of District Court Cases and Release Outcome for Financial and Non-Financial Bonds  
(Excludes Administrative Release, Release Not Offered, and No Judicial Presentation)



\* Data provided from the Pretrial Information Management System.

\* A single release bond may apply to multiple cases.

\* A single case may have multiple different bonds set over time. Only the most recent release bond is reported for each case.



**ADMINISTRATIVE OFFICE OF THE COURTS**  
**Research and Statistics**

19\_PINS8007

**District Court Cases Booked CY 17-21 CLINTON COUNTY**

District Court Release Decision and Release Outcome by Year of Case Booking

Year of Date Booked	Release Outcome	Release Decision					Grand Total
		Administrative Release	Non-Financial	Financial	Release Not Offered	No Judicial Presentation	
2017	Administrative Release	51					51
	Non-Financial Release		127				127
	Financial Release			89			89
	60-Day Rule		1	6			7
	Indictment		4	31	1		36
	Detained Until Disposition		2	66	7		75
	<b>Total</b>		<b>51</b>	<b>134</b>	<b>192</b>	<b>8</b>	
2018	Administrative Release	64					64
	Non-Financial Release		176				176
	Financial Release			121			121
	60-Day Rule			3			3
	Indictment		1	52	1		54
	Detained Until Disposition		3	57	3	2	65
	<b>Total</b>		<b>64</b>	<b>180</b>	<b>233</b>	<b>4</b>	<b>2</b>
2019	Administrative Release	82					82
	Non-Financial Release		144				144
	Financial Release			168			168
	60-Day Rule			6			6
	Indictment			16			16
	Detained Until Disposition	2	3	53	9	6	73
	<b>Total</b>	<b>84</b>	<b>147</b>	<b>243</b>	<b>9</b>	<b>6</b>	<b>489</b>
2020	Administrative Release	134					134
	Non-Financial Release		145				145
	Financial Release			95			95
	60-Day Rule			1	2		3
	Indictment	1		18	1		20
	Detained Until Disposition	1	4	24	17		46
	<b>Total</b>	<b>136</b>	<b>149</b>	<b>138</b>	<b>20</b>		<b>443</b>
2021	Administrative Release	91					91
	Non-Financial Release		197				197
	Financial Release			139			139
	60-Day Rule			5			5
	Indictment		1	22			23
	Detained Until Disposition	3	13	27	13	1	57
	In Custody			2			2
	<b>Total</b>	<b>94</b>	<b>211</b>	<b>195</b>	<b>13</b>	<b>1</b>	<b>514</b>

\* Data provided from the Pretrial Information Management System.

\* A single release bond may apply to multiple cases.

\* A single case may have multiple different bonds set over time. Only the most recent release bond is reported for each case.

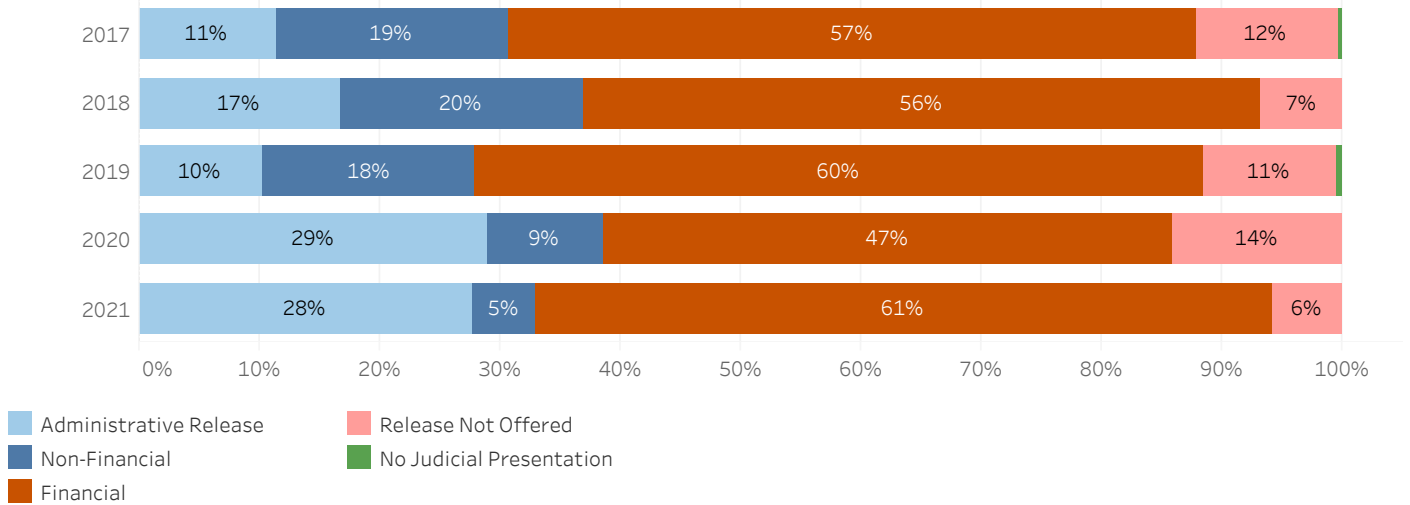


ADMINISTRATIVE OFFICE OF THE COURTS  
Research and Statistics

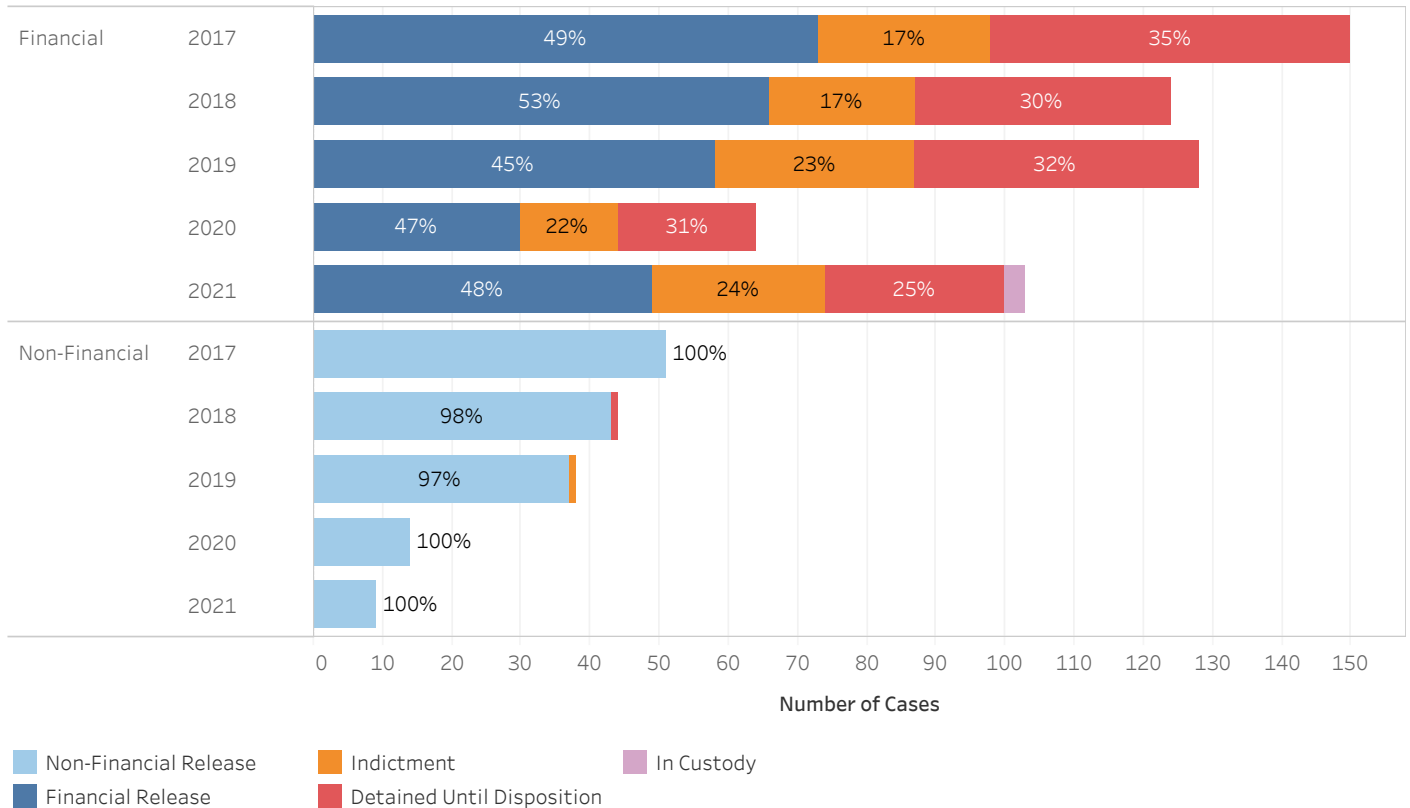
19\_PINS8007

District Court Cases Booked CY 17-21 CRITTENDEN COUNTY

District Court Release Decision (Bond) Percentage by Year of Case Booking



Number of District Court Cases and Release Outcome for Financial and Non-Financial Bonds  
(Excludes Administrative Release, Release Not Offered, and No Judicial Presentation)



\* Data provided from the Pretrial Information Management System.

\* A single release bond may apply to multiple cases.

\* A single case may have multiple different bonds set over time. Only the most recent release bond is reported for each case.



**ADMINISTRATIVE OFFICE OF THE COURTS  
Research and Statistics**

19\_PINS8007

**District Court Cases Booked CY 17-21 CRITTENDEN COUNTY**

District Court Release Decision and Release Outcome by Year of Case Booking

Year of Date Booked	Release Outcome	Release Decision					Grand Total
		Administrative Release	Non-Financial	Financial	Release Not Offered	No Judicial Presentation	
2017	Administrative Release	29					29
	Non-Financial Release		51				51
	Financial Release			73			73
	Indictment			25	4		29
	Detained Until Disposition	1		52	27	1	81
	<b>Total</b>	<b>30</b>	<b>51</b>	<b>150</b>	<b>31</b>	<b>1</b>	<b>263</b>
2018	Administrative Release	31					31
	Non-Financial Release		43				43
	Financial Release			66			66
	Indictment			21			21
	Detained Until Disposition	6	1	37	15		59
	<b>Total</b>	<b>37</b>	<b>44</b>	<b>124</b>	<b>15</b>		<b>220</b>
2019	Administrative Release	22					22
	Non-Financial Release		37				37
	Financial Release			58			58
	Indictment		1	29	2		32
	Detained Until Disposition			41	22	1	64
	<b>Total</b>	<b>22</b>	<b>38</b>	<b>128</b>	<b>24</b>	<b>1</b>	<b>213</b>
2020	Administrative Release	41					41
	Non-Financial Release		14				14
	Financial Release			30			30
	Indictment	1		14	1		16
	Detained Until Disposition	1		20	17		38
	<b>Total</b>	<b>43</b>	<b>14</b>	<b>64</b>	<b>18</b>		<b>139</b>
2021	Administrative Release	42					42
	Non-Financial Release		9				9
	Financial Release			49			49
	Indictment			25	1		26
	Detained Until Disposition	6		26	9		41
	In Custody			3			3
	<b>Total</b>	<b>48</b>	<b>9</b>	<b>103</b>	<b>10</b>		<b>170</b>

\* Data provided from the Pretrial Information Management System.

\* A single release bond may apply to multiple cases.

\* A single case may have multiple different bonds set over time. Only the most recent release bond is reported for each case.

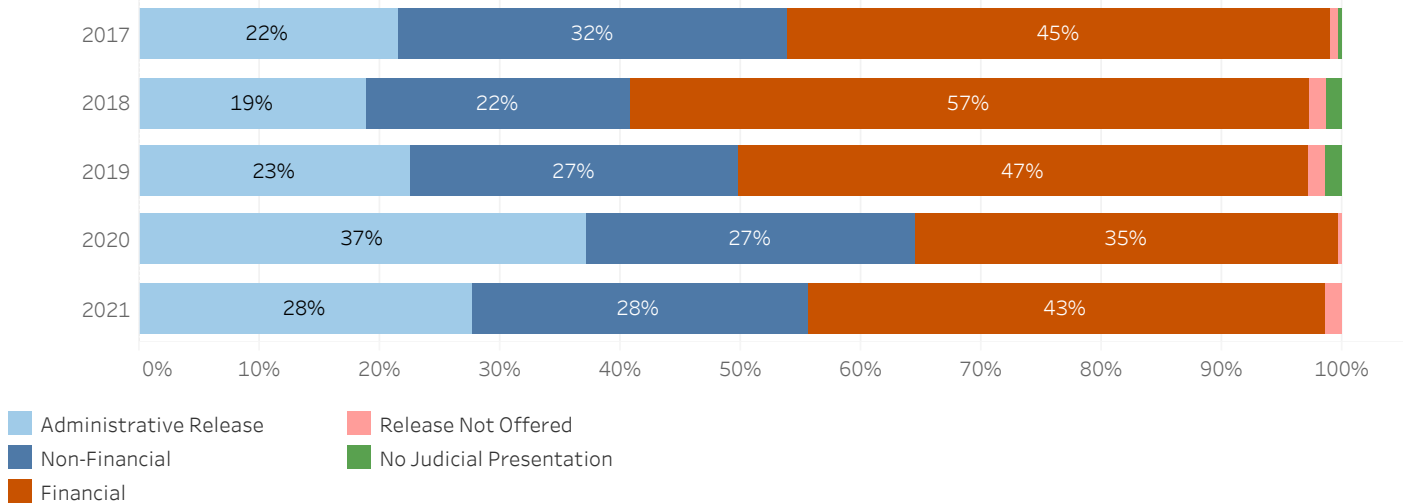


ADMINISTRATIVE OFFICE OF THE COURTS  
Research and Statistics

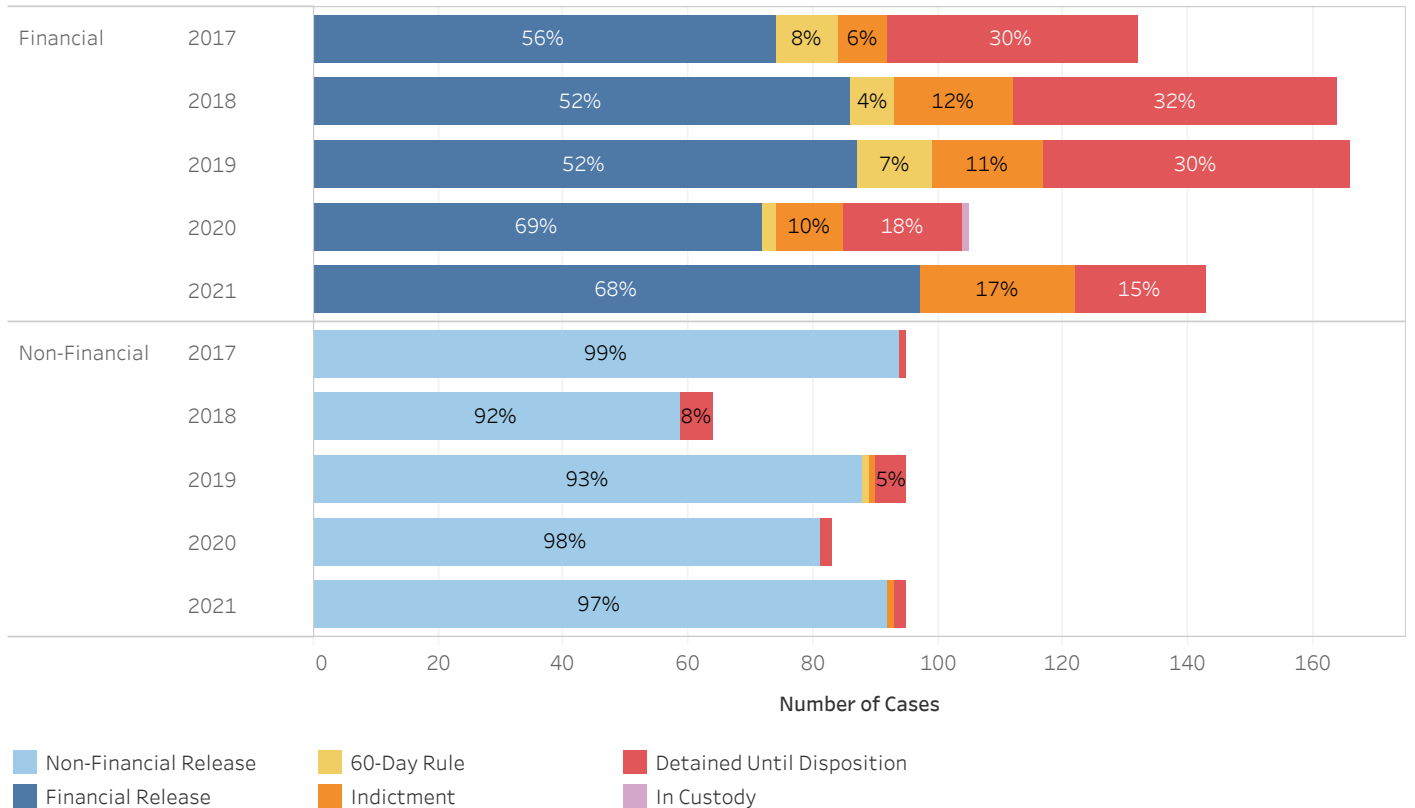
19\_PINS8007

District Court Cases Booked CY 17-21 CUMBERLAND COUNTY

District Court Release Decision (Bond) Percentage by Year of Case Booking



Number of District Court Cases and Release Outcome for Financial and Non-Financial Bonds  
(Excludes Administrative Release, Release Not Offered, and No Judicial Presentation)



\* Data provided from the Pretrial Information Management System.

\* A single release bond may apply to multiple cases.

\* A single case may have multiple different bonds set over time. Only the most recent release bond is reported for each case.



**ADMINISTRATIVE OFFICE OF THE COURTS  
Research and Statistics**

19\_PINS8007

**District Court Cases Booked CY 17-21 CUMBERLAND COUNTY**

District Court Release Decision and Release Outcome by Year of Case Booking

Year of Date Booked	Release Outcome	Release Decision					Grand Total
		Administrative Release	Non-Financial	Financial	Release Not Offered	No Judicial Presentation	
2017	Administrative Release	61					61
	Non-Financial Release		94				94
	Financial Release			74			74
	60-Day Rule			10			10
	Indictment			8	1		9
	Detained Until Disposition	2	1	40	1	1	45
	<b>Total</b>	<b>63</b>	<b>95</b>	<b>132</b>	<b>2</b>	<b>1</b>	<b>293</b>
2018	Administrative Release	55					55
	Non-Financial Release		59				59
	Financial Release			86			86
	60-Day Rule			7			7
	Indictment			19			19
	Detained Until Disposition		5	52	4	3	64
	<b>Total</b>	<b>55</b>	<b>64</b>	<b>164</b>	<b>4</b>	<b>3</b>	<b>290</b>
2019	Administrative Release	76					76
	Non-Financial Release		88				88
	Financial Release			87			87
	60-Day Rule		1	12			13
	Indictment		1	18			19
	Detained Until Disposition	3	5	49	5	5	67
	<b>Total</b>	<b>79</b>	<b>95</b>	<b>166</b>	<b>5</b>	<b>5</b>	<b>350</b>
2020	Administrative Release	111					111
	Non-Financial Release		81				81
	Financial Release			72			72
	60-Day Rule			2			2
	Indictment			11			11
	Detained Until Disposition	2	2	19	1		24
	In Custody			1			1
<b>Total</b>	<b>113</b>	<b>83</b>	<b>105</b>	<b>1</b>		<b>302</b>	
2021	Administrative Release	93					93
	Non-Financial Release		92				92
	Financial Release			97			97
	Indictment		1	25			26
	Detained Until Disposition	2	2	21	5		30
	<b>Total</b>	<b>95</b>	<b>95</b>	<b>143</b>	<b>5</b>		<b>338</b>

\* Data provided from the Pretrial Information Management System.

\* A single release bond may apply to multiple cases.

\* A single case may have multiple different bonds set over time. Only the most recent release bond is reported for each case.

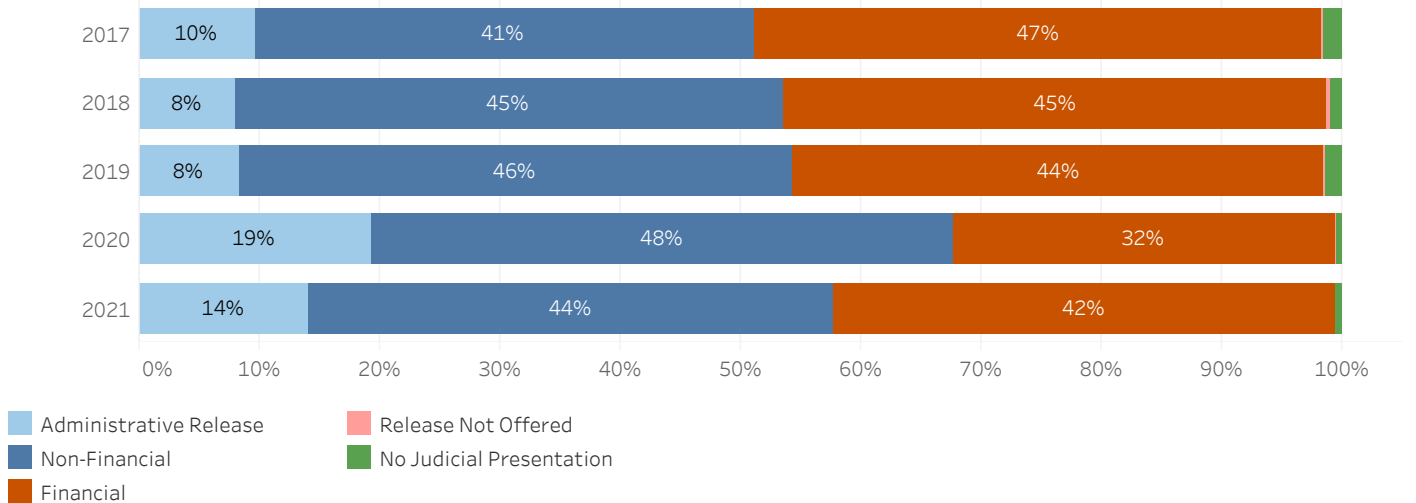


ADMINISTRATIVE OFFICE OF THE COURTS  
Research and Statistics

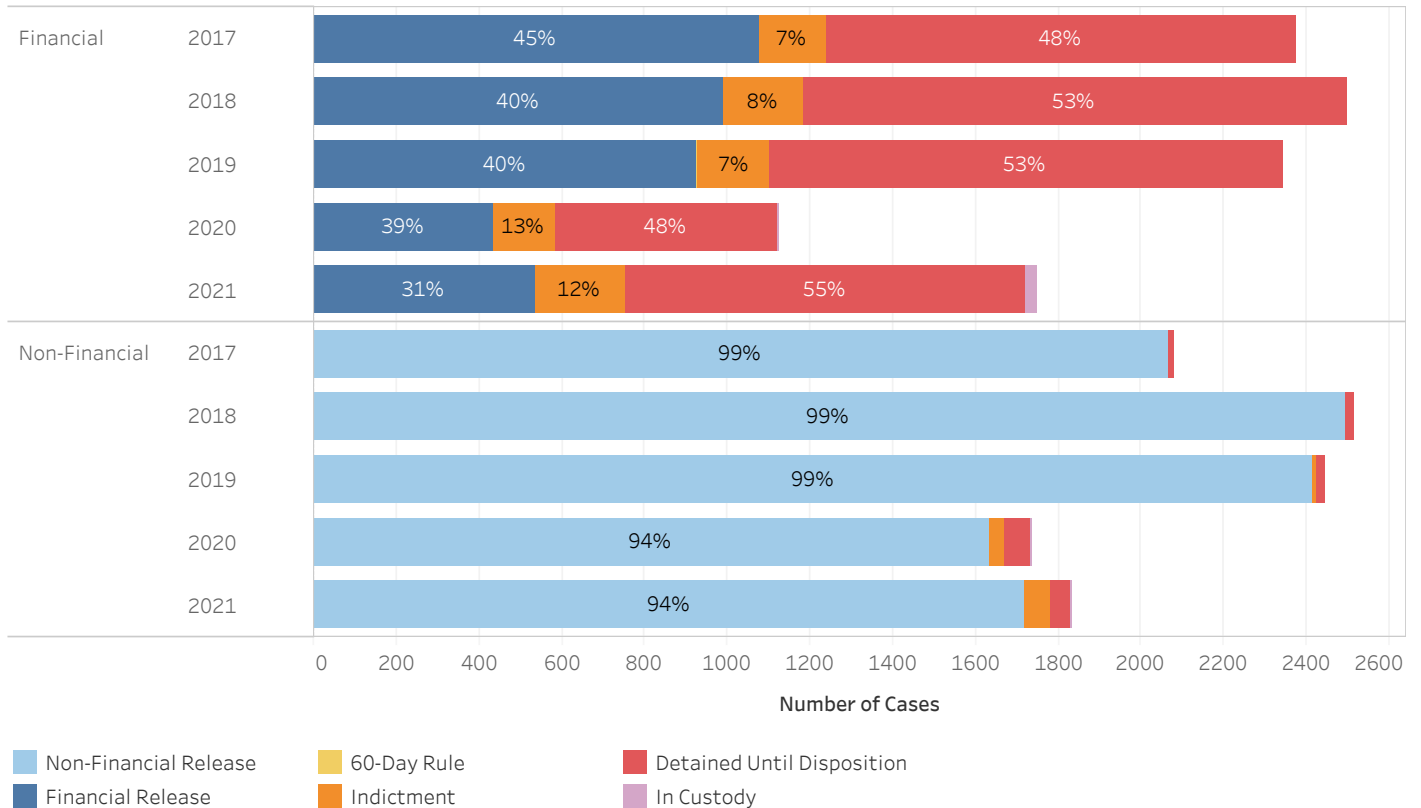
19\_PINS8007

District Court Cases Booked CY 17-21 DAVIESS COUNTY

District Court Release Decision (Bond) Percentage by Year of Case Booking



Number of District Court Cases and Release Outcome for Financial and Non-Financial Bonds  
(Excludes Administrative Release, Release Not Offered, and No Judicial Presentation)



\* Data provided from the Pretrial Information Management System.

\* A single release bond may apply to multiple cases.

\* A single case may have multiple different bonds set over time. Only the most recent release bond is reported for each case.





**ADMINISTRATIVE OFFICE OF THE COURTS  
Research and Statistics**

19\_PINS8007

**District Court Cases Booked CY 17-21 DAVIESS COUNTY**

District Court Release Decision and Release Outcome by Year of Case Booking

Year of Date Booked	Release Outcome	Release Decision					Grand Total
		Administrative Release	Non-Financial	Financial	Release Not Offered	No Judicial Presentation	
2017	Administrative Release	490					490
	Non-Financial Release		2,066				2,066
	Financial Release			1,078			1,078
	Indictment		3	161	2		166
	Detained Until Disposition	2	12	1,134		83	1,231
	<b>Total</b>	<b>492</b>	<b>2,081</b>	<b>2,373</b>	<b>2</b>	<b>83</b>	<b>5,031</b>
2018	Administrative Release	440					440
	Non-Financial Release		2,495				2,495
	Financial Release			989			989
	Indictment			193	4		197
	Detained Until Disposition		20	1,315	5	62	1,402
	<b>Total</b>	<b>440</b>	<b>2,515</b>	<b>2,497</b>	<b>9</b>	<b>62</b>	<b>5,523</b>
2019	Administrative Release	442					442
	Non-Financial Release		2,417				2,417
	Financial Release			927			927
	60-Day Rule			1			1
	Indictment		6	173	3		182
	Detained Until Disposition	1	20	1,240	1	79	1,341
<b>Total</b>	<b>443</b>	<b>2,443</b>	<b>2,341</b>	<b>4</b>	<b>79</b>	<b>5,310</b>	
2020	Administrative Release	670					670
	Non-Financial Release		1,635				1,635
	Financial Release			436			436
	Indictment	1	37	151	1		190
	Detained Until Disposition	19	58	536	3	18	634
	In Custody		1	5			6
<b>Total</b>	<b>690</b>	<b>1,731</b>	<b>1,128</b>	<b>4</b>	<b>18</b>	<b>3,571</b>	
2021	Administrative Release	573					573
	Non-Financial Release		1,719				1,719
	Financial Release			537			537
	60-Day Rule			1			1
	Indictment	2	63	216			281
	Detained Until Disposition	17	47	966	2	25	1,057
In Custody	1	7	27			35	
<b>Total</b>	<b>593</b>	<b>1,836</b>	<b>1,747</b>	<b>2</b>	<b>25</b>	<b>4,203</b>	

\* Data provided from the Pretrial Information Management System.

\* A single release bond may apply to multiple cases.

\* A single case may have multiple different bonds set over time. Only the most recent release bond is reported for each case.

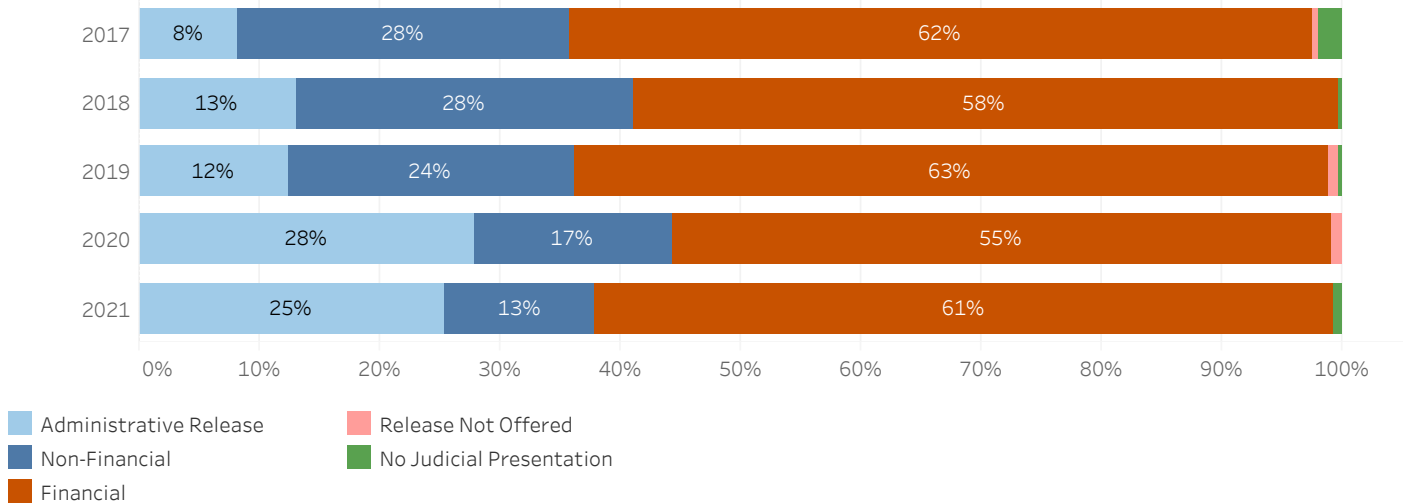


ADMINISTRATIVE OFFICE OF THE COURTS  
Research and Statistics

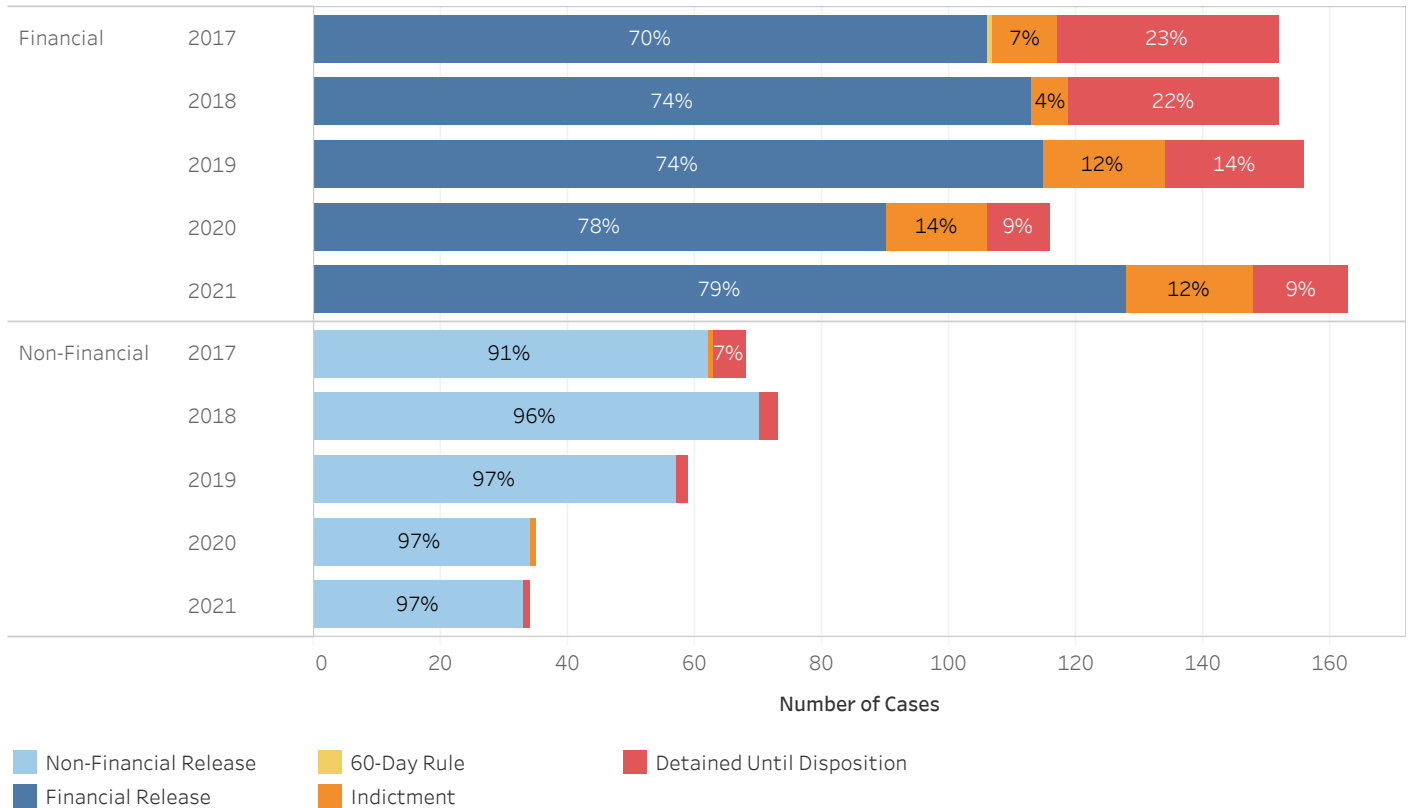
19\_PINS8007

District Court Cases Booked CY 17-21 EDMONSON COUNTY

District Court Release Decision (Bond) Percentage by Year of Case Booking



Number of District Court Cases and Release Outcome for Financial and Non-Financial Bonds  
(Excludes Administrative Release, Release Not Offered, and No Judicial Presentation)



\* Data provided from the Pretrial Information Management System.

\* A single release bond may apply to multiple cases.

\* A single case may have multiple different bonds set over time. Only the most recent release bond is reported for each case.



**ADMINISTRATIVE OFFICE OF THE COURTS  
Research and Statistics**

19\_PINS8007

**District Court Cases Booked CY 17-21 EDMONSON COUNTY**

District Court Release Decision and Release Outcome by Year of Case Booking

Year of Date Booked	Release Outcome	Release Decision					Grand Total
		Administrative Release	Non-Financial	Financial	Release Not Offered	No Judicial Presentation	
2017	Administrative Release	20					20
	Non-Financial Release		62				62
	Financial Release			106			106
	60-Day Rule			1			1
	Indictment		1	10			11
	Detained Until Disposition		5	35	1	5	46
	<b>Total</b>		<b>20</b>	<b>68</b>	<b>152</b>	<b>1</b>	<b>5</b>
2018	Administrative Release	34					34
	Non-Financial Release		70				70
	Financial Release			113			113
	Indictment			6			6
	Detained Until Disposition		3	33		1	37
	<b>Total</b>		<b>34</b>	<b>73</b>	<b>152</b>		<b>1</b>
2019	Administrative Release	29					29
	Non-Financial Release		57				57
	Financial Release			115			115
	Indictment			19			19
	Detained Until Disposition	2	2	22	2	1	29
	<b>Total</b>		<b>31</b>	<b>59</b>	<b>156</b>	<b>2</b>	<b>1</b>
2020	Administrative Release	59					59
	Non-Financial Release		34				34
	Financial Release			90			90
	Indictment		1	16			17
	Detained Until Disposition			10	2		12
	<b>Total</b>		<b>59</b>	<b>35</b>	<b>116</b>	<b>2</b>	
2021	Administrative Release	64					64
	Non-Financial Release		33				33
	Financial Release			128			128
	Indictment	3		20			23
	Detained Until Disposition	1	1	15		2	19
	<b>Total</b>		<b>68</b>	<b>34</b>	<b>163</b>		<b>2</b>

\* Data provided from the Pretrial Information Management System.

\* A single release bond may apply to multiple cases.

\* A single case may have multiple different bonds set over time. Only the most recent release bond is reported for each case.

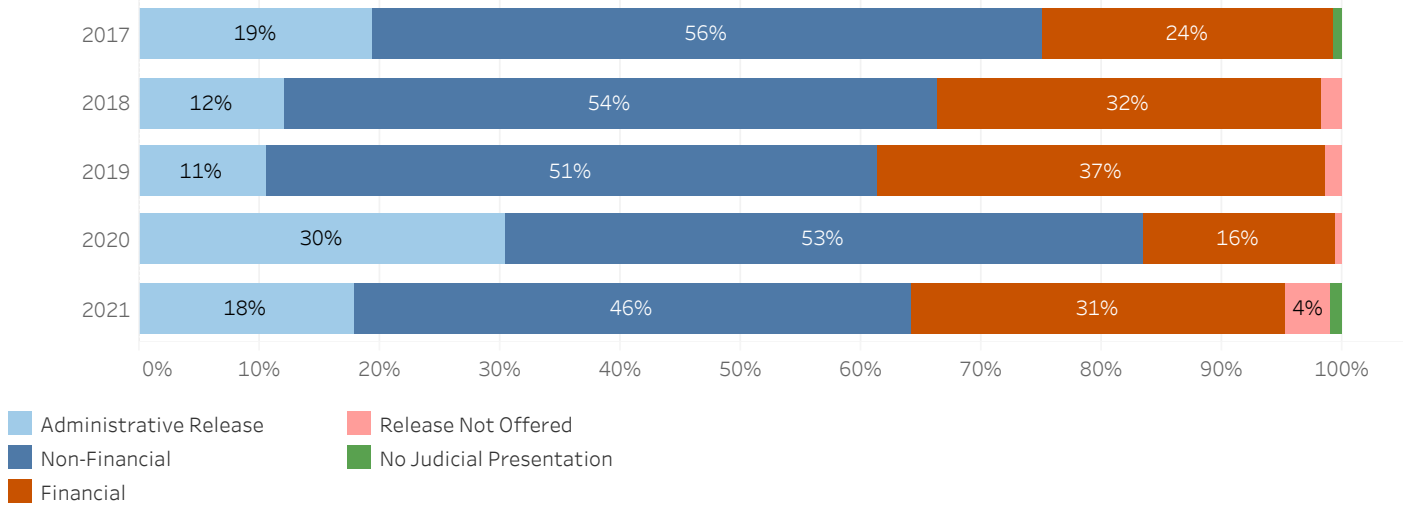


ADMINISTRATIVE OFFICE OF THE COURTS  
Research and Statistics

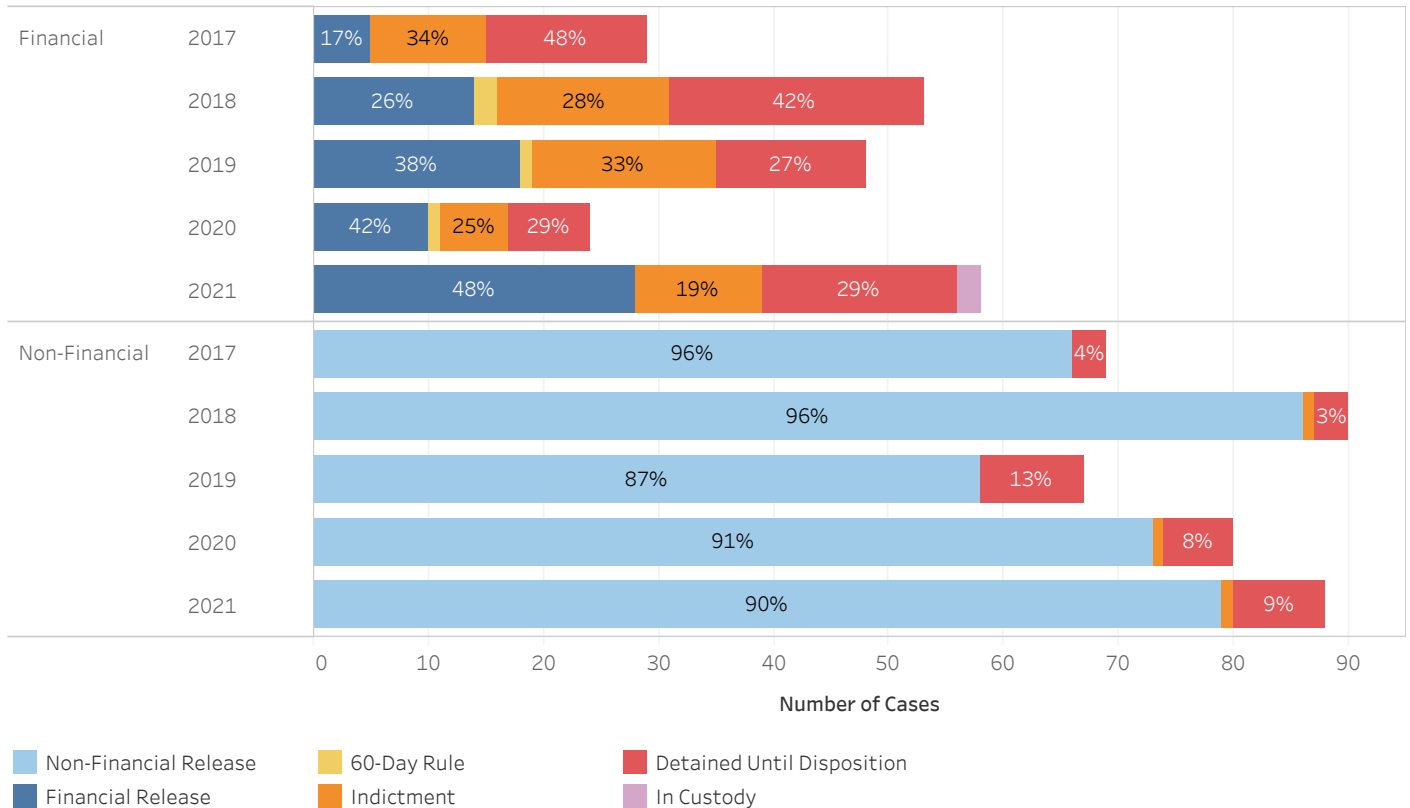
19\_PINS8007

District Court Cases Booked CY 17-21 ELLIOTT COUNTY

District Court Release Decision (Bond) Percentage by Year of Case Booking



Number of District Court Cases and Release Outcome for Financial and Non-Financial Bonds  
(Excludes Administrative Release, Release Not Offered, and No Judicial Presentation)



\* Data provided from the Pretrial Information Management System.

\* A single release bond may apply to multiple cases.

\* A single case may have multiple different bonds set over time. Only the most recent release bond is reported for each case.



**ADMINISTRATIVE OFFICE OF THE COURTS**  
**Research and Statistics**

19\_PINS8007

**District Court Cases Booked CY 17-21 ELLIOTT COUNTY**

District Court Release Decision and Release Outcome by Year of Case Booking

Year of Date Booked	Release Outcome	Release Decision					Grand Total
		Administrative Release	Non-Financial	Financial	Release Not Offered	No Judicial Presentation	
2017	Administrative Release	24					24
	Non-Financial Release		66				66
	Financial Release			5			5
	Indictment			10			10
	Detained Until Disposition		3	14		1	18
	<b>Total</b>		<b>24</b>	<b>69</b>	<b>29</b>	<b>1</b>	<b>123</b>
2018	Administrative Release	20					20
	Non-Financial Release		86				86
	Financial Release			14			14
	60-Day Rule			2			2
	Indictment		1	15	1		17
	Detained Until Disposition		3	22	2		27
	<b>Total</b>		<b>20</b>	<b>90</b>	<b>53</b>	<b>3</b>	<b>166</b>
2019	Administrative Release	14					14
	Non-Financial Release		58				58
	Financial Release			18			18
	60-Day Rule			1			1
	Indictment			16			16
	Detained Until Disposition		9	13	2		24
	<b>Total</b>		<b>14</b>	<b>67</b>	<b>48</b>	<b>2</b>	<b>131</b>
2020	Administrative Release	44					44
	Non-Financial Release		73				73
	Financial Release			10			10
	60-Day Rule			1			1
	Indictment		1	6			7
	Detained Until Disposition	2	6	7			15
	<b>Total</b>	<b>46</b>	<b>80</b>	<b>24</b>			<b>150</b>
2021	Administrative Release	32					32
	Non-Financial Release		79				79
	Financial Release			28			28
	Indictment	2	1	11	2		16
	Detained Until Disposition		8	17	4	1	30
	In Custody			2	1		3
	<b>Total</b>	<b>34</b>	<b>88</b>	<b>58</b>	<b>7</b>	<b>1</b>	<b>188</b>

\* Data provided from the Pretrial Information Management System.

\* A single release bond may apply to multiple cases.

\* A single case may have multiple different bonds set over time. Only the most recent release bond is reported for each case.

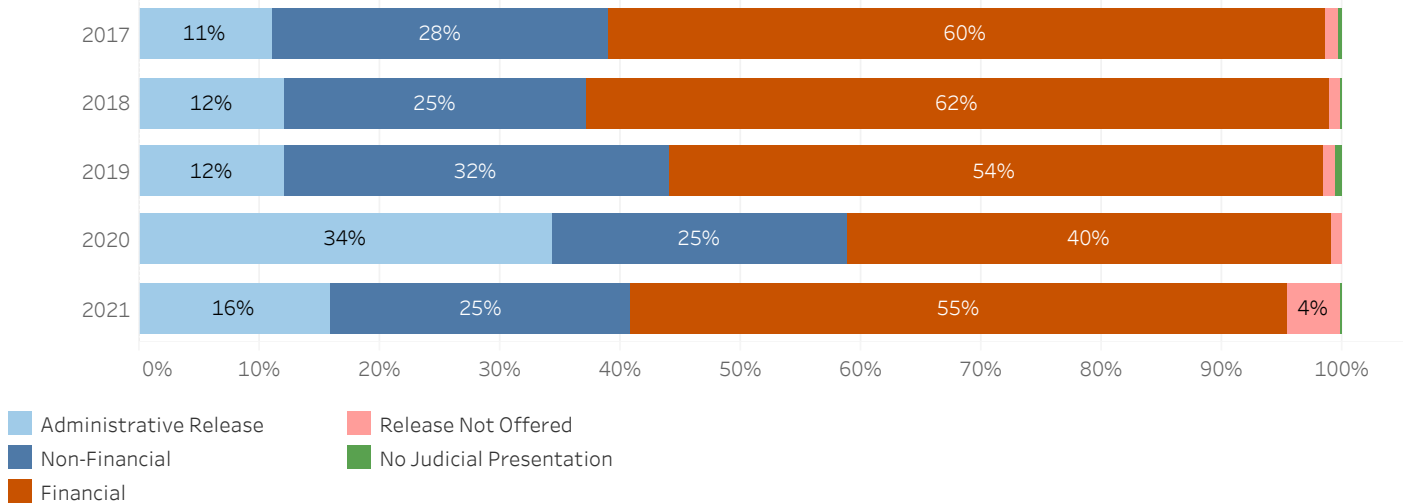


ADMINISTRATIVE OFFICE OF THE COURTS  
Research and Statistics

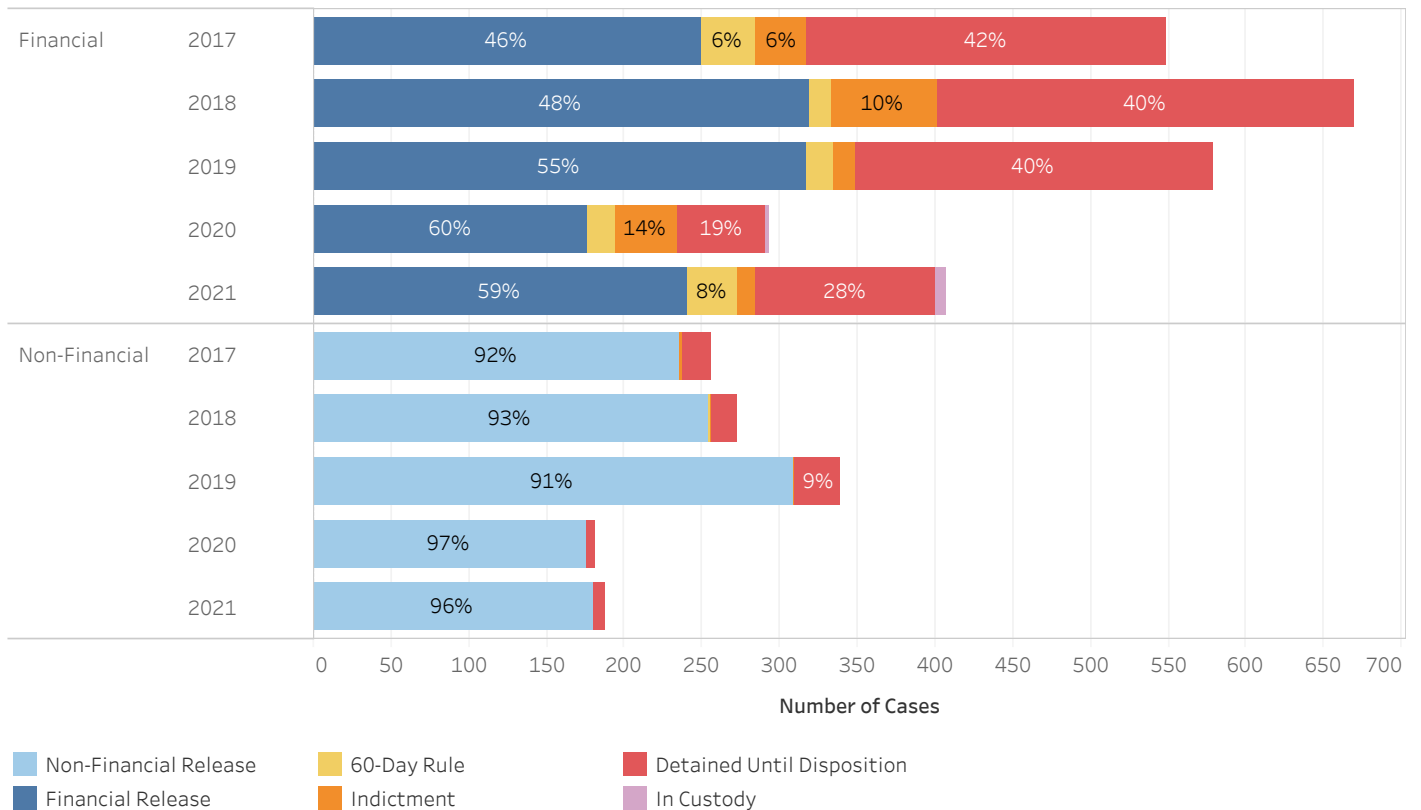
19\_PINS8007

District Court Cases Booked CY 17-21 ESTILL COUNTY

District Court Release Decision (Bond) Percentage by Year of Case Booking



Number of District Court Cases and Release Outcome for Financial and Non-Financial Bonds  
(Excludes Administrative Release, Release Not Offered, and No Judicial Presentation)



\* Data provided from the Pretrial Information Management System.

\* A single release bond may apply to multiple cases.

\* A single case may have multiple different bonds set over time. Only the most recent release bond is reported for each case.



**ADMINISTRATIVE OFFICE OF THE COURTS**  
**Research and Statistics**

19\_PINS8007

**District Court Cases Booked CY 17-21 ESTILL COUNTY**

District Court Release Decision and Release Outcome by Year of Case Booking

Year of Date Booked	Release Outcome	Release Decision					Grand Total
		Administrative Release	Non-Financial	Financial	Release Not Offered	No Judicial Presentation	
2017	Administrative Release	100					100
	Non-Financial Release		235				235
	Financial Release			250			250
	60-Day Rule			34			34
	Indictment		3	33		1	37
	Detained Until Disposition	2	18	231	10	2	263
	<b>Total</b>	<b>102</b>	<b>256</b>	<b>548</b>	<b>10</b>	<b>3</b>	<b>919</b>
2018	Administrative Release	127					127
	Non-Financial Release		254				254
	Financial Release			319			319
	60-Day Rule		1	15			16
	Indictment		1	67			68
	Detained Until Disposition	5	17	268	8	2	300
	<b>Total</b>	<b>132</b>	<b>273</b>	<b>669</b>	<b>8</b>	<b>2</b>	<b>1,084</b>
2019	Administrative Release	124					124
	Non-Financial Release		308				308
	Financial Release			317			317
	60-Day Rule			18			18
	Indictment		1	14			15
	Detained Until Disposition	6	30	230	10	4	280
	<b>Total</b>	<b>130</b>	<b>339</b>	<b>579</b>	<b>10</b>	<b>4</b>	<b>1,062</b>
2020	Administrative Release	247					247
	Non-Financial Release		175				175
	Financial Release			177			177
	60-Day Rule			17			17
	Indictment	2	1	40			43
	Detained Until Disposition	4	5	57	7		73
	In Custody			2			2
<b>Total</b>	<b>253</b>	<b>181</b>	<b>293</b>	<b>7</b>		<b>734</b>	
2021	Administrative Release	117					117
	Non-Financial Release		180				180
	Financial Release			241			241
	60-Day Rule			31			31
	Indictment			13			13
	Detained Until Disposition	2	8	115	30	2	157
	In Custody			6			6
<b>Total</b>	<b>119</b>	<b>188</b>	<b>406</b>	<b>30</b>	<b>2</b>	<b>745</b>	

\* Data provided from the Pretrial Information Management System.

\* A single release bond may apply to multiple cases.

\* A single case may have multiple different bonds set over time. Only the most recent release bond is reported for each case.

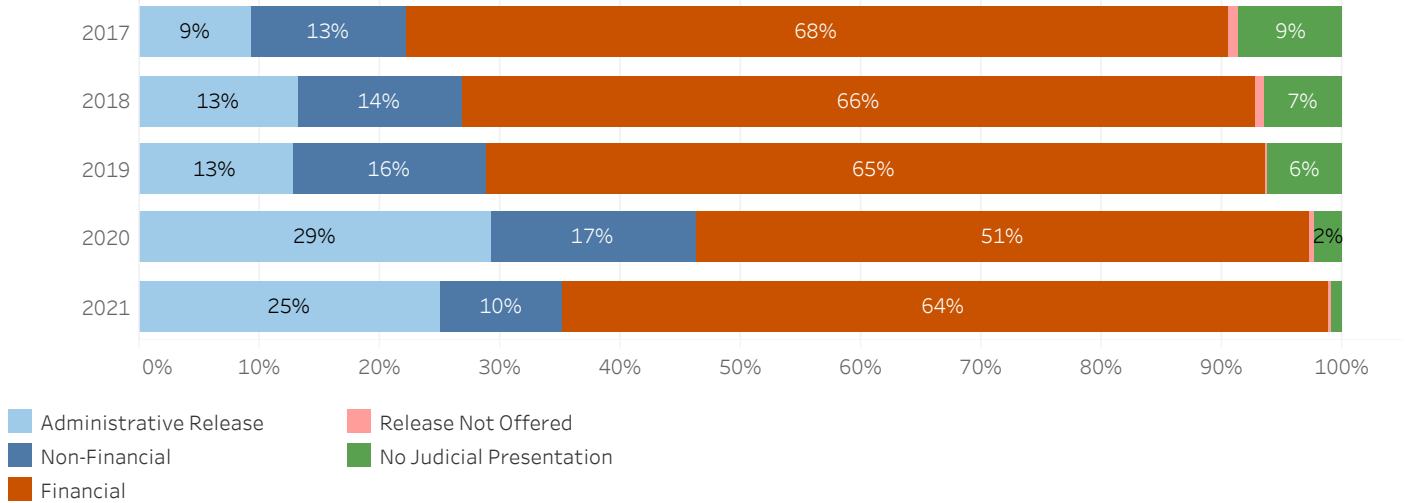


ADMINISTRATIVE OFFICE OF THE COURTS  
Research and Statistics

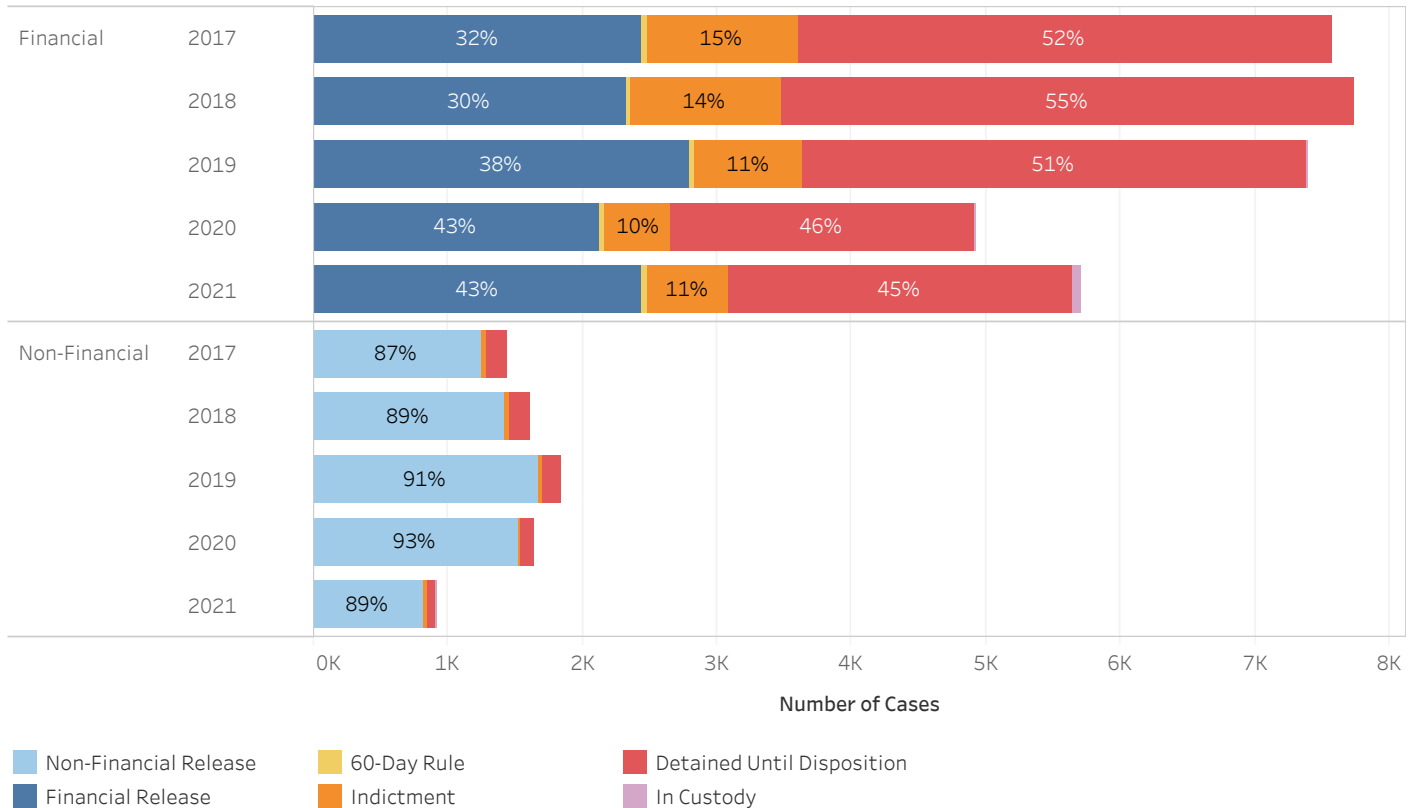
19\_PINS8007

District Court Cases Booked CY 17-21 FAYETTE COUNTY

District Court Release Decision (Bond) Percentage by Year of Case Booking



Number of District Court Cases and Release Outcome for Financial and Non-Financial Bonds  
(Excludes Administrative Release, Release Not Offered, and No Judicial Presentation)



\* Data provided from the Pretrial Information Management System.

\* A single release bond may apply to multiple cases.

\* A single case may have multiple different bonds set over time. Only the most recent release bond is reported for each case.





**ADMINISTRATIVE OFFICE OF THE COURTS  
Research and Statistics**

19\_PINS8007

**District Court Cases Booked CY 17-21 FAYETTE COUNTY**

District Court Release Decision and Release Outcome by Year of Case Booking

Year of Date Booked	Release Outcome	Release Decision					Grand Total
		Administrative Release	Non-Financial	Financial	Release Not Offered	No Judicial Presentation	
2017	Administrative Release	1,018					1,018
	Non-Financial Release		1,251				1,251
	Financial Release			2,449			2,449
	60-Day Rule			27			27
	Indictment		30	1,126	27	2	1,185
	Detained Until Disposition	10	156	3,965	56	966	5,153
	<b>Total</b>	<b>1,028</b>	<b>1,437</b>	<b>7,567</b>	<b>83</b>	<b>968</b>	<b>11,083</b>
2018	Administrative Release	1,527					1,527
	Non-Financial Release		1,429				1,429
	Financial Release			2,327			2,327
	60-Day Rule			33		1	34
	Indictment		35	1,112	7	1	1,155
	Detained Until Disposition	24	150	4,267	70	766	5,277
	<b>Total</b>	<b>1,551</b>	<b>1,614</b>	<b>7,739</b>	<b>77</b>	<b>768</b>	<b>11,749</b>
2019	Administrative Release	1,420					1,420
	Non-Financial Release		1,676				1,676
	Financial Release			2,803			2,803
	60-Day Rule			31		1	32
	Indictment	1	24	812	2	1	840
	Detained Until Disposition	46	143	3,737	26	708	4,660
	In Custody			2			2
<b>Total</b>	<b>1,467</b>	<b>1,843</b>	<b>7,385</b>	<b>28</b>	<b>710</b>	<b>11,433</b>	
2020	Administrative Release	2,610					2,610
	Non-Financial Release		1,523				1,523
	Financial Release			2,134			2,134
	60-Day Rule			30			30
	Indictment	10	19	498	1		528
	Detained Until Disposition	211	98	2,247	36	225	2,817
	In Custody	1		5			6
<b>Total</b>	<b>2,832</b>	<b>1,640</b>	<b>4,914</b>	<b>37</b>	<b>225</b>	<b>9,648</b>	
2021	Administrative Release	1,978					1,978
	Non-Financial Release		813				813
	Financial Release			2,442			2,442
	60-Day Rule		2	43			45
	Indictment	6	23	604	1	2	636
	Detained Until Disposition	276	75	2,561	24	79	3,015
	In Custody	1	1	56			58
<b>Total</b>	<b>2,261</b>	<b>914</b>	<b>5,706</b>	<b>25</b>	<b>81</b>	<b>8,987</b>	

\* Data provided from the Pretrial Information Management System.

\* A single release bond may apply to multiple cases.

\* A single case may have multiple different bonds set over time. Only the most recent release bond is reported for each case.

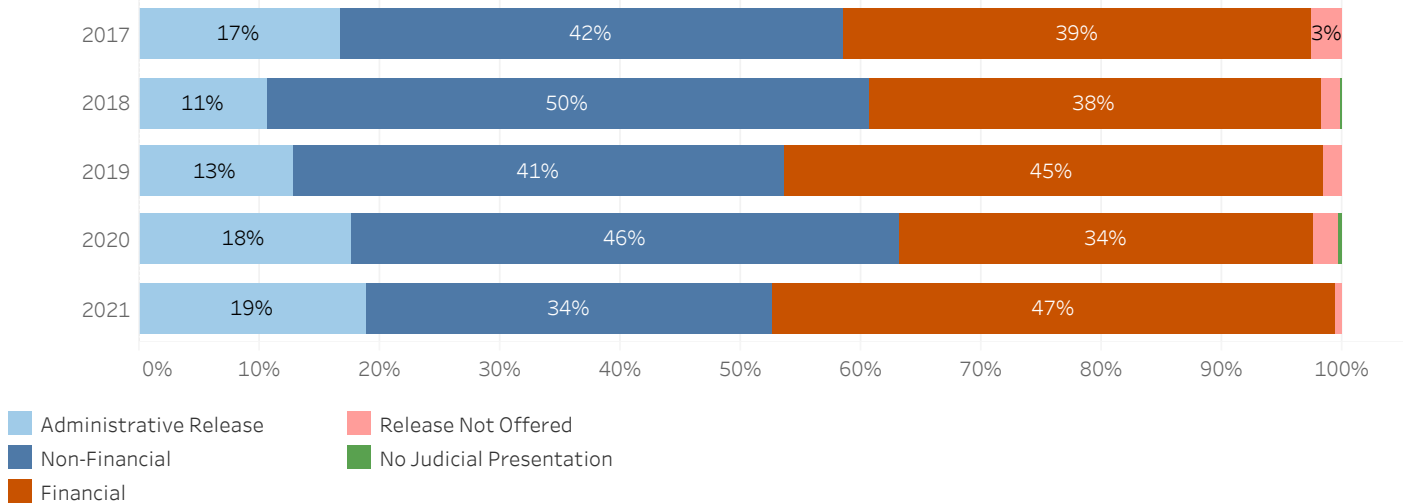


ADMINISTRATIVE OFFICE OF THE COURTS  
Research and Statistics

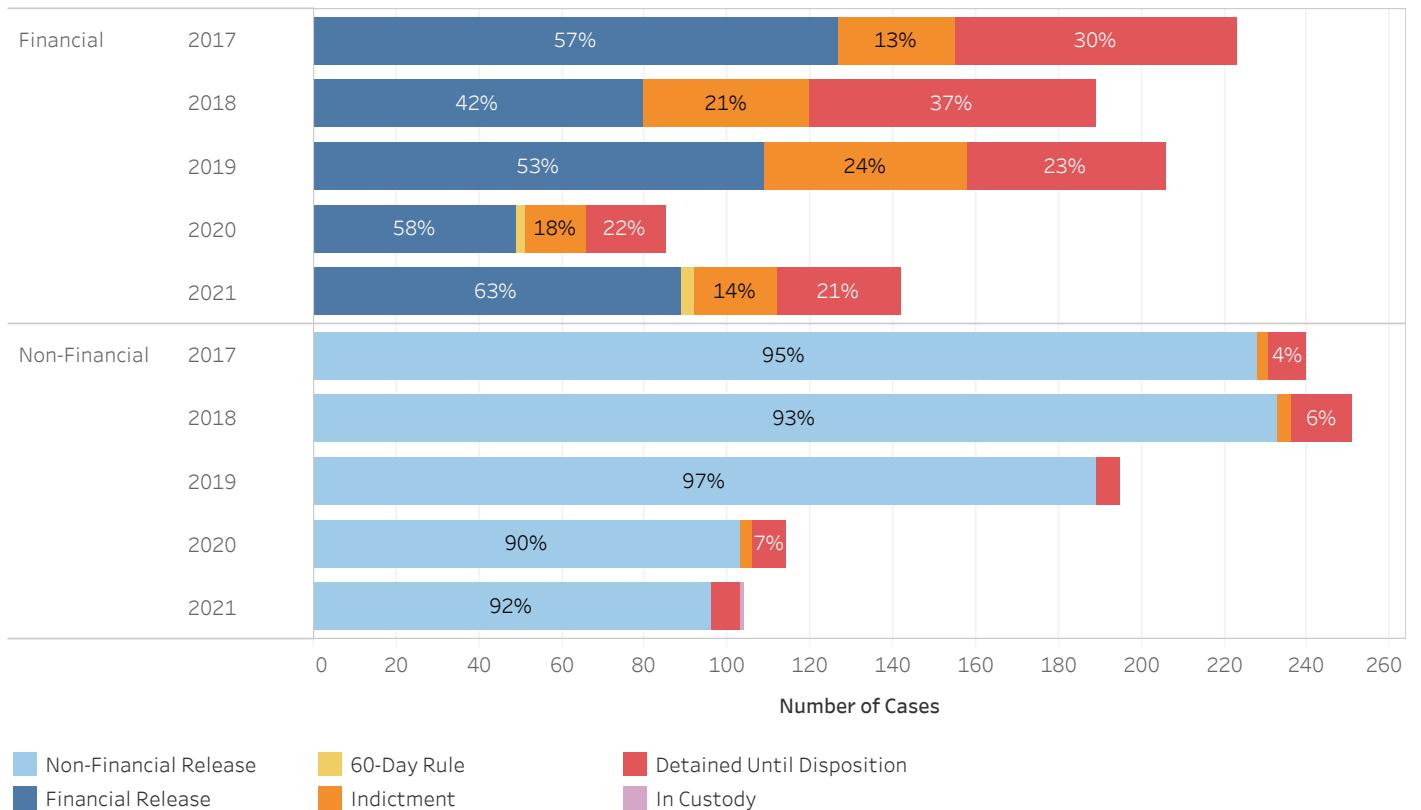
19\_PINS8007

District Court Cases Booked CY 17-21 FLEMING COUNTY

District Court Release Decision (Bond) Percentage by Year of Case Booking



Number of District Court Cases and Release Outcome for Financial and Non-Financial Bonds  
(Excludes Administrative Release, Release Not Offered, and No Judicial Presentation)



\* Data provided from the Pretrial Information Management System.

\* A single release bond may apply to multiple cases.

\* A single case may have multiple different bonds set over time. Only the most recent release bond is reported for each case.



**ADMINISTRATIVE OFFICE OF THE COURTS  
Research and Statistics**

19\_PINS8007

**District Court Cases Booked CY 17-21 FLEMING COUNTY**

District Court Release Decision and Release Outcome by Year of Case Booking

Year of Date Booked	Release Outcome	Release Decision					Grand Total
		Administrative Release	Non-Financial	Financial	Release Not Offered	No Judicial Presentation	
2017	Administrative Release	96					96
	Non-Financial Release		228				228
	Financial Release			127			127
	Indictment		3	28	1		32
	Detained Until Disposition	1	9	68	14		92
	<b>Total</b>	<b>97</b>	<b>240</b>	<b>223</b>	<b>15</b>		<b>575</b>
2018	Administrative Release	54					54
	Non-Financial Release		233				233
	Financial Release			80			80
	Indictment		3	40			43
	Detained Until Disposition		15	69	8	1	93
	<b>Total</b>	<b>54</b>	<b>251</b>	<b>189</b>	<b>8</b>	<b>1</b>	<b>503</b>
2019	Administrative Release	61					61
	Non-Financial Release		189				189
	Financial Release			109			109
	Indictment			49			49
	Detained Until Disposition		6	48	8		62
	<b>Total</b>	<b>61</b>	<b>195</b>	<b>206</b>	<b>8</b>		<b>470</b>
2020	Administrative Release	43					43
	Non-Financial Release		103				103
	Financial Release			49			49
	60-Day Rule			2			2
	Indictment		3	15	1		19
	Detained Until Disposition	1	8	19	4		32
	<b>Total</b>	<b>44</b>	<b>114</b>	<b>85</b>	<b>5</b>		<b>248</b>
2021	Administrative Release	56					56
	Non-Financial Release		96				96
	Financial Release			89			89
	60-Day Rule			3			3
	Indictment			20			20
	Detained Until Disposition	2	7	30	2		41
	In Custody		1				1
	<b>Total</b>	<b>58</b>	<b>104</b>	<b>142</b>	<b>2</b>		<b>306</b>

\* Data provided from the Pretrial Information Management System.

\* A single release bond may apply to multiple cases.

\* A single case may have multiple different bonds set over time. Only the most recent release bond is reported for each case.

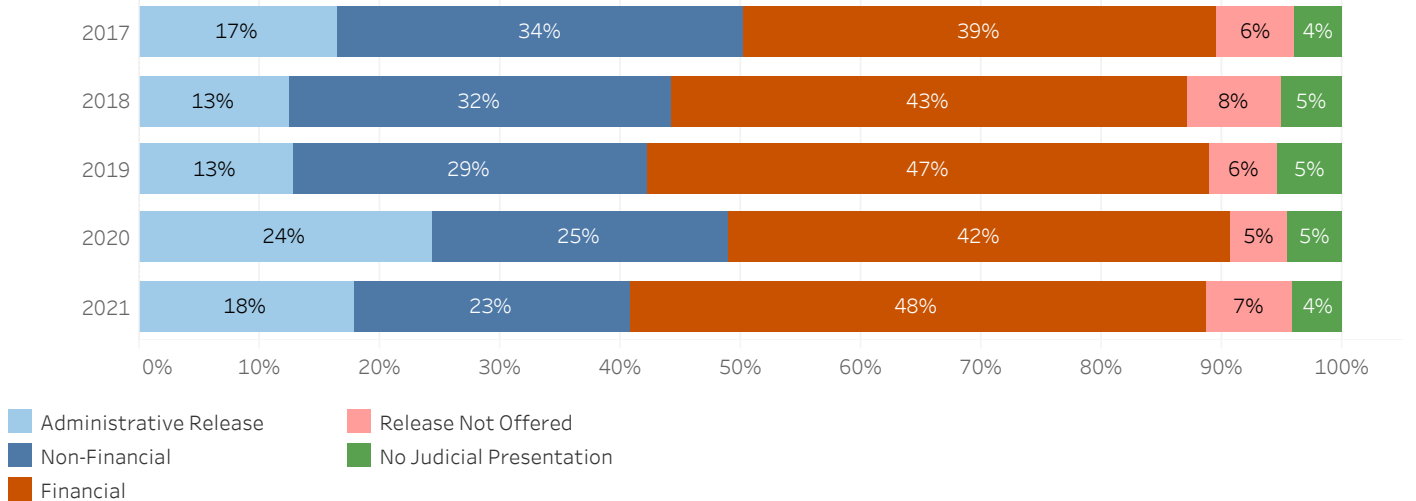


ADMINISTRATIVE OFFICE OF THE COURTS  
Research and Statistics

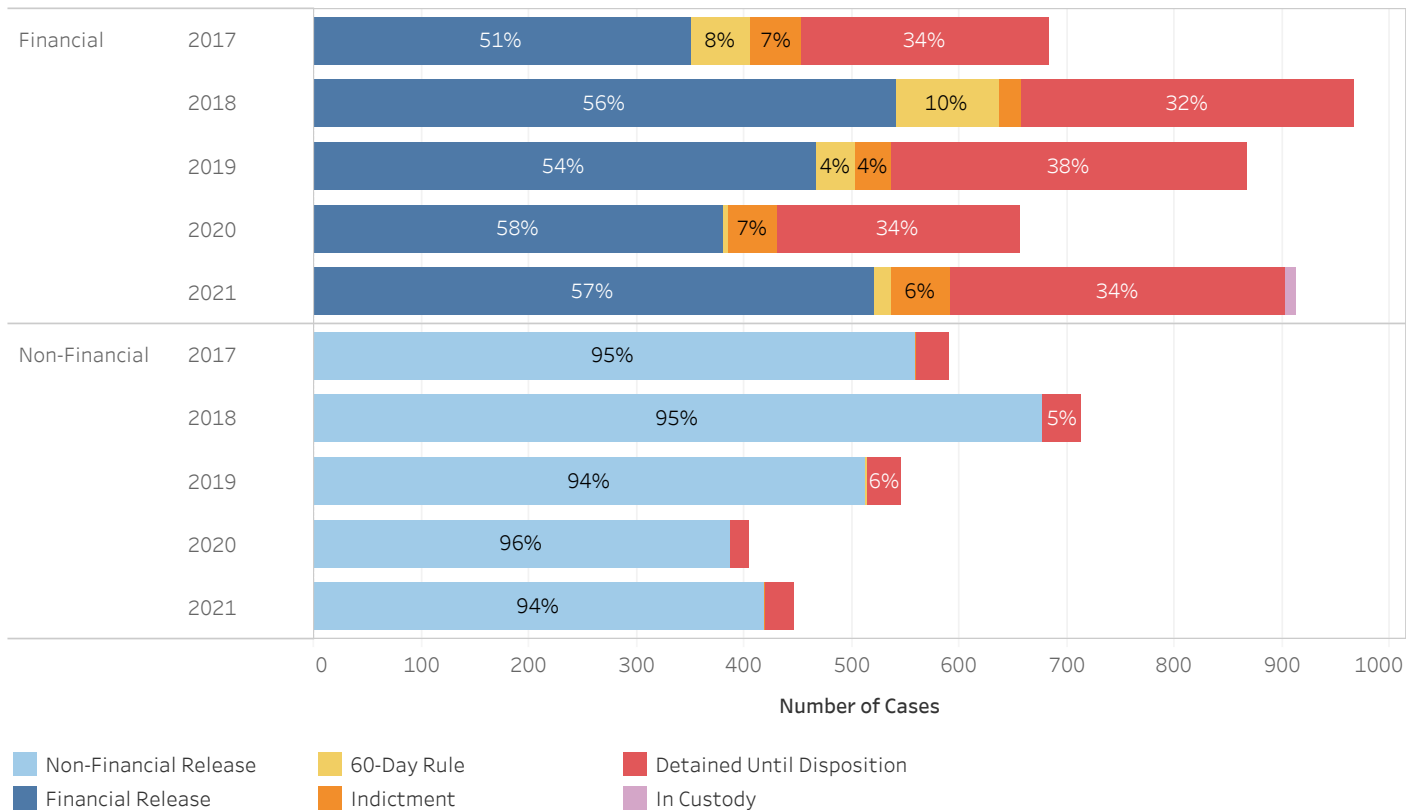
19\_PINS8007

District Court Cases Booked CY 17-21 FLOYD COUNTY

District Court Release Decision (Bond) Percentage by Year of Case Booking



Number of District Court Cases and Release Outcome for Financial and Non-Financial Bonds  
(Excludes Administrative Release, Release Not Offered, and No Judicial Presentation)



\* Data provided from the Pretrial Information Management System.

\* A single release bond may apply to multiple cases.

\* A single case may have multiple different bonds set over time. Only the most recent release bond is reported for each case.



**ADMINISTRATIVE OFFICE OF THE COURTS  
Research and Statistics**

19\_PINS8007

**District Court Cases Booked CY 17-21 FLOYD COUNTY**

District Court Release Decision and Release Outcome by Year of Case Booking

Year of Date Booked	Release Outcome	Release Decision					Grand Total
		Administrative Release	Non-Financial	Financial	Release Not Offered	No Judicial Presentation	
2017	Administrative Release	280					280
	Non-Financial Release		559				559
	Financial Release			351			351
	60-Day Rule			55	4		59
	Indictment		2	47	1		50
	Detained Until Disposition	8	29	230	106	70	443
	<b>Total</b>	<b>288</b>	<b>590</b>	<b>683</b>	<b>111</b>	<b>70</b>	<b>1,742</b>
2018	Administrative Release	277					277
	Non-Financial Release		676				676
	Financial Release			542			542
	60-Day Rule			96	10		106
	Indictment			19	2		21
	Detained Until Disposition	7	37	309	161	117	631
	<b>Total</b>	<b>284</b>	<b>713</b>	<b>966</b>	<b>173</b>	<b>117</b>	<b>2,253</b>
2019	Administrative Release	234					234
	Non-Financial Release		513				513
	Financial Release			468			468
	60-Day Rule		1	36	5		42
	Indictment			32	2		34
	Detained Until Disposition	4	32	331	95	100	562
	<b>Total</b>	<b>238</b>	<b>546</b>	<b>867</b>	<b>102</b>	<b>100</b>	<b>1,853</b>
2020	Administrative Release	387					387
	Non-Financial Release		387				387
	Financial Release			381			381
	60-Day Rule			4			4
	Indictment	1		46	8		55
	Detained Until Disposition	12	17	225	61	74	389
	<b>Total</b>	<b>400</b>	<b>404</b>	<b>656</b>	<b>69</b>	<b>74</b>	<b>1,603</b>
2021	Administrative Release	336					336
	Non-Financial Release		419				419
	Financial Release			521			521
	60-Day Rule			15	2		17
	Indictment	1	1	55	14		71
	Detained Until Disposition	13	27	313	105	81	539
	In Custody			8	2		10
	<b>Total</b>	<b>350</b>	<b>447</b>	<b>912</b>	<b>123</b>	<b>81</b>	<b>1,913</b>

\* Data provided from the Pretrial Information Management System.

\* A single release bond may apply to multiple cases.

\* A single case may have multiple different bonds set over time. Only the most recent release bond is reported for each case.

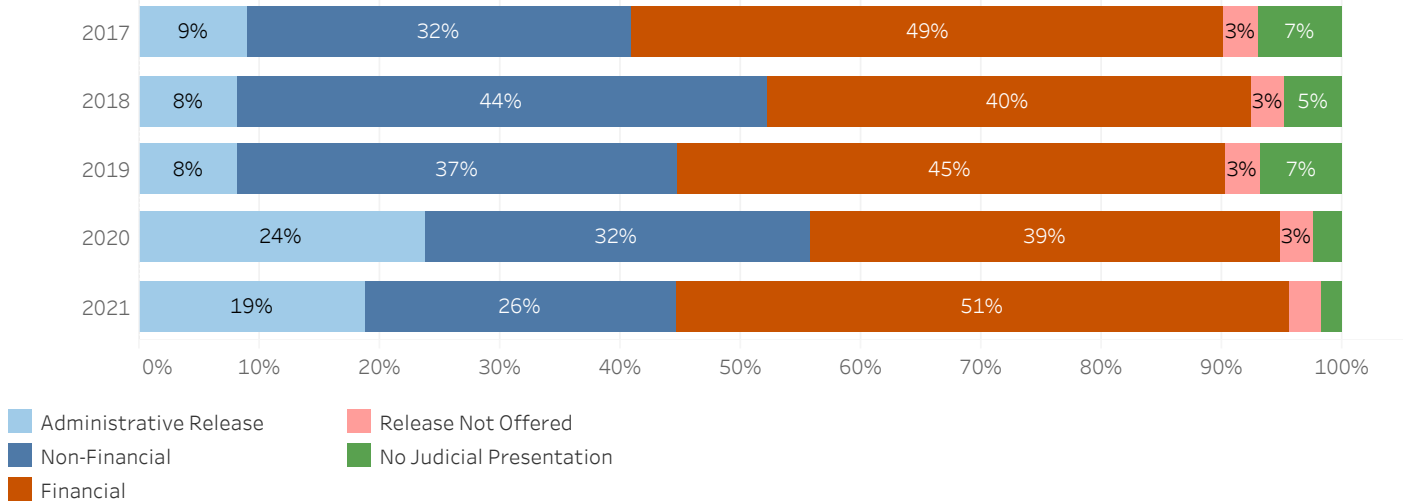


ADMINISTRATIVE OFFICE OF THE COURTS  
Research and Statistics

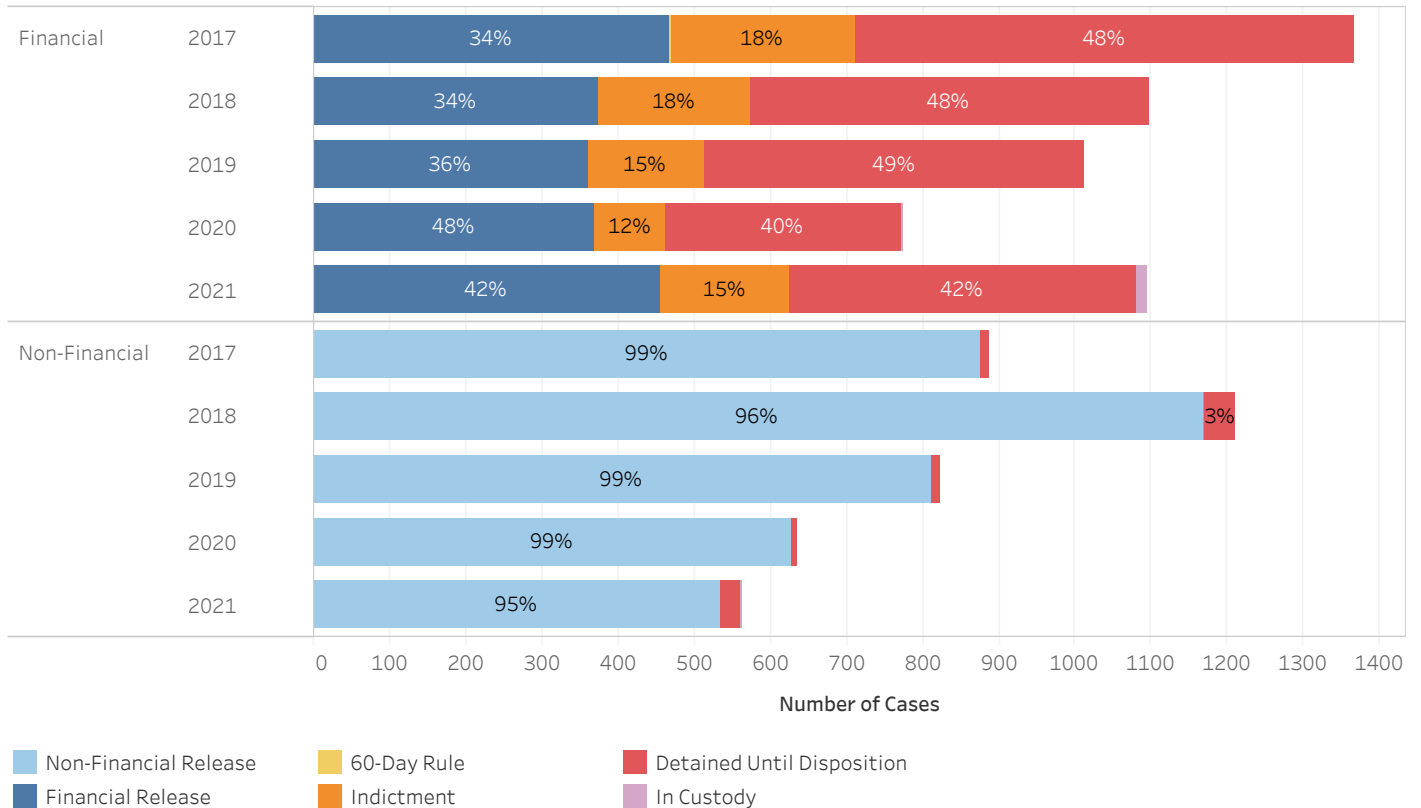
19\_PINS8007

District Court Cases Booked CY 17-21 FRANKLIN COUNTY

District Court Release Decision (Bond) Percentage by Year of Case Booking



Number of District Court Cases and Release Outcome for Financial and Non-Financial Bonds  
(Excludes Administrative Release, Release Not Offered, and No Judicial Presentation)



\* Data provided from the Pretrial Information Management System.

\* A single release bond may apply to multiple cases.

\* A single case may have multiple different bonds set over time. Only the most recent release bond is reported for each case.



**ADMINISTRATIVE OFFICE OF THE COURTS**  
**Research and Statistics**

19\_PINS8007

**District Court Cases Booked CY 17-21 FRANKLIN COUNTY**

District Court Release Decision and Release Outcome by Year of Case Booking

Year of Date Booked	Release Outcome	Release Decision					Grand Total
		Administrative Release	Non-Financial	Financial	Release Not Offered	No Judicial Presentation	
2017	Administrative Release	247					247
	Non-Financial Release		876				876
	Financial Release			468			468
	60-Day Rule			2			2
	Indictment			242	2		244
	Detained Until Disposition	2	12	654	80	190	938
	<b>Total</b>	<b>249</b>	<b>888</b>	<b>1,366</b>	<b>82</b>	<b>190</b>	<b>2,775</b>
2018	Administrative Release	221					221
	Non-Financial Release		1,168				1,168
	Financial Release			373			373
	Indictment		2	201			203
	Detained Until Disposition	2	41	523	67	132	765
	<b>Total</b>	<b>223</b>	<b>1,211</b>	<b>1,097</b>	<b>67</b>	<b>132</b>	<b>2,730</b>
	2019	Administrative Release	183				
Non-Financial Release			811				811
Financial Release				360			360
60-Day Rule				1			1
Indictment				153	1		154
Detained Until Disposition		1	12	498	66	153	730
<b>Total</b>		<b>184</b>	<b>823</b>	<b>1,012</b>	<b>67</b>	<b>153</b>	<b>2,239</b>
2020	Administrative Release	468					468
	Non-Financial Release		628				628
	Financial Release			370			370
	Indictment			93	1		94
	Detained Until Disposition	4	6	309	53	48	420
	In Custody			1			1
	<b>Total</b>	<b>472</b>	<b>634</b>	<b>773</b>	<b>54</b>	<b>48</b>	<b>1,981</b>
2021	Administrative Release	399					399
	Non-Financial Release		534				534
	Financial Release			456			456
	60-Day Rule			1			1
	Indictment	1		169			170
	Detained Until Disposition	11	26	455	46	39	577
	In Custody		1	13	8		22
<b>Total</b>	<b>411</b>	<b>561</b>	<b>1,094</b>	<b>54</b>	<b>39</b>	<b>2,159</b>	

\* Data provided from the Pretrial Information Management System.

\* A single release bond may apply to multiple cases.

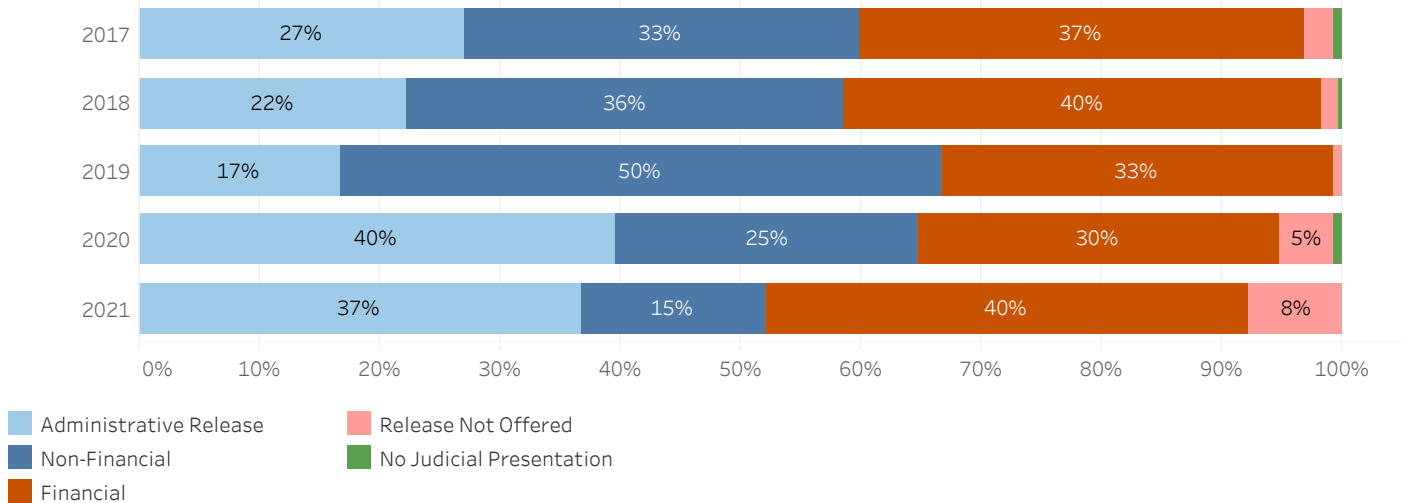
\* A single case may have multiple different bonds set over time. Only the most recent release bond is reported for each case.



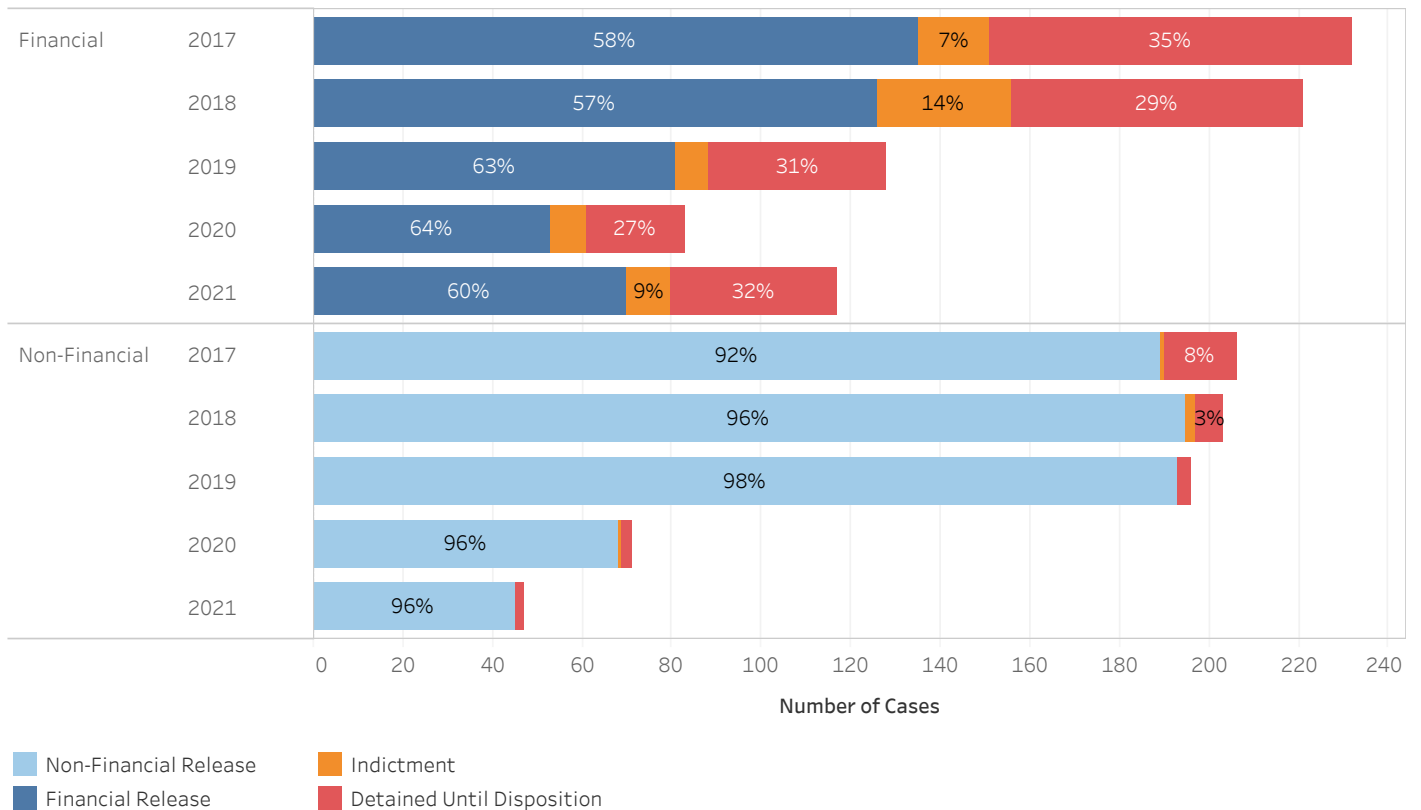
ADMINISTRATIVE OFFICE OF THE COURTS  
Research and Statistics

District Court Cases Booked CY 17-21 FULTON COUNTY

District Court Release Decision (Bond) Percentage by Year of Case Booking



Number of District Court Cases and Release Outcome for Financial and Non-Financial Bonds  
(Excludes Administrative Release, Release Not Offered, and No Judicial Presentation)



\* Data provided from the Pretrial Information Management System.

\* A single release bond may apply to multiple cases.

\* A single case may have multiple different bonds set over time. Only the most recent release bond is reported for each case.





**ADMINISTRATIVE OFFICE OF THE COURTS**  
**Research and Statistics**

19\_PINS8007

**District Court Cases Booked CY 17-21 FULTON COUNTY**

District Court Release Decision and Release Outcome by Year of Case Booking

Year of Date Booked	Release Outcome	Release Decision					Grand Total
		Administrative Release	Non-Financial	Financial	Release Not Offered	No Judicial Presentation	
2017	Administrative Release	159					159
	Non-Financial Release		189				189
	Financial Release			135			135
	Indictment		1	16	1		18
	Detained Until Disposition	11	16	81	14	5	127
	<b>Total</b>	<b>170</b>	<b>206</b>	<b>232</b>	<b>15</b>	<b>5</b>	<b>628</b>
2018	Administrative Release	119					119
	Non-Financial Release		195				195
	Financial Release			126			126
	Indictment		2	30			32
	Detained Until Disposition	5	6	65	8	2	86
	<b>Total</b>	<b>124</b>	<b>203</b>	<b>221</b>	<b>8</b>	<b>2</b>	<b>558</b>
2019	Administrative Release	66					66
	Non-Financial Release		193				193
	Financial Release			81			81
	Indictment			7			7
	Detained Until Disposition		3	40	3		46
	<b>Total</b>	<b>66</b>	<b>196</b>	<b>128</b>	<b>3</b>		<b>393</b>
2020	Administrative Release	109					109
	Non-Financial Release		68				68
	Financial Release			53			53
	Indictment		1	8			9
	Detained Until Disposition	2	2	22	13	2	41
	<b>Total</b>	<b>111</b>	<b>71</b>	<b>83</b>	<b>13</b>	<b>2</b>	<b>280</b>
2021	Administrative Release	106					106
	Non-Financial Release		45				45
	Financial Release			70			70
	Indictment	1		10			11
	Detained Until Disposition	5	2	37	22		66
	<b>Total</b>	<b>112</b>	<b>47</b>	<b>117</b>	<b>22</b>		<b>298</b>

\* Data provided from the Pretrial Information Management System.

\* A single release bond may apply to multiple cases.

\* A single case may have multiple different bonds set over time. Only the most recent release bond is reported for each case.

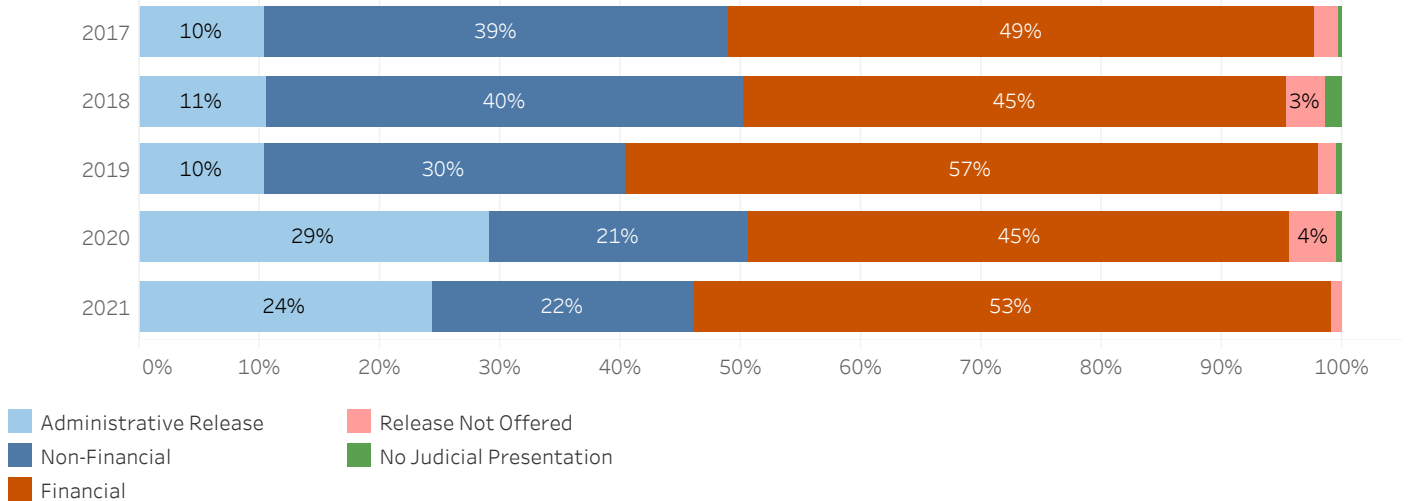


ADMINISTRATIVE OFFICE OF THE COURTS  
Research and Statistics

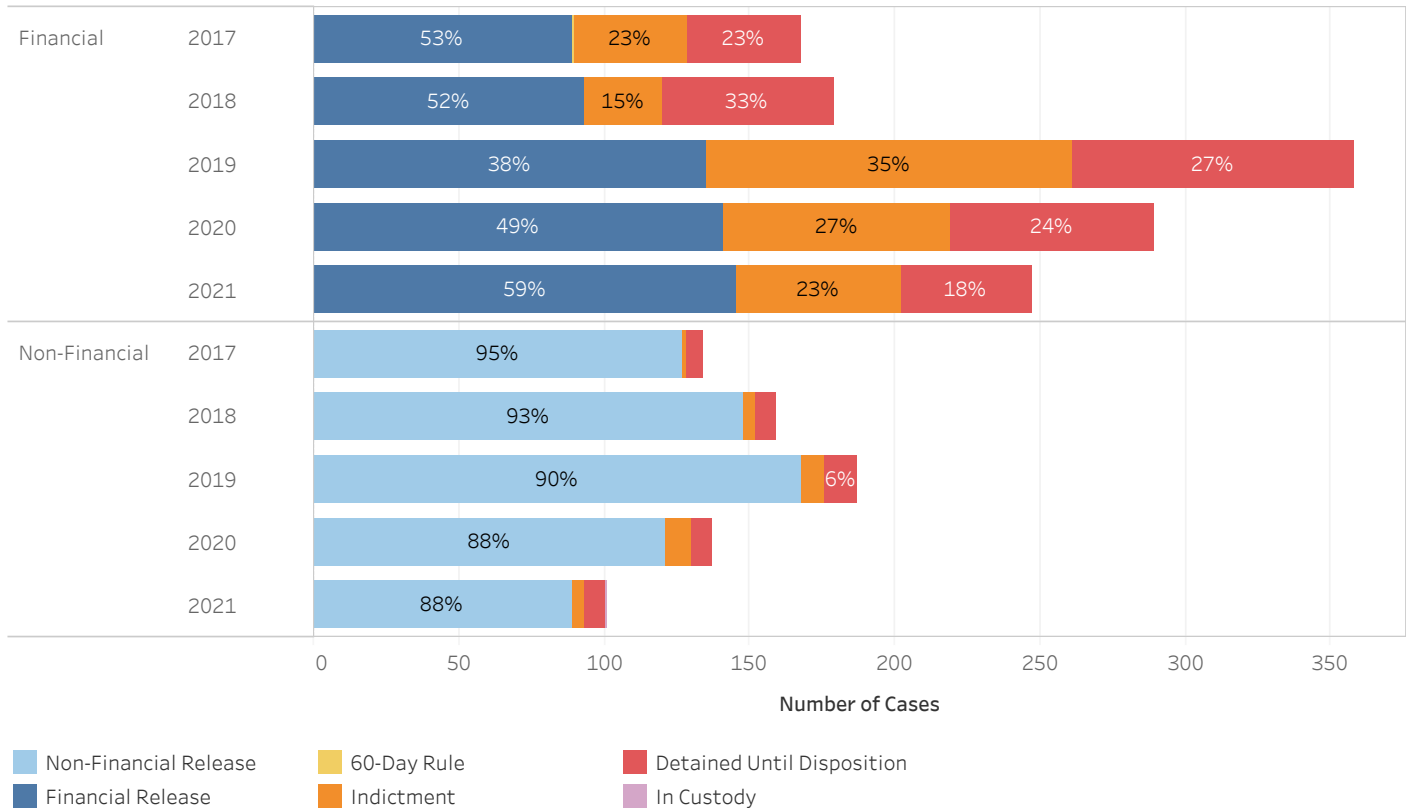
19\_PINS8007

District Court Cases Booked CY 17-21 GALLATIN COUNTY

District Court Release Decision (Bond) Percentage by Year of Case Booking



Number of District Court Cases and Release Outcome for Financial and Non-Financial Bonds  
(Excludes Administrative Release, Release Not Offered, and No Judicial Presentation)



\* Data provided from the Pretrial Information Management System.

\* A single release bond may apply to multiple cases.

\* A single case may have multiple different bonds set over time. Only the most recent release bond is reported for each case.



**ADMINISTRATIVE OFFICE OF THE COURTS  
Research and Statistics**

19\_PINS8007

**District Court Cases Booked CY 17-21 GALLATIN COUNTY**

District Court Release Decision and Release Outcome by Year of Case Booking

Year of Date Booked	Release Outcome	Release Decision					Grand Total
		Administrative Release	Non-Financial	Financial	Release Not Offered	No Judicial Presentation	
2017	Administrative Release	36					36
	Non-Financial Release		127				127
	Financial Release			89			89
	60-Day Rule			1			1
	Indictment		1	39			40
	Detained Until Disposition		6	39	7	1	53
	<b>Total</b>		<b>36</b>	<b>134</b>	<b>168</b>	<b>7</b>	<b>1</b>
2018	Administrative Release	41					41
	Non-Financial Release		148				148
	Financial Release			93			93
	Indictment		4	27	1		32
	Detained Until Disposition	1	7	59	12	6	85
	<b>Total</b>		<b>42</b>	<b>159</b>	<b>179</b>	<b>13</b>	<b>6</b>
2019	Administrative Release	65					65
	Non-Financial Release		168				168
	Financial Release			135			135
	Indictment		8	126			134
	Detained Until Disposition		11	97	10	3	121
	<b>Total</b>		<b>65</b>	<b>187</b>	<b>358</b>	<b>10</b>	<b>3</b>
2020	Administrative Release	181					181
	Non-Financial Release		121				121
	Financial Release			141			141
	Indictment		9	78			87
	Detained Until Disposition	6	7	70	25	3	111
	<b>Total</b>		<b>187</b>	<b>137</b>	<b>289</b>	<b>25</b>	<b>3</b>
2021	Administrative Release	111					111
	Non-Financial Release		89				89
	Financial Release			146			146
	Indictment	2	4	56			62
	Detained Until Disposition	1	7	45	4		57
	In Custody		1				1
	<b>Total</b>		<b>114</b>	<b>101</b>	<b>247</b>	<b>4</b>	

\* Data provided from the Pretrial Information Management System.

\* A single release bond may apply to multiple cases.

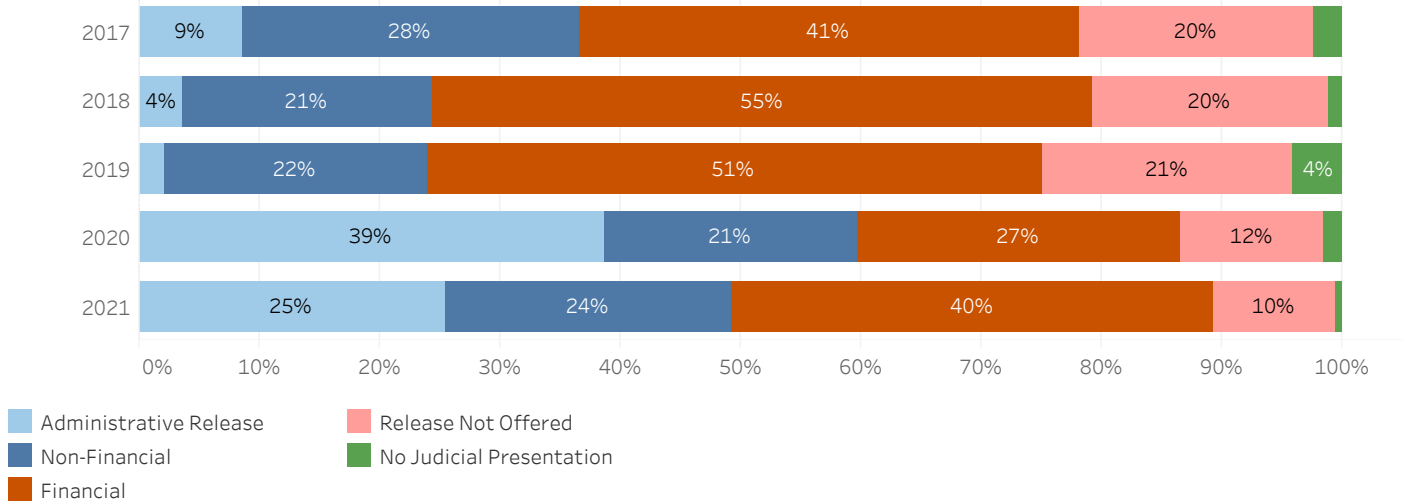
\* A single case may have multiple different bonds set over time. Only the most recent release bond is reported for each case.



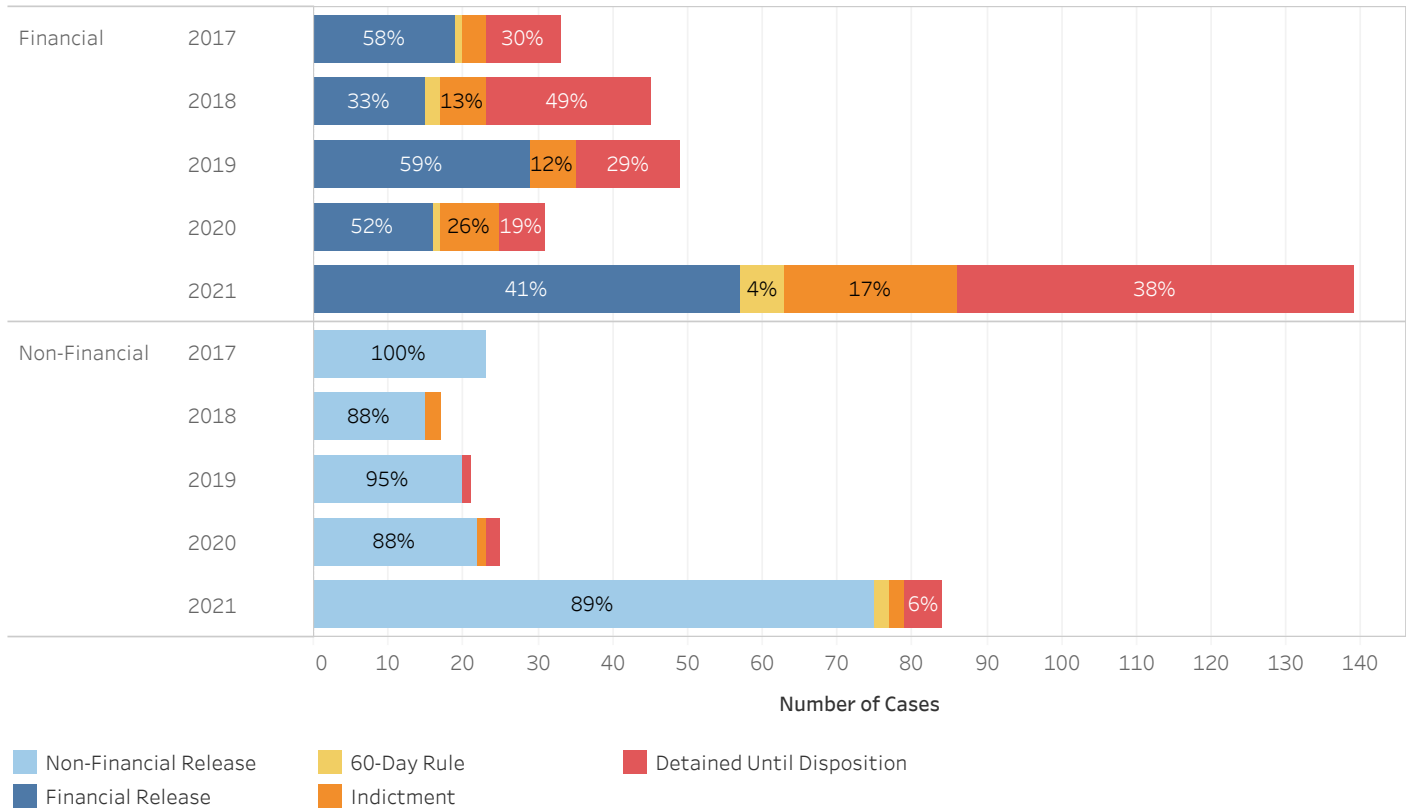
ADMINISTRATIVE OFFICE OF THE COURTS  
Research and Statistics

District Court Cases Booked CY 17-21 GARRARD COUNTY

District Court Release Decision (Bond) Percentage by Year of Case Booking



Number of District Court Cases and Release Outcome for Financial and Non-Financial Bonds  
(Excludes Administrative Release, Release Not Offered, and No Judicial Presentation)



\* Data provided from the Pretrial Information Management System.

\* A single release bond may apply to multiple cases.

\* A single case may have multiple different bonds set over time. Only the most recent release bond is reported for each case.



**ADMINISTRATIVE OFFICE OF THE COURTS  
Research and Statistics**

19\_PINS8007

**District Court Cases Booked CY 17-21 GARRARD COUNTY**

District Court Release Decision and Release Outcome by Year of Case Booking

Year of Date Booked	Release Outcome	Release Decision					Grand Total
		Administrative Release	Non-Financial	Financial	Release Not Offered	No Judicial Presentation	
2017	Administrative Release	6					6
	Non-Financial Release		23				23
	Financial Release			19			19
	60-Day Rule			1			1
	Indictment			3			3
	Detained Until Disposition	1		10	16	2	29
	<b>Total</b>	<b>7</b>	<b>23</b>	<b>33</b>	<b>16</b>	<b>2</b>	<b>81</b>
2018	Administrative Release	3					3
	Non-Financial Release		15				15
	Financial Release			15			15
	60-Day Rule			2			2
	Indictment		2	6	2		10
	Detained Until Disposition			22	12	1	35
	<b>Total</b>	<b>3</b>	<b>17</b>	<b>45</b>	<b>14</b>	<b>1</b>	<b>80</b>
2019	Administrative Release	2					2
	Non-Financial Release		20				20
	Financial Release			29			29
	60-Day Rule				3		3
	Indictment			6			6
	Detained Until Disposition		1	14	16	4	35
	<b>Total</b>	<b>2</b>	<b>21</b>	<b>49</b>	<b>19</b>	<b>4</b>	<b>95</b>
2020	Administrative Release	42					42
	Non-Financial Release		22				22
	Financial Release			16			16
	60-Day Rule			1			1
	Indictment		1	8	5		14
	Detained Until Disposition	4	2	6	8	2	22
	<b>Total</b>	<b>46</b>	<b>25</b>	<b>31</b>	<b>13</b>	<b>2</b>	<b>117</b>
2021	Administrative Release	87					87
	Non-Financial Release		75				75
	Financial Release			57			57
	60-Day Rule		2	6			8
	Indictment		2	23	9		34
	Detained Until Disposition	3	5	53	25	2	88
	<b>Total</b>	<b>90</b>	<b>84</b>	<b>139</b>	<b>34</b>	<b>2</b>	<b>349</b>

\* Data provided from the Pretrial Information Management System.

\* A single release bond may apply to multiple cases.

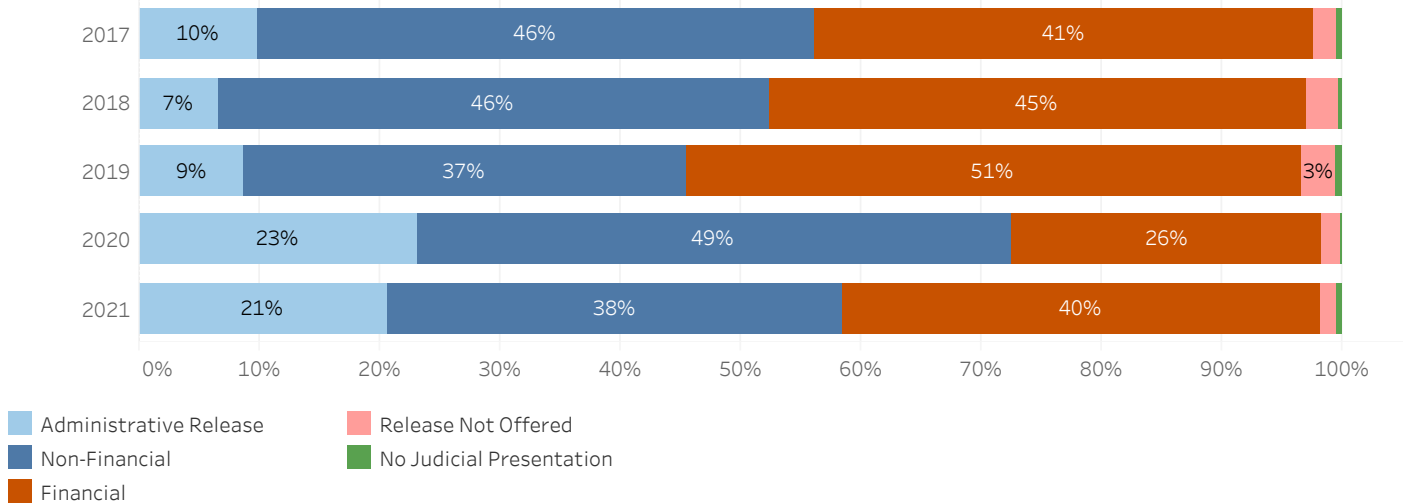
\* A single case may have multiple different bonds set over time. Only the most recent release bond is reported for each case.



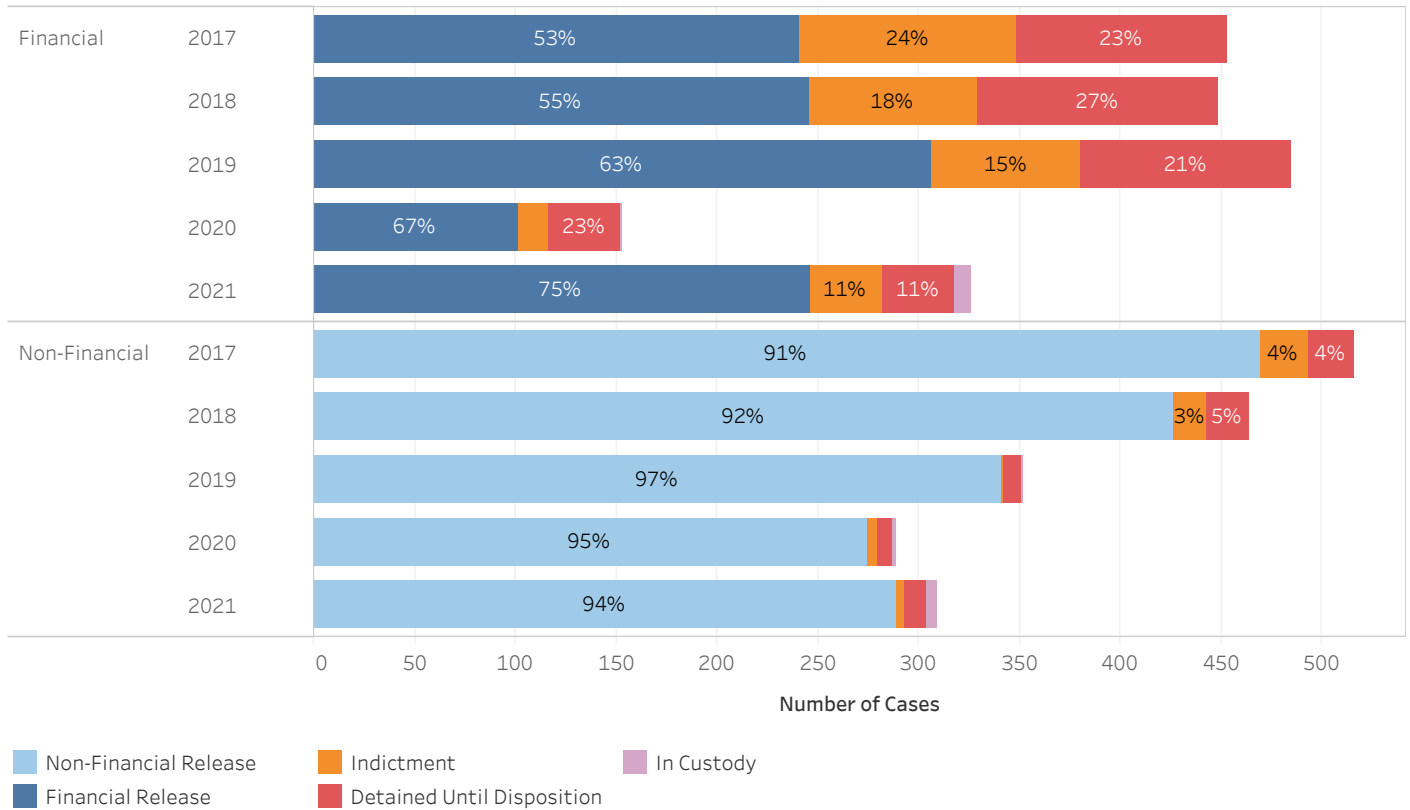
ADMINISTRATIVE OFFICE OF THE COURTS  
Research and Statistics

District Court Cases Booked CY 17-21 GRANT COUNTY

District Court Release Decision (Bond) Percentage by Year of Case Booking



Number of District Court Cases and Release Outcome for Financial and Non-Financial Bonds  
(Excludes Administrative Release, Release Not Offered, and No Judicial Presentation)



\* Data provided from the Pretrial Information Management System.

\* A single release bond may apply to multiple cases.

\* A single case may have multiple different bonds set over time. Only the most recent release bond is reported for each case.



**ADMINISTRATIVE OFFICE OF THE COURTS**  
**Research and Statistics**

19\_PINS8007

**District Court Cases Booked CY 17-21 GRANT COUNTY**

District Court Release Decision and Release Outcome by Year of Case Booking

Year of Date Booked	Release Outcome	Release Decision					Grand Total
		Administrative Release	Non-Financial	Financial	Release Not Offered	No Judicial Presentation	
2017	Administrative Release	110					110
	Non-Financial Release		470				470
	Financial Release			241			241
	Indictment		23	108	1	3	135
	Detained Until Disposition		23	104	21	2	150
	<b>Total</b>		<b>110</b>	<b>516</b>	<b>453</b>	<b>22</b>	<b>5</b>
2018	Administrative Release	67					67
	Non-Financial Release		427				427
	Financial Release			246			246
	Indictment		16	83		2	101
	Detained Until Disposition	1	21	120	27	2	171
	<b>Total</b>		<b>68</b>	<b>464</b>	<b>449</b>	<b>27</b>	<b>4</b>
2019	Administrative Release	85					85
	Non-Financial Release		341				341
	Financial Release			307			307
	Indictment		1	74			75
	Detained Until Disposition		9	104	26	6	145
	In Custody		1				1
<b>Total</b>		<b>85</b>	<b>352</b>	<b>485</b>	<b>26</b>	<b>6</b>	<b>954</b>
2020	Administrative Release	128					128
	Non-Financial Release		275				275
	Financial Release			102			102
	Indictment	1	5	15			21
	Detained Until Disposition	7	7	35	9	1	59
	In Custody		2	1			3
<b>Total</b>		<b>136</b>	<b>289</b>	<b>153</b>	<b>9</b>	<b>1</b>	<b>588</b>
2021	Administrative Release	165					165
	Non-Financial Release		289				289
	Financial Release			246			246
	Indictment	3	4	36	1		44
	Detained Until Disposition	2	11	36	11	4	64
	In Custody		5	8			13
<b>Total</b>		<b>170</b>	<b>309</b>	<b>326</b>	<b>12</b>	<b>4</b>	<b>821</b>

\* Data provided from the Pretrial Information Management System.

\* A single release bond may apply to multiple cases.

\* A single case may have multiple different bonds set over time. Only the most recent release bond is reported for each case.

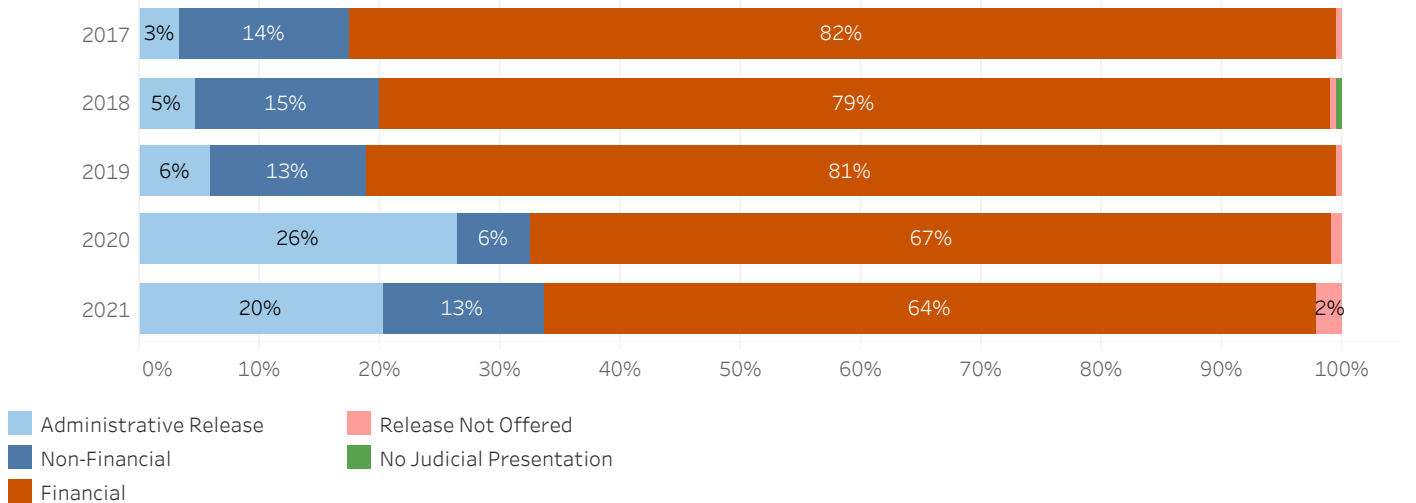


ADMINISTRATIVE OFFICE OF THE COURTS  
Research and Statistics

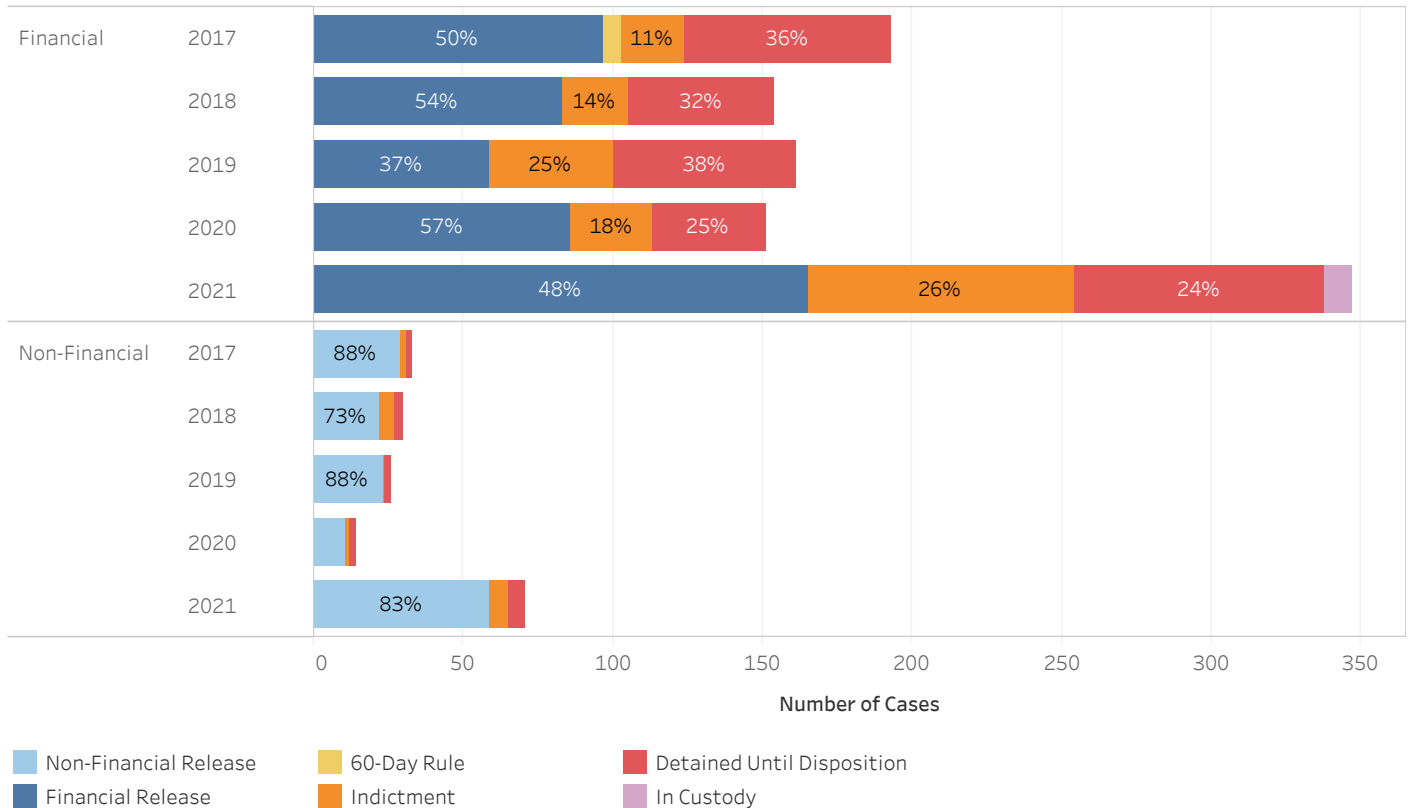
19\_PINS8007

District Court Cases Booked CY 17-21 GRAVES COUNTY

District Court Release Decision (Bond) Percentage by Year of Case Booking



Number of District Court Cases and Release Outcome for Financial and Non-Financial Bonds  
(Excludes Administrative Release, Release Not Offered, and No Judicial Presentation)



\* Data provided from the Pretrial Information Management System.

\* A single release bond may apply to multiple cases.

\* A single case may have multiple different bonds set over time. Only the most recent release bond is reported for each case.





**ADMINISTRATIVE OFFICE OF THE COURTS**  
**Research and Statistics**

19\_PINS8007

**District Court Cases Booked CY 17-21 GRAVES COUNTY**

District Court Release Decision and Release Outcome by Year of Case Booking

Year of Date Booked	Release Outcome	Release Decision					Grand Total
		Administrative Release	Non-Financial	Financial	Release Not Offered	No Judicial Presentation	
2017	Administrative Release	8					8
	Non-Financial Release		29				29
	Financial Release			97			97
	60-Day Rule			6			6
	Indictment		2	21			23
	Detained Until Disposition		2	69	1		72
	<b>Total</b>		<b>8</b>	<b>33</b>	<b>193</b>	<b>1</b>	<b>235</b>
2018	Administrative Release	9					9
	Non-Financial Release		22				22
	Financial Release			83			83
	Indictment		5	22			27
	Detained Until Disposition		3	49	1	1	54
	<b>Total</b>		<b>9</b>	<b>30</b>	<b>154</b>	<b>1</b>	<b>195</b>
2019	Administrative Release	12					12
	Non-Financial Release		23				23
	Financial Release			59			59
	Indictment		1	41			42
	Detained Until Disposition		2	61	1		64
	<b>Total</b>		<b>12</b>	<b>26</b>	<b>161</b>	<b>1</b>	<b>200</b>
2020	Administrative Release	50					50
	Non-Financial Release		11				11
	Financial Release			86			86
	Indictment	1	1	27			29
	Detained Until Disposition	10	2	38	2		52
	<b>Total</b>		<b>61</b>	<b>14</b>	<b>151</b>	<b>2</b>	<b>228</b>
2021	Administrative Release	98					98
	Non-Financial Release		59				59
	Financial Release			165			165
	Indictment	3	6	89			98
	Detained Until Disposition	8	6	84	11		109
	In Custody			9	1		10
	<b>Total</b>		<b>109</b>	<b>71</b>	<b>347</b>	<b>12</b>	<b>539</b>

\* Data provided from the Pretrial Information Management System.

\* A single release bond may apply to multiple cases.

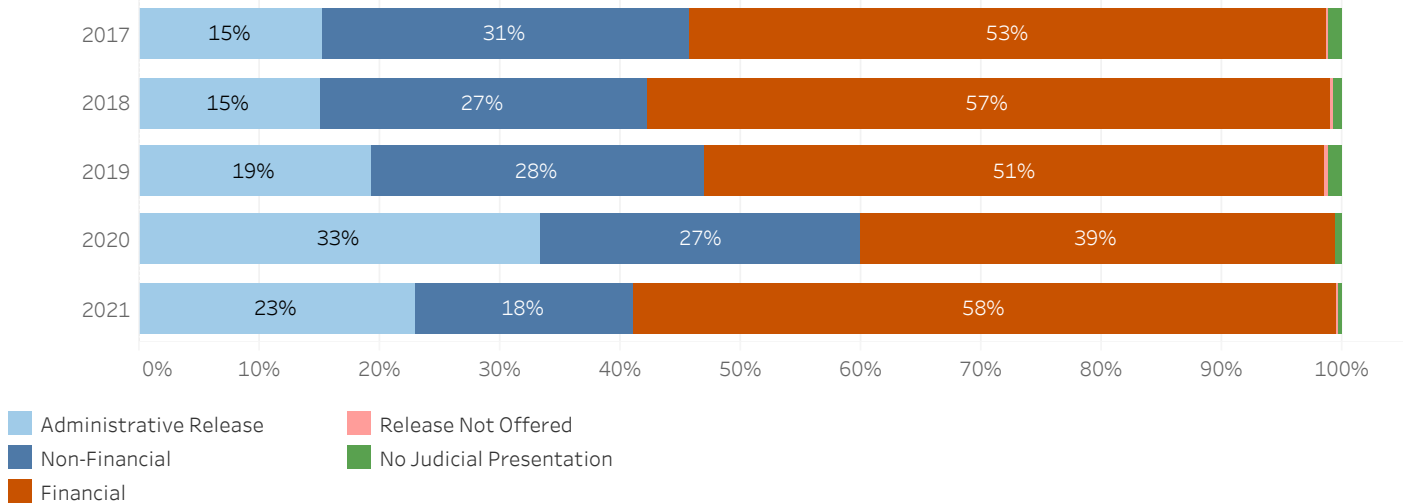
\* A single case may have multiple different bonds set over time. Only the most recent release bond is reported for each case.



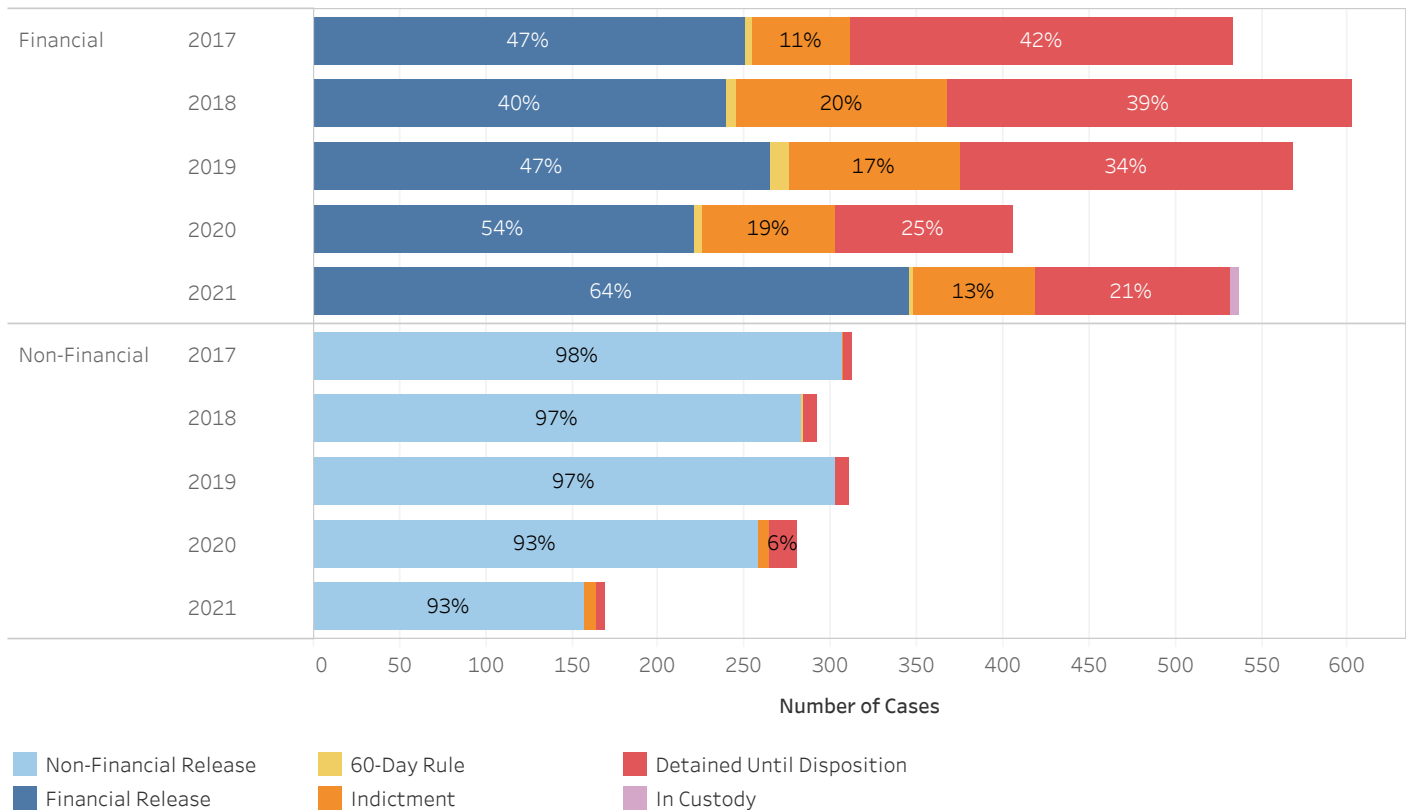
ADMINISTRATIVE OFFICE OF THE COURTS  
Research and Statistics

District Court Cases Booked CY 17-21 GRAYSON COUNTY

District Court Release Decision (Bond) Percentage by Year of Case Booking



Number of District Court Cases and Release Outcome for Financial and Non-Financial Bonds  
(Excludes Administrative Release, Release Not Offered, and No Judicial Presentation)



\* Data provided from the Pretrial Information Management System.

\* A single release bond may apply to multiple cases.

\* A single case may have multiple different bonds set over time. Only the most recent release bond is reported for each case.



**ADMINISTRATIVE OFFICE OF THE COURTS  
Research and Statistics**

19\_PINS8007

**District Court Cases Booked CY 17-21 GRAYSON COUNTY**

District Court Release Decision and Release Outcome by Year of Case Booking

Year of Date Booked	Release Outcome	Release Decision					Grand Total
		Administrative Release	Non-Financial	Financial	Release Not Offered	No Judicial Presentation	
2017	Administrative Release	154					154
	Non-Financial Release		307				307
	Financial Release			251			251
	60-Day Rule			4			4
	Indictment		1	57			58
	Detained Until Disposition	2	5	222	2	12	243
	<b>Total</b>	<b>156</b>	<b>313</b>	<b>534</b>	<b>2</b>	<b>12</b>	<b>1,017</b>
2018	Administrative Release	161					161
	Non-Financial Release		283				283
	Financial Release			240			240
	60-Day Rule		1	6			7
	Indictment			122			122
	Detained Until Disposition	2	8	235	2	9	256
	<b>Total</b>	<b>163</b>	<b>292</b>	<b>603</b>	<b>2</b>	<b>9</b>	<b>1,069</b>
2019	Administrative Release	215					215
	Non-Financial Release		303				303
	Financial Release			265			265
	60-Day Rule			11			11
	Indictment			99			99
	Detained Until Disposition	2	8	193	3	14	220
	<b>Total</b>	<b>217</b>	<b>311</b>	<b>568</b>	<b>3</b>	<b>14</b>	<b>1,113</b>
2020	Administrative Release	335					335
	Non-Financial Release		259				259
	Financial Release			221			221
	60-Day Rule			5			5
	Indictment		5	77			82
	Detained Until Disposition	14	16	103		6	139
	<b>Total</b>	<b>349</b>	<b>280</b>	<b>406</b>		<b>6</b>	<b>1,041</b>
2021	Administrative Release	209					209
	Non-Financial Release		157				157
	Financial Release			346			346
	60-Day Rule			2			2
	Indictment	1	7	71			79
	Detained Until Disposition	4	5	113	2	2	126
	In Custody			5			5
	<b>Total</b>	<b>214</b>	<b>169</b>	<b>537</b>	<b>2</b>	<b>2</b>	<b>924</b>

\* Data provided from the Pretrial Information Management System.

\* A single release bond may apply to multiple cases.

\* A single case may have multiple different bonds set over time. Only the most recent release bond is reported for each case.

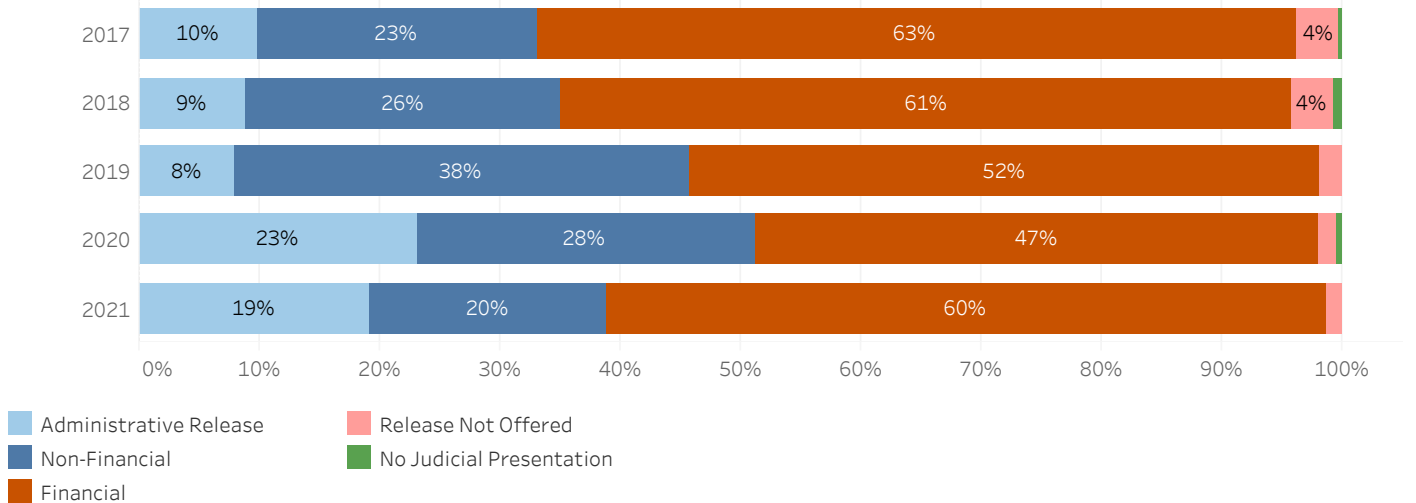


ADMINISTRATIVE OFFICE OF THE COURTS  
Research and Statistics

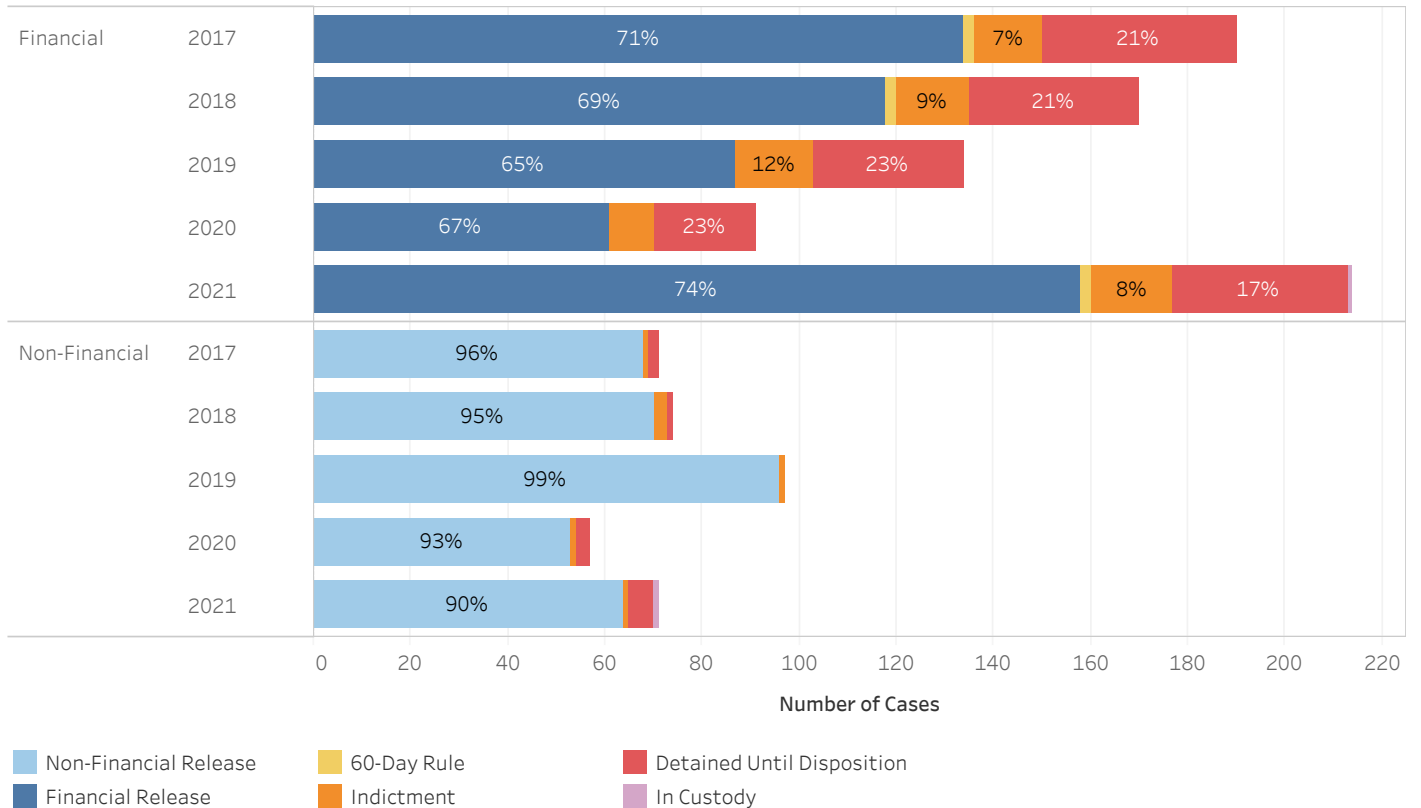
19\_PINS8007

District Court Cases Booked CY 17-21 GREEN COUNTY

District Court Release Decision (Bond) Percentage by Year of Case Booking



Number of District Court Cases and Release Outcome for Financial and Non-Financial Bonds  
(Excludes Administrative Release, Release Not Offered, and No Judicial Presentation)



\* Data provided from the Pretrial Information Management System.

\* A single release bond may apply to multiple cases.

\* A single case may have multiple different bonds set over time. Only the most recent release bond is reported for each case.



**ADMINISTRATIVE OFFICE OF THE COURTS**  
**Research and Statistics**

19\_PINS8007

**District Court Cases Booked CY 17-21 GREEN COUNTY**

District Court Release Decision and Release Outcome by Year of Case Booking

Year of Date Booked	Release Outcome	Release Decision					Grand Total
		Administrative Release	Non-Financial	Financial	Release Not Offered	No Judicial Presentation	
2017	Administrative Release	30					30
	Non-Financial Release		68				68
	Financial Release			134			134
	60-Day Rule			2		1	3
	Indictment		1	14	5		20
	Detained Until Disposition		2	40	6		48
	<b>Total</b>		<b>30</b>	<b>71</b>	<b>190</b>	<b>11</b>	<b>1</b>
2018	Administrative Release	25					25
	Non-Financial Release		70				70
	Financial Release			118			118
	60-Day Rule			2	1		3
	Indictment		3	15	7	1	26
	Detained Until Disposition		1	35	2	1	39
	<b>Total</b>		<b>25</b>	<b>74</b>	<b>170</b>	<b>10</b>	<b>2</b>
2019	Administrative Release	20					20
	Non-Financial Release		96				96
	Financial Release			87			87
	Indictment		1	16	1		18
	Detained Until Disposition			31	4		35
	<b>Total</b>		<b>20</b>	<b>97</b>	<b>134</b>	<b>5</b>	
2020	Administrative Release	44					44
	Non-Financial Release		53				53
	Financial Release			61			61
	Indictment		1	9	1		11
	Detained Until Disposition	3	3	21	2	1	30
	<b>Total</b>		<b>47</b>	<b>57</b>	<b>91</b>	<b>3</b>	<b>1</b>
2021	Administrative Release	63					63
	Non-Financial Release		64				64
	Financial Release			158			158
	60-Day Rule			2			2
	Indictment	1	1	17	1		20
	Detained Until Disposition	6	5	36	3		50
	In Custody		1	1			2
	<b>Total</b>		<b>70</b>	<b>71</b>	<b>214</b>	<b>4</b>	

\* Data provided from the Pretrial Information Management System.

\* A single release bond may apply to multiple cases.

\* A single case may have multiple different bonds set over time. Only the most recent release bond is reported for each case.

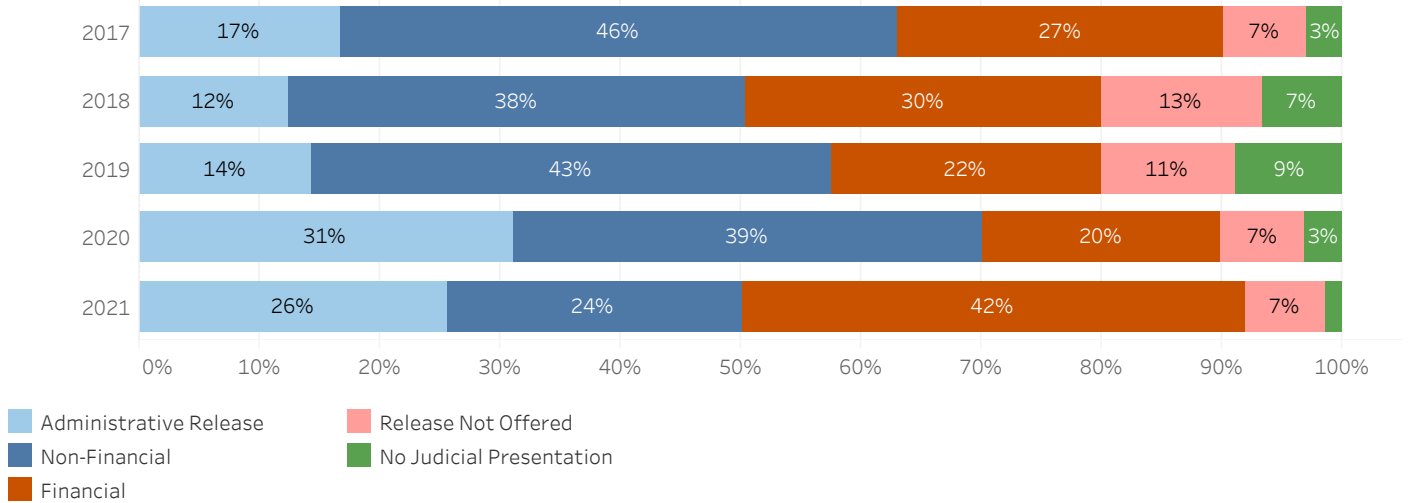


ADMINISTRATIVE OFFICE OF THE COURTS  
Research and Statistics

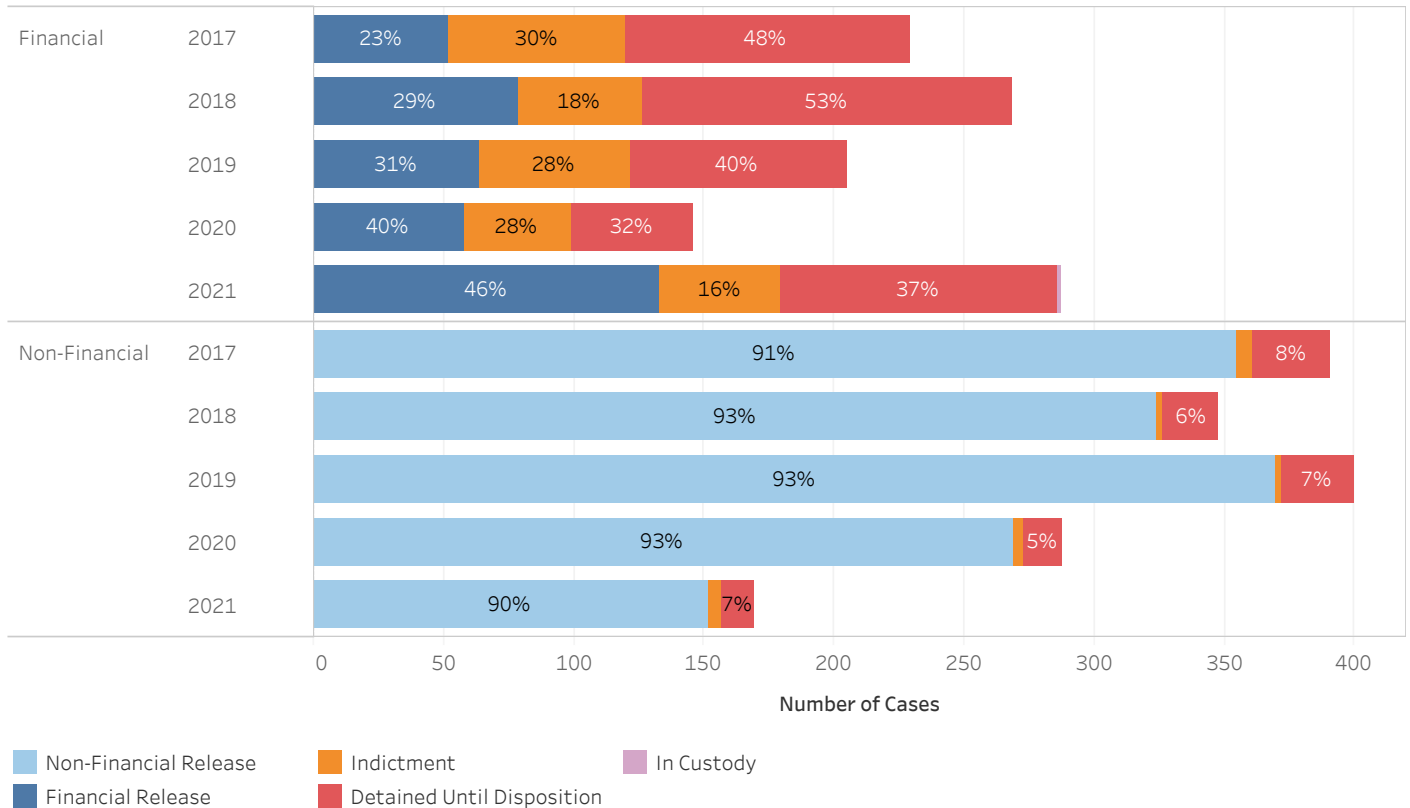
19\_PINS8007

District Court Cases Booked CY 17-21 GREENUP COUNTY

District Court Release Decision (Bond) Percentage by Year of Case Booking



Number of District Court Cases and Release Outcome for Financial and Non-Financial Bonds  
(Excludes Administrative Release, Release Not Offered, and No Judicial Presentation)



\* Data provided from the Pretrial Information Management System.

\* A single release bond may apply to multiple cases.

\* A single case may have multiple different bonds set over time. Only the most recent release bond is reported for each case.



**ADMINISTRATIVE OFFICE OF THE COURTS**  
**Research and Statistics**

19\_PINS8007

**District Court Cases Booked CY 17-21 GREENUP COUNTY**

District Court Release Decision and Release Outcome by Year of Case Booking

Year of Date Booked	Release Outcome	Release Decision					Grand Total
		Administrative Release	Non-Financial	Financial	Release Not Offered	No Judicial Presentation	
2017	Administrative Release	128					128
	Non-Financial Release		355				355
	Financial Release			52			52
	Indictment		6	68	12		86
	Detained Until Disposition	14	30	109	46	26	225
	<b>Total</b>	<b>142</b>	<b>391</b>	<b>229</b>	<b>58</b>	<b>26</b>	<b>846</b>
2018	Administrative Release	104					104
	Non-Financial Release		324				324
	Financial Release			79			79
	Indictment		2	47	14		63
	Detained Until Disposition	9	22	142	107	60	340
	<b>Total</b>	<b>113</b>	<b>348</b>	<b>268</b>	<b>121</b>	<b>60</b>	<b>910</b>
2019	Administrative Release	116					116
	Non-Financial Release		370				370
	Financial Release			64			64
	60-Day Rule				6		6
	Indictment		2	58	35		95
	Detained Until Disposition	17	28	83	59	83	270
<b>Total</b>	<b>133</b>	<b>400</b>	<b>205</b>	<b>100</b>	<b>83</b>	<b>921</b>	
2020	Administrative Release	220					220
	Non-Financial Release		269				269
	Financial Release			58			58
	Indictment	2	4	41	12	1	60
	Detained Until Disposition	9	15	47	40	21	132
	In Custody				1		1
<b>Total</b>	<b>231</b>	<b>288</b>	<b>146</b>	<b>53</b>	<b>22</b>	<b>740</b>	
2021	Administrative Release	166					166
	Non-Financial Release		152				152
	Financial Release			133			133
	Indictment	3	5	47	12		67
	Detained Until Disposition	9	12	106	33	10	170
	In Custody			1			1
<b>Total</b>	<b>178</b>	<b>169</b>	<b>287</b>	<b>45</b>	<b>10</b>	<b>689</b>	

\* Data provided from the Pretrial Information Management System.

\* A single release bond may apply to multiple cases.

\* A single case may have multiple different bonds set over time. Only the most recent release bond is reported for each case.

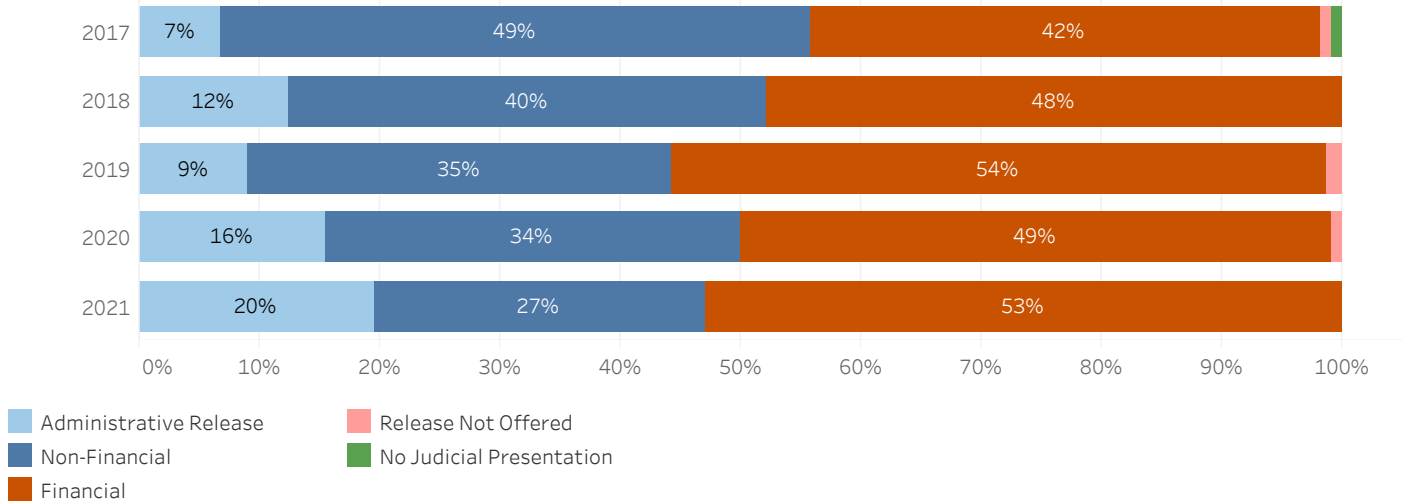


ADMINISTRATIVE OFFICE OF THE COURTS  
Research and Statistics

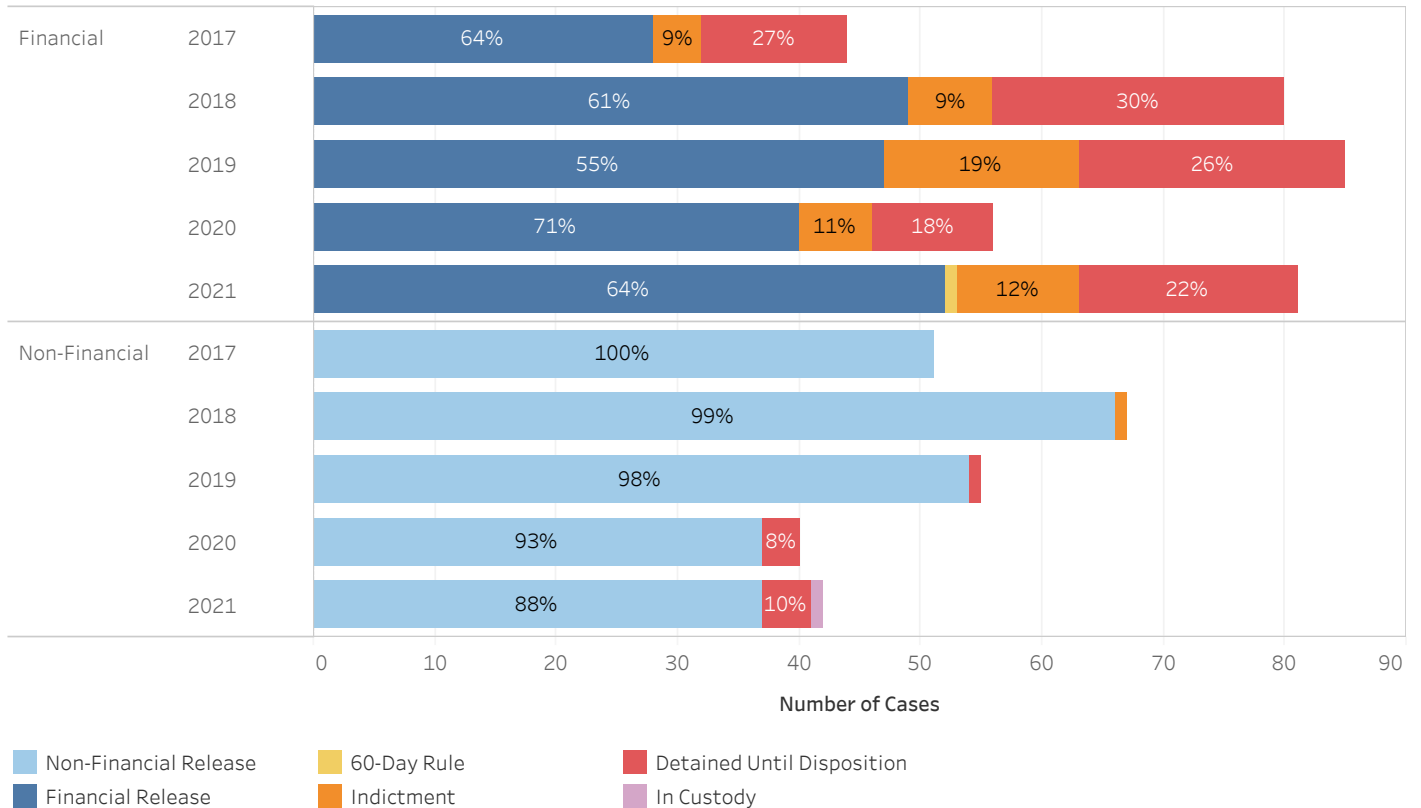
19\_PINS8007

District Court Cases Booked CY 17-21 HANCOCK COUNTY

District Court Release Decision (Bond) Percentage by Year of Case Booking



Number of District Court Cases and Release Outcome for Financial and Non-Financial Bonds  
(Excludes Administrative Release, Release Not Offered, and No Judicial Presentation)



\* Data provided from the Pretrial Information Management System.

\* A single release bond may apply to multiple cases.

\* A single case may have multiple different bonds set over time. Only the most recent release bond is reported for each case.





**ADMINISTRATIVE OFFICE OF THE COURTS**  
**Research and Statistics**

19\_PINS8007

**District Court Cases Booked CY 17-21 HANCOCK COUNTY**

District Court Release Decision and Release Outcome by Year of Case Booking

Year of Date Booked	Release Outcome	Release Decision					Grand Total
		Administrative Release	Non-Financial	Financial	Release Not Offered	No Judicial Presentation	
2017	Administrative Release	7					7
	Non-Financial Release		51				51
	Financial Release			28			28
	Indictment			4	1	1	6
	Detained Until Disposition			12			12
	<b>Total</b>		<b>7</b>	<b>51</b>	<b>44</b>	<b>1</b>	<b>1</b>
2018	Administrative Release	20					20
	Non-Financial Release		66				66
	Financial Release			49			49
	Indictment		1	7			8
	Detained Until Disposition	1		24			25
	<b>Total</b>		<b>21</b>	<b>67</b>	<b>80</b>		
2019	Administrative Release	14					14
	Non-Financial Release		54				54
	Financial Release			47			47
	Indictment			16			16
	Detained Until Disposition		1	22	2		25
	<b>Total</b>		<b>14</b>	<b>55</b>	<b>85</b>	<b>2</b>	
2020	Administrative Release	18					18
	Non-Financial Release		37				37
	Financial Release			40			40
	Indictment			6			6
	Detained Until Disposition		3	10	1		14
	<b>Total</b>		<b>18</b>	<b>40</b>	<b>56</b>	<b>1</b>	
2021	Administrative Release	28					28
	Non-Financial Release		37				37
	Financial Release			52			52
	60-Day Rule			1			1
	Indictment			10			10
	Detained Until Disposition	2	4	18			24
	In Custody		1				1
	<b>Total</b>		<b>30</b>	<b>42</b>	<b>81</b>		

\* Data provided from the Pretrial Information Management System.

\* A single release bond may apply to multiple cases.

\* A single case may have multiple different bonds set over time. Only the most recent release bond is reported for each case.

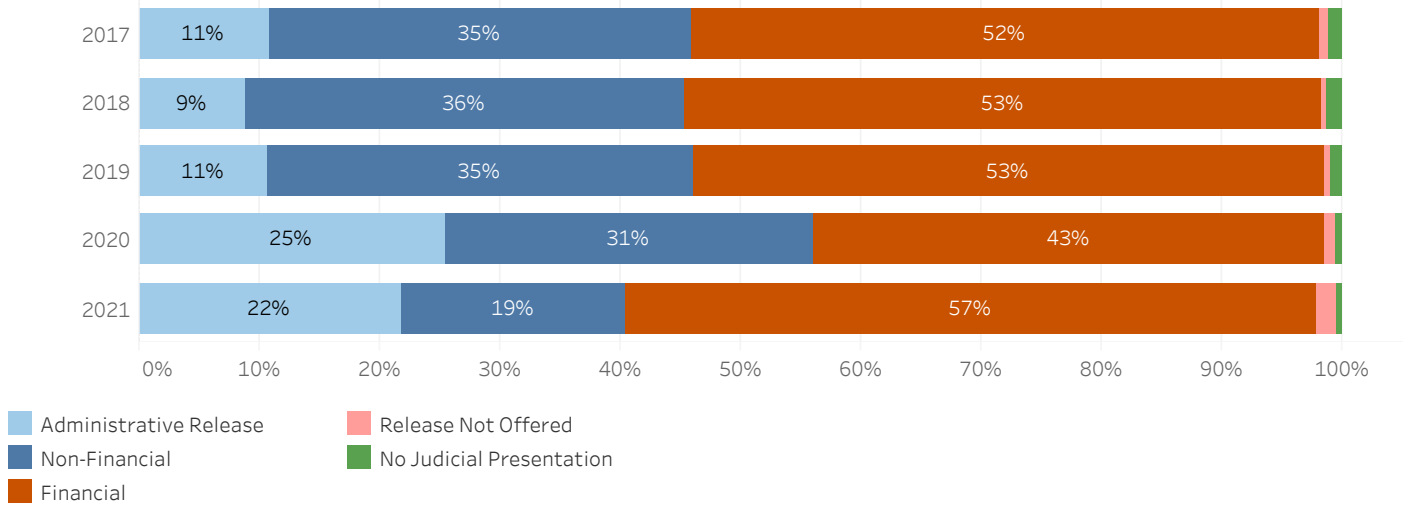


ADMINISTRATIVE OFFICE OF THE COURTS  
Research and Statistics

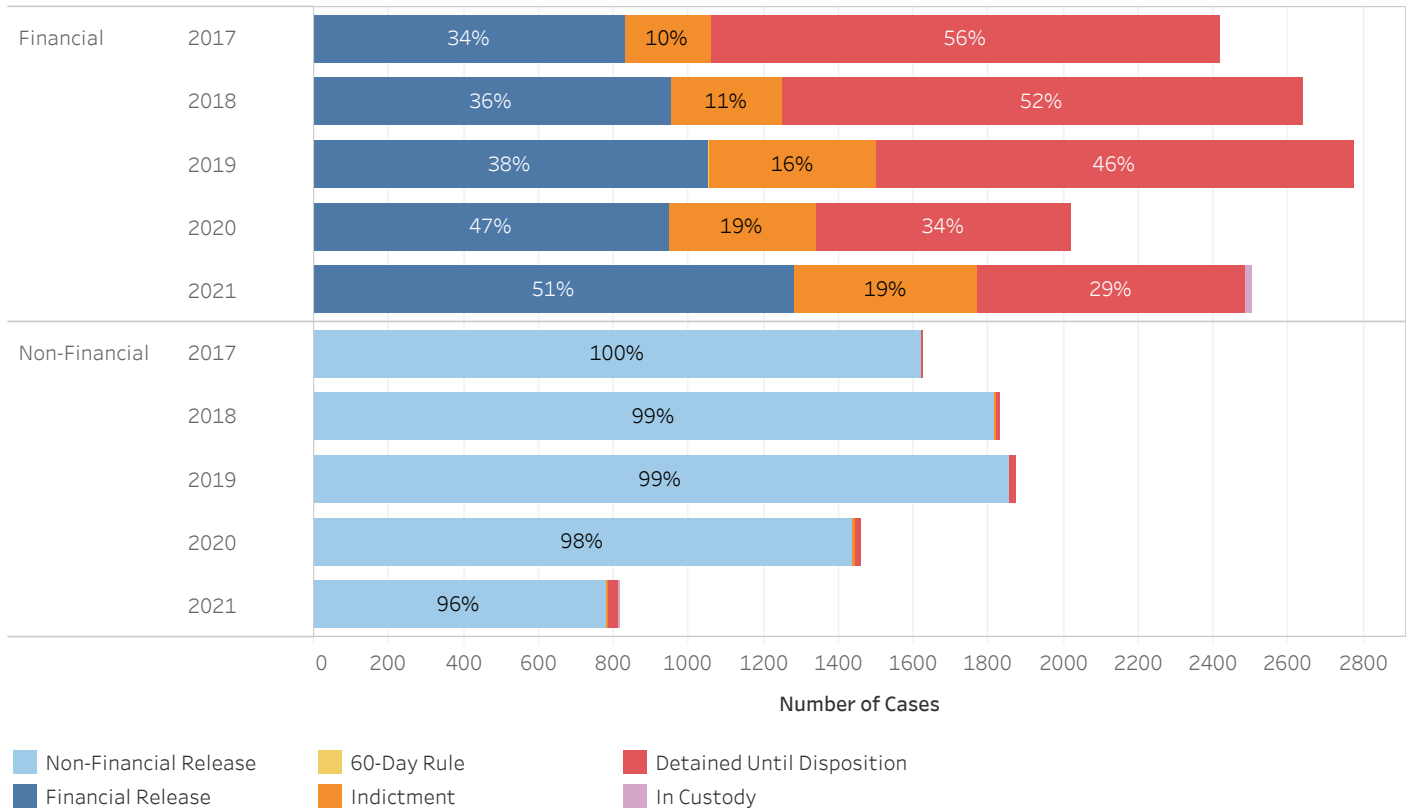
19\_PINS8007

District Court Cases Booked CY 17-21 HARDIN COUNTY

District Court Release Decision (Bond) Percentage by Year of Case Booking



Number of District Court Cases and Release Outcome for Financial and Non-Financial Bonds  
(Excludes Administrative Release, Release Not Offered, and No Judicial Presentation)



\* Data provided from the Pretrial Information Management System.

\* A single release bond may apply to multiple cases.

\* A single case may have multiple different bonds set over time. Only the most recent release bond is reported for each case.



**ADMINISTRATIVE OFFICE OF THE COURTS**  
**Research and Statistics**

19\_PINS8007

**District Court Cases Booked CY 17-21 HARDIN COUNTY**

District Court Release Decision and Release Outcome by Year of Case Booking

Year of Date Booked	Release Outcome	Release Decision					Grand Total
		Administrative Release	Non-Financial	Financial	Release Not Offered	No Judicial Presentation	
2017	Administrative Release	501					501
	Non-Financial Release		1,622				1,622
	Financial Release			831			831
	Indictment			232	1	1	234
	Detained Until Disposition	4	7	1,357	29	57	1,454
	<b>Total</b>	<b>505</b>	<b>1,629</b>	<b>2,420</b>	<b>30</b>	<b>58</b>	<b>4,642</b>
2018	Administrative Release	440					440
	Non-Financial Release		1,819				1,819
	Financial Release			953			953
	60-Day Rule			1			1
	Indictment		1	300			301
	Detained Until Disposition	5	9	1,384	19	66	1,483
<b>Total</b>	<b>445</b>	<b>1,829</b>	<b>2,638</b>	<b>19</b>	<b>66</b>	<b>4,997</b>	
2019	Administrative Release	568					568
	Non-Financial Release		1,856				1,856
	Financial Release			1,053			1,053
	60-Day Rule			3			3
	Indictment		3	445	1		449
	Detained Until Disposition	1	15	1,275	22	53	1,366
<b>Total</b>	<b>569</b>	<b>1,874</b>	<b>2,776</b>	<b>23</b>	<b>53</b>	<b>5,295</b>	
2020	Administrative Release	1,179					1,179
	Non-Financial Release		1,438				1,438
	Financial Release			951			951
	Indictment	7	6	389	1		403
	Detained Until Disposition	28	16	679	35	30	788
	<b>Total</b>	<b>1,214</b>	<b>1,460</b>	<b>2,019</b>	<b>36</b>	<b>30</b>	<b>4,759</b>
2021	Administrative Release	934					934
	Non-Financial Release		781				781
	Financial Release			1,284			1,284
	Indictment	7	6	486			499
	Detained Until Disposition	24	27	715	70	19	855
	In Custody	1	3	17			21
	<b>Total</b>	<b>966</b>	<b>817</b>	<b>2,502</b>	<b>70</b>	<b>19</b>	<b>4,374</b>

\* Data provided from the Pretrial Information Management System.

\* A single release bond may apply to multiple cases.

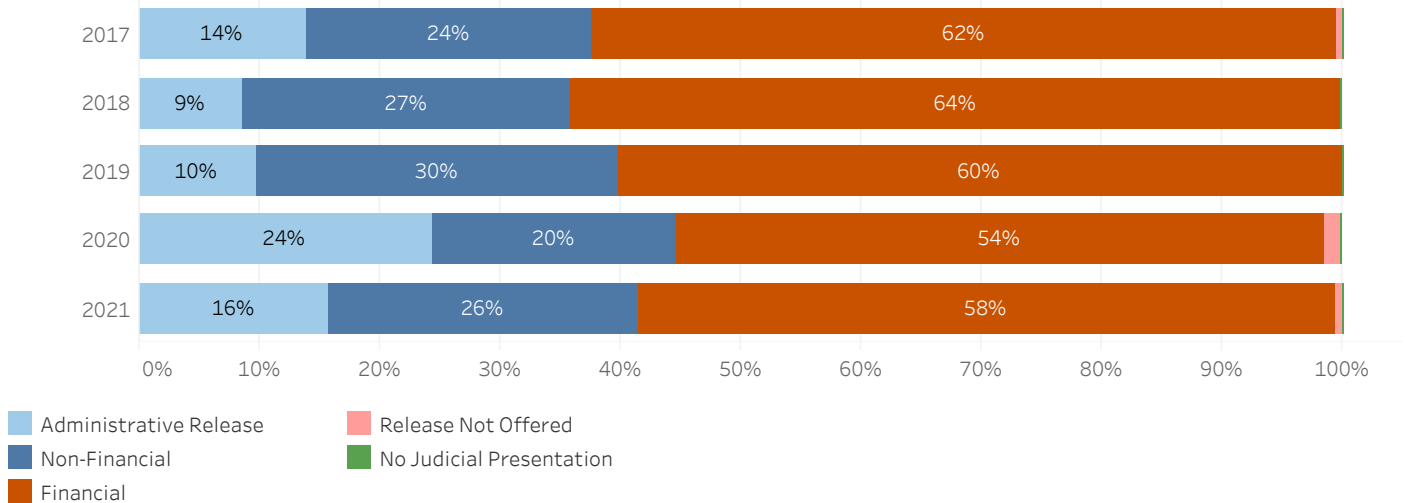
\* A single case may have multiple different bonds set over time. Only the most recent release bond is reported for each case.



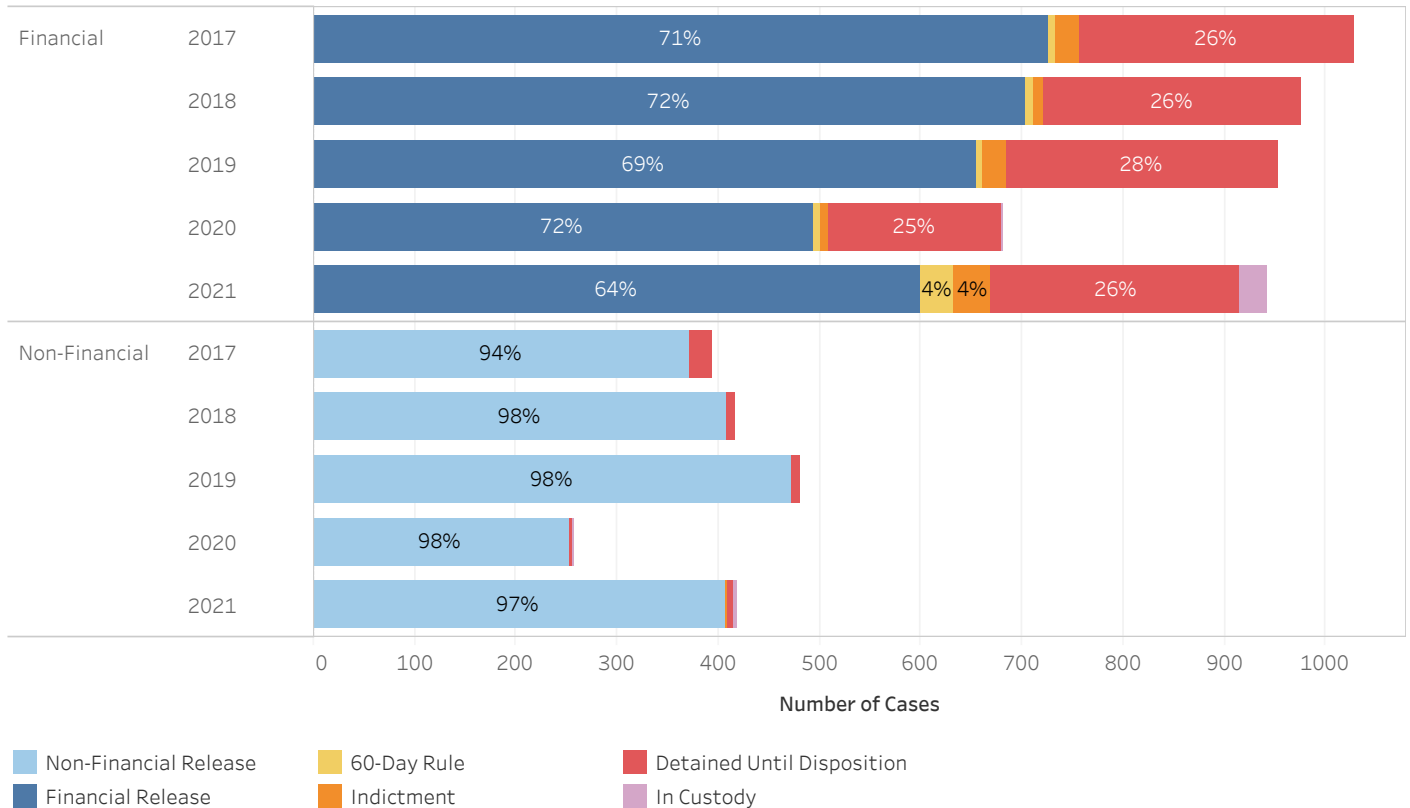
ADMINISTRATIVE OFFICE OF THE COURTS  
Research and Statistics

District Court Cases Booked CY 17-21 HARLAN COUNTY

District Court Release Decision (Bond) Percentage by Year of Case Booking



Number of District Court Cases and Release Outcome for Financial and Non-Financial Bonds  
(Excludes Administrative Release, Release Not Offered, and No Judicial Presentation)



\* Data provided from the Pretrial Information Management System.

\* A single release bond may apply to multiple cases.

\* A single case may have multiple different bonds set over time. Only the most recent release bond is reported for each case.



**ADMINISTRATIVE OFFICE OF THE COURTS  
Research and Statistics**

19\_PINS8007

**District Court Cases Booked CY 17-21 HARLAN COUNTY**

District Court Release Decision and Release Outcome by Year of Case Booking

Year of Date Booked	Release Outcome	Release Decision					Grand Total
		Administrative Release	Non-Financial	Financial	Release Not Offered	No Judicial Presentation	
2017	Administrative Release	228					228
	Non-Financial Release		372				372
	Financial Release			726			726
	60-Day Rule			7			7
	Indictment			24	1		25
	Detained Until Disposition	3	22	271	5	1	302
	<b>Total</b>	<b>231</b>	<b>394</b>	<b>1,028</b>	<b>6</b>	<b>1</b>	<b>1,660</b>
2018	Administrative Release	132					132
	Non-Financial Release		409				409
	Financial Release			704			704
	60-Day Rule			8			8
	Indictment			9			9
	Detained Until Disposition		8	256		4	268
	<b>Total</b>	<b>132</b>	<b>417</b>	<b>977</b>		<b>4</b>	<b>1,530</b>
2019	Administrative Release	150					150
	Non-Financial Release		473				473
	Financial Release			655			655
	60-Day Rule			6			6
	Indictment			23			23
	Detained Until Disposition	4	8	269		1	282
	<b>Total</b>	<b>154</b>	<b>481</b>	<b>953</b>		<b>1</b>	<b>1,589</b>
2020	Administrative Release	305					305
	Non-Financial Release		253				253
	Financial Release			494			494
	60-Day Rule			6			6
	Indictment			9			9
	Detained Until Disposition	7	3	171	17	2	200
	In Custody		1	2			3
<b>Total</b>	<b>312</b>	<b>257</b>	<b>682</b>	<b>17</b>	<b>2</b>	<b>1,270</b>	
2021	Administrative Release	251					251
	Non-Financial Release		407				407
	Financial Release			600			600
	60-Day Rule			33	1		34
	Indictment		1	36	1		38
	Detained Until Disposition	6	7	247	7	1	268
	In Custody	1	4	26			31
<b>Total</b>	<b>258</b>	<b>419</b>	<b>942</b>	<b>9</b>	<b>1</b>	<b>1,629</b>	

\* Data provided from the Pretrial Information Management System.

\* A single release bond may apply to multiple cases.

\* A single case may have multiple different bonds set over time. Only the most recent release bond is reported for each case.

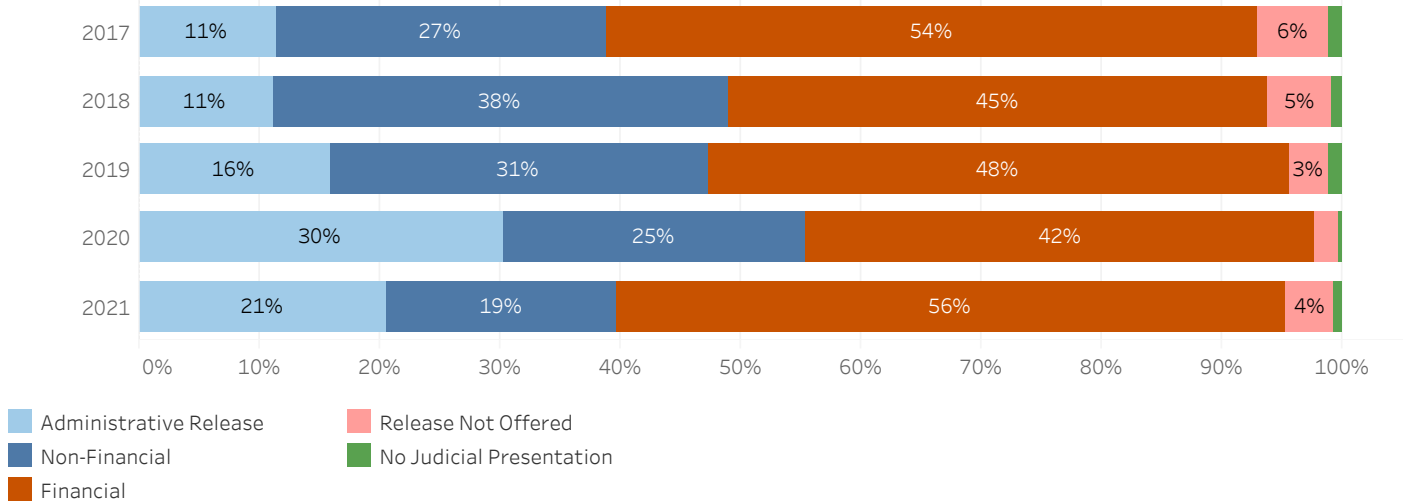


ADMINISTRATIVE OFFICE OF THE COURTS  
Research and Statistics

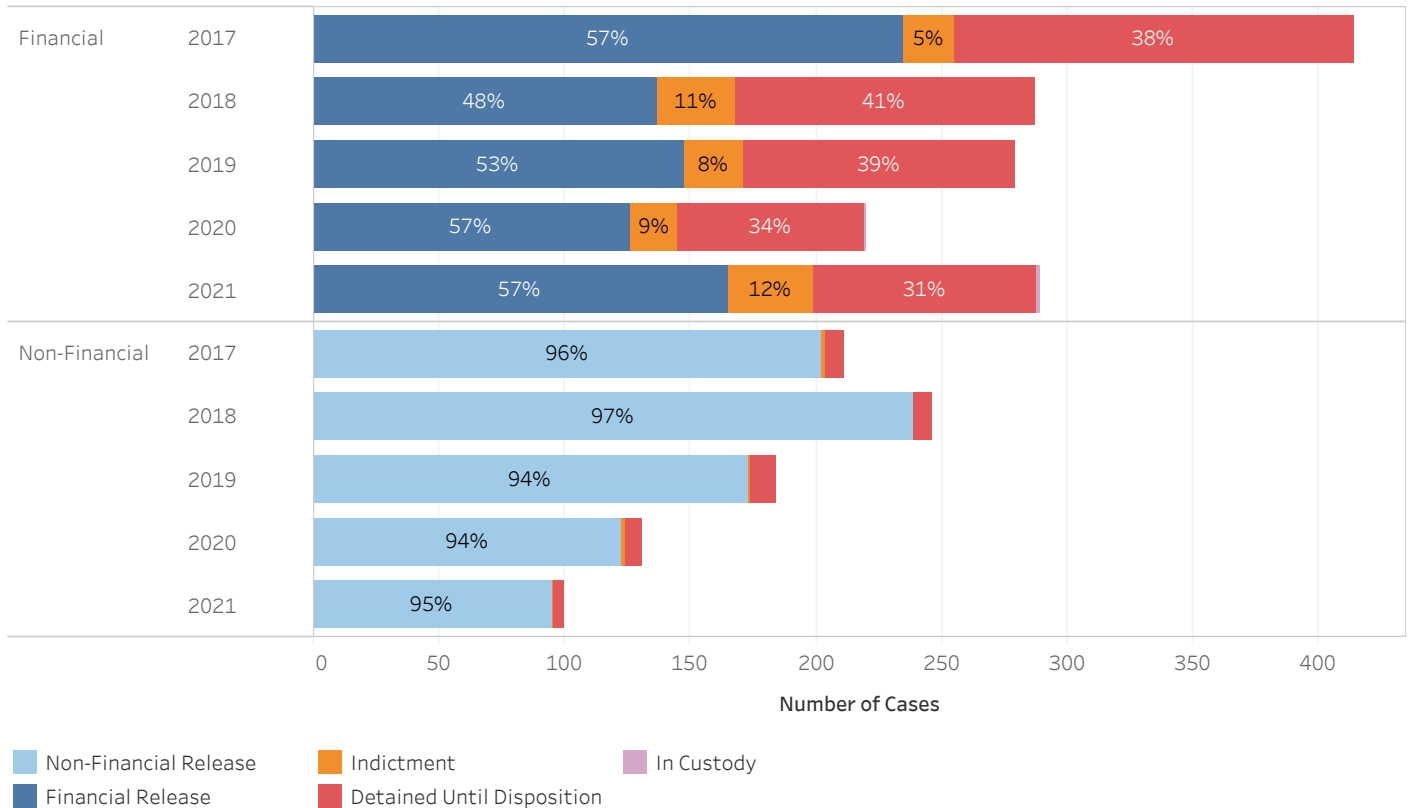
19\_PINS8007

District Court Cases Booked CY 17-21 HARRISON COUNTY

District Court Release Decision (Bond) Percentage by Year of Case Booking



Number of District Court Cases and Release Outcome for Financial and Non-Financial Bonds  
(Excludes Administrative Release, Release Not Offered, and No Judicial Presentation)



\* Data provided from the Pretrial Information Management System.

\* A single release bond may apply to multiple cases.

\* A single case may have multiple different bonds set over time. Only the most recent release bond is reported for each case.



**ADMINISTRATIVE OFFICE OF THE COURTS**  
**Research and Statistics**

19\_PINS8007

**District Court Cases Booked CY 17-21 HARRISON COUNTY**

District Court Release Decision and Release Outcome by Year of Case Booking

Year of Date Booked	Release Outcome	Release Decision					Grand Total
		Administrative Release	Non-Financial	Financial	Release Not Offered	No Judicial Presentation	
2017	Administrative Release	88					88
	Non-Financial Release		202				202
	Financial Release			235			235
	Indictment		2	20	1		23
	Detained Until Disposition		7	159	45	8	219
	<b>Total</b>		<b>88</b>	<b>211</b>	<b>414</b>	<b>46</b>	<b>8</b>
2018	Administrative Release	73					73
	Non-Financial Release		239				239
	Financial Release			137			137
	Indictment			31	1	1	33
	Detained Until Disposition		7	119	34	4	164
	<b>Total</b>		<b>73</b>	<b>246</b>	<b>287</b>	<b>35</b>	<b>5</b>
2019	Administrative Release	91					91
	Non-Financial Release		173				173
	Financial Release			148			148
	Indictment		1	23	4		28
	Detained Until Disposition	2	10	108	15	7	142
	<b>Total</b>		<b>93</b>	<b>184</b>	<b>279</b>	<b>19</b>	<b>7</b>
2020	Administrative Release	156					156
	Non-Financial Release		123				123
	Financial Release			126			126
	Indictment		1	19	2		22
	Detained Until Disposition	2	7	74	6	2	91
	In Custody			1			1
	<b>Total</b>		<b>158</b>	<b>131</b>	<b>220</b>	<b>8</b>	<b>2</b>
2021	Administrative Release	101					101
	Non-Financial Release		95				95
	Financial Release			165			165
	Indictment		1	34	1		36
	Detained Until Disposition	6	4	89	17	4	120
	In Custody			1			1
	<b>Total</b>		<b>107</b>	<b>100</b>	<b>289</b>	<b>18</b>	<b>4</b>

\* Data provided from the Pretrial Information Management System.

\* A single release bond may apply to multiple cases.

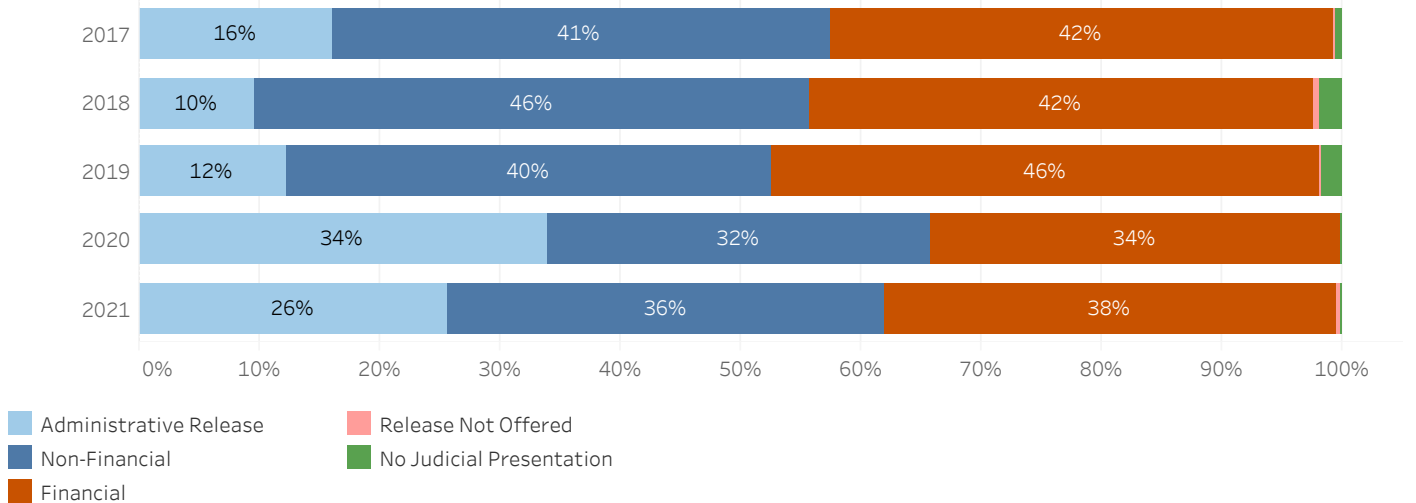
\* A single case may have multiple different bonds set over time. Only the most recent release bond is reported for each case.



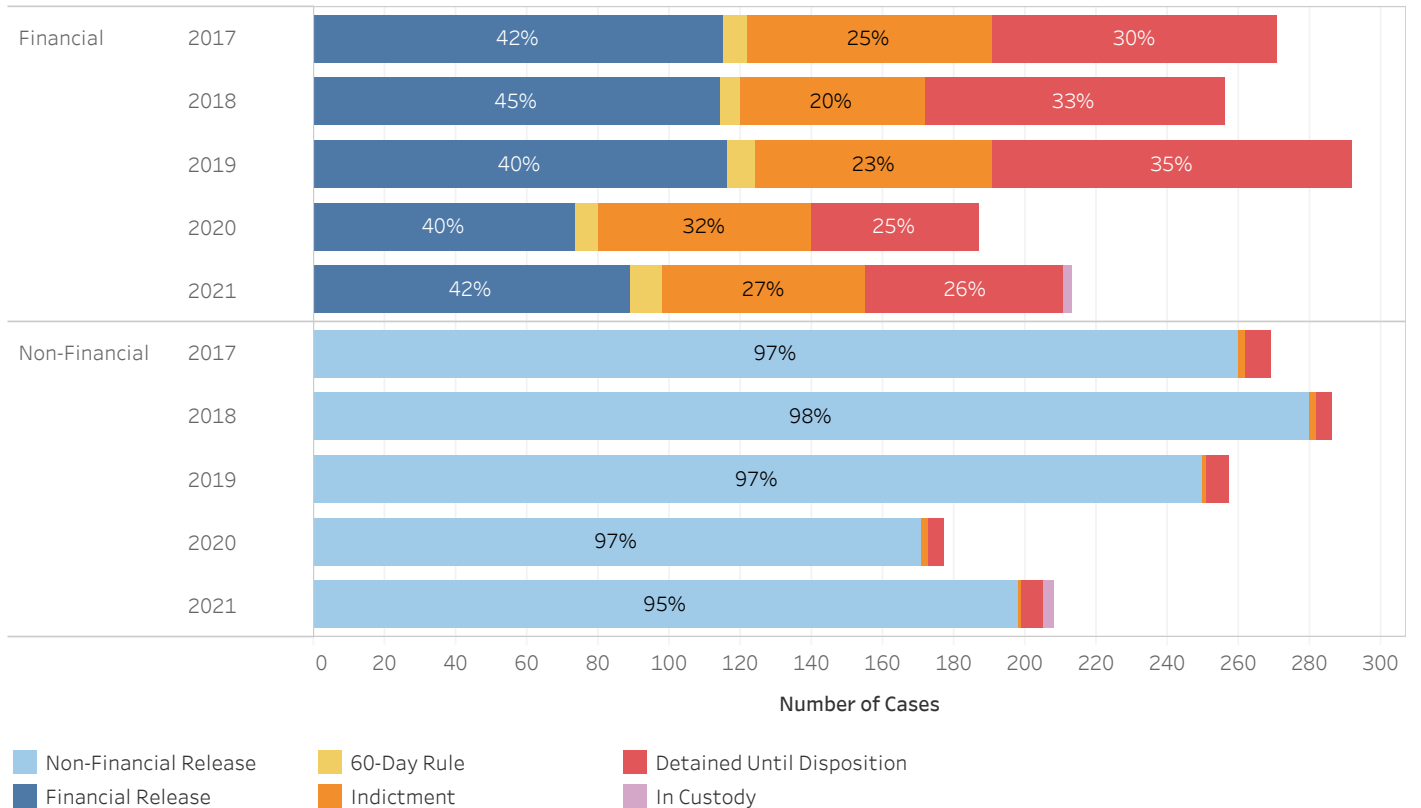
ADMINISTRATIVE OFFICE OF THE COURTS  
Research and Statistics

District Court Cases Booked CY 17-21 HART COUNTY

District Court Release Decision (Bond) Percentage by Year of Case Booking



Number of District Court Cases and Release Outcome for Financial and Non-Financial Bonds  
(Excludes Administrative Release, Release Not Offered, and No Judicial Presentation)



\* Data provided from the Pretrial Information Management System.

\* A single release bond may apply to multiple cases.

\* A single case may have multiple different bonds set over time. Only the most recent release bond is reported for each case.





**ADMINISTRATIVE OFFICE OF THE COURTS**  
**Research and Statistics**

19\_PINS8007

**District Court Cases Booked CY 17-21 HART COUNTY**

District Court Release Decision and Release Outcome by Year of Case Booking

Year of Date Booked	Release Outcome	Release Decision					Grand Total
		Administrative Release	Non-Financial	Financial	Release Not Offered	No Judicial Presentation	
2017	Administrative Release	100					100
	Non-Financial Release		260				260
	Financial Release			115			115
	60-Day Rule			7			7
	Indictment		2	69			71
	Detained Until Disposition	5	7	80	1	4	97
	<b>Total</b>	<b>105</b>	<b>269</b>	<b>271</b>	<b>1</b>	<b>4</b>	<b>650</b>
2018	Administrative Release	57					57
	Non-Financial Release		280				280
	Financial Release			114			114
	60-Day Rule			6			6
	Indictment		2	52		1	55
	Detained Until Disposition	2	4	84	3	11	104
	<b>Total</b>	<b>59</b>	<b>286</b>	<b>256</b>	<b>3</b>	<b>12</b>	<b>616</b>
2019	Administrative Release	78					78
	Non-Financial Release		250				250
	Financial Release			116			116
	60-Day Rule			8			8
	Indictment		1	67		1	69
	Detained Until Disposition	1	6	101	1	10	119
	<b>Total</b>	<b>79</b>	<b>257</b>	<b>292</b>	<b>1</b>	<b>11</b>	<b>640</b>
2020	Administrative Release	182					182
	Non-Financial Release		171				171
	Financial Release			74			74
	60-Day Rule			6			6
	Indictment	2	2	60			64
	Detained Until Disposition	4	4	47		1	56
	<b>Total</b>	<b>188</b>	<b>177</b>	<b>187</b>		<b>1</b>	<b>553</b>
2021	Administrative Release	144					144
	Non-Financial Release		198				198
	Financial Release			89			89
	60-Day Rule			9			9
	Indictment	1	1	57			59
	Detained Until Disposition	5	6	56	1	1	69
	In Custody		3	2			5
	<b>Total</b>	<b>150</b>	<b>208</b>	<b>213</b>	<b>1</b>	<b>1</b>	<b>573</b>

\* Data provided from the Pretrial Information Management System.

\* A single release bond may apply to multiple cases.

\* A single case may have multiple different bonds set over time. Only the most recent release bond is reported for each case.

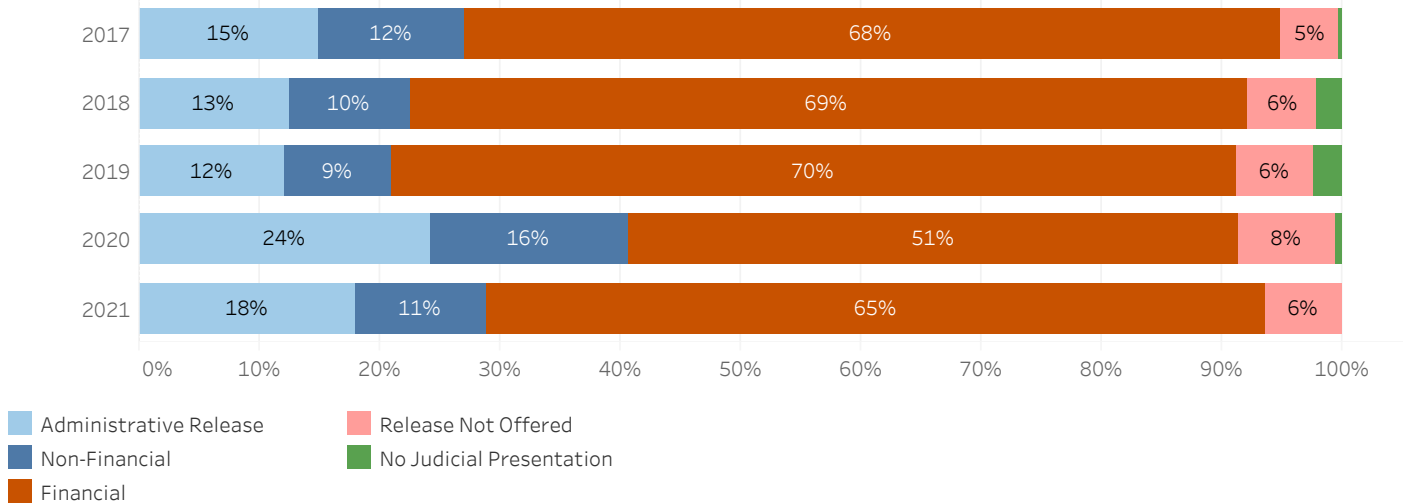


ADMINISTRATIVE OFFICE OF THE COURTS  
Research and Statistics

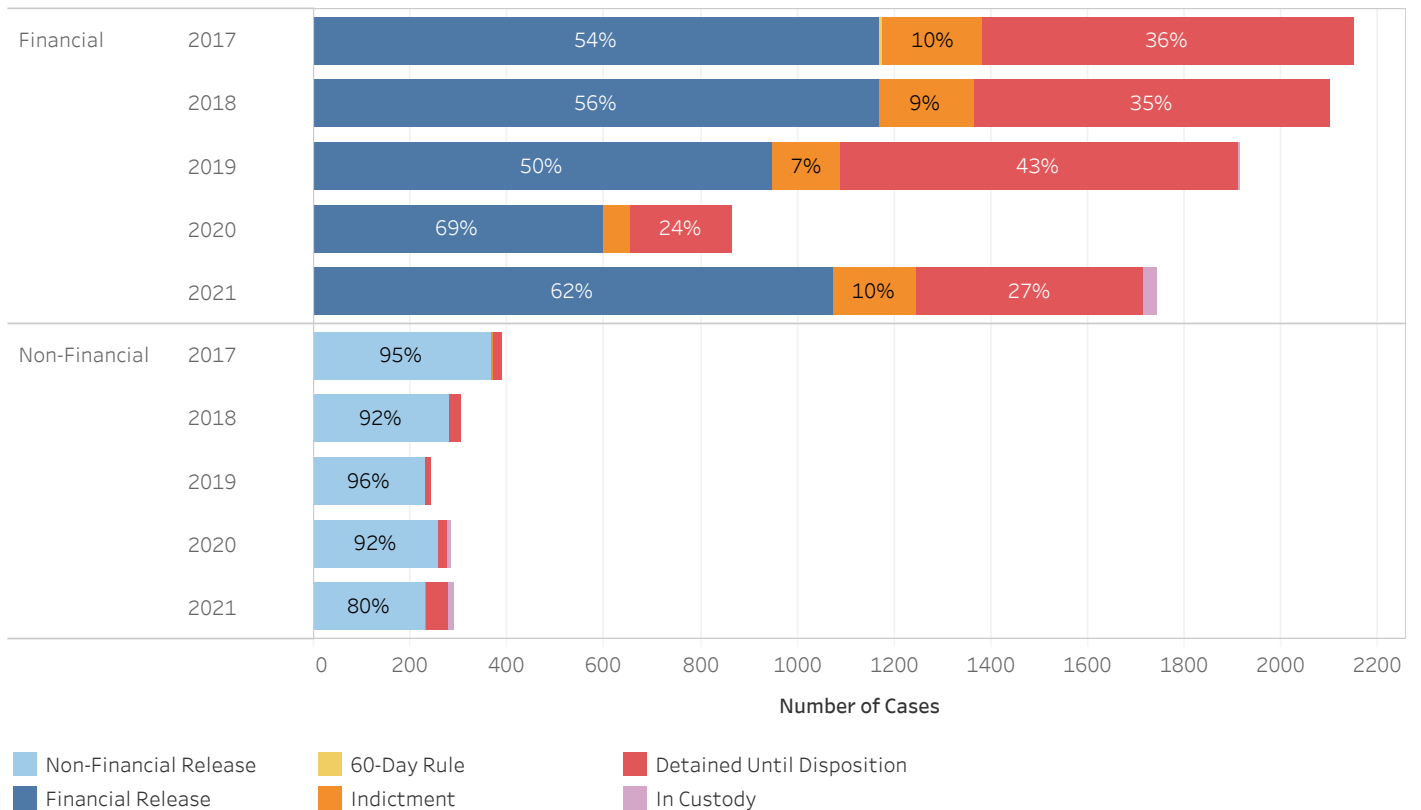
19\_PINS8007

District Court Cases Booked CY 17-21 HENDERSON COUNTY

District Court Release Decision (Bond) Percentage by Year of Case Booking



Number of District Court Cases and Release Outcome for Financial and Non-Financial Bonds  
(Excludes Administrative Release, Release Not Offered, and No Judicial Presentation)



\* Data provided from the Pretrial Information Management System.

\* A single release bond may apply to multiple cases.

\* A single case may have multiple different bonds set over time. Only the most recent release bond is reported for each case.



**ADMINISTRATIVE OFFICE OF THE COURTS  
Research and Statistics**

19\_PINS8007

**District Court Cases Booked CY 17-21 HENDERSON COUNTY**

District Court Release Decision and Release Outcome by Year of Case Booking

Year of Date Booked	Release Outcome	Release Decision					Grand Total
		Administrative Release	Non-Financial	Financial	Release Not Offered	No Judicial Presentation	
2017	Administrative Release	460					460
	Non-Financial Release		368				368
	Financial Release			1,170			1,170
	60-Day Rule			5			5
	Indictment		4	209	1		214
	Detained Until Disposition	13	15	766	154	10	958
	<b>Total</b>	<b>473</b>	<b>387</b>	<b>2,150</b>	<b>155</b>	<b>10</b>	<b>3,175</b>
2018	Administrative Release	368					368
	Non-Financial Release		280				280
	Financial Release			1,170			1,170
	60-Day Rule			1			1
	Indictment			193	1		194
	Detained Until Disposition	10	24	735	175	63	1,007
	<b>Total</b>	<b>378</b>	<b>304</b>	<b>2,099</b>	<b>176</b>	<b>63</b>	<b>3,020</b>
2019	Administrative Release	326					326
	Non-Financial Release		231				231
	Financial Release			947			947
	Indictment	1	1	141	2	1	146
	Detained Until Disposition	4	9	824	170	65	1,072
	In Custody			1			1
	<b>Total</b>	<b>331</b>	<b>241</b>	<b>1,913</b>	<b>172</b>	<b>66</b>	<b>2,723</b>
2020	Administrative Release	379					379
	Non-Financial Release		259				259
	Financial Release			600			600
	Indictment	9	1	55	1		66
	Detained Until Disposition	25	18	211	135	10	399
	In Custody		4				4
	<b>Total</b>	<b>413</b>	<b>282</b>	<b>866</b>	<b>136</b>	<b>10</b>	<b>1,707</b>
2021	Administrative Release	440					440
	Non-Financial Release		231				231
	Financial Release			1,075			1,075
	Indictment	13	4	170	7		194
	Detained Until Disposition	35	46	470	164		715
	In Custody		9	30	1		40
	<b>Total</b>	<b>488</b>	<b>290</b>	<b>1,745</b>	<b>172</b>		<b>2,695</b>

\* Data provided from the Pretrial Information Management System.

\* A single release bond may apply to multiple cases.

\* A single case may have multiple different bonds set over time. Only the most recent release bond is reported for each case.

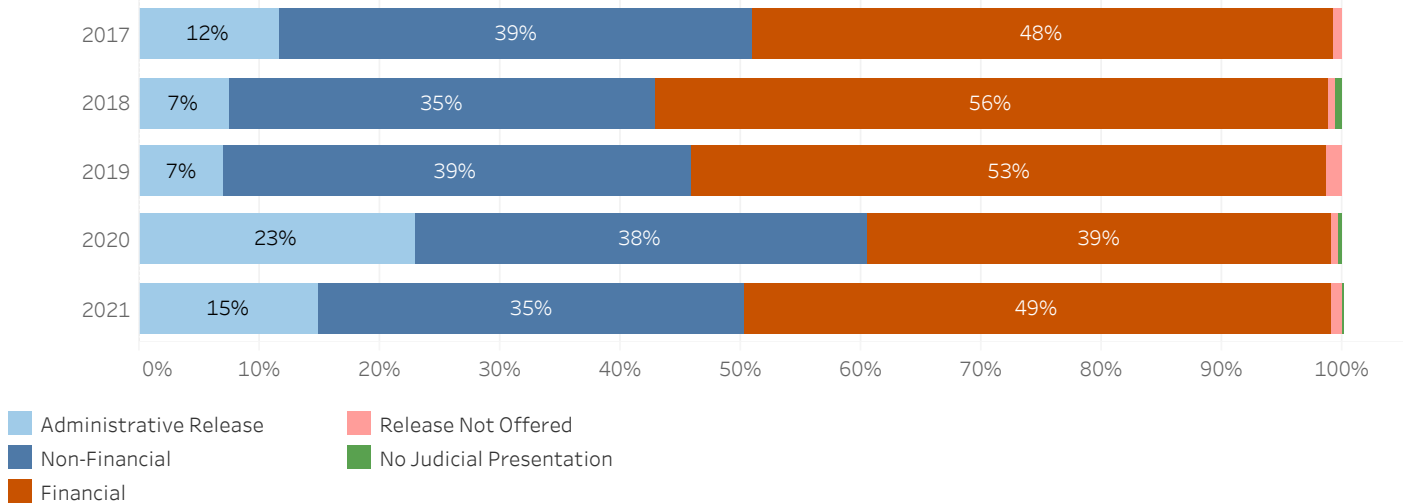


ADMINISTRATIVE OFFICE OF THE COURTS  
Research and Statistics

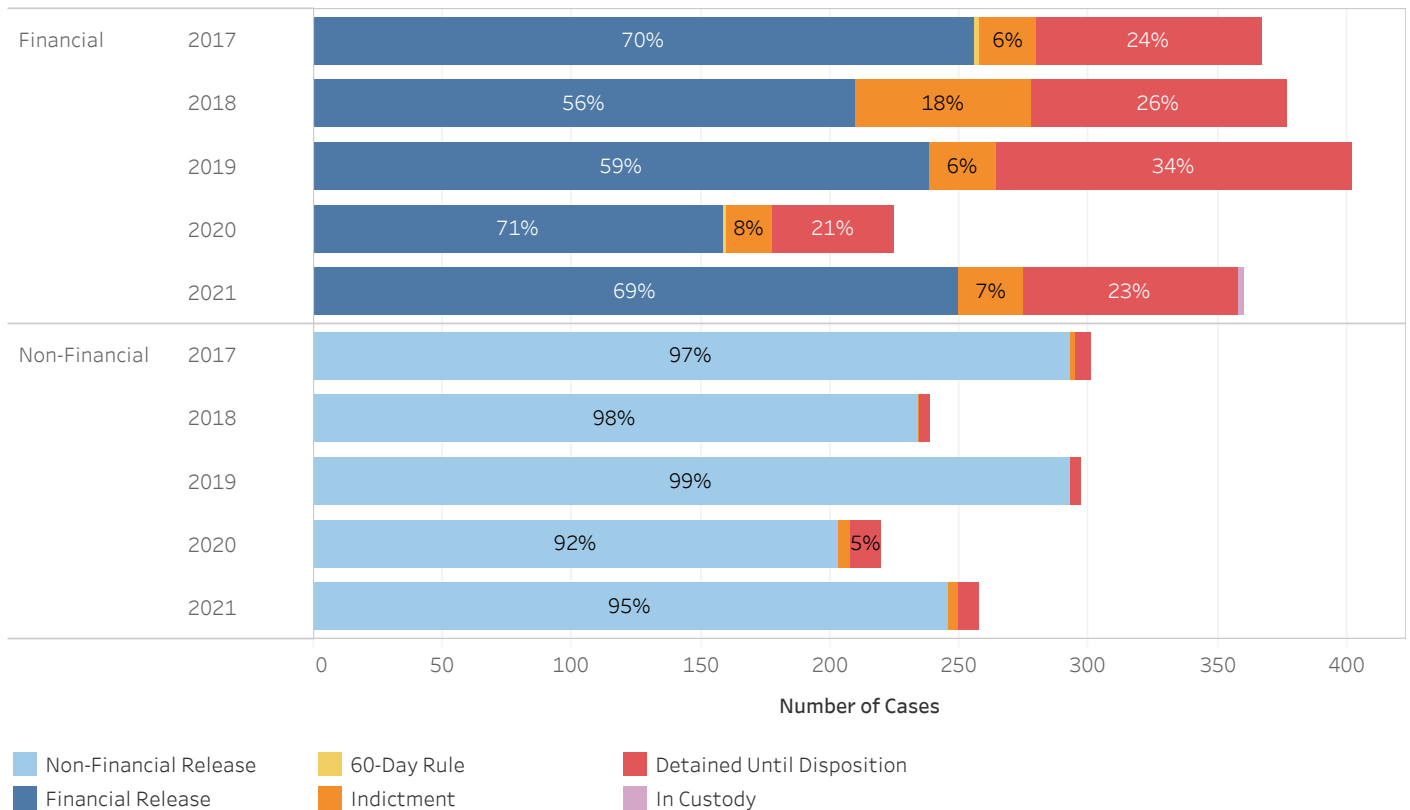
19\_PINS8007

District Court Cases Booked CY 17-21 HENRY COUNTY

District Court Release Decision (Bond) Percentage by Year of Case Booking



Number of District Court Cases and Release Outcome for Financial and Non-Financial Bonds  
(Excludes Administrative Release, Release Not Offered, and No Judicial Presentation)



\* Data provided from the Pretrial Information Management System.

\* A single release bond may apply to multiple cases.

\* A single case may have multiple different bonds set over time. Only the most recent release bond is reported for each case.



**ADMINISTRATIVE OFFICE OF THE COURTS**  
**Research and Statistics**

19\_PINS8007

**District Court Cases Booked CY 17-21 HENRY COUNTY**

District Court Release Decision and Release Outcome by Year of Case Booking

Year of Date Booked	Release Outcome	Release Decision					Grand Total
		Administrative Release	Non-Financial	Financial	Release Not Offered	No Judicial Presentation	
2017	Administrative Release	89					89
	Non-Financial Release		293				293
	Financial Release			256			256
	60-Day Rule			2			2
	Indictment		2	22			24
	Detained Until Disposition		6	87	6		99
	<b>Total</b>		<b>89</b>	<b>301</b>	<b>367</b>	<b>6</b>	
2018	Administrative Release	50					50
	Non-Financial Release		234				234
	Financial Release			210			210
	Indictment		1	68			69
	Detained Until Disposition		4	99	4	4	111
	<b>Total</b>		<b>50</b>	<b>239</b>	<b>377</b>	<b>4</b>	<b>4</b>
2019	Administrative Release	53					53
	Non-Financial Release		293				293
	Financial Release			239			239
	Indictment			25			25
	Detained Until Disposition	1	4	138	10		153
	<b>Total</b>		<b>54</b>	<b>297</b>	<b>402</b>	<b>10</b>	
2020	Administrative Release	133					133
	Non-Financial Release		203				203
	Financial Release			159			159
	60-Day Rule			1			1
	Indictment		5	18			23
	Detained Until Disposition	3	12	47	3	2	67
	<b>Total</b>		<b>136</b>	<b>220</b>	<b>225</b>	<b>3</b>	<b>2</b>
2021	Administrative Release	107					107
	Non-Financial Release		246				246
	Financial Release			250			250
	Indictment	1	4	25			30
	Detained Until Disposition	2	8	83	5	1	99
	In Custody			2			2
	<b>Total</b>		<b>110</b>	<b>258</b>	<b>360</b>	<b>5</b>	<b>1</b>

\* Data provided from the Pretrial Information Management System.

\* A single release bond may apply to multiple cases.

\* A single case may have multiple different bonds set over time. Only the most recent release bond is reported for each case.

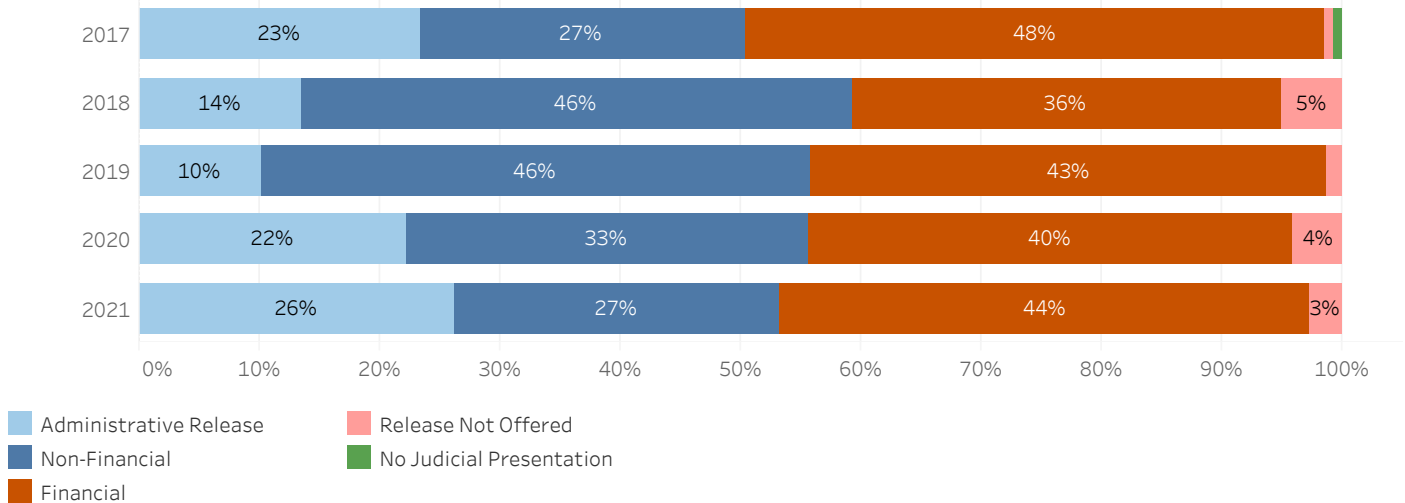


ADMINISTRATIVE OFFICE OF THE COURTS  
Research and Statistics

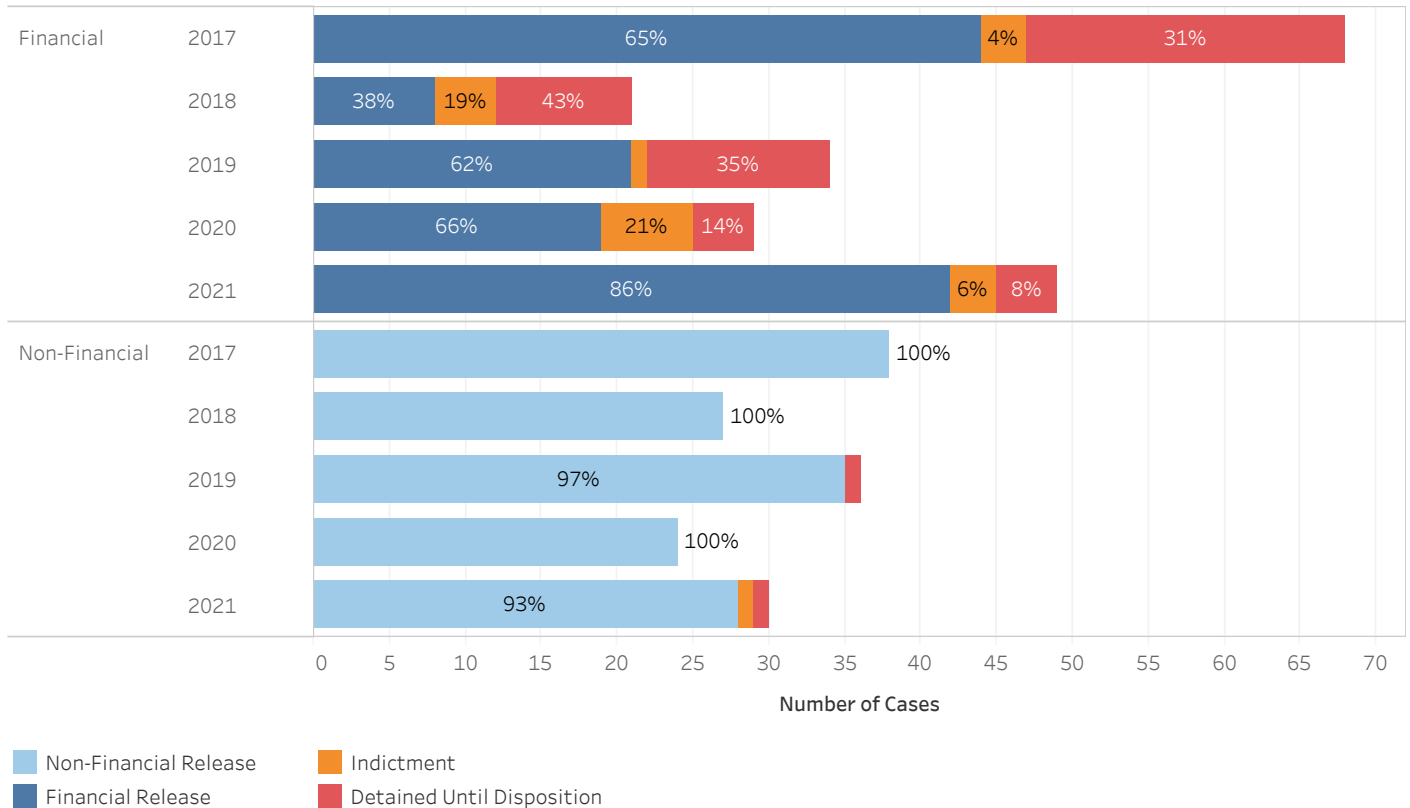
19\_PINS8007

District Court Cases Booked CY 17-21 HICKMAN COUNTY

District Court Release Decision (Bond) Percentage by Year of Case Booking



Number of District Court Cases and Release Outcome for Financial and Non-Financial Bonds  
(Excludes Administrative Release, Release Not Offered, and No Judicial Presentation)



\* Data provided from the Pretrial Information Management System.

\* A single release bond may apply to multiple cases.

\* A single case may have multiple different bonds set over time. Only the most recent release bond is reported for each case.



**ADMINISTRATIVE OFFICE OF THE COURTS**  
**Research and Statistics**

19\_PINS8007

**District Court Cases Booked CY 17-21 HICKMAN COUNTY**

District Court Release Decision and Release Outcome by Year of Case Booking

Year of Date Booked	Release Outcome	Release Decision					Grand Total
		Administrative Release	Non-Financial	Financial	Release Not Offered	No Judicial Presentation	
2017	Administrative Release	33					33
	Non-Financial Release		38				38
	Financial Release			44			44
	Indictment			3			3
	Detained Until Disposition			21	1	1	23
	<b>Total</b>		<b>33</b>	<b>38</b>	<b>68</b>	<b>1</b>	<b>1</b>
2018	Administrative Release	8					8
	Non-Financial Release		27				27
	Financial Release			8			8
	Indictment			4			4
	Detained Until Disposition			9	3		12
	<b>Total</b>		<b>8</b>	<b>27</b>	<b>21</b>	<b>3</b>	
2019	Administrative Release	8					8
	Non-Financial Release		35				35
	Financial Release			21			21
	Indictment			1			1
	Detained Until Disposition		1	12	1		14
	<b>Total</b>		<b>8</b>	<b>36</b>	<b>34</b>	<b>1</b>	
2020	Administrative Release	16					16
	Non-Financial Release		24				24
	Financial Release			19			19
	Indictment			6			6
	Detained Until Disposition			4	3		7
	<b>Total</b>		<b>16</b>	<b>24</b>	<b>29</b>	<b>3</b>	
2021	Administrative Release	27					27
	Non-Financial Release		28				28
	Financial Release			42			42
	Indictment		1	3			4
	Detained Until Disposition	2	1	4	3		10
	<b>Total</b>		<b>29</b>	<b>30</b>	<b>49</b>	<b>3</b>	

\* Data provided from the Pretrial Information Management System.

\* A single release bond may apply to multiple cases.

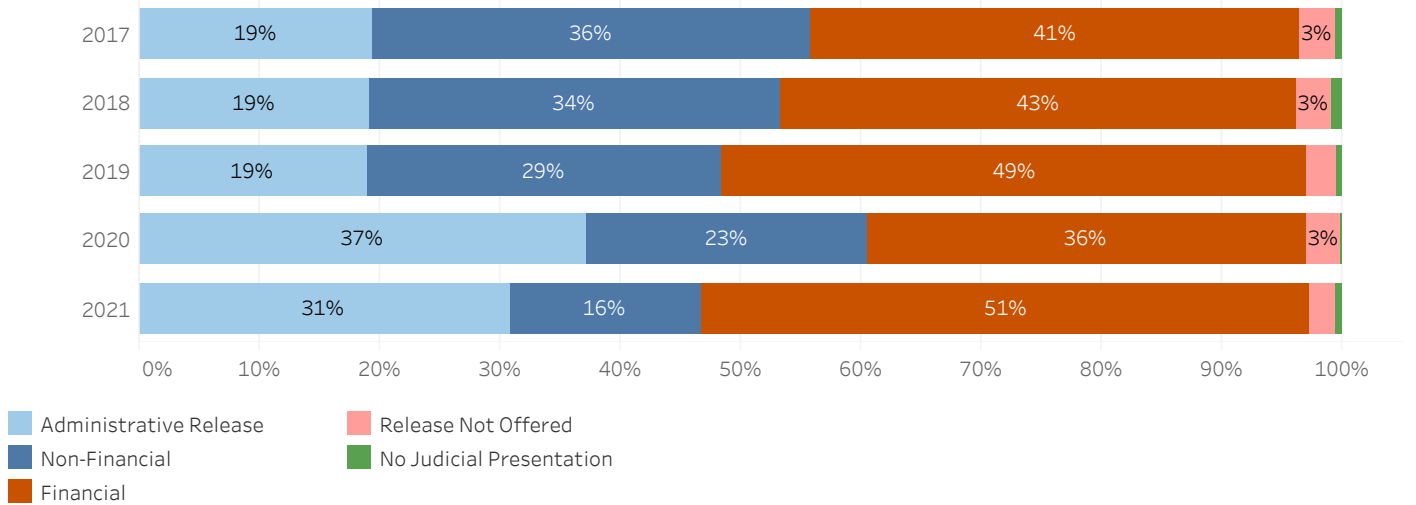
\* A single case may have multiple different bonds set over time. Only the most recent release bond is reported for each case.



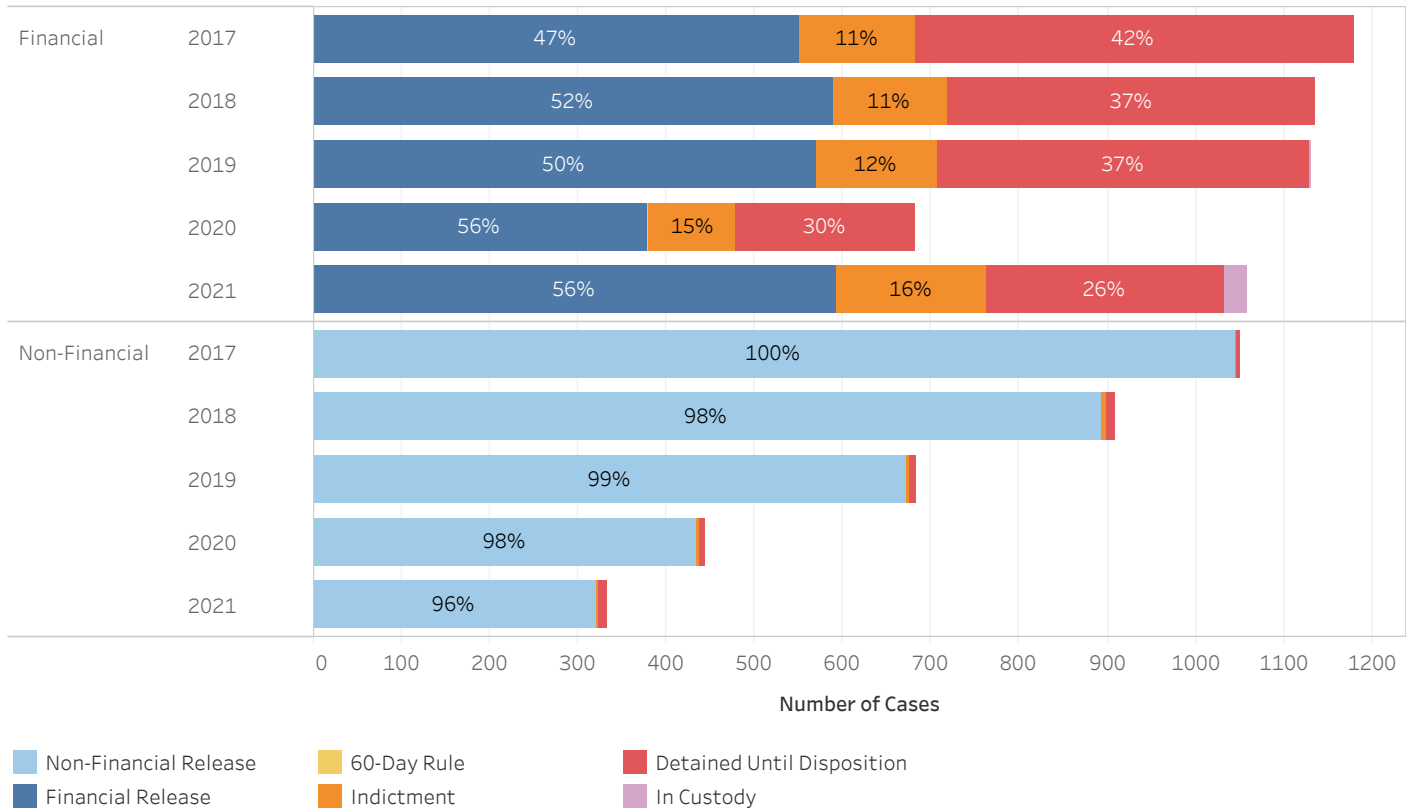
ADMINISTRATIVE OFFICE OF THE COURTS  
Research and Statistics

District Court Cases Booked CY 17-21 HOPKINS COUNTY

District Court Release Decision (Bond) Percentage by Year of Case Booking



Number of District Court Cases and Release Outcome for Financial and Non-Financial Bonds  
(Excludes Administrative Release, Release Not Offered, and No Judicial Presentation)



\* Data provided from the Pretrial Information Management System.

\* A single release bond may apply to multiple cases.

\* A single case may have multiple different bonds set over time. Only the most recent release bond is reported for each case.





**ADMINISTRATIVE OFFICE OF THE COURTS  
Research and Statistics**

19\_PINS8007

**District Court Cases Booked CY 17-21 HOPKINS COUNTY**

District Court Release Decision and Release Outcome by Year of Case Booking

Year of Date Booked	Release Outcome	Release Decision					Grand Total
		Administrative Release	Non-Financial	Financial	Release Not Offered	No Judicial Presentation	
2017	Administrative Release	562					562
	Non-Financial Release		1,045				1,045
	Financial Release			551			551
	Indictment		1	131	2	2	136
	Detained Until Disposition		4	498	82	16	600
	<b>Total</b>		<b>562</b>	<b>1,050</b>	<b>1,180</b>	<b>84</b>	<b>18</b>
2018	Administrative Release	508					508
	Non-Financial Release		893				893
	Financial Release			590			590
	Indictment		6	128	2		136
	Detained Until Disposition	1	9	418	75	25	528
	<b>Total</b>		<b>509</b>	<b>908</b>	<b>1,136</b>	<b>77</b>	<b>25</b>
2019	Administrative Release	439					439
	Non-Financial Release		673				673
	Financial Release			570			570
	Indictment		3	136			139
	Detained Until Disposition	3	7	423	57	11	501
	In Custody			1			1
<b>Total</b>		<b>442</b>	<b>683</b>	<b>1,130</b>	<b>57</b>	<b>11</b>	<b>2,323</b>
2020	Administrative Release	689					689
	Non-Financial Release		435				435
	Financial Release			379			379
	60-Day Rule			1			1
	Indictment	1	3	99	2		105
	Detained Until Disposition	14	5	203	53	2	277
	<b>Total</b>		<b>704</b>	<b>443</b>	<b>682</b>	<b>55</b>	<b>2</b>
2021	Administrative Release	632					632
	Non-Financial Release		321				321
	Financial Release			594			594
	Indictment	3	1	169	2		175
	Detained Until Disposition	13	11	271	41	14	350
	In Custody			25			25
	<b>Total</b>		<b>648</b>	<b>333</b>	<b>1,059</b>	<b>43</b>	<b>14</b>

\* Data provided from the Pretrial Information Management System.

\* A single release bond may apply to multiple cases.

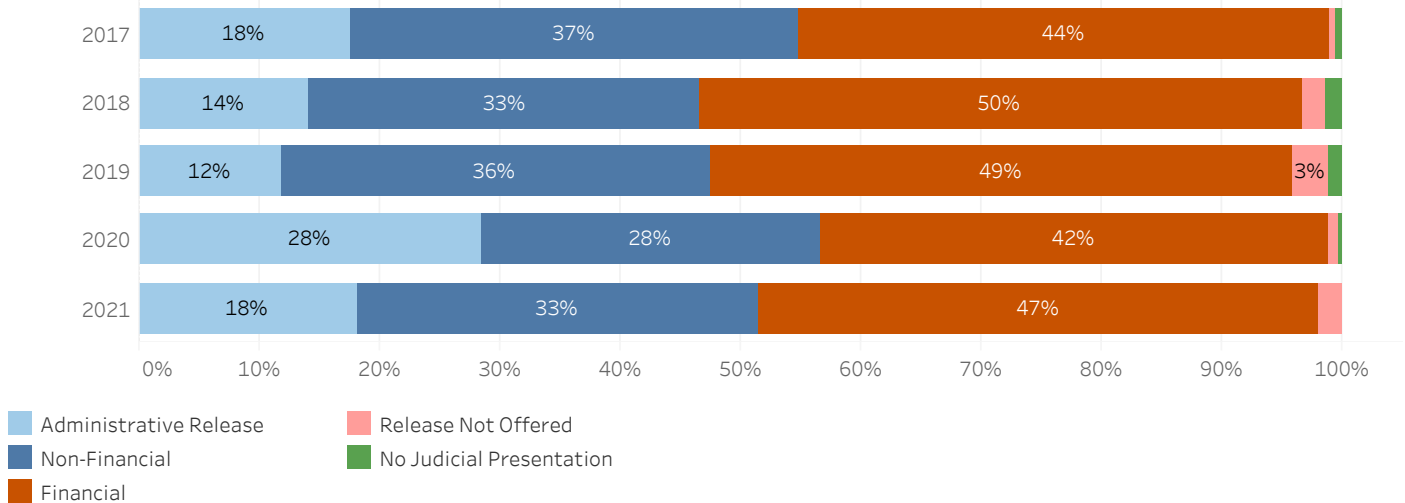
\* A single case may have multiple different bonds set over time. Only the most recent release bond is reported for each case.



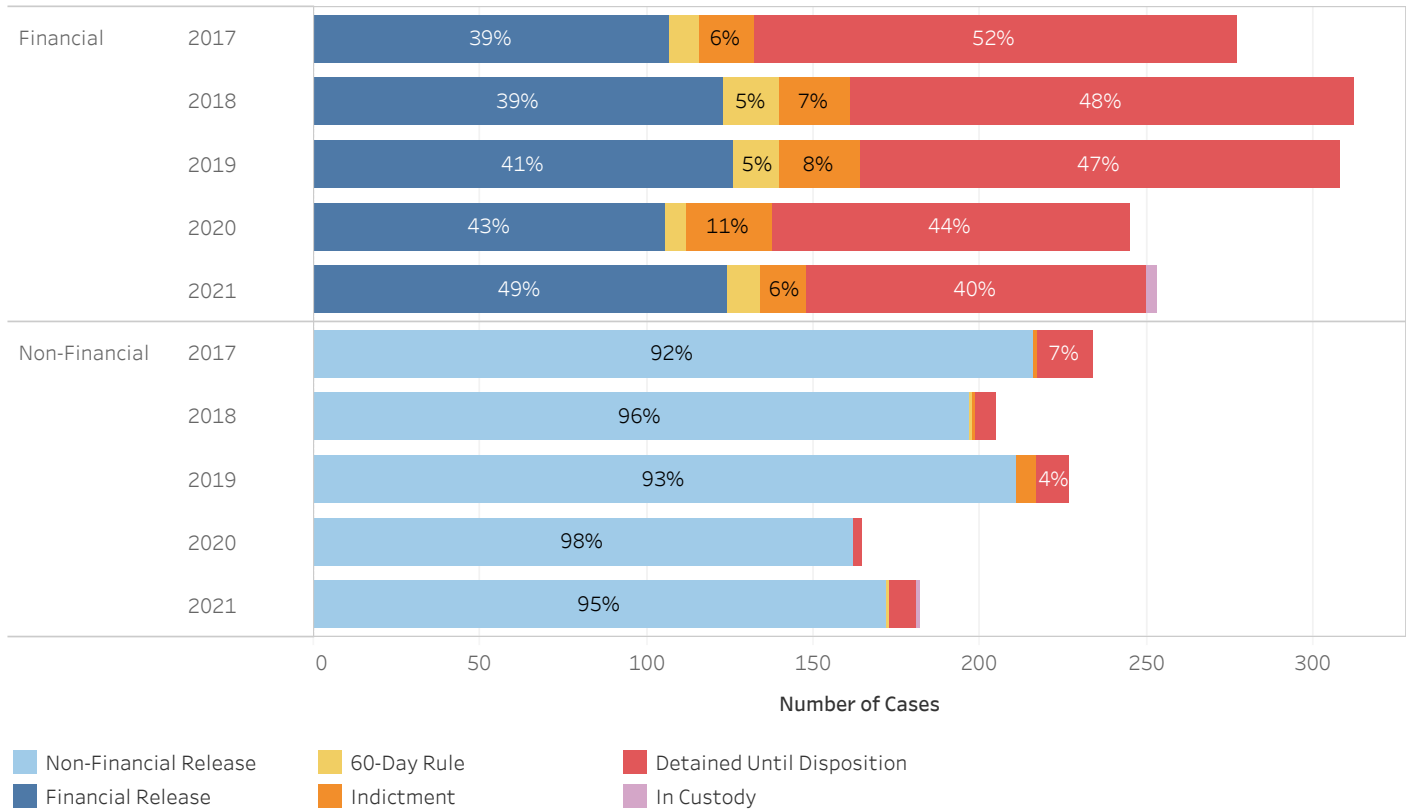
ADMINISTRATIVE OFFICE OF THE COURTS  
Research and Statistics

District Court Cases Booked CY 17-21 JACKSON COUNTY

District Court Release Decision (Bond) Percentage by Year of Case Booking



Number of District Court Cases and Release Outcome for Financial and Non-Financial Bonds  
(Excludes Administrative Release, Release Not Offered, and No Judicial Presentation)



\* Data provided from the Pretrial Information Management System.

\* A single release bond may apply to multiple cases.

\* A single case may have multiple different bonds set over time. Only the most recent release bond is reported for each case.



**ADMINISTRATIVE OFFICE OF THE COURTS**  
**Research and Statistics**

19\_PINS8007

**District Court Cases Booked CY 17-21 JACKSON COUNTY**

District Court Release Decision and Release Outcome by Year of Case Booking

Year of Date Booked	Release Outcome	Release Decision					Grand Total
		Administrative Release	Non-Financial	Financial	Release Not Offered	No Judicial Presentation	
2017	Administrative Release	107					107
	Non-Financial Release		216				216
	Financial Release			107			107
	60-Day Rule			9			9
	Indictment		1	16			17
	Detained Until Disposition	4	17	145	3	4	173
	<b>Total</b>	<b>111</b>	<b>234</b>	<b>277</b>	<b>3</b>	<b>4</b>	<b>629</b>
2018	Administrative Release	83					83
	Non-Financial Release		197				197
	Financial Release			123			123
	60-Day Rule		1	17	1		19
	Indictment		1	21			22
	Detained Until Disposition	5	6	151	11	9	182
	<b>Total</b>	<b>88</b>	<b>205</b>	<b>312</b>	<b>12</b>	<b>9</b>	<b>626</b>
2019	Administrative Release	68					68
	Non-Financial Release		211				211
	Financial Release			126			126
	60-Day Rule			14			14
	Indictment		6	24			30
	Detained Until Disposition	7	10	144	17	7	185
	<b>Total</b>	<b>75</b>	<b>227</b>	<b>308</b>	<b>17</b>	<b>7</b>	<b>634</b>
2020	Administrative Release	155					155
	Non-Financial Release		162				162
	Financial Release			106			106
	60-Day Rule			6			6
	Indictment			26			26
	Detained Until Disposition	11	3	107	5	2	128
	<b>Total</b>	<b>166</b>	<b>165</b>	<b>245</b>	<b>5</b>	<b>2</b>	<b>583</b>
2021	Administrative Release	93					93
	Non-Financial Release		172				172
	Financial Release			124			124
	60-Day Rule		1	10	1		12
	Indictment	1		14			15
	Detained Until Disposition	5	8	102	10		125
	In Custody		1	3			4
	<b>Total</b>	<b>99</b>	<b>182</b>	<b>253</b>	<b>11</b>		<b>545</b>

\* Data provided from the Pretrial Information Management System.

\* A single release bond may apply to multiple cases.

\* A single case may have multiple different bonds set over time. Only the most recent release bond is reported for each case.

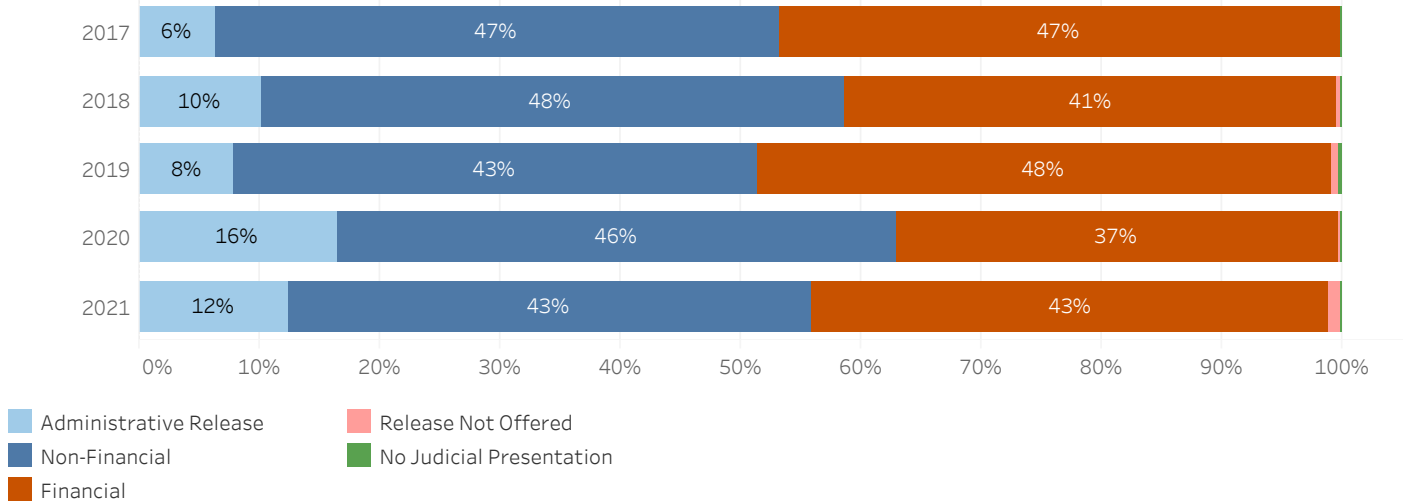


ADMINISTRATIVE OFFICE OF THE COURTS  
Research and Statistics

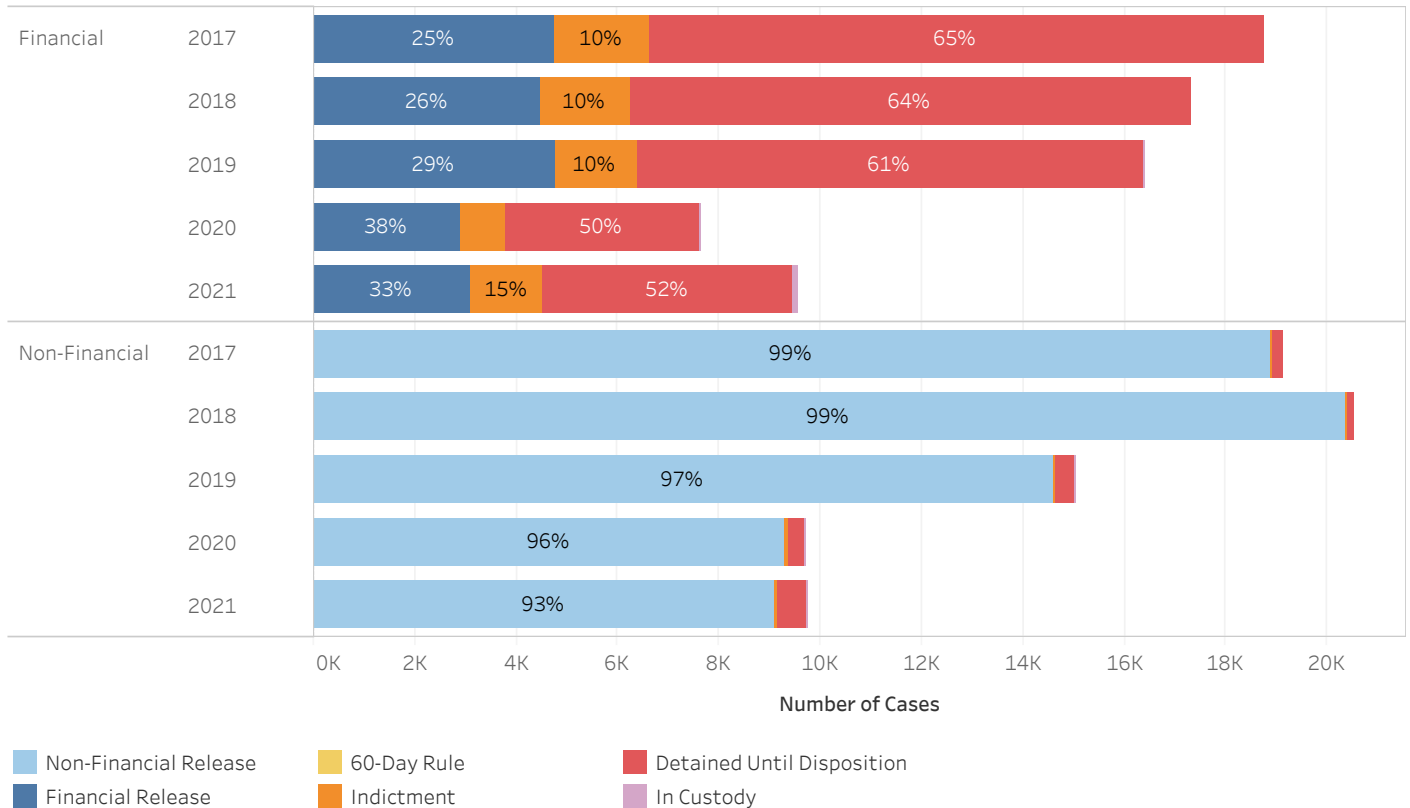
19\_PINS8007

District Court Cases Booked CY 17-21 JEFFERSON COUNTY

District Court Release Decision (Bond) Percentage by Year of Case Booking



Number of District Court Cases and Release Outcome for Financial and Non-Financial Bonds  
(Excludes Administrative Release, Release Not Offered, and No Judicial Presentation)



\* Data provided from the Pretrial Information Management System.

\* A single release bond may apply to multiple cases.

\* A single case may have multiple different bonds set over time. Only the most recent release bond is reported for each case.



**ADMINISTRATIVE OFFICE OF THE COURTS**  
**Research and Statistics**

19\_PINS8007

**District Court Cases Booked CY 17-21 JEFFERSON COUNTY**

District Court Release Decision and Release Outcome by Year of Case Booking

Year of Date Booked	Release Outcome	Release Decision					Grand Total
		Administrative Release	Non-Financial	Financial	Release Not Offered	No Judicial Presentation	
2017	Administrative Release	2,590					2,590
	Non-Financial Release		18,899				18,899
	Financial Release			4,734			4,734
	60-Day Rule			1			1
	Indictment		13	1,890	1	1	1,905
	Detained Until Disposition	1	210	12,118	5	104	12,438
	<b>Total</b>	<b>2,591</b>	<b>19,122</b>	<b>18,743</b>	<b>6</b>	<b>105</b>	<b>40,567</b>
2018	Administrative Release	4,326					4,326
	Non-Financial Release		20,368				20,368
	Financial Release			4,495			4,495
	Indictment		13	1,744	1	2	1,760
	Detained Until Disposition	11	155	11,082	68	115	11,431
	<b>Total</b>	<b>4,337</b>	<b>20,536</b>	<b>17,321</b>	<b>69</b>	<b>117</b>	<b>42,380</b>
	2019	Administrative Release	2,728				
Non-Financial Release			14,595				14,595
Financial Release				4,790			4,790
60-Day Rule				1			1
Indictment			55	1,585	1		1,641
Detained Until Disposition			363	9,998	206	130	10,697
<b>Total</b>		<b>2,728</b>	<b>15,014</b>	<b>16,375</b>	<b>207</b>	<b>130</b>	<b>34,454</b>
2020	Administrative Release	3,426					3,426
	Non-Financial Release		9,293				9,293
	Financial Release			2,917			2,917
	60-Day Rule			1			1
	Indictment		68	871			939
	Detained Until Disposition	19	347	3,819	33	29	4,247
	<b>Total</b>	<b>3,445</b>	<b>9,713</b>	<b>7,613</b>	<b>33</b>	<b>29</b>	<b>20,833</b>
2021	Administrative Release	2,781					2,781
	Non-Financial Release		9,079				9,079
	Financial Release			3,121			3,121
	60-Day Rule			1			1
	Indictment		87	1,390	1		1,478
	Detained Until Disposition	18	559	4,941	204	47	5,769
	<b>Total</b>	<b>2,799</b>	<b>9,759</b>	<b>9,569</b>	<b>205</b>	<b>47</b>	<b>22,379</b>

\* Data provided from the Pretrial Information Management System.

\* A single release bond may apply to multiple cases.

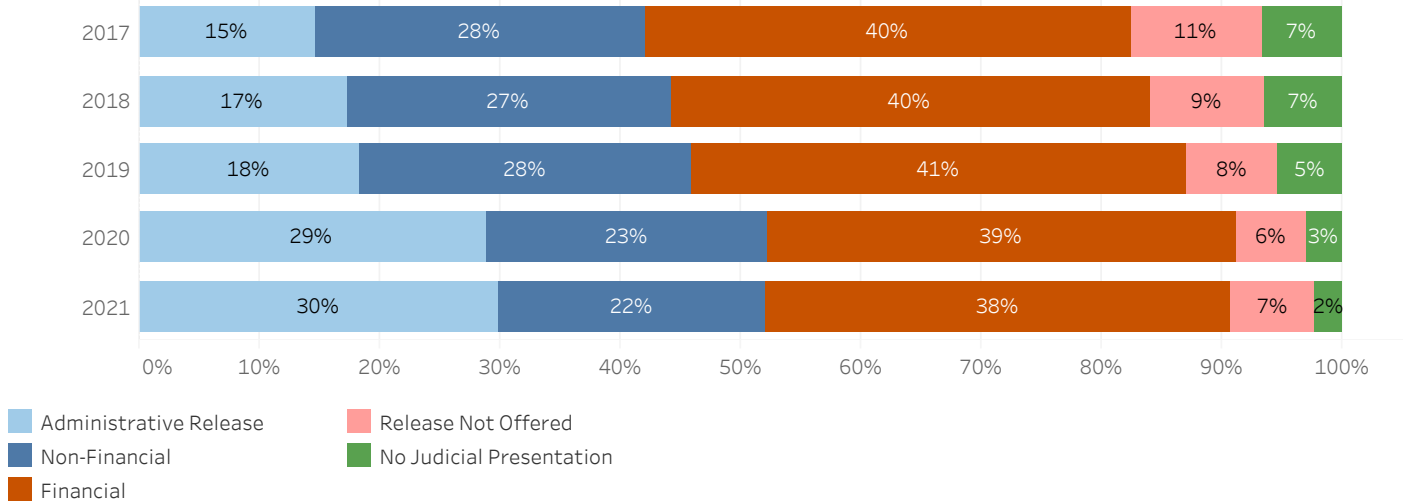
\* A single case may have multiple different bonds set over time. Only the most recent release bond is reported for each case.



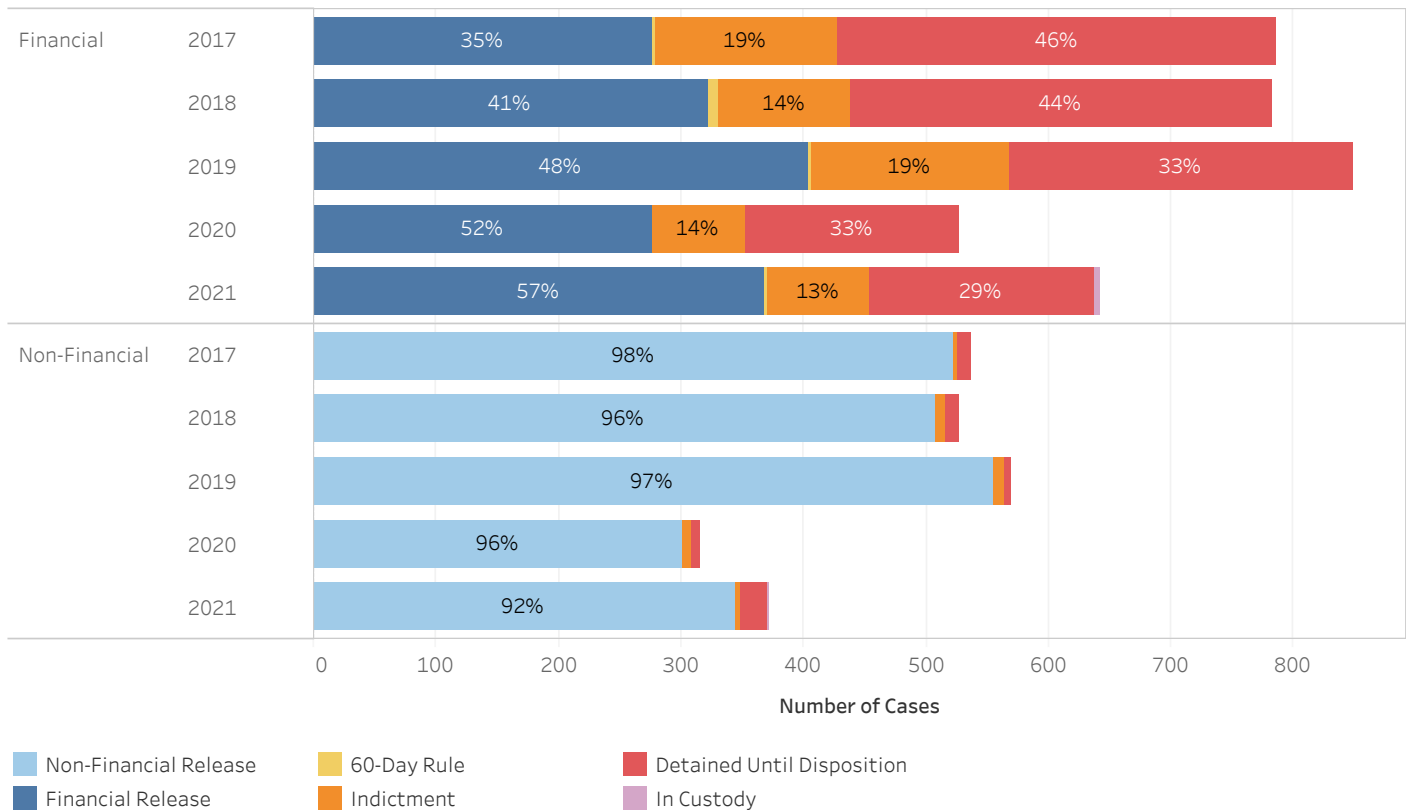
ADMINISTRATIVE OFFICE OF THE COURTS  
Research and Statistics

District Court Cases Booked CY 17-21 JESSAMINE COUNTY

District Court Release Decision (Bond) Percentage by Year of Case Booking



Number of District Court Cases and Release Outcome for Financial and Non-Financial Bonds  
(Excludes Administrative Release, Release Not Offered, and No Judicial Presentation)



\* Data provided from the Pretrial Information Management System.

\* A single release bond may apply to multiple cases.

\* A single case may have multiple different bonds set over time. Only the most recent release bond is reported for each case.



**ADMINISTRATIVE OFFICE OF THE COURTS  
Research and Statistics**

19\_PINS8007

**District Court Cases Booked CY 17-21 JESSAMINE COUNTY**

District Court Release Decision and Release Outcome by Year of Case Booking

Year of Date Booked	Release Outcome	Release Decision					Grand Total
		Administrative Release	Non-Financial	Financial	Release Not Offered	No Judicial Presentation	
2017	Administrative Release	280					280
	Non-Financial Release		523				523
	Financial Release			277			277
	60-Day Rule			3			3
	Indictment		2	147	12		161
	Detained Until Disposition	4	11	359	198	130	702
	<b>Total</b>	<b>284</b>	<b>536</b>	<b>786</b>	<b>210</b>	<b>130</b>	<b>1,946</b>
2018	Administrative Release	334					334
	Non-Financial Release		508				508
	Financial Release			322			322
	60-Day Rule			8			8
	Indictment		8	109	9		126
	Detained Until Disposition	6	11	344	174	129	664
	<b>Total</b>	<b>340</b>	<b>527</b>	<b>783</b>	<b>183</b>	<b>129</b>	<b>1,962</b>
2019	Administrative Release	368					368
	Non-Financial Release		555				555
	Financial Release			404			404
	60-Day Rule			2	1		3
	Indictment		9	162	13		184
	Detained Until Disposition	8	6	281	140	112	547
	<b>Total</b>	<b>376</b>	<b>570</b>	<b>849</b>	<b>154</b>	<b>112</b>	<b>2,061</b>
2020	Administrative Release	369					369
	Non-Financial Release		302				302
	Financial Release			276			276
	60-Day Rule			1			1
	Indictment	3	6	76	4		89
	Detained Until Disposition	19	7	174	73	40	313
	<b>Total</b>	<b>391</b>	<b>315</b>	<b>527</b>	<b>77</b>	<b>40</b>	<b>1,350</b>
2021	Administrative Release	466					466
	Non-Financial Release		344				344
	Financial Release			368			368
	60-Day Rule			3			3
	Indictment	5	5	83	18	1	112
	Detained Until Disposition	30	22	183	95	37	367
	In Custody		1	4	1		6
	<b>Total</b>	<b>501</b>	<b>372</b>	<b>641</b>	<b>114</b>	<b>38</b>	<b>1,666</b>

\* Data provided from the Pretrial Information Management System.

\* A single release bond may apply to multiple cases.

\* A single case may have multiple different bonds set over time. Only the most recent release bond is reported for each case.

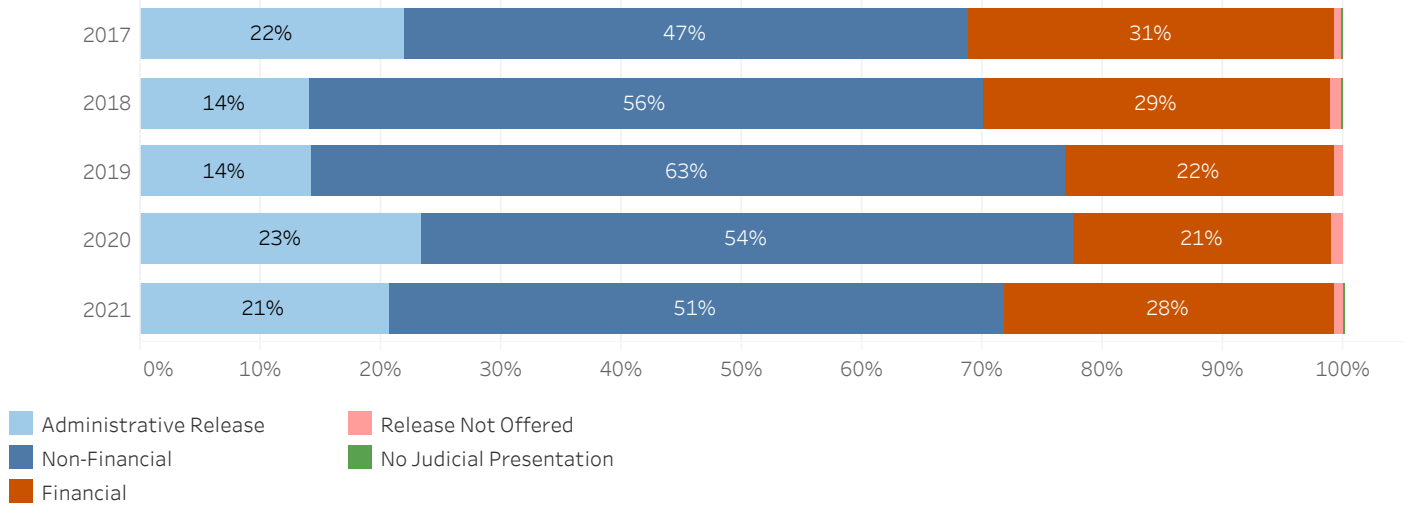


ADMINISTRATIVE OFFICE OF THE COURTS  
Research and Statistics

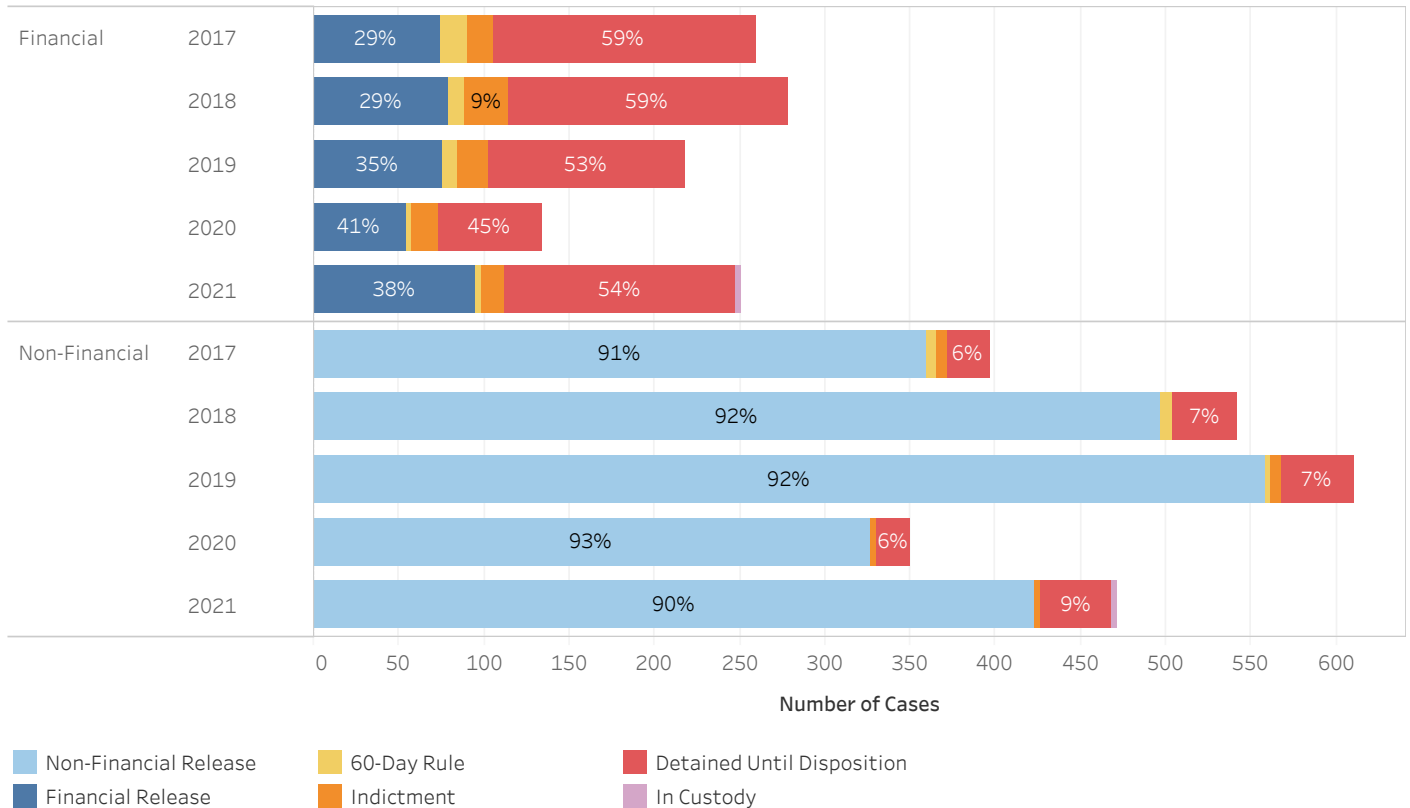
19\_PINS8007

District Court Cases Booked CY 17-21 JOHNSON COUNTY

District Court Release Decision (Bond) Percentage by Year of Case Booking



Number of District Court Cases and Release Outcome for Financial and Non-Financial Bonds  
(Excludes Administrative Release, Release Not Offered, and No Judicial Presentation)



\* Data provided from the Pretrial Information Management System.

\* A single release bond may apply to multiple cases.

\* A single case may have multiple different bonds set over time. Only the most recent release bond is reported for each case.





**ADMINISTRATIVE OFFICE OF THE COURTS**  
**Research and Statistics**

19\_PINS8007

**District Court Cases Booked CY 17-21 JOHNSON COUNTY**

District Court Release Decision and Release Outcome by Year of Case Booking

Year of Date Booked	Release Outcome	Release Decision					Grand Total
		Administrative Release	Non-Financial	Financial	Release Not Offered	No Judicial Presentation	
2017	Administrative Release	187					187
	Non-Financial Release		360				360
	Financial Release			75			75
	60-Day Rule		6	15	1		22
	Indictment		6	15	1	1	23
	Detained Until Disposition		25	154	2	1	182
	<b>Total</b>		<b>187</b>	<b>397</b>	<b>259</b>	<b>4</b>	<b>2</b>
2018	Administrative Release	136					136
	Non-Financial Release		497				497
	Financial Release			80			80
	60-Day Rule		7	8			15
	Indictment			26	2		28
	Detained Until Disposition	1	38	164	6	2	211
	<b>Total</b>		<b>137</b>	<b>542</b>	<b>278</b>	<b>8</b>	<b>2</b>
2019	Administrative Release	136					136
	Non-Financial Release		559				559
	Financial Release			76			76
	60-Day Rule		2	8	1		11
	Indictment	1	6	18	2		27
	Detained Until Disposition	2	43	116	4		165
	<b>Total</b>		<b>139</b>	<b>610</b>	<b>218</b>	<b>7</b>	
2020	Administrative Release	142					142
	Non-Financial Release		327				327
	Financial Release			55			55
	60-Day Rule			3	1		4
	Indictment	1	3	16			20
	Detained Until Disposition	8	20	60	6		94
	<b>Total</b>		<b>151</b>	<b>350</b>	<b>134</b>	<b>7</b>	
2021	Administrative Release	183					183
	Non-Financial Release		423				423
	Financial Release			95			95
	60-Day Rule			3			3
	Indictment	1	3	14		1	19
	Detained Until Disposition	8	42	135	5		190
	In Custody		3	3			6
	<b>Total</b>		<b>192</b>	<b>471</b>	<b>250</b>	<b>5</b>	<b>1</b>

\* Data provided from the Pretrial Information Management System.

\* A single release bond may apply to multiple cases.

\* A single case may have multiple different bonds set over time. Only the most recent release bond is reported for each case.

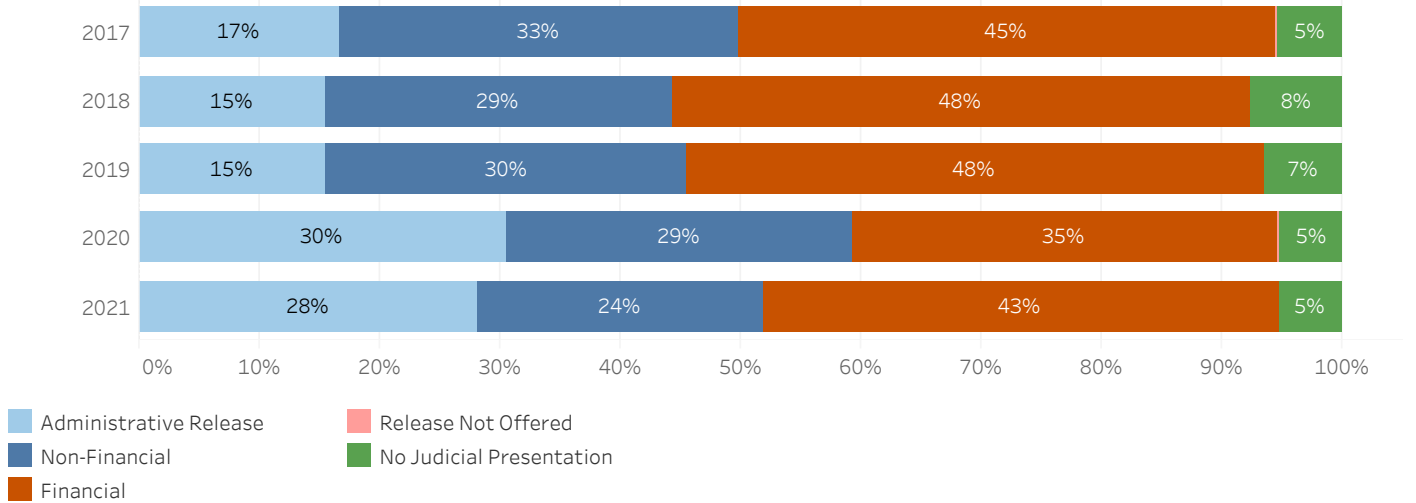


ADMINISTRATIVE OFFICE OF THE COURTS  
Research and Statistics

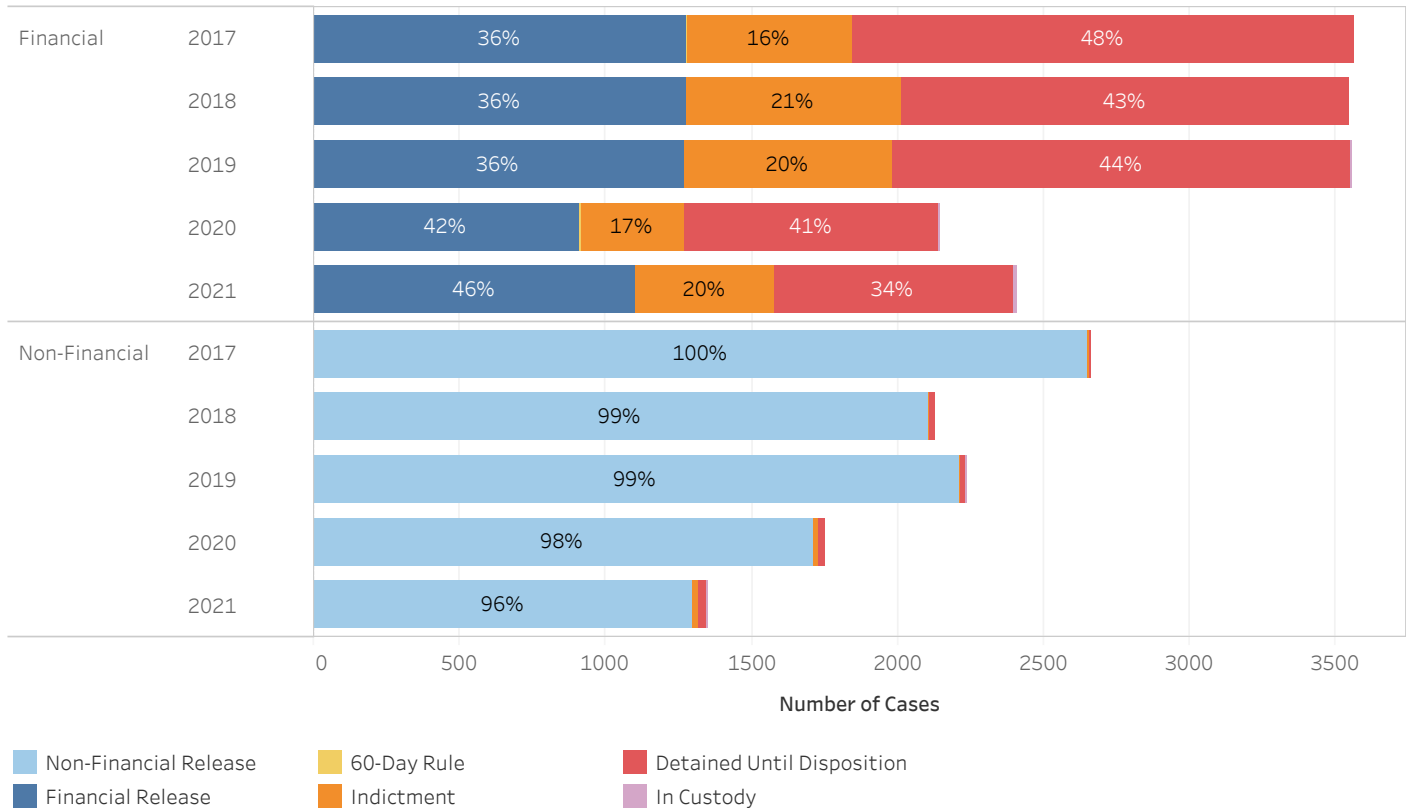
19\_PINS8007

District Court Cases Booked CY 17-21 KENTON COUNTY

District Court Release Decision (Bond) Percentage by Year of Case Booking



Number of District Court Cases and Release Outcome for Financial and Non-Financial Bonds  
(Excludes Administrative Release, Release Not Offered, and No Judicial Presentation)



\* Data provided from the Pretrial Information Management System.

\* A single release bond may apply to multiple cases.

\* A single case may have multiple different bonds set over time. Only the most recent release bond is reported for each case.



**ADMINISTRATIVE OFFICE OF THE COURTS**  
**Research and Statistics**

19\_PINS8007

**District Court Cases Booked CY 17-21 KENTON COUNTY**

District Court Release Decision and Release Outcome by Year of Case Booking

Year of Date Booked	Release Outcome	Release Decision					Grand Total
		Administrative Release	Non-Financial	Financial	Release Not Offered	No Judicial Presentation	
2017	Administrative Release	1,326					1,326
	Non-Financial Release		2,652				2,652
	Financial Release			1,277			1,277
	60-Day Rule			6			6
	Indictment		5	564	3		572
	Detained Until Disposition	3	7	1,715	10	429	2,164
	<b>Total</b>	<b>1,329</b>	<b>2,664</b>	<b>3,562</b>	<b>13</b>	<b>429</b>	<b>7,997</b>
2018	Administrative Release	1,139					1,139
	Non-Financial Release		2,107				2,107
	Financial Release			1,277			1,277
	60-Day Rule			1			1
	Indictment		4	733		1	738
	Detained Until Disposition	8	20	1,534	7	564	2,133
	<b>Total</b>	<b>1,147</b>	<b>2,131</b>	<b>3,545</b>	<b>7</b>	<b>565</b>	<b>7,395</b>
2019	Administrative Release	1,125					1,125
	Non-Financial Release		2,209				2,209
	Financial Release			1,271			1,271
	Indictment		6	711	2		719
	Detained Until Disposition	22	20	1,566	4	484	2,096
	In Custody		1	1			2
	<b>Total</b>	<b>1,147</b>	<b>2,236</b>	<b>3,549</b>	<b>6</b>	<b>484</b>	<b>7,422</b>
2020	Administrative Release	1,799					1,799
	Non-Financial Release		1,713				1,713
	Financial Release			909			909
	60-Day Rule			6			6
	Indictment	3	18	356			377
	Detained Until Disposition	53	22	870	2	324	1,271
	In Custody			1			1
<b>Total</b>	<b>1,855</b>	<b>1,753</b>	<b>2,142</b>	<b>2</b>	<b>324</b>	<b>6,076</b>	
2021	Administrative Release	1,548					1,548
	Non-Financial Release		1,297				1,297
	Financial Release			1,103			1,103
	60-Day Rule			1			1
	Indictment	3	22	475	1		501
	Detained Until Disposition	43	28	815	4	296	1,186
	In Custody		1	15		1	17
<b>Total</b>	<b>1,594</b>	<b>1,348</b>	<b>2,409</b>	<b>5</b>	<b>297</b>	<b>5,653</b>	

\* Data provided from the Pretrial Information Management System.

\* A single release bond may apply to multiple cases.

\* A single case may have multiple different bonds set over time. Only the most recent release bond is reported for each case.

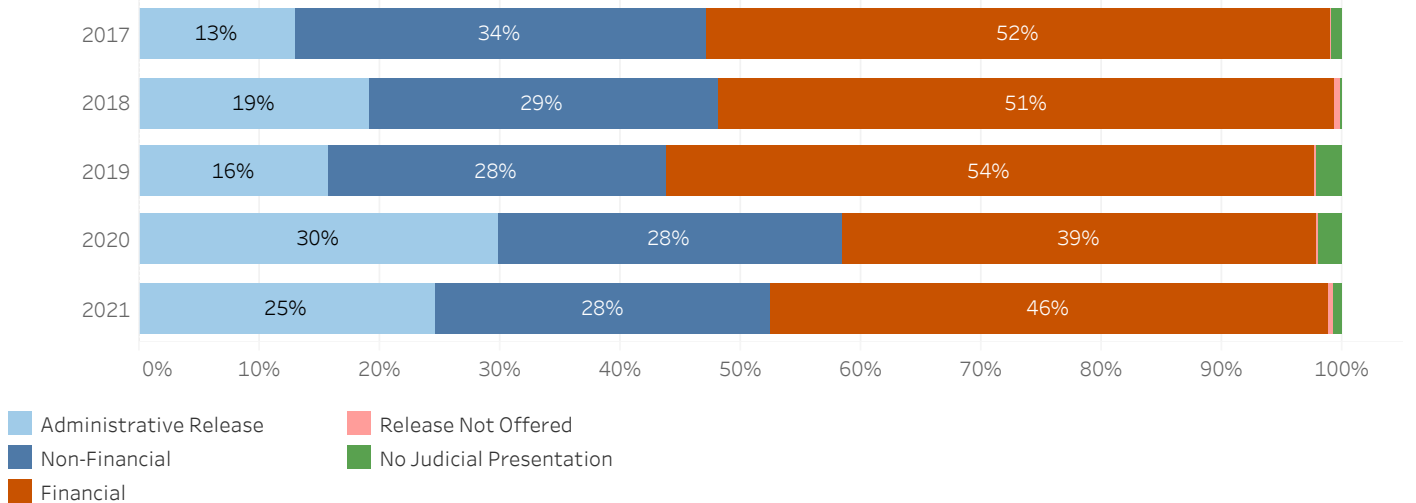


ADMINISTRATIVE OFFICE OF THE COURTS  
Research and Statistics

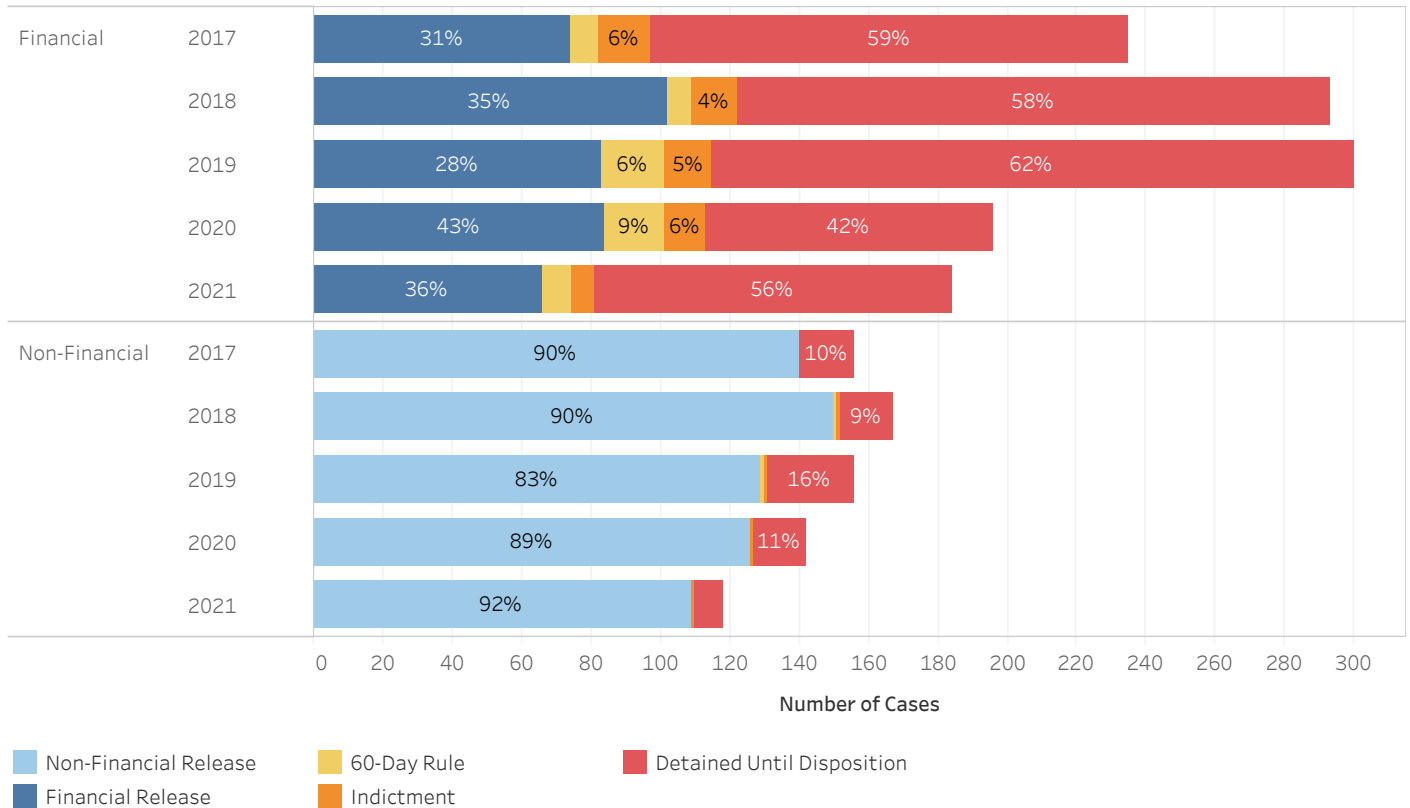
19\_PINS8007

District Court Cases Booked CY 17-21 KNOTT COUNTY

District Court Release Decision (Bond) Percentage by Year of Case Booking



Number of District Court Cases and Release Outcome for Financial and Non-Financial Bonds  
(Excludes Administrative Release, Release Not Offered, and No Judicial Presentation)



\* Data provided from the Pretrial Information Management System.

\* A single release bond may apply to multiple cases.

\* A single case may have multiple different bonds set over time. Only the most recent release bond is reported for each case.



**ADMINISTRATIVE OFFICE OF THE COURTS**  
**Research and Statistics**

19\_PINS8007

**District Court Cases Booked CY 17-21 KNOTT COUNTY**

District Court Release Decision and Release Outcome by Year of Case Booking

Year of Date Booked	Release Outcome	Release Decision					Grand Total
		Administrative Release	Non-Financial	Financial	Release Not Offered	No Judicial Presentation	
2017	Administrative Release	58					58
	Non-Financial Release		140				140
	Financial Release			74			74
	60-Day Rule			8			8
	Indictment			15			15
	Detained Until Disposition	1	16	138	1	4	160
	<b>Total</b>	<b>59</b>	<b>156</b>	<b>235</b>	<b>1</b>	<b>4</b>	<b>455</b>
2018	Administrative Release	109					109
	Non-Financial Release		150				150
	Financial Release			102			102
	60-Day Rule		1	7			8
	Indictment		1	13			14
	Detained Until Disposition	2	15	171	3	1	192
	<b>Total</b>	<b>111</b>	<b>167</b>	<b>293</b>	<b>3</b>	<b>1</b>	<b>575</b>
2019	Administrative Release	79					79
	Non-Financial Release		129				129
	Financial Release			83			83
	60-Day Rule		1	18			19
	Indictment		1	14			15
	Detained Until Disposition	9	25	185	1	12	232
	<b>Total</b>	<b>88</b>	<b>156</b>	<b>300</b>	<b>1</b>	<b>12</b>	<b>557</b>
2020	Administrative Release	139					139
	Non-Financial Release		126				126
	Financial Release			84			84
	60-Day Rule			17			17
	Indictment		1	12			13
	Detained Until Disposition	11	15	83	1	9	119
	<b>Total</b>	<b>150</b>	<b>142</b>	<b>196</b>	<b>1</b>	<b>9</b>	<b>498</b>
2021	Administrative Release	100					100
	Non-Financial Release		109				109
	Financial Release			66			66
	60-Day Rule			8			8
	Indictment		1	7	1		9
	Detained Until Disposition	4	8	103	1	3	119
	<b>Total</b>	<b>104</b>	<b>118</b>	<b>184</b>	<b>2</b>	<b>3</b>	<b>411</b>

\* Data provided from the Pretrial Information Management System.

\* A single release bond may apply to multiple cases.

\* A single case may have multiple different bonds set over time. Only the most recent release bond is reported for each case.

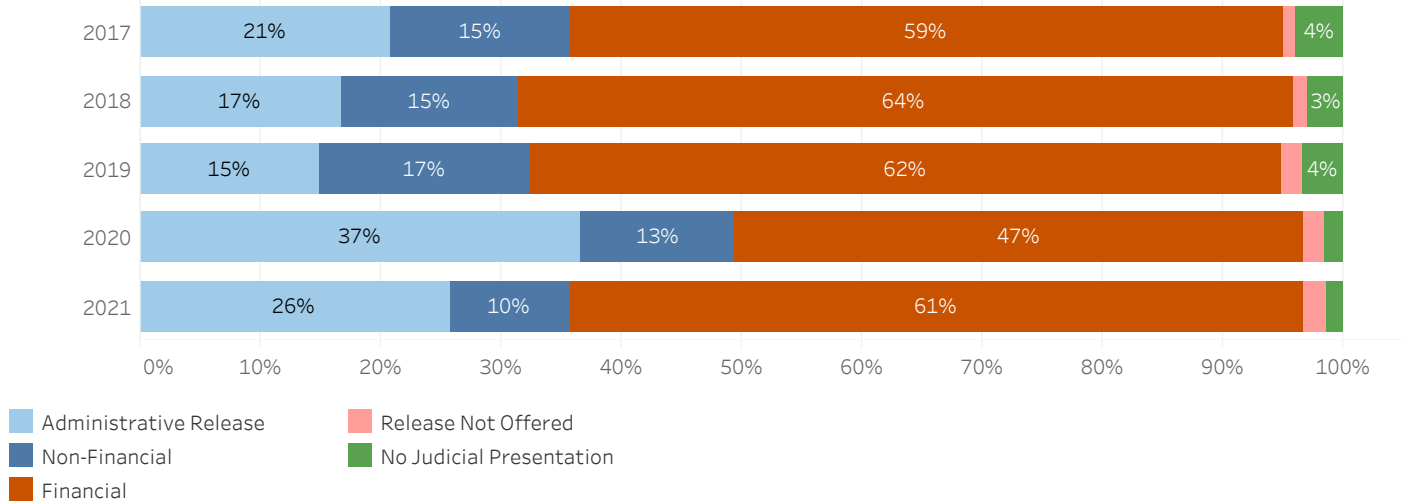


ADMINISTRATIVE OFFICE OF THE COURTS  
Research and Statistics

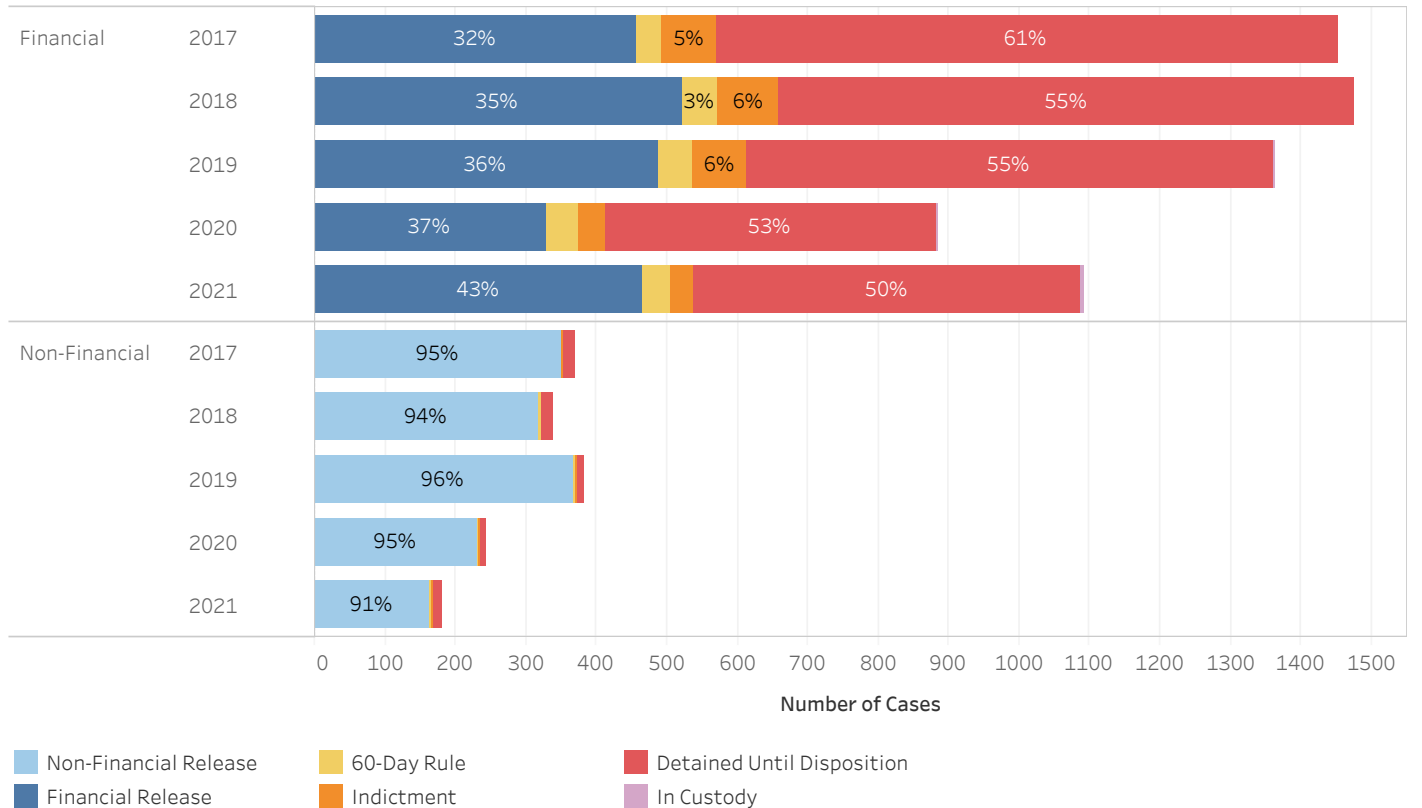
19\_PINS8007

District Court Cases Booked CY 17-21 KNOX COUNTY

District Court Release Decision (Bond) Percentage by Year of Case Booking



Number of District Court Cases and Release Outcome for Financial and Non-Financial Bonds  
(Excludes Administrative Release, Release Not Offered, and No Judicial Presentation)



\* Data provided from the Pretrial Information Management System.

\* A single release bond may apply to multiple cases.

\* A single case may have multiple different bonds set over time. Only the most recent release bond is reported for each case.



**ADMINISTRATIVE OFFICE OF THE COURTS**  
**Research and Statistics**

19\_PINS8007

**District Court Cases Booked CY 17-21 KNOX COUNTY**

District Court Release Decision and Release Outcome by Year of Case Booking

Year of Date Booked	Release Outcome	Release Decision					Grand Total
		Administrative Release	Non-Financial	Financial	Release Not Offered	No Judicial Presentation	
2017	Administrative Release	437					437
	Non-Financial Release		351				351
	Financial Release			458			458
	60-Day Rule			34			34
	Indictment		3	78	1		82
	Detained Until Disposition	75	16	882	23	98	1,094
	<b>Total</b>	<b>512</b>	<b>370</b>	<b>1,452</b>	<b>24</b>	<b>98</b>	<b>2,456</b>
2018	Administrative Release	342					342
	Non-Financial Release		317				317
	Financial Release			522			522
	60-Day Rule		5	50	1		56
	Indictment			87	2		89
	Detained Until Disposition	47	17	818	19	69	970
	<b>Total</b>	<b>389</b>	<b>339</b>	<b>1,477</b>	<b>22</b>	<b>69</b>	<b>2,296</b>
2019	Administrative Release	279					279
	Non-Financial Release		368				368
	Financial Release			488			488
	60-Day Rule		3	48	5		56
	Indictment		1	77	1		79
	Detained Until Disposition	50	11	747	29	77	914
	In Custody			1			1
<b>Total</b>	<b>329</b>	<b>383</b>	<b>1,361</b>	<b>35</b>	<b>77</b>	<b>2,185</b>	
2020	Administrative Release	608					608
	Non-Financial Release		232				232
	Financial Release			330			330
	60-Day Rule		2	44	2	1	49
	Indictment	1	2	40	3		46
	Detained Until Disposition	80	7	468	24	29	608
	In Custody			1			1
<b>Total</b>	<b>689</b>	<b>243</b>	<b>883</b>	<b>29</b>	<b>30</b>	<b>1,874</b>	
2021	Administrative Release	418					418
	Non-Financial Release		164				164
	Financial Release			467			467
	60-Day Rule		3	38	8		49
	Indictment		2	33	4	2	41
	Detained Until Disposition	48	11	549	19	26	653
	In Custody	2		5			7
<b>Total</b>	<b>468</b>	<b>180</b>	<b>1,092</b>	<b>31</b>	<b>28</b>	<b>1,799</b>	

\* Data provided from the Pretrial Information Management System.

\* A single release bond may apply to multiple cases.

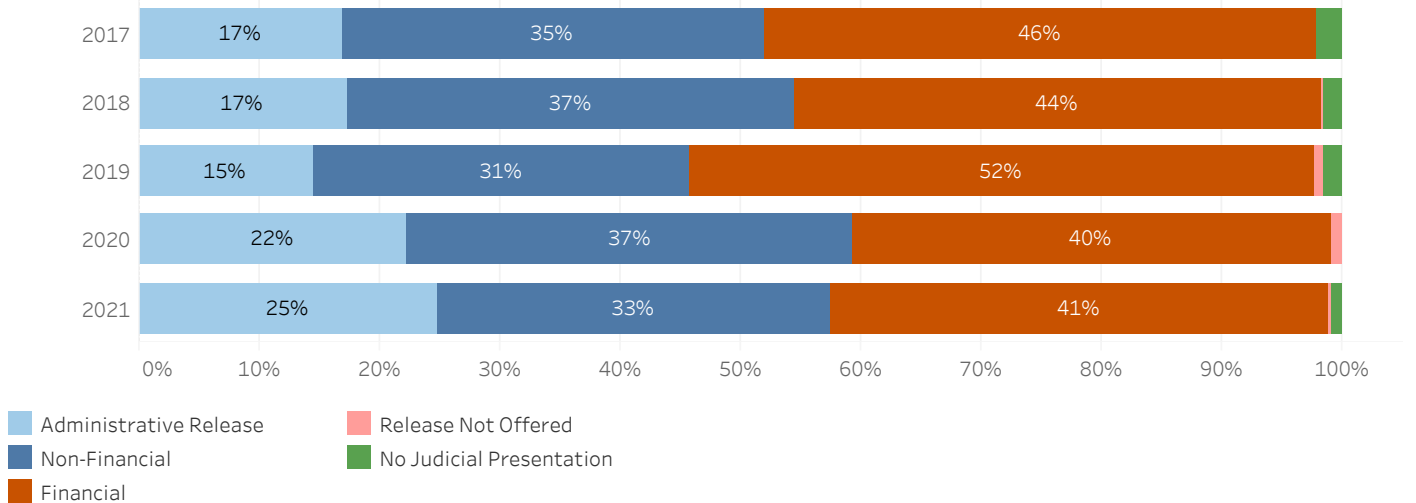
\* A single case may have multiple different bonds set over time. Only the most recent release bond is reported for each case.



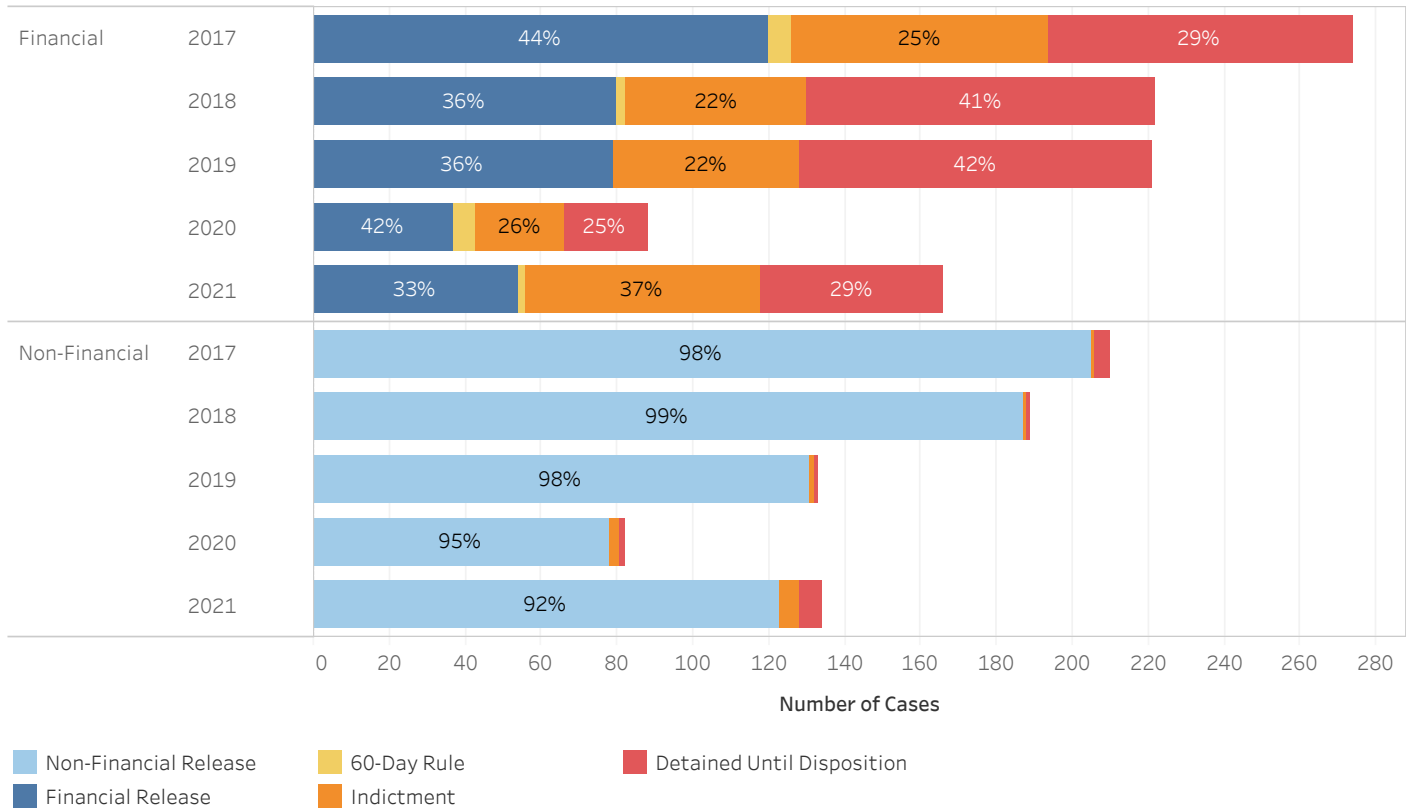
ADMINISTRATIVE OFFICE OF THE COURTS  
Research and Statistics

District Court Cases Booked CY 17-21 LARUE COUNTY

District Court Release Decision (Bond) Percentage by Year of Case Booking



Number of District Court Cases and Release Outcome for Financial and Non-Financial Bonds  
(Excludes Administrative Release, Release Not Offered, and No Judicial Presentation)



\* Data provided from the Pretrial Information Management System.

\* A single release bond may apply to multiple cases.

\* A single case may have multiple different bonds set over time. Only the most recent release bond is reported for each case.





**ADMINISTRATIVE OFFICE OF THE COURTS**  
**Research and Statistics**

19\_PINS8007

**District Court Cases Booked CY 17-21 LARUE COUNTY**

District Court Release Decision and Release Outcome by Year of Case Booking

Year of Date Booked	Release Outcome	Release Decision					Grand Total
		Administrative Release	Non-Financial	Financial	Release Not Offered	No Judicial Presentation	
2017	Administrative Release	99					99
	Non-Financial Release		205				205
	Financial Release			120			120
	60-Day Rule			6			6
	Indictment		1	68		2	71
	Detained Until Disposition	2	4	80		11	97
	<b>Total</b>	<b>101</b>	<b>210</b>	<b>274</b>	<b>13</b>	<b>13</b>	<b>598</b>
2018	Administrative Release	85					85
	Non-Financial Release		187				187
	Financial Release			80			80
	60-Day Rule			2			2
	Indictment		1	48			49
	Detained Until Disposition	3	1	92	1	8	105
	<b>Total</b>	<b>88</b>	<b>189</b>	<b>222</b>	<b>1</b>	<b>8</b>	<b>508</b>
2019	Administrative Release	60					60
	Non-Financial Release		131				131
	Financial Release			79			79
	Indictment		1	49		2	52
	Detained Until Disposition	2	1	93	3	5	104
	<b>Total</b>	<b>62</b>	<b>133</b>	<b>221</b>	<b>3</b>	<b>7</b>	<b>426</b>
2020	Administrative Release	46					46
	Non-Financial Release		78				78
	Financial Release			37			37
	60-Day Rule			6			6
	Indictment	2	3	23			28
	Detained Until Disposition	1	1	22	2		26
	<b>Total</b>	<b>49</b>	<b>82</b>	<b>88</b>	<b>2</b>	<b>2</b>	<b>221</b>
2021	Administrative Release	95					95
	Non-Financial Release		123				123
	Financial Release			54			54
	60-Day Rule			2			2
	Indictment	3	5	62	1	1	72
	Detained Until Disposition	4	6	48		3	61
	<b>Total</b>	<b>102</b>	<b>134</b>	<b>166</b>	<b>1</b>	<b>4</b>	<b>407</b>

\* Data provided from the Pretrial Information Management System.

\* A single release bond may apply to multiple cases.

\* A single case may have multiple different bonds set over time. Only the most recent release bond is reported for each case.

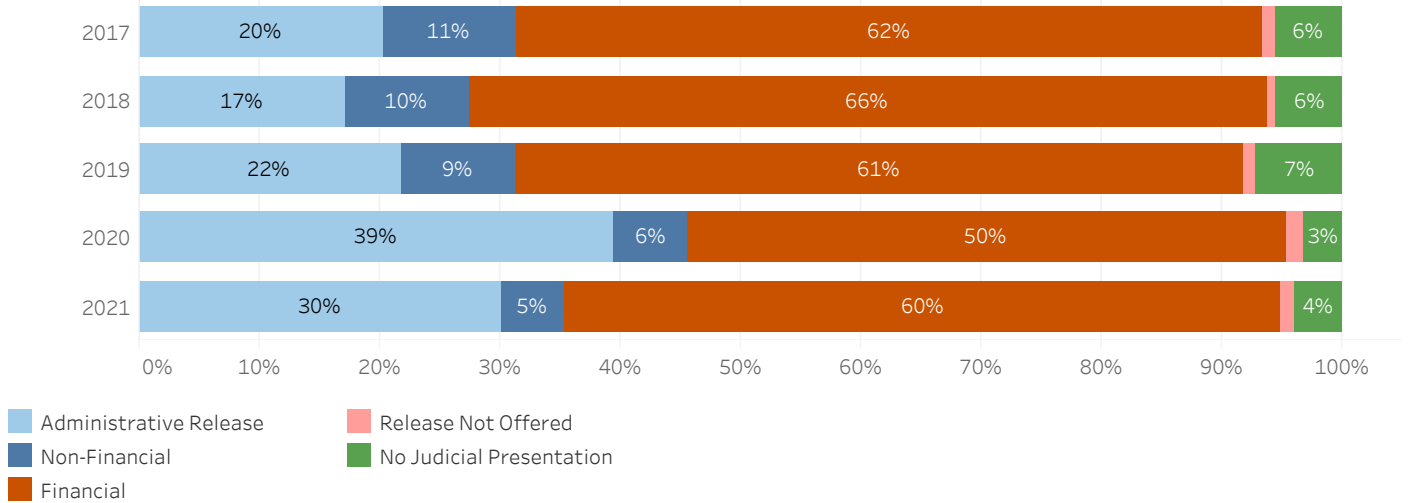


ADMINISTRATIVE OFFICE OF THE COURTS  
Research and Statistics

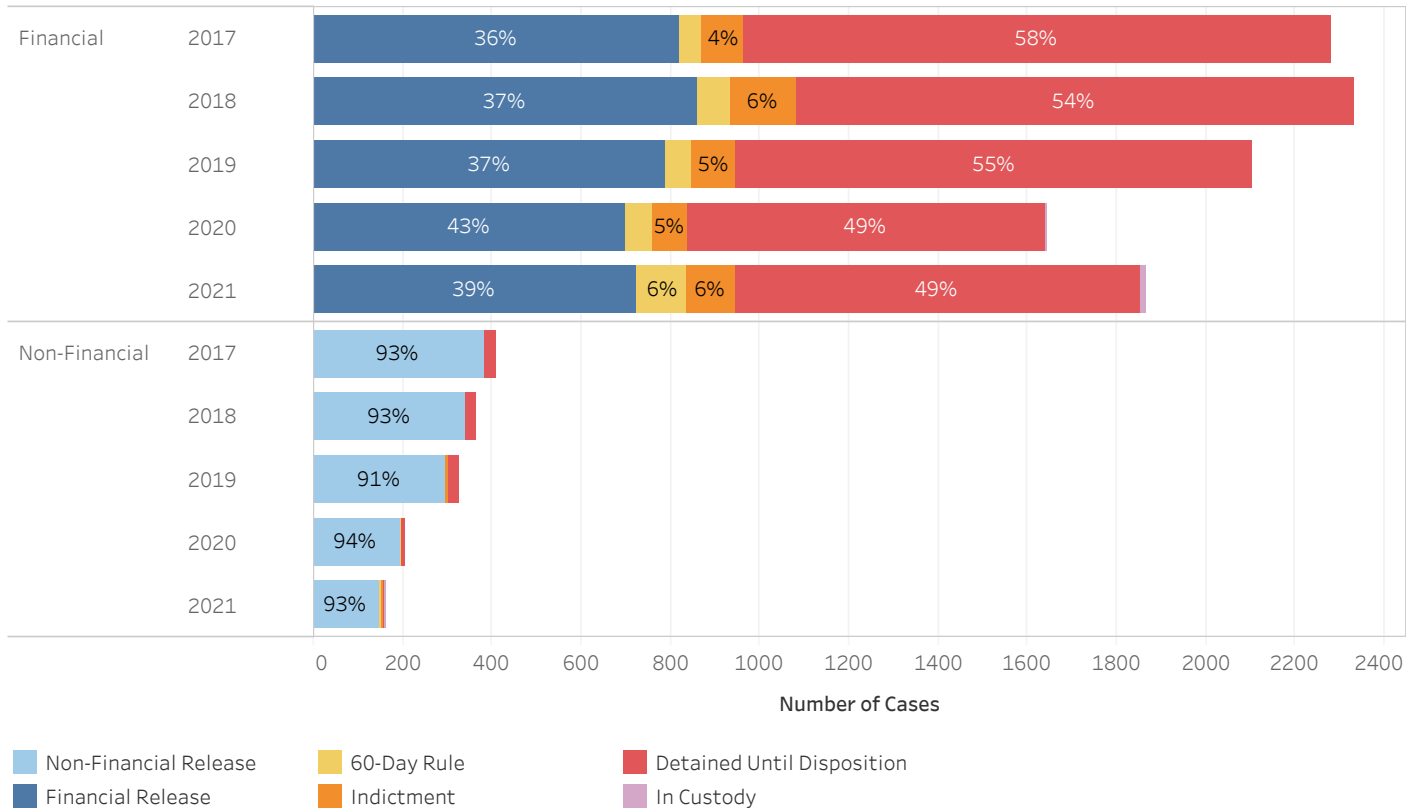
19\_PINS8007

District Court Cases Booked CY 17-21 LAUREL COUNTY

District Court Release Decision (Bond) Percentage by Year of Case Booking



Number of District Court Cases and Release Outcome for Financial and Non-Financial Bonds  
(Excludes Administrative Release, Release Not Offered, and No Judicial Presentation)



\* Data provided from the Pretrial Information Management System.

\* A single release bond may apply to multiple cases.

\* A single case may have multiple different bonds set over time. Only the most recent release bond is reported for each case.



**ADMINISTRATIVE OFFICE OF THE COURTS**  
**Research and Statistics**

19\_PINS8007

**District Court Cases Booked CY 17-21 LAUREL COUNTY**

District Court Release Decision and Release Outcome by Year of Case Booking

Year of Date Booked	Release Outcome	Release Decision					Grand Total
		Administrative Release	Non-Financial	Financial	Release Not Offered	No Judicial Presentation	
2017	Administrative Release	682					682
	Non-Financial Release		383				383
	Financial Release			819			819
	60-Day Rule		2	49	2		53
	Indictment			98	3		101
	Detained Until Disposition	67	27	1,315	36	203	1,648
	<b>Total</b>	<b>749</b>	<b>412</b>	<b>2,281</b>	<b>41</b>	<b>203</b>	<b>3,686</b>
2018	Administrative Release	463					463
	Non-Financial Release		340				340
	Financial Release			863			863
	60-Day Rule			70			70
	Indictment		3	149	4		156
	Detained Until Disposition	145	21	1,251	21	197	1,635
	<b>Total</b>	<b>608</b>	<b>364</b>	<b>2,333</b>	<b>25</b>	<b>197</b>	<b>3,527</b>
2019	Administrative Release	612					612
	Non-Financial Release		297				297
	Financial Release			789			789
	60-Day Rule		1	57	2		60
	Indictment		7	98	1		106
	Detained Until Disposition	149	22	1,162	28	255	1,616
	<b>Total</b>	<b>761</b>	<b>327</b>	<b>2,106</b>	<b>31</b>	<b>255</b>	<b>3,480</b>
2020	Administrative Release	1,138					1,138
	Non-Financial Release		195				195
	Financial Release			699			699
	60-Day Rule		2	60	2		64
	Indictment	2		81	2		85
	Detained Until Disposition	170	10	802	38	110	1,130
	In Custody			1			1
	<b>Total</b>	<b>1,310</b>	<b>207</b>	<b>1,643</b>	<b>42</b>	<b>110</b>	<b>3,312</b>
2021	Administrative Release	832					832
	Non-Financial Release		150				150
	Financial Release			724			724
	60-Day Rule		1	113	10		124
	Indictment	5	3	108	5		121
	Detained Until Disposition	108	6	907	17	125	1,163
	In Custody	1	1	13			15
	<b>Total</b>	<b>946</b>	<b>161</b>	<b>1,865</b>	<b>32</b>	<b>125</b>	<b>3,129</b>

\* Data provided from the Pretrial Information Management System.

\* A single release bond may apply to multiple cases.

\* A single case may have multiple different bonds set over time. Only the most recent release bond is reported for each case.

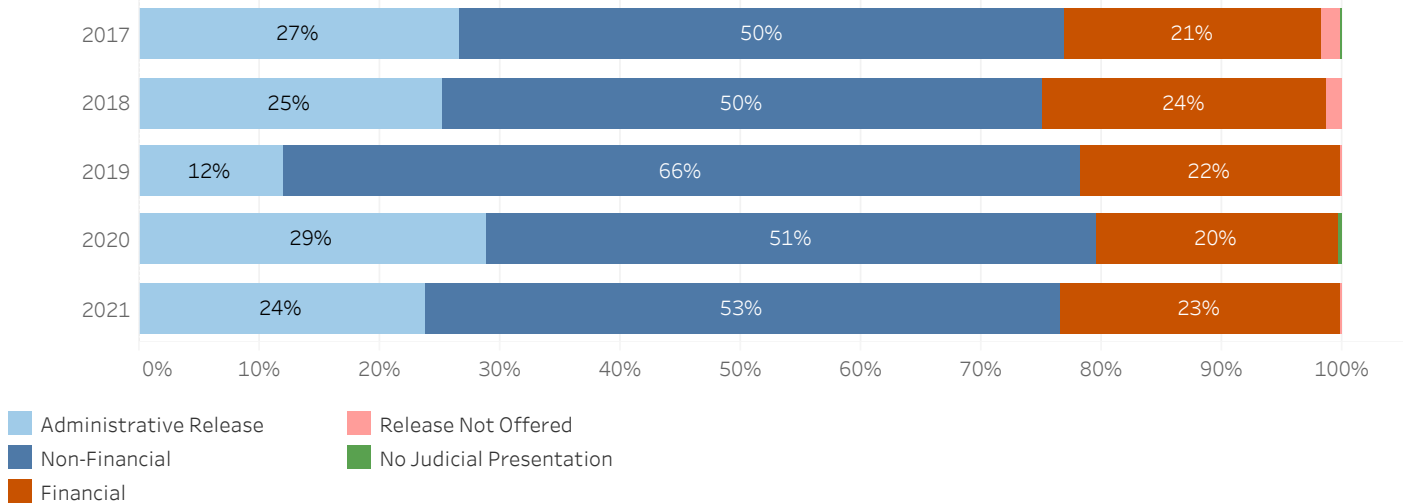


ADMINISTRATIVE OFFICE OF THE COURTS  
Research and Statistics

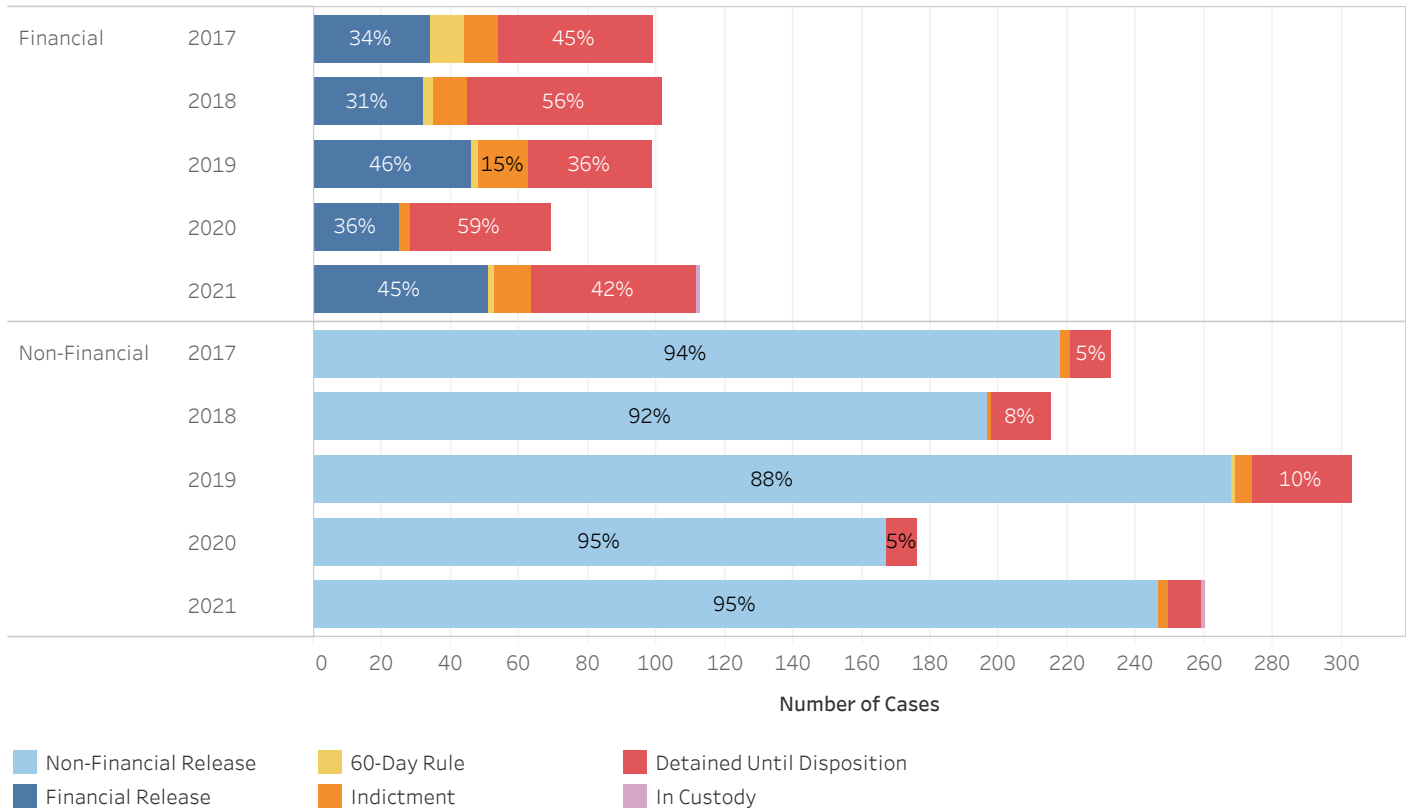
19\_PINS8007

District Court Cases Booked CY 17-21 LAWRENCE COUNTY

District Court Release Decision (Bond) Percentage by Year of Case Booking



Number of District Court Cases and Release Outcome for Financial and Non-Financial Bonds  
(Excludes Administrative Release, Release Not Offered, and No Judicial Presentation)



\* Data provided from the Pretrial Information Management System.

\* A single release bond may apply to multiple cases.

\* A single case may have multiple different bonds set over time. Only the most recent release bond is reported for each case.



**ADMINISTRATIVE OFFICE OF THE COURTS**  
**Research and Statistics**

19\_PINS8007

**District Court Cases Booked CY 17-21 LAWRENCE COUNTY**

District Court Release Decision and Release Outcome by Year of Case Booking

Year of Date Booked	Release Outcome	Release Decision					Grand Total
		Administrative Release	Non-Financial	Financial	Release Not Offered	No Judicial Presentation	
2017	Administrative Release	122					122
	Non-Financial Release		218				218
	Financial Release			34			34
	60-Day Rule			10			10
	Indictment		3	10			13
	Detained Until Disposition	1	12	45	7	1	66
	<b>Total</b>	<b>123</b>	<b>233</b>	<b>99</b>	<b>7</b>	<b>1</b>	<b>463</b>
2018	Administrative Release	107					107
	Non-Financial Release		197				197
	Financial Release			32			32
	60-Day Rule			3	1		4
	Indictment		1	10	3		14
	Detained Until Disposition	2	17	57	2		78
	<b>Total</b>	<b>109</b>	<b>215</b>	<b>102</b>	<b>6</b>		<b>432</b>
2019	Administrative Release	54					54
	Non-Financial Release		268				268
	Financial Release			46			46
	60-Day Rule		1	2	1		4
	Indictment		5	15			20
	Detained Until Disposition	1	29	36			66
	<b>Total</b>	<b>55</b>	<b>303</b>	<b>99</b>	<b>1</b>		<b>458</b>
2020	Administrative Release	95					95
	Non-Financial Release		167				167
	Financial Release			25			25
	Indictment	2		3			5
	Detained Until Disposition	3	9	41		1	54
	<b>Total</b>	<b>100</b>	<b>176</b>	<b>69</b>		<b>1</b>	<b>346</b>
2021	Administrative Release	115					115
	Non-Financial Release		247				247
	Financial Release			51			51
	60-Day Rule			2			2
	Indictment		3	11			14
	Detained Until Disposition	2	9	48	1		60
	In Custody		1	1			2
	<b>Total</b>	<b>117</b>	<b>260</b>	<b>113</b>	<b>1</b>		<b>491</b>

\* Data provided from the Pretrial Information Management System.

\* A single release bond may apply to multiple cases.

\* A single case may have multiple different bonds set over time. Only the most recent release bond is reported for each case.

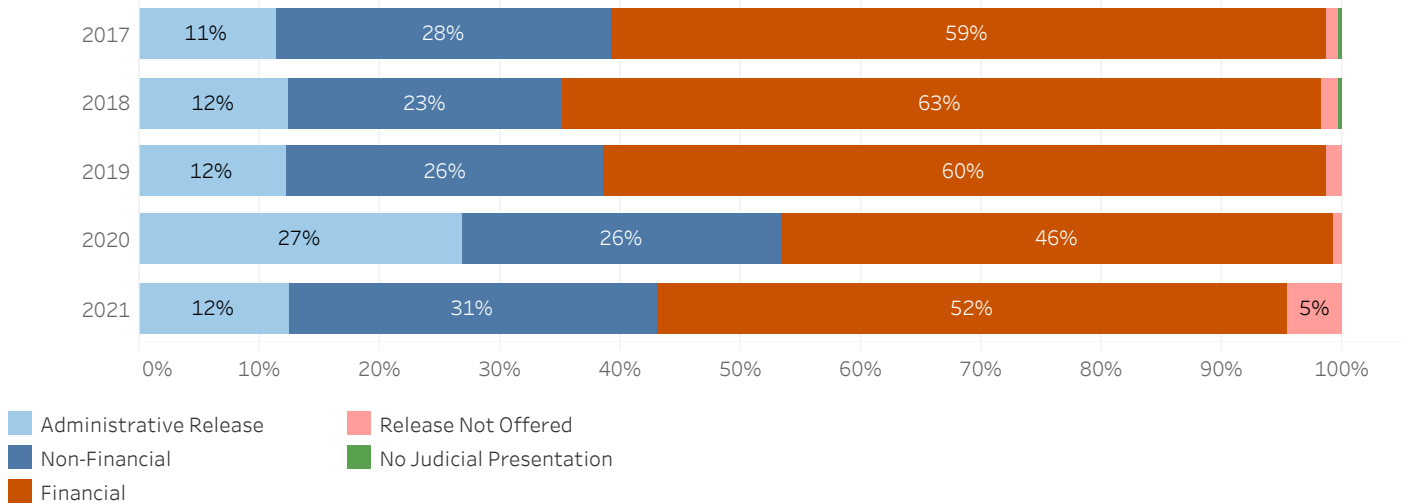


ADMINISTRATIVE OFFICE OF THE COURTS  
Research and Statistics

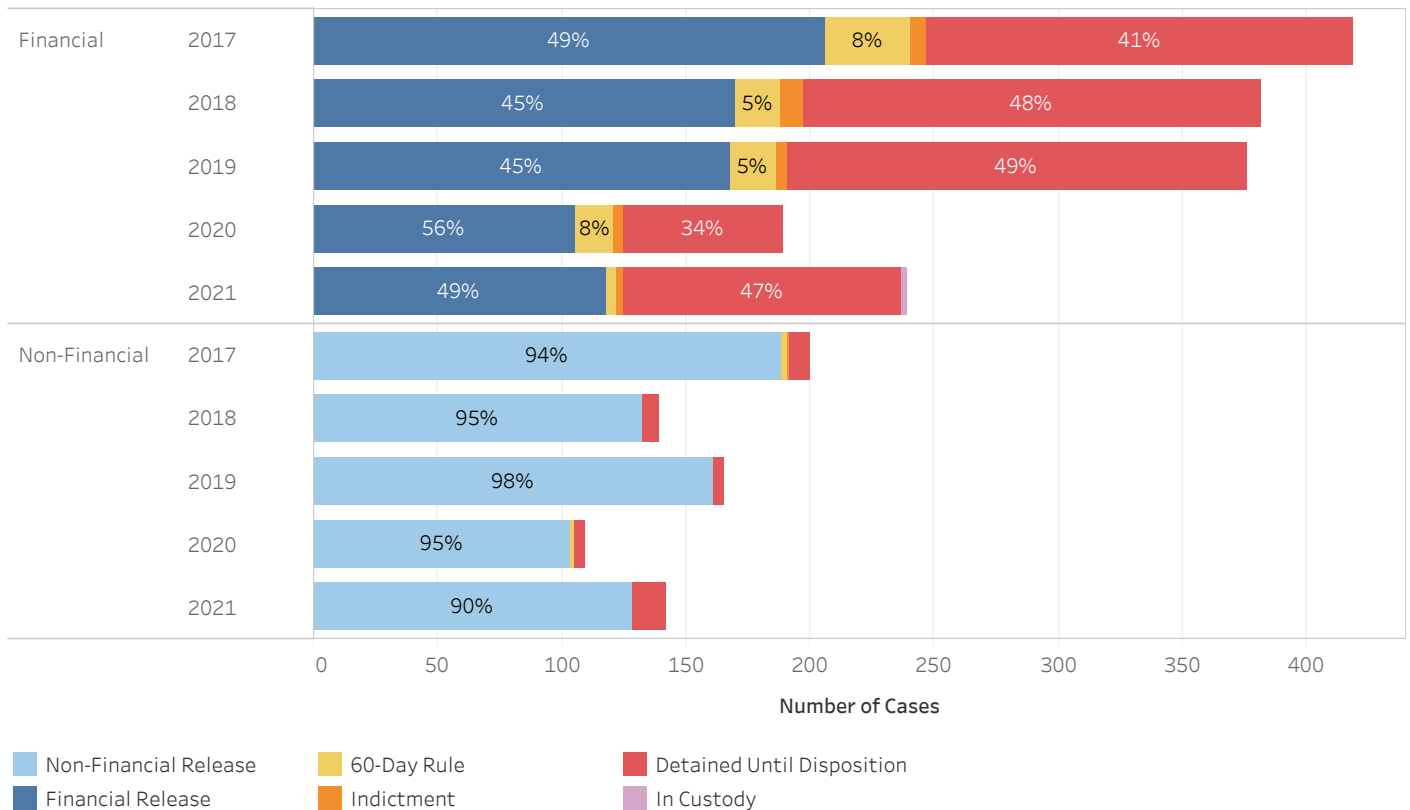
19\_PINS8007

District Court Cases Booked CY 17-21 LEE COUNTY

District Court Release Decision (Bond) Percentage by Year of Case Booking



Number of District Court Cases and Release Outcome for Financial and Non-Financial Bonds  
(Excludes Administrative Release, Release Not Offered, and No Judicial Presentation)



\* Data provided from the Pretrial Information Management System.

\* A single release bond may apply to multiple cases.

\* A single case may have multiple different bonds set over time. Only the most recent release bond is reported for each case.



**ADMINISTRATIVE OFFICE OF THE COURTS  
Research and Statistics**

19\_PINS8007

**District Court Cases Booked CY 17-21 LEE COUNTY**

District Court Release Decision and Release Outcome by Year of Case Booking

Year of Date Booked	Release Outcome	Release Decision					Grand Total
		Administrative Release	Non-Financial	Financial	Release Not Offered	No Judicial Presentation	
2017	Administrative Release	80					80
	Non-Financial Release		188				188
	Financial Release			206			206
	60-Day Rule		3	34			37
	Indictment		1	7			8
	Detained Until Disposition	2	8	172	8	2	192
	<b>Total</b>	<b>82</b>	<b>200</b>	<b>419</b>	<b>8</b>	<b>2</b>	<b>711</b>
2018	Administrative Release	73					73
	Non-Financial Release		132				132
	Financial Release			170			170
	60-Day Rule			18			18
	Indictment			9			9
	Detained Until Disposition	2	7	184	9	2	204
	<b>Total</b>	<b>75</b>	<b>139</b>	<b>381</b>	<b>9</b>	<b>2</b>	<b>606</b>
2019	Administrative Release	76					76
	Non-Financial Release		161				161
	Financial Release			168			168
	60-Day Rule			18			18
	Indictment			5			5
	Detained Until Disposition	1	4	185	8		198
	<b>Total</b>	<b>77</b>	<b>165</b>	<b>376</b>	<b>8</b>		<b>626</b>
2020	Administrative Release	104					104
	Non-Financial Release		104				104
	Financial Release			106			106
	60-Day Rule		1	15			16
	Indictment			4			4
	Detained Until Disposition	7	4	64	3		78
	<b>Total</b>	<b>111</b>	<b>109</b>	<b>189</b>	<b>3</b>		<b>412</b>
2021	Administrative Release	57					57
	Non-Financial Release		128				128
	Financial Release			118			118
	60-Day Rule			4			4
	Indictment			3			3
	Detained Until Disposition	1	14	112	21		148
	In Custody			2			2
	<b>Total</b>	<b>58</b>	<b>142</b>	<b>239</b>	<b>21</b>		<b>460</b>

\* Data provided from the Pretrial Information Management System.

\* A single release bond may apply to multiple cases.

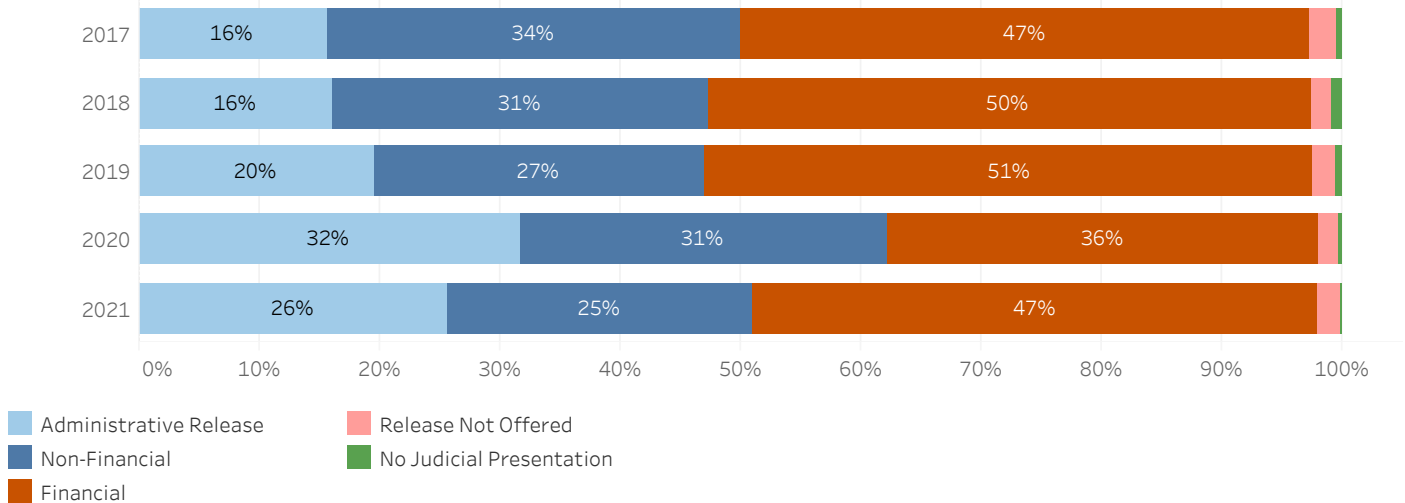
\* A single case may have multiple different bonds set over time. Only the most recent release bond is reported for each case.



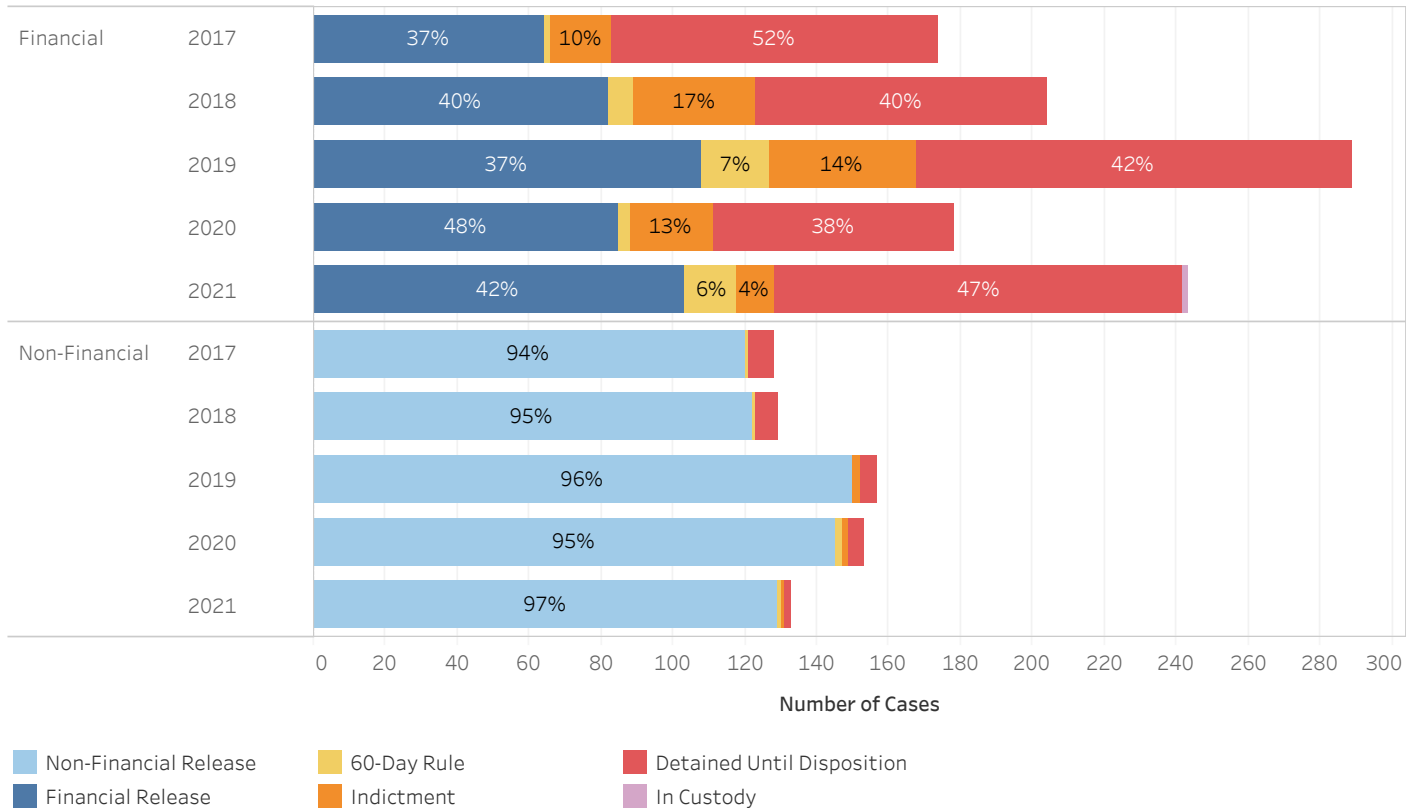
ADMINISTRATIVE OFFICE OF THE COURTS  
Research and Statistics

District Court Cases Booked CY 17-21 LESLIE COUNTY

District Court Release Decision (Bond) Percentage by Year of Case Booking



Number of District Court Cases and Release Outcome for Financial and Non-Financial Bonds  
(Excludes Administrative Release, Release Not Offered, and No Judicial Presentation)



\* Data provided from the Pretrial Information Management System.

\* A single release bond may apply to multiple cases.

\* A single case may have multiple different bonds set over time. Only the most recent release bond is reported for each case.





**ADMINISTRATIVE OFFICE OF THE COURTS  
Research and Statistics**

19\_PINS8007

**District Court Cases Booked CY 17-21 LESLIE COUNTY**

District Court Release Decision and Release Outcome by Year of Case Booking

Year of Date Booked	Release Outcome	Release Decision					Grand Total
		Administrative Release	Non-Financial	Financial	Release Not Offered	No Judicial Presentation	
2017	Administrative Release	53					53
	Non-Financial Release		120				120
	Financial Release			64			64
	60-Day Rule		1	2		1	4
	Indictment			17			17
	Detained Until Disposition	5	7	91	8	1	112
	<b>Total</b>	<b>58</b>	<b>128</b>	<b>174</b>	<b>8</b>	<b>2</b>	<b>370</b>
2018	Administrative Release	63					63
	Non-Financial Release		122				122
	Financial Release			82			82
	60-Day Rule		1	7			8
	Indictment			34			34
	Detained Until Disposition	3	6	81	7	4	101
	<b>Total</b>	<b>66</b>	<b>129</b>	<b>204</b>	<b>7</b>	<b>4</b>	<b>410</b>
2019	Administrative Release	105					105
	Non-Financial Release		150				150
	Financial Release			108			108
	60-Day Rule			19	1		20
	Indictment		2	41			43
	Detained Until Disposition	7	5	121	9	4	146
	<b>Total</b>	<b>112</b>	<b>157</b>	<b>289</b>	<b>10</b>	<b>4</b>	<b>572</b>
2020	Administrative Release	147					147
	Non-Financial Release		145				145
	Financial Release			85			85
	60-Day Rule		2	3			5
	Indictment	1	2	23	1		27
	Detained Until Disposition	10	4	67	7	2	90
	<b>Total</b>	<b>158</b>	<b>153</b>	<b>178</b>	<b>8</b>	<b>2</b>	<b>499</b>
2021	Administrative Release	129					129
	Non-Financial Release		129				129
	Financial Release			103			103
	60-Day Rule		1	15			16
	Indictment		1	10			11
	Detained Until Disposition	5	2	114	10	1	132
	In Custody			1			1
	<b>Total</b>	<b>134</b>	<b>133</b>	<b>243</b>	<b>10</b>	<b>1</b>	<b>521</b>

\* Data provided from the Pretrial Information Management System.

\* A single release bond may apply to multiple cases.

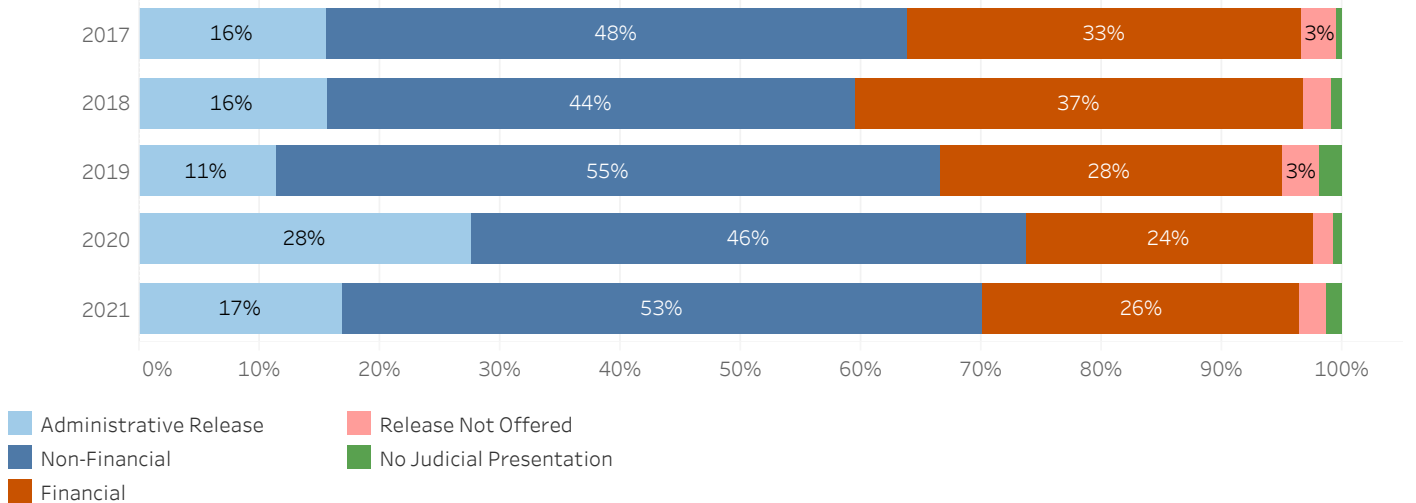
\* A single case may have multiple different bonds set over time. Only the most recent release bond is reported for each case.



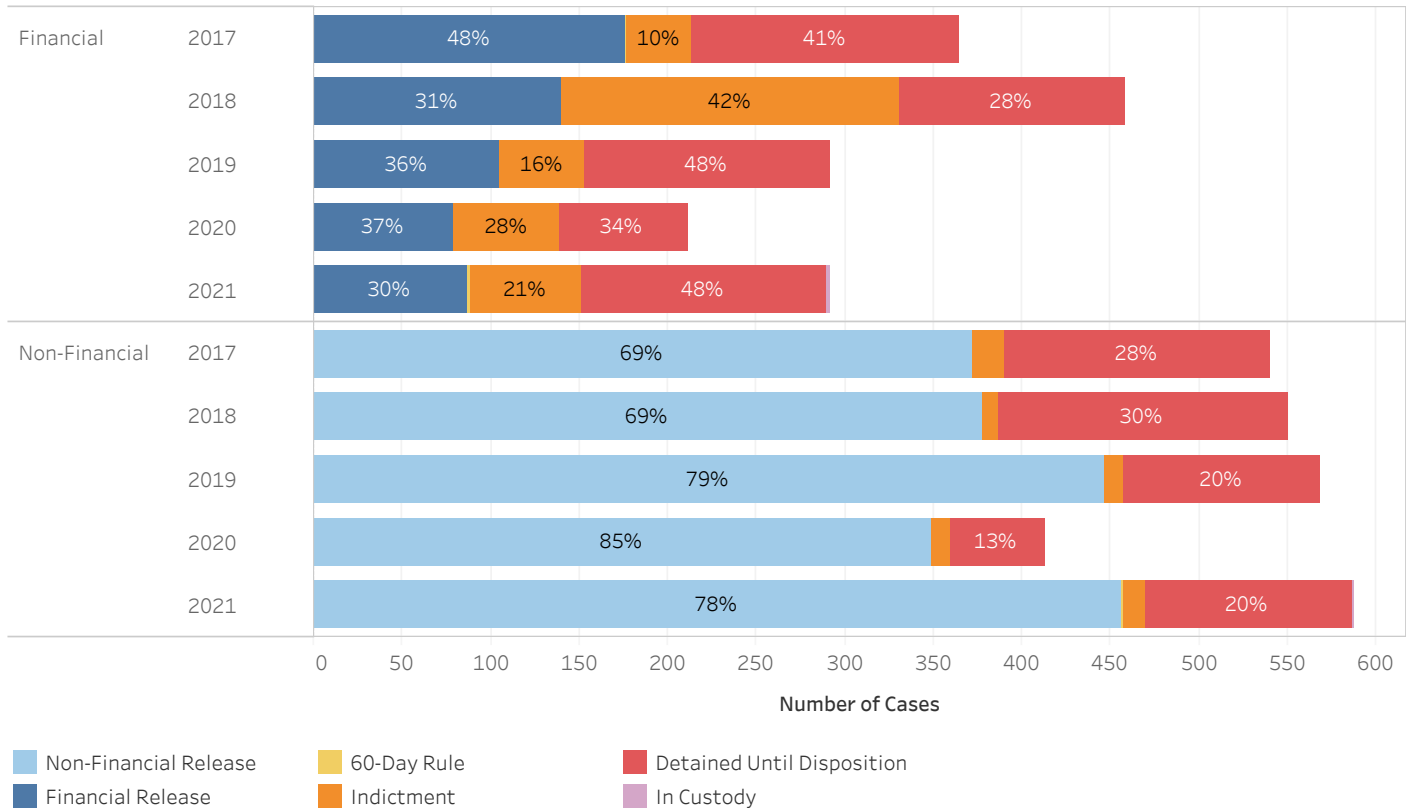
ADMINISTRATIVE OFFICE OF THE COURTS  
Research and Statistics

District Court Cases Booked CY 17-21 LETCHER COUNTY

District Court Release Decision (Bond) Percentage by Year of Case Booking



Number of District Court Cases and Release Outcome for Financial and Non-Financial Bonds  
(Excludes Administrative Release, Release Not Offered, and No Judicial Presentation)



\* Data provided from the Pretrial Information Management System.

\* A single release bond may apply to multiple cases.

\* A single case may have multiple different bonds set over time. Only the most recent release bond is reported for each case.



**ADMINISTRATIVE OFFICE OF THE COURTS**  
**Research and Statistics**

19\_PINS8007

**District Court Cases Booked CY 17-21 LETCHER COUNTY**

District Court Release Decision and Release Outcome by Year of Case Booking

Year of Date Booked	Release Outcome	Release Decision					Grand Total
		Administrative Release	Non-Financial	Financial	Release Not Offered	No Judicial Presentation	
2017	Administrative Release	165					165
	Non-Financial Release		372				372
	Financial Release			176			176
	60-Day Rule			1			1
	Indictment		18	36	1		55
	Detained Until Disposition	9	150	151	33	5	348
	<b>Total</b>		<b>174</b>	<b>540</b>	<b>364</b>	<b>34</b>	<b>5</b>
2018	Administrative Release	189					189
	Non-Financial Release		378				378
	Financial Release			140			140
	Indictment		8	191	4		203
	Detained Until Disposition	6	164	127	26	12	335
	<b>Total</b>		<b>195</b>	<b>550</b>	<b>458</b>	<b>30</b>	<b>12</b>
2019	Administrative Release	111					111
	Non-Financial Release		447				447
	Financial Release			105			105
	Indictment		10	48	3	1	62
	Detained Until Disposition	7	111	139	29	19	305
	<b>Total</b>		<b>118</b>	<b>568</b>	<b>292</b>	<b>32</b>	<b>20</b>
2020	Administrative Release	237					237
	Non-Financial Release		349				349
	Financial Release			79			79
	Indictment	3	11	60			74
	Detained Until Disposition	5	53	72	15	7	152
	<b>Total</b>		<b>245</b>	<b>413</b>	<b>211</b>	<b>15</b>	<b>7</b>
2021	Administrative Release	177					177
	Non-Financial Release		456				456
	Financial Release			87			87
	60-Day Rule		1	2			3
	Indictment	1	13	62			76
	Detained Until Disposition	8	116	139	19	15	297
	In Custody		1	2	4		7
	<b>Total</b>		<b>186</b>	<b>587</b>	<b>292</b>	<b>23</b>	<b>15</b>

\* Data provided from the Pretrial Information Management System.

\* A single release bond may apply to multiple cases.

\* A single case may have multiple different bonds set over time. Only the most recent release bond is reported for each case.

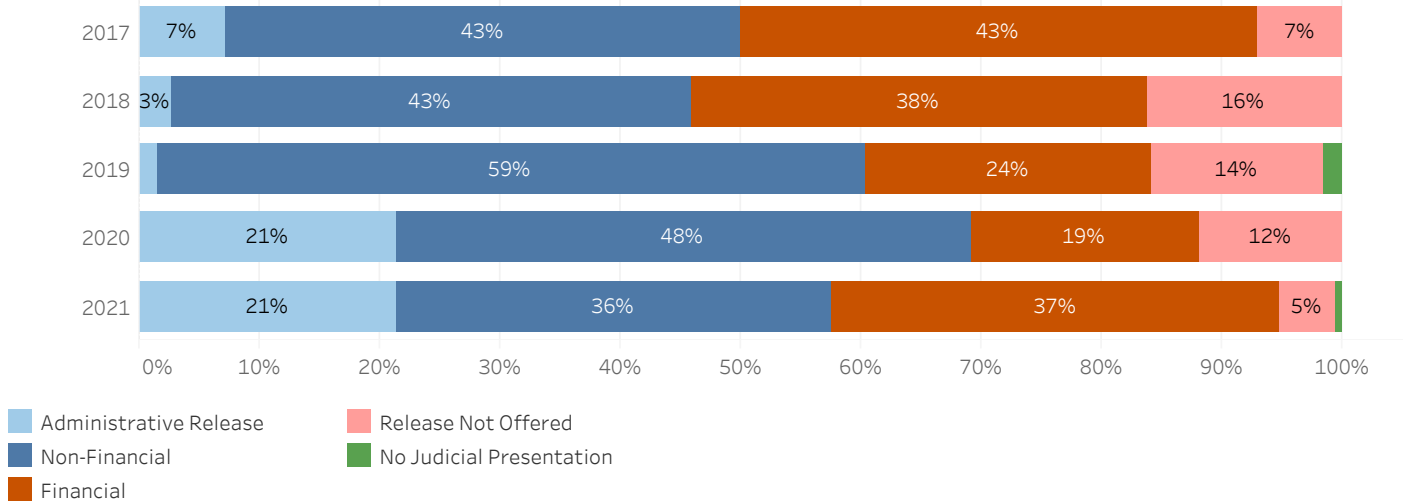


ADMINISTRATIVE OFFICE OF THE COURTS  
Research and Statistics

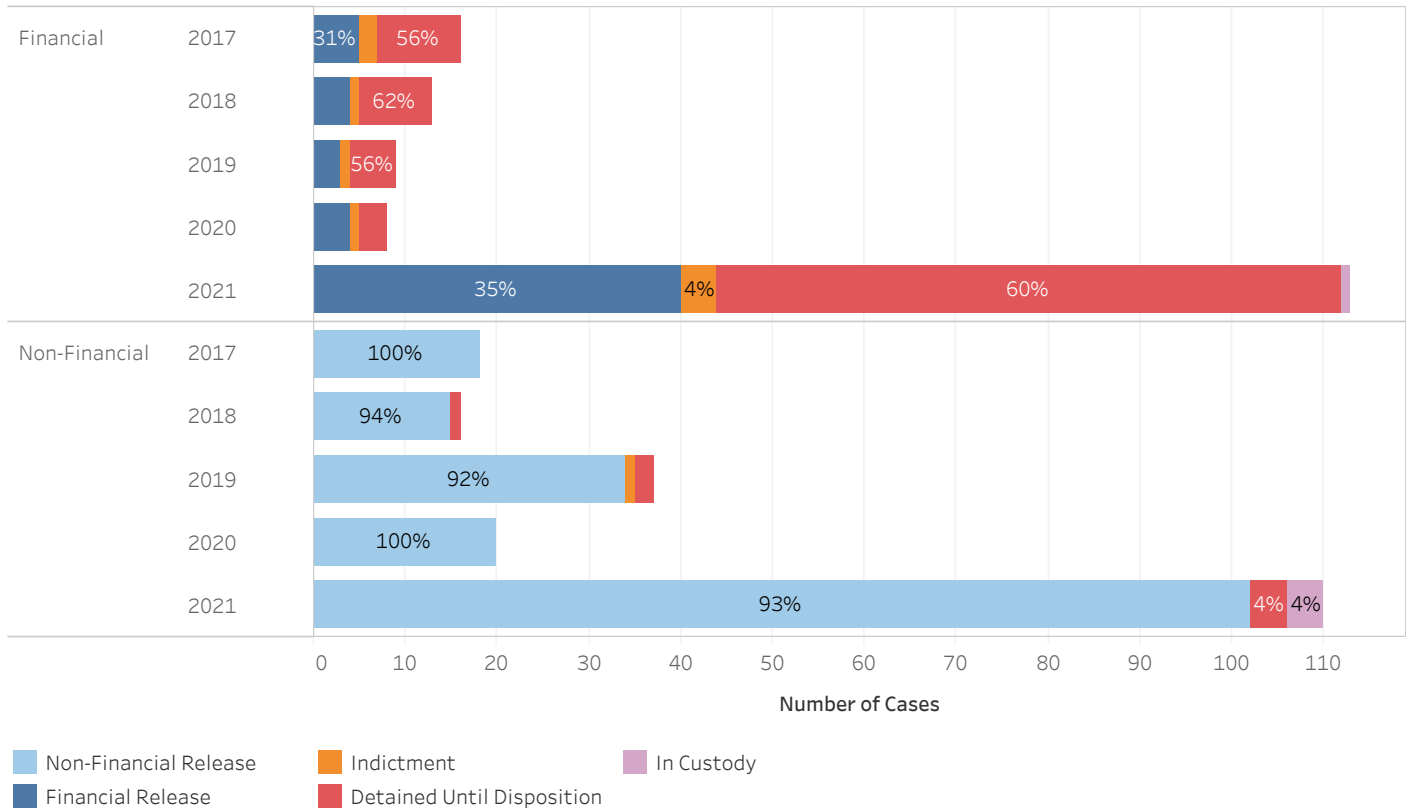
19\_PINS8007

District Court Cases Booked CY 17-21 LEWIS COUNTY

District Court Release Decision (Bond) Percentage by Year of Case Booking



Number of District Court Cases and Release Outcome for Financial and Non-Financial Bonds  
(Excludes Administrative Release, Release Not Offered, and No Judicial Presentation)



\* Data provided from the Pretrial Information Management System.

\* A single release bond may apply to multiple cases.

\* A single case may have multiple different bonds set over time. Only the most recent release bond is reported for each case.



**ADMINISTRATIVE OFFICE OF THE COURTS**  
**Research and Statistics**

19\_PINS8007

**District Court Cases Booked CY 17-21 LEWIS COUNTY**

District Court Release Decision and Release Outcome by Year of Case Booking

Year of Date Booked	Release Outcome	Release Decision					Grand Total
		Administrative Release	Non-Financial	Financial	Release Not Offered	No Judicial Presentation	
2017	Administrative Release	3					3
	Non-Financial Release		18				18
	Financial Release			5			5
	Indictment			2			2
	Detained Until Disposition			9	3		12
	<b>Total</b>		<b>3</b>	<b>18</b>	<b>16</b>	<b>3</b>	<b>40</b>
2018	Administrative Release	1					1
	Non-Financial Release		15				15
	Financial Release			4			4
	Indictment			1	1		2
	Detained Until Disposition		1	8	4		13
	<b>Total</b>		<b>1</b>	<b>16</b>	<b>13</b>	<b>5</b>	<b>35</b>
2019	Administrative Release	1					1
	Non-Financial Release		34				34
	Financial Release			3			3
	60-Day Rule				2		2
	Indictment		1	1			2
	Detained Until Disposition		2	5	5	1	13
<b>Total</b>		<b>1</b>	<b>37</b>	<b>9</b>	<b>7</b>	<b>55</b>	
2020	Administrative Release	7					7
	Non-Financial Release		20				20
	Financial Release			4			4
	Indictment			1	2		3
	Detained Until Disposition	2		3	3		8
	<b>Total</b>	<b>9</b>	<b>20</b>	<b>8</b>	<b>5</b>		<b>42</b>
2021	Administrative Release	63					63
	Non-Financial Release		102				102
	Financial Release			40			40
	Indictment			4			4
	Detained Until Disposition	2	4	68	13	2	89
	In Custody		4	1			5
	<b>Total</b>	<b>65</b>	<b>110</b>	<b>113</b>	<b>13</b>	<b>2</b>	<b>303</b>

\* Data provided from the Pretrial Information Management System.

\* A single release bond may apply to multiple cases.

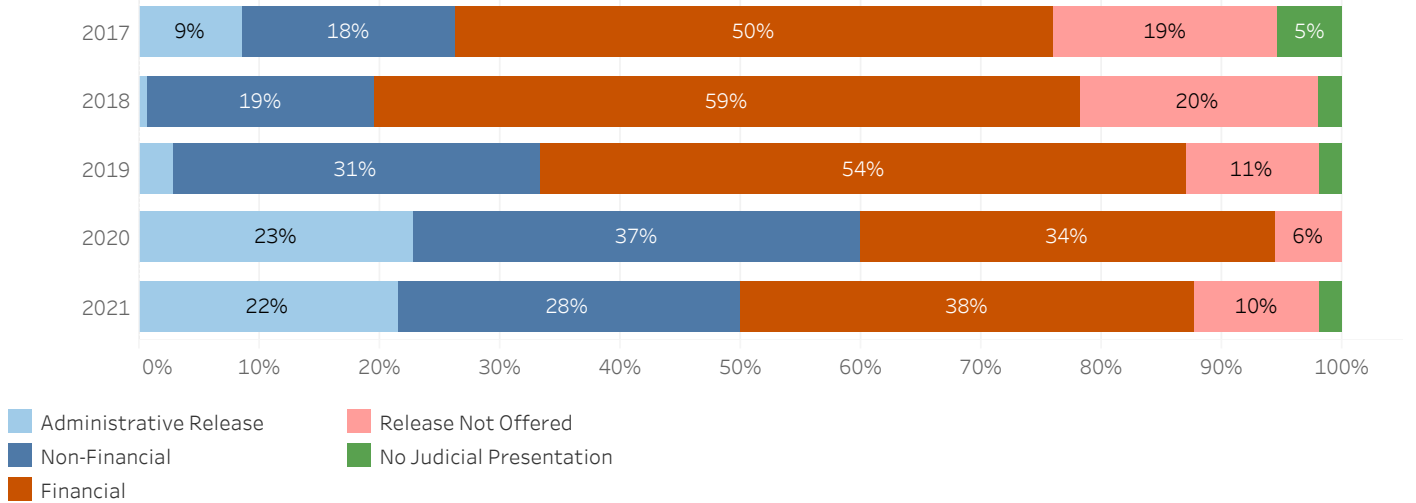
\* A single case may have multiple different bonds set over time. Only the most recent release bond is reported for each case.



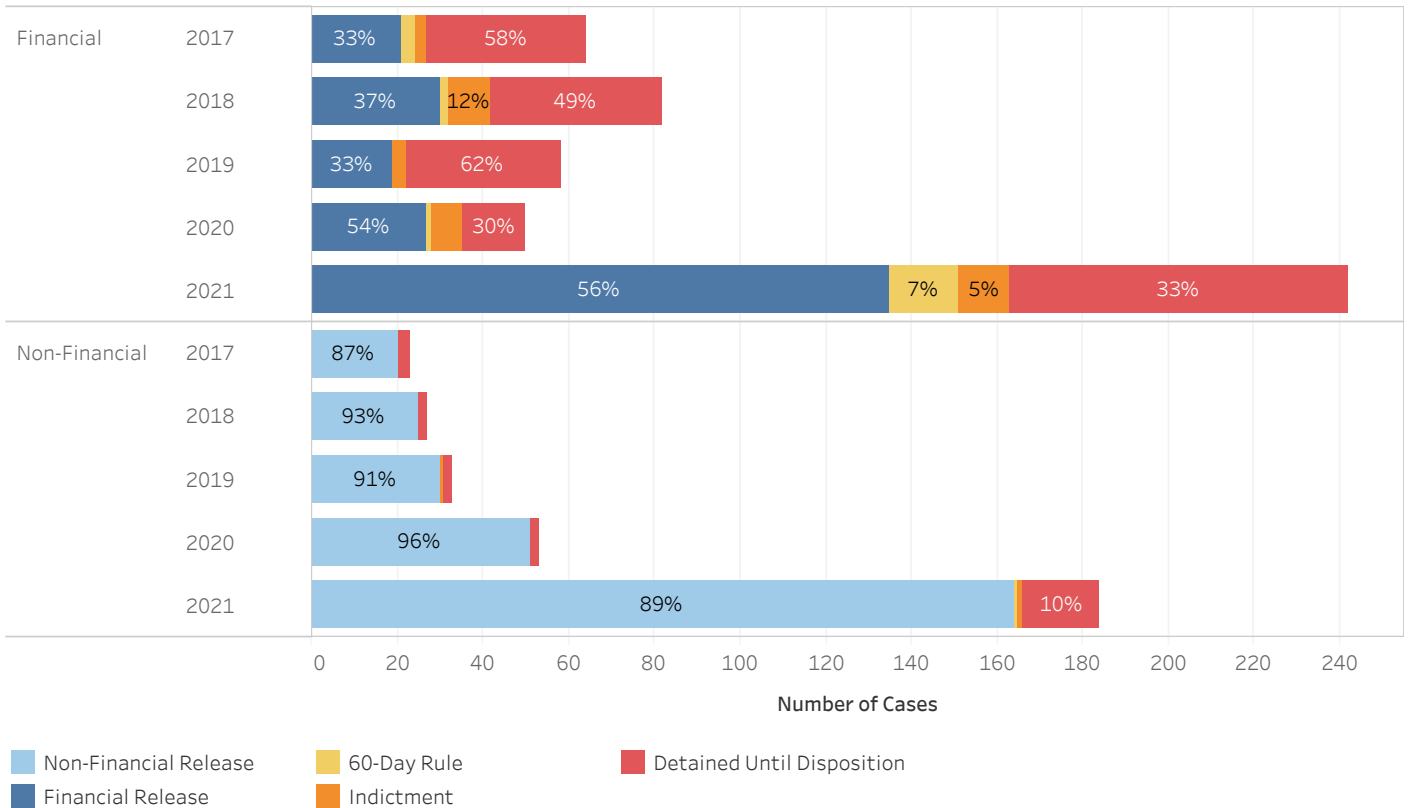
ADMINISTRATIVE OFFICE OF THE COURTS  
Research and Statistics

District Court Cases Booked CY 17-21 LINCOLN COUNTY

District Court Release Decision (Bond) Percentage by Year of Case Booking



Number of District Court Cases and Release Outcome for Financial and Non-Financial Bonds  
(Excludes Administrative Release, Release Not Offered, and No Judicial Presentation)



\* Data provided from the Pretrial Information Management System.

\* A single release bond may apply to multiple cases.

\* A single case may have multiple different bonds set over time. Only the most recent release bond is reported for each case.



**ADMINISTRATIVE OFFICE OF THE COURTS**  
**Research and Statistics**

19\_PINS8007

**District Court Cases Booked CY 17-21 LINCOLN COUNTY**

District Court Release Decision and Release Outcome by Year of Case Booking

Year of Date Booked	Release Outcome	Release Decision					Grand Total
		Administrative Release	Non-Financial	Financial	Release Not Offered	No Judicial Presentation	
2017	Administrative Release	10					10
	Non-Financial Release		20				20
	Financial Release			21			21
	60-Day Rule			3			3
	Indictment			3			3
	Detained Until Disposition	1	3	37	23	7	71
	<b>Total</b>	<b>11</b>	<b>23</b>	<b>64</b>	<b>23</b>	<b>7</b>	<b>128</b>
2018	Administrative Release	1					1
	Non-Financial Release		25				25
	Financial Release			30			30
	60-Day Rule			2	1		3
	Indictment			10	1		11
	Detained Until Disposition		2	40	22	3	67
	<b>Total</b>	<b>1</b>	<b>27</b>	<b>82</b>	<b>24</b>	<b>3</b>	<b>137</b>
2019	Administrative Release	2					2
	Non-Financial Release		30				30
	Financial Release			19			19
	60-Day Rule				1	1	2
	Indictment		1	3			4
	Detained Until Disposition	1	2	36	10	1	50
	<b>Total</b>	<b>3</b>	<b>33</b>	<b>58</b>	<b>11</b>	<b>2</b>	<b>107</b>
2020	Administrative Release	30					30
	Non-Financial Release		51				51
	Financial Release			27			27
	60-Day Rule			1			1
	Indictment			7			7
	Detained Until Disposition	2	2	15	7		26
	In Custody	1					1
<b>Total</b>	<b>33</b>	<b>53</b>	<b>50</b>	<b>7</b>		<b>143</b>	
2021	Administrative Release	132					132
	Non-Financial Release		164				164
	Financial Release			135			135
	60-Day Rule		1	16	4		21
	Indictment		1	12	4		17
	Detained Until Disposition	8	18	79	45	12	162
	In Custody				2		2
<b>Total</b>	<b>140</b>	<b>184</b>	<b>242</b>	<b>55</b>	<b>12</b>	<b>633</b>	

\* Data provided from the Pretrial Information Management System.

\* A single release bond may apply to multiple cases.

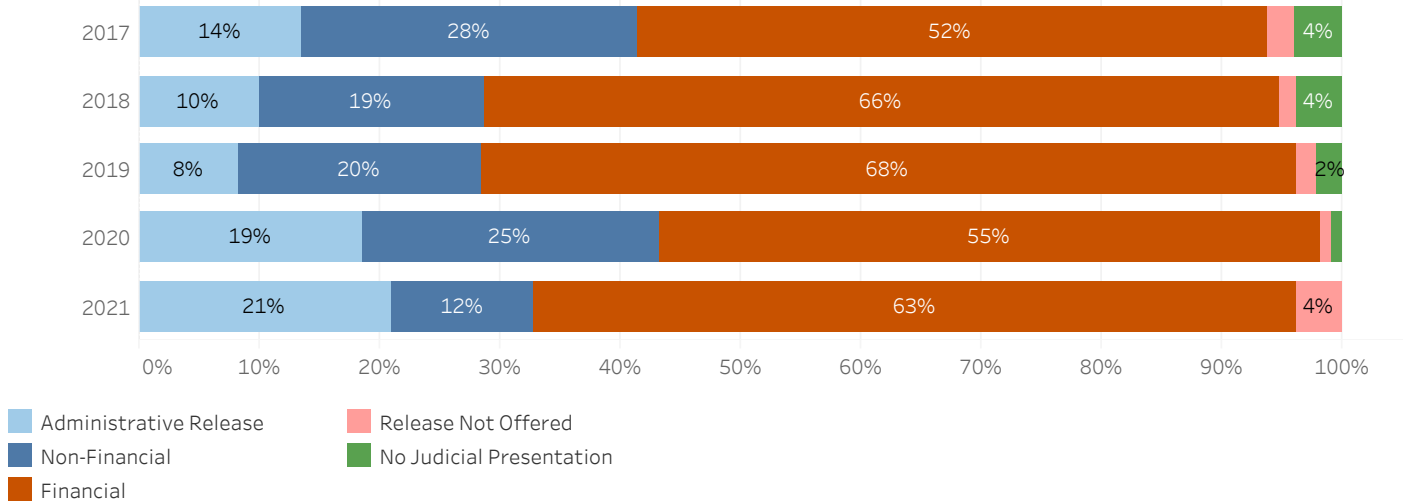
\* A single case may have multiple different bonds set over time. Only the most recent release bond is reported for each case.



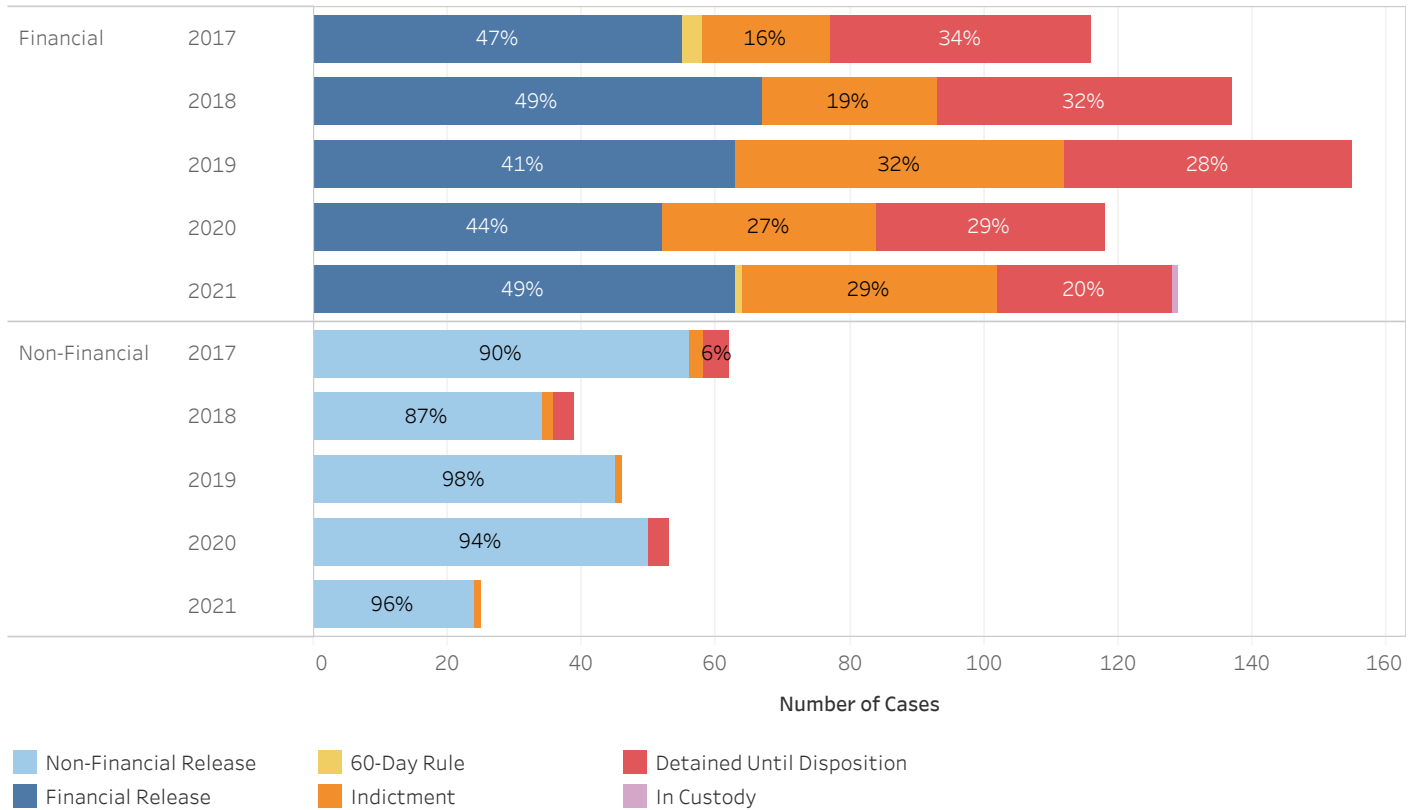
ADMINISTRATIVE OFFICE OF THE COURTS  
Research and Statistics

District Court Cases Booked CY 17-21 LIVINGSTON COUNTY

District Court Release Decision (Bond) Percentage by Year of Case Booking



Number of District Court Cases and Release Outcome for Financial and Non-Financial Bonds  
(Excludes Administrative Release, Release Not Offered, and No Judicial Presentation)



\* Data provided from the Pretrial Information Management System.

\* A single release bond may apply to multiple cases.

\* A single case may have multiple different bonds set over time. Only the most recent release bond is reported for each case.





**ADMINISTRATIVE OFFICE OF THE COURTS  
Research and Statistics**

19\_PINS8007

**District Court Cases Booked CY 17-21 LIVINGSTON COUNTY**

District Court Release Decision and Release Outcome by Year of Case Booking

Year of Date Booked	Release Outcome	Release Decision					Grand Total
		Administrative Release	Non-Financial	Financial	Release Not Offered	No Judicial Presentation	
2017	Administrative Release	29					29
	Non-Financial Release		56				56
	Financial Release			55			55
	60-Day Rule			3			3
	Indictment		2	19	1		22
	Detained Until Disposition	1	4	39	4	9	57
	<b>Total</b>	<b>30</b>	<b>62</b>	<b>116</b>	<b>5</b>	<b>9</b>	<b>222</b>
2018	Administrative Release	20					20
	Non-Financial Release		34				34
	Financial Release			67			67
	Indictment		2	26			28
	Detained Until Disposition	1	3	44	3	8	59
	<b>Total</b>	<b>21</b>	<b>39</b>	<b>137</b>	<b>3</b>	<b>8</b>	<b>208</b>
2019	Administrative Release	18					18
	Non-Financial Release		45				45
	Financial Release			63			63
	Indictment	1	1	49			51
	Detained Until Disposition			43	3	5	51
	<b>Total</b>	<b>19</b>	<b>46</b>	<b>155</b>	<b>3</b>	<b>5</b>	<b>228</b>
2020	Administrative Release	40					40
	Non-Financial Release		50				50
	Financial Release			52			52
	Indictment			32			32
	Detained Until Disposition		3	34	2	2	41
	<b>Total</b>	<b>40</b>	<b>53</b>	<b>118</b>	<b>2</b>	<b>2</b>	<b>215</b>
2021	Administrative Release	39					39
	Non-Financial Release		24				24
	Financial Release			63			63
	60-Day Rule			1			1
	Indictment	2	1	38			41
	Detained Until Disposition	3		26	4		33
	In Custody			1	4		5
	<b>Total</b>	<b>44</b>	<b>25</b>	<b>129</b>	<b>8</b>		<b>206</b>

\* Data provided from the Pretrial Information Management System.

\* A single release bond may apply to multiple cases.

\* A single case may have multiple different bonds set over time. Only the most recent release bond is reported for each case.

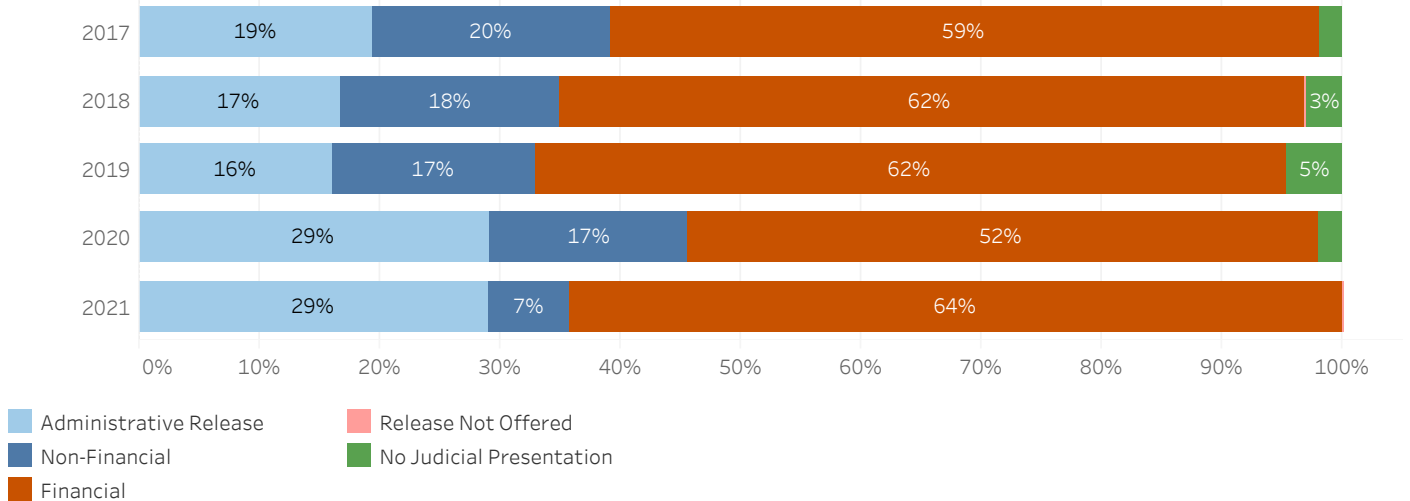


ADMINISTRATIVE OFFICE OF THE COURTS  
Research and Statistics

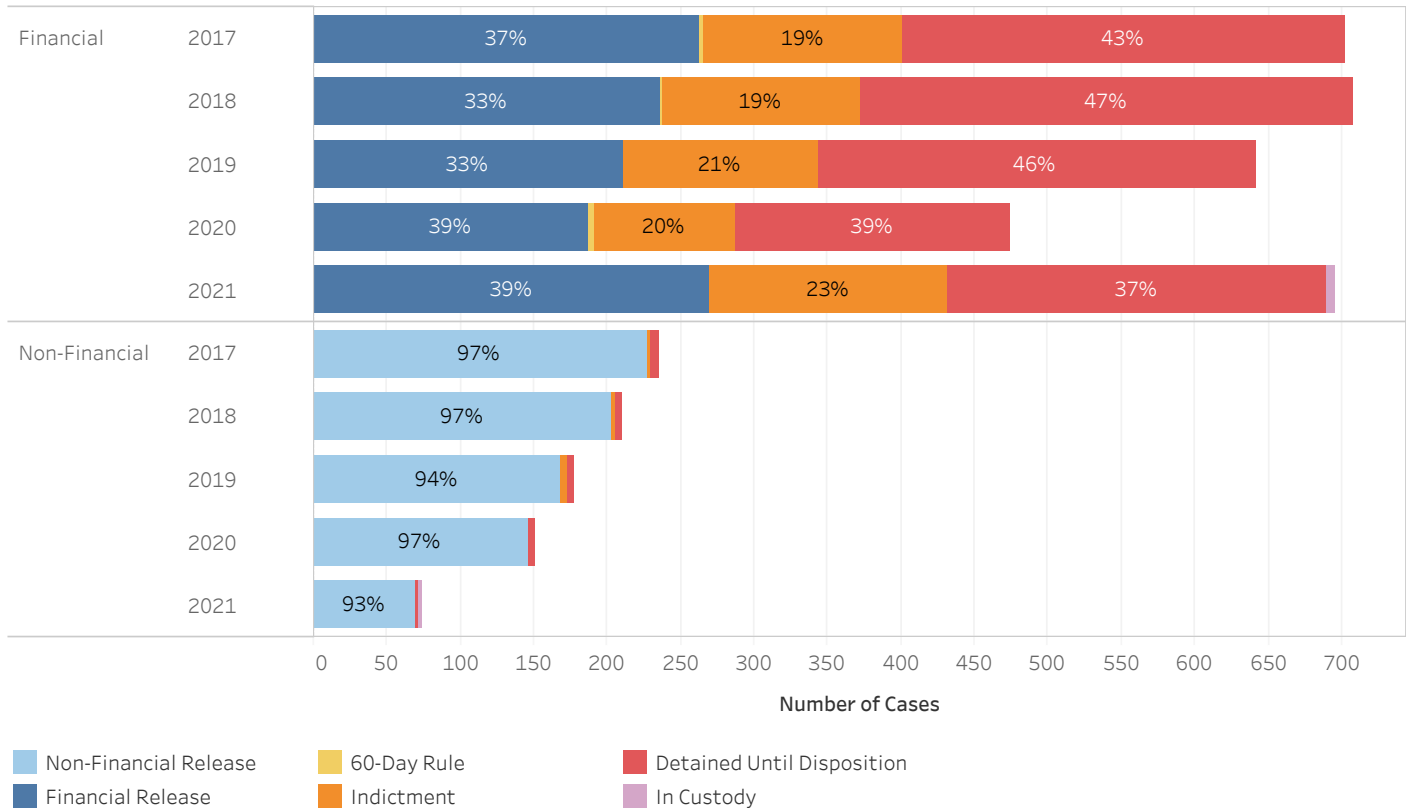
19\_PINS8007

District Court Cases Booked CY 17-21 LOGAN COUNTY

District Court Release Decision (Bond) Percentage by Year of Case Booking



Number of District Court Cases and Release Outcome for Financial and Non-Financial Bonds  
(Excludes Administrative Release, Release Not Offered, and No Judicial Presentation)



\* Data provided from the Pretrial Information Management System.

\* A single release bond may apply to multiple cases.

\* A single case may have multiple different bonds set over time. Only the most recent release bond is reported for each case.



**ADMINISTRATIVE OFFICE OF THE COURTS  
Research and Statistics**

19\_PINS8007

**District Court Cases Booked CY 17-21 LOGAN COUNTY**

District Court Release Decision and Release Outcome by Year of Case Booking

Year of Date Booked	Release Outcome	Release Decision					Grand Total
		Administrative Release	Non-Financial	Financial	Release Not Offered	No Judicial Presentation	
2017	Administrative Release	228					228
	Non-Financial Release		227				227
	Financial Release			263			263
	60-Day Rule			2			2
	Indictment		3	136			139
	Detained Until Disposition	4	5	301	1	22	333
	<b>Total</b>	<b>232</b>	<b>235</b>	<b>702</b>	<b>1</b>	<b>22</b>	<b>1,192</b>
2018	Administrative Release	189					189
	Non-Financial Release		203				203
	Financial Release			237			237
	60-Day Rule			1			1
	Indictment		2	134			136
	Detained Until Disposition	3	5	336	2	35	381
	<b>Total</b>	<b>192</b>	<b>210</b>	<b>708</b>	<b>2</b>	<b>35</b>	<b>1,147</b>
2019	Administrative Release	168					168
	Non-Financial Release		168				168
	Financial Release			211			211
	Indictment		5	133		2	140
	Detained Until Disposition	1	5	297		48	351
	<b>Total</b>	<b>169</b>	<b>178</b>	<b>641</b>		<b>50</b>	<b>1,038</b>
2020	Administrative Release	251					251
	Non-Financial Release		147				147
	Financial Release			187			187
	60-Day Rule			4			4
	Indictment	5		96		1	102
	Detained Until Disposition	9	4	187	1	17	218
	<b>Total</b>	<b>265</b>	<b>151</b>	<b>474</b>	<b>1</b>	<b>18</b>	<b>909</b>
2021	Administrative Release	299					299
	Non-Financial Release		69				69
	Financial Release			270			270
	Indictment	6		161			167
	Detained Until Disposition	9	3	259	1		272
	In Custody	1	2	6			9
	<b>Total</b>	<b>315</b>	<b>74</b>	<b>696</b>	<b>1</b>		<b>1,086</b>

\* Data provided from the Pretrial Information Management System.

\* A single release bond may apply to multiple cases.

\* A single case may have multiple different bonds set over time. Only the most recent release bond is reported for each case.

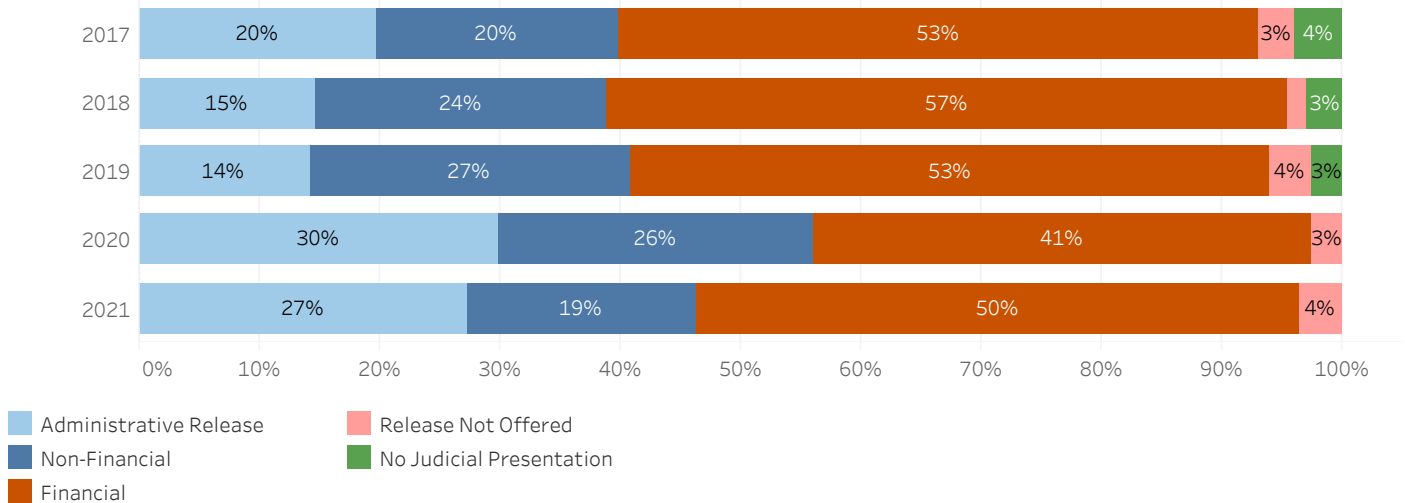


ADMINISTRATIVE OFFICE OF THE COURTS  
Research and Statistics

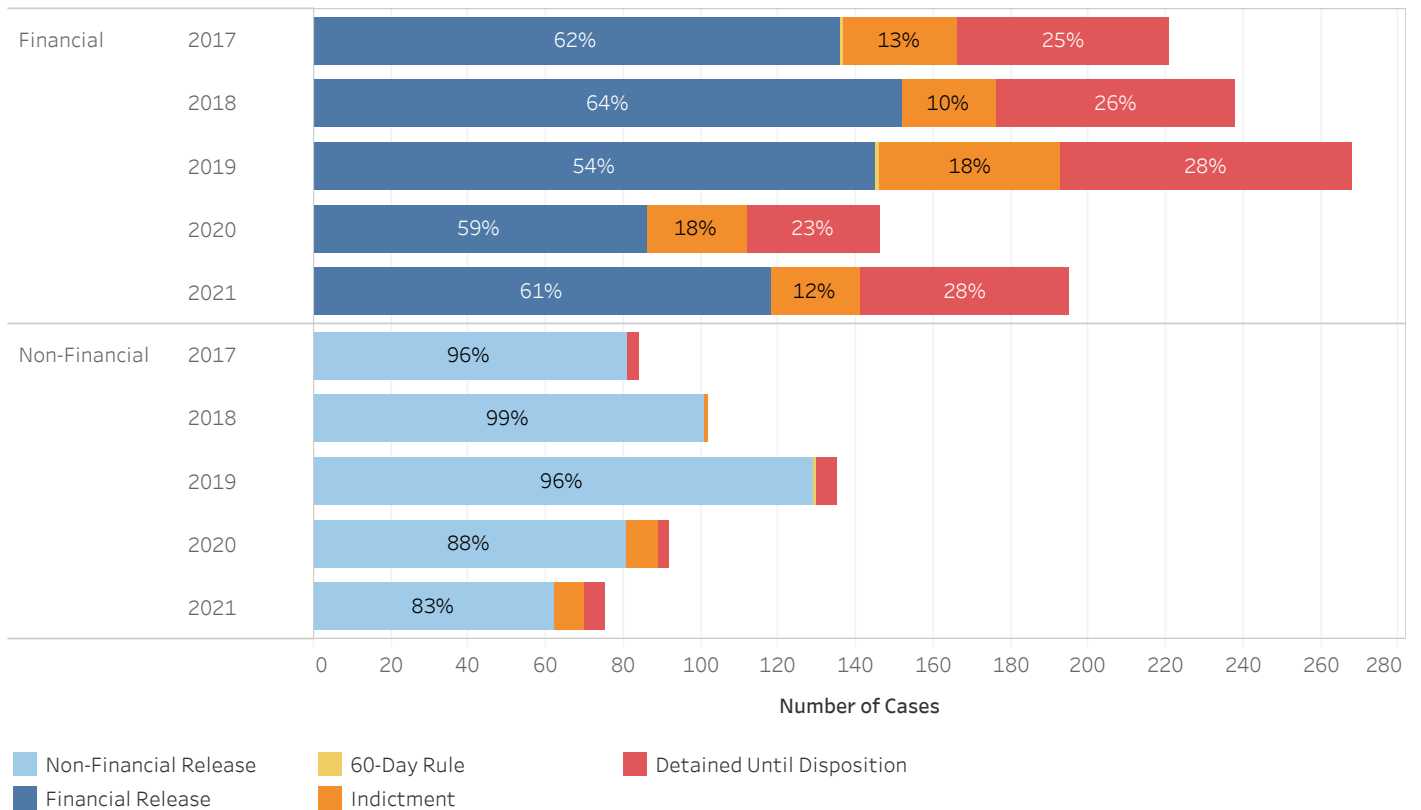
19\_PINS8007

District Court Cases Booked CY 17-21 LYON COUNTY

District Court Release Decision (Bond) Percentage by Year of Case Booking



Number of District Court Cases and Release Outcome for Financial and Non-Financial Bonds  
(Excludes Administrative Release, Release Not Offered, and No Judicial Presentation)



\* Data provided from the Pretrial Information Management System.

\* A single release bond may apply to multiple cases.

\* A single case may have multiple different bonds set over time. Only the most recent release bond is reported for each case.



**ADMINISTRATIVE OFFICE OF THE COURTS  
Research and Statistics**

19\_PINS8007

**District Court Cases Booked CY 17-21 LYON COUNTY**

District Court Release Decision and Release Outcome by Year of Case Booking

Year of Date Booked	Release Outcome	Release Decision					Grand Total
		Administrative Release	Non-Financial	Financial	Release Not Offered	No Judicial Presentation	
2017	Administrative Release	78					78
	Non-Financial Release		81				81
	Financial Release			136			136
	60-Day Rule			1			1
	Indictment			29	1	1	31
	Detained Until Disposition	4	3	55	11	16	89
	<b>Total</b>	<b>82</b>	<b>84</b>	<b>221</b>	<b>12</b>	<b>17</b>	<b>416</b>
2018	Administrative Release	60					60
	Non-Financial Release		101				101
	Financial Release			152			152
	Indictment		1	24			25
	Detained Until Disposition	2		62	6	13	83
	<b>Total</b>	<b>62</b>	<b>102</b>	<b>238</b>	<b>6</b>	<b>13</b>	<b>421</b>
2019	Administrative Release	65					65
	Non-Financial Release		129				129
	Financial Release			145			145
	60-Day Rule		1	1			2
	Indictment			47			47
	Detained Until Disposition	7	5	75	18	12	117
<b>Total</b>	<b>72</b>	<b>135</b>	<b>268</b>	<b>18</b>	<b>12</b>	<b>505</b>	
2020	Administrative Release	101					101
	Non-Financial Release		81				81
	Financial Release			86			86
	Indictment	1	8	26			35
	Detained Until Disposition	3	3	34	9		49
	<b>Total</b>	<b>105</b>	<b>92</b>	<b>146</b>	<b>9</b>		<b>352</b>
2021	Administrative Release	106					106
	Non-Financial Release		62				62
	Financial Release			118			118
	Indictment	2	8	23			33
	Detained Until Disposition		5	54	14		73
	<b>Total</b>	<b>108</b>	<b>75</b>	<b>195</b>	<b>14</b>		<b>392</b>

\* Data provided from the Pretrial Information Management System.

\* A single release bond may apply to multiple cases.

\* A single case may have multiple different bonds set over time. Only the most recent release bond is reported for each case.

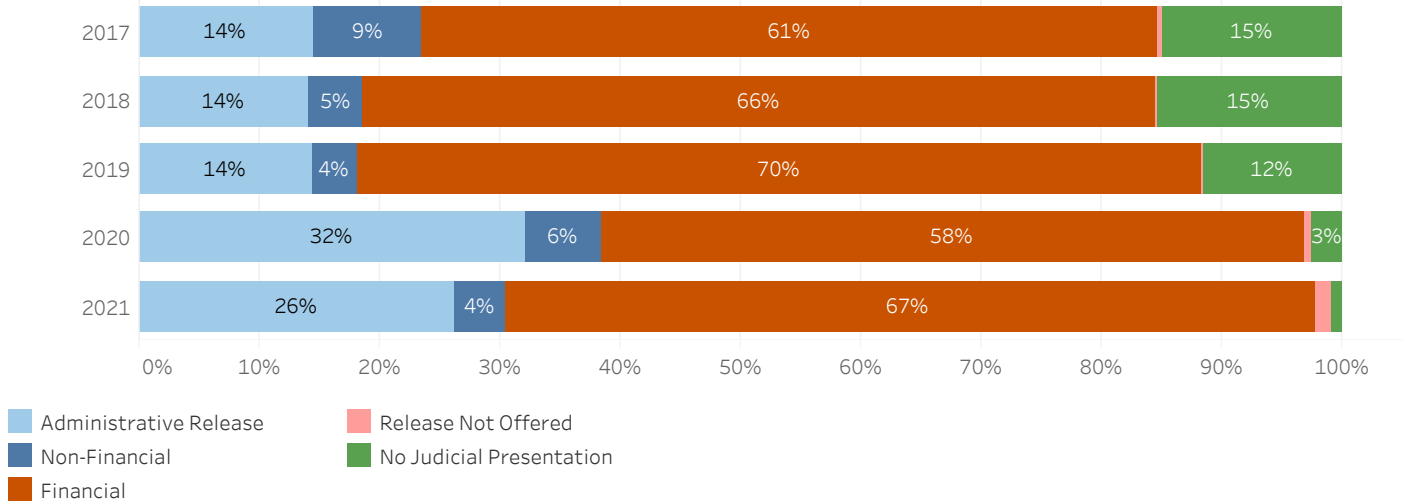


ADMINISTRATIVE OFFICE OF THE COURTS  
Research and Statistics

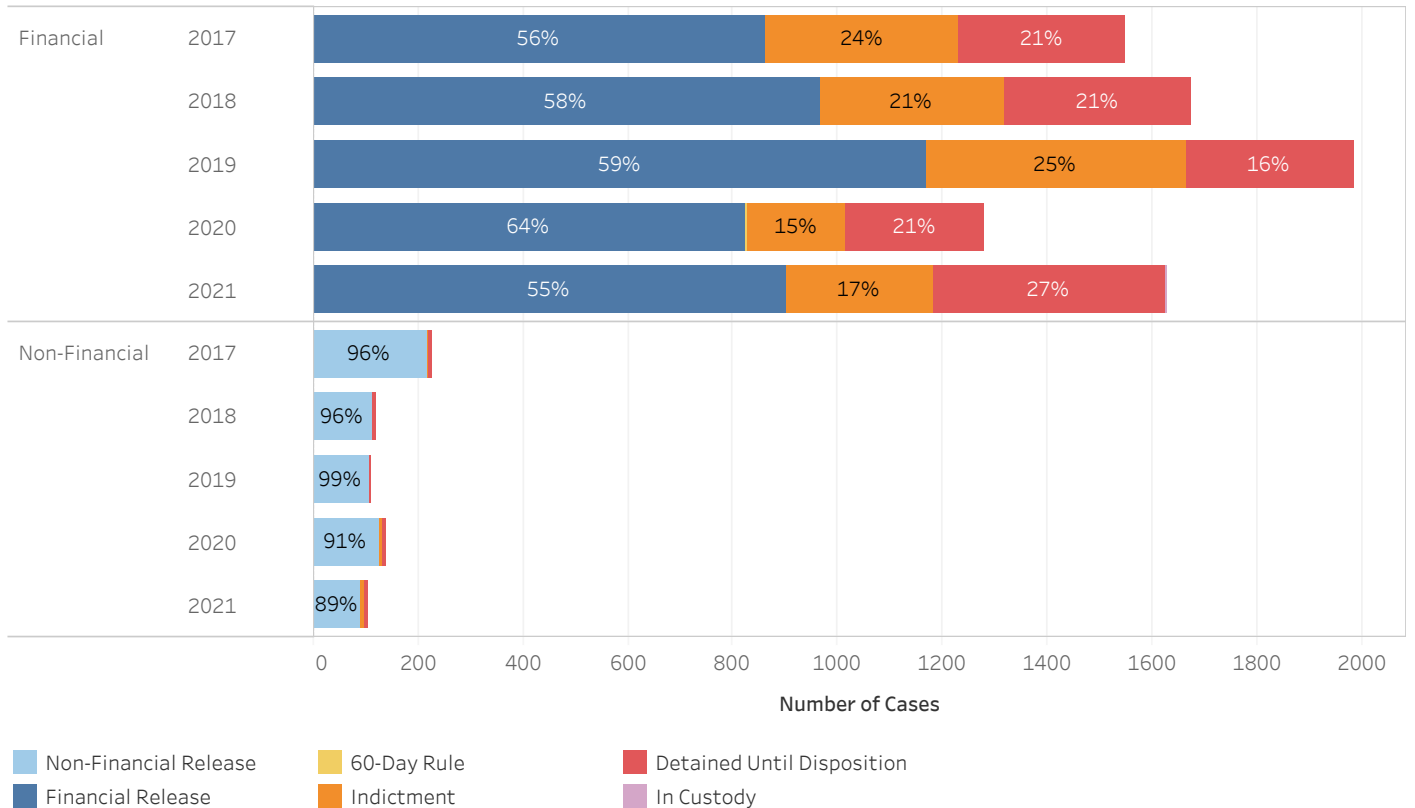
19\_PINS8007

District Court Cases Booked CY 17-21 MCCracken COUNTY

District Court Release Decision (Bond) Percentage by Year of Case Booking



Number of District Court Cases and Release Outcome for Financial and Non-Financial Bonds  
(Excludes Administrative Release, Release Not Offered, and No Judicial Presentation)



\* Data provided from the Pretrial Information Management System.

\* A single release bond may apply to multiple cases.

\* A single case may have multiple different bonds set over time. Only the most recent release bond is reported for each case.



**ADMINISTRATIVE OFFICE OF THE COURTS  
Research and Statistics**

19\_PINS8007

**District Court Cases Booked CY 17-21 MCCracken County**

District Court Release Decision and Release Outcome by Year of Case Booking

Year of Date Booked	Release Outcome	Release Decision					Grand Total
		Administrative Release	Non-Financial	Financial	Release Not Offered	No Judicial Presentation	
2017	Administrative Release	360					360
	Non-Financial Release		218				218
	Financial Release			862			862
	Indictment		1	368	6	2	377
	Detained Until Disposition	7	8	320	5	377	717
	<b>Total</b>	<b>367</b>	<b>227</b>	<b>1,550</b>	<b>11</b>	<b>379</b>	<b>2,534</b>
2018	Administrative Release	344					344
	Non-Financial Release		113				113
	Financial Release			967			967
	Indictment		1	352	1	5	359
	Detained Until Disposition	12	4	355	2	386	759
	<b>Total</b>	<b>356</b>	<b>118</b>	<b>1,674</b>	<b>3</b>	<b>391</b>	<b>2,542</b>
2019	Administrative Release	394					394
	Non-Financial Release		108				108
	Financial Release			1,170			1,170
	Indictment			494	2	4	500
	Detained Until Disposition	12	1	321	1	324	659
	<b>Total</b>	<b>406</b>	<b>109</b>	<b>1,985</b>	<b>3</b>	<b>328</b>	<b>2,831</b>
2020	Administrative Release	665					665
	Non-Financial Release		125				125
	Financial Release			825			825
	60-Day Rule			2			2
	Indictment	18	6	187			211
	Detained Until Disposition	20	7	267	9	58	361
	<b>Total</b>	<b>703</b>	<b>138</b>	<b>1,281</b>	<b>9</b>	<b>58</b>	<b>2,189</b>
2021	Administrative Release	593					593
	Non-Financial Release		92				92
	Financial Release			903			903
	Indictment	12	4	279	8		303
	Detained Until Disposition	33	7	444	29	20	533
	In Custody			3			3
	<b>Total</b>	<b>638</b>	<b>103</b>	<b>1,629</b>	<b>37</b>	<b>20</b>	<b>2,427</b>

\* Data provided from the Pretrial Information Management System.

\* A single release bond may apply to multiple cases.

\* A single case may have multiple different bonds set over time. Only the most recent release bond is reported for each case.

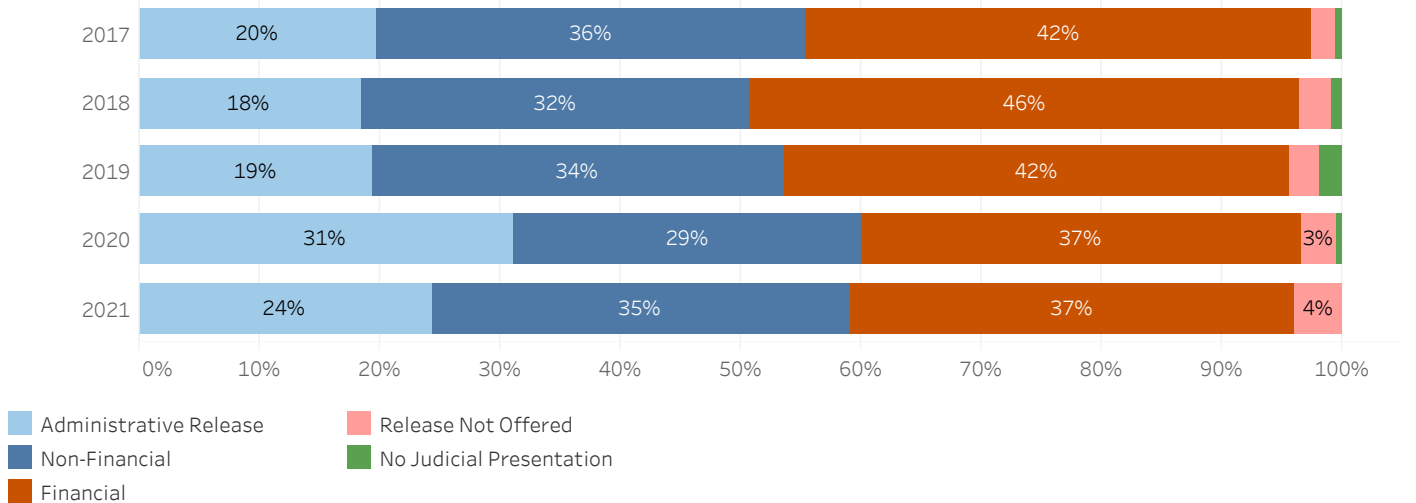


ADMINISTRATIVE OFFICE OF THE COURTS  
Research and Statistics

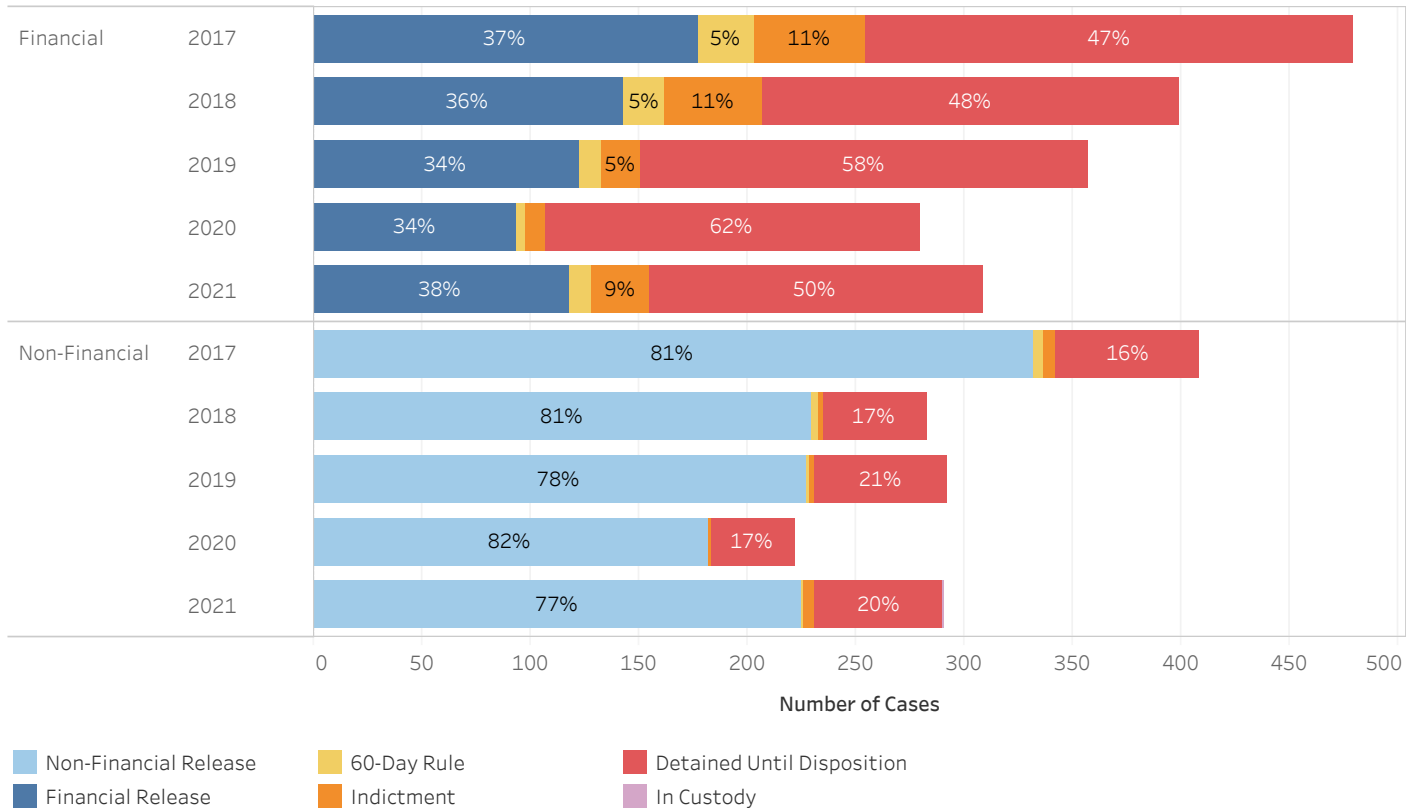
19\_PINS8007

District Court Cases Booked CY 17-21 MCCREARY COUNTY

District Court Release Decision (Bond) Percentage by Year of Case Booking



Number of District Court Cases and Release Outcome for Financial and Non-Financial Bonds  
(Excludes Administrative Release, Release Not Offered, and No Judicial Presentation)



\* Data provided from the Pretrial Information Management System.

\* A single release bond may apply to multiple cases.

\* A single case may have multiple different bonds set over time. Only the most recent release bond is reported for each case.





**ADMINISTRATIVE OFFICE OF THE COURTS**  
**Research and Statistics**

19\_PINS8007

**District Court Cases Booked CY 17-21 MCCREARY COUNTY**

District Court Release Decision and Release Outcome by Year of Case Booking

Year of Date Booked	Release Outcome	Release Decision					Grand Total
		Administrative Release	Non-Financial	Financial	Release Not Offered	No Judicial Presentation	
2017	Administrative Release	216	1				217
	Non-Financial Release		332				332
	Financial Release			177			177
	60-Day Rule		5	26			31
	Indictment		5	52			57
	Detained Until Disposition	9	67	225	22	6	329
	<b>Total</b>	<b>225</b>	<b>410</b>	<b>480</b>	<b>22</b>	<b>6</b>	<b>1,143</b>
2018	Administrative Release	146					146
	Non-Financial Release		230				230
	Financial Release			143			143
	60-Day Rule		3	19			22
	Indictment		2	45			47
	Detained Until Disposition	16	48	192	24	8	288
	<b>Total</b>	<b>162</b>	<b>283</b>	<b>399</b>	<b>24</b>	<b>8</b>	<b>876</b>
2019	Administrative Release	147					147
	Non-Financial Release		227				227
	Financial Release			123			123
	60-Day Rule		2	10			12
	Indictment		2	18			20
	Detained Until Disposition	19	61	206	22	16	324
	<b>Total</b>	<b>166</b>	<b>292</b>	<b>357</b>	<b>22</b>	<b>16</b>	<b>853</b>
2020	Administrative Release	212					212
	Non-Financial Release		182				182
	Financial Release			94			94
	60-Day Rule			4			4
	Indictment		2	9			11
	Detained Until Disposition	27	38	173	22	4	264
	<b>Total</b>	<b>239</b>	<b>222</b>	<b>280</b>	<b>22</b>	<b>4</b>	<b>767</b>
2021	Administrative Release	192					192
	Non-Financial Release		225				225
	Financial Release			118			118
	60-Day Rule		1	10			11
	Indictment		5	27			32
	Detained Until Disposition	12	59	154	33		258
	In Custody		1				1
	<b>Total</b>	<b>204</b>	<b>291</b>	<b>309</b>	<b>33</b>		<b>837</b>

\* Data provided from the Pretrial Information Management System.

\* A single release bond may apply to multiple cases.

\* A single case may have multiple different bonds set over time. Only the most recent release bond is reported for each case.

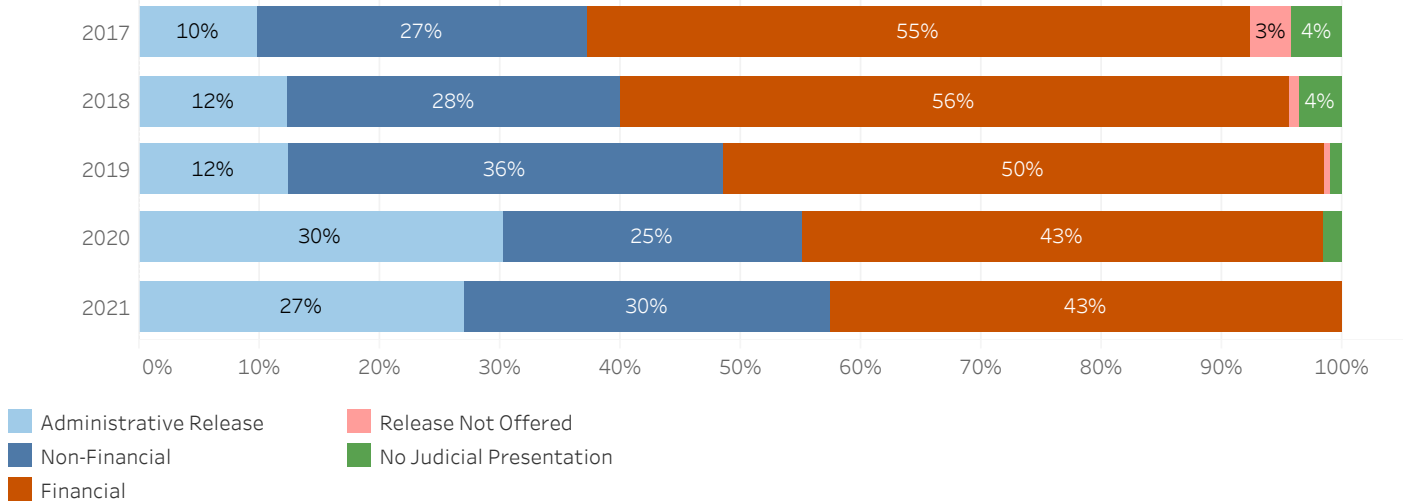


ADMINISTRATIVE OFFICE OF THE COURTS  
Research and Statistics

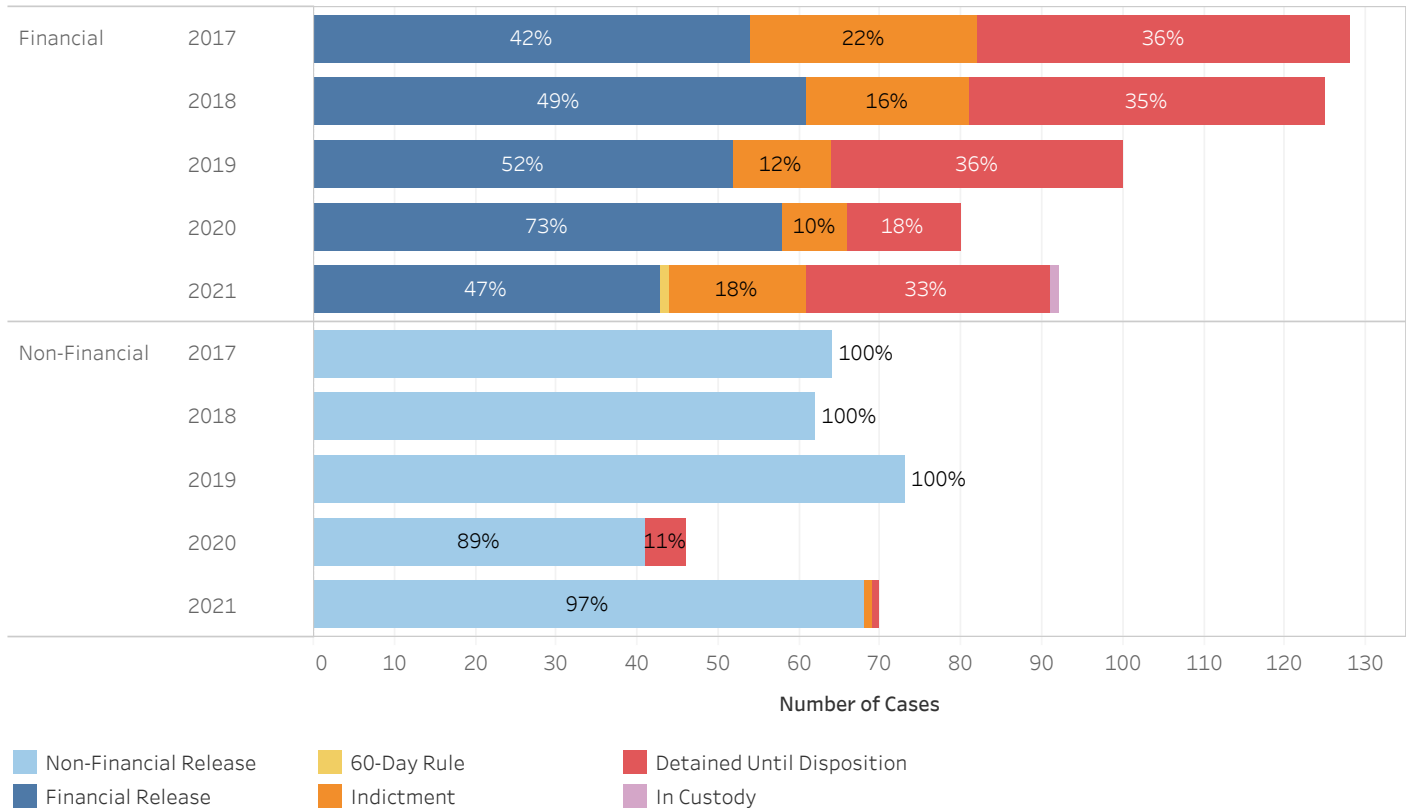
19\_PINS8007

District Court Cases Booked CY 17-21 MCLEAN COUNTY

District Court Release Decision (Bond) Percentage by Year of Case Booking



Number of District Court Cases and Release Outcome for Financial and Non-Financial Bonds  
(Excludes Administrative Release, Release Not Offered, and No Judicial Presentation)



\* Data provided from the Pretrial Information Management System.

\* A single release bond may apply to multiple cases.

\* A single case may have multiple different bonds set over time. Only the most recent release bond is reported for each case.



**ADMINISTRATIVE OFFICE OF THE COURTS  
Research and Statistics**

19\_PINS8007

**District Court Cases Booked CY 17-21 MCLEAN COUNTY**

District Court Release Decision and Release Outcome by Year of Case Booking

Year of Date Booked	Release Outcome	Release Decision					Grand Total
		Administrative Release	Non-Financial	Financial	Release Not Offered	No Judicial Presentation	
2017	Administrative Release	23					23
	Non-Financial Release		64				64
	Financial Release			54			54
	Indictment			28	1		29
	Detained Until Disposition			46	7	10	63
	<b>Total</b>		<b>23</b>	<b>64</b>	<b>128</b>	<b>8</b>	<b>10</b>
2018	Administrative Release	28					28
	Non-Financial Release		62				62
	Financial Release			61			61
	Indictment			20			20
	Detained Until Disposition			44	2	8	54
	<b>Total</b>		<b>28</b>	<b>62</b>	<b>125</b>	<b>2</b>	<b>8</b>
2019	Administrative Release	25					25
	Non-Financial Release		73				73
	Financial Release			52			52
	Indictment			12			12
	Detained Until Disposition			36	1	2	39
	<b>Total</b>		<b>25</b>	<b>73</b>	<b>100</b>	<b>1</b>	<b>2</b>
2020	Administrative Release	54					54
	Non-Financial Release		41				41
	Financial Release			58			58
	Indictment			8		1	9
	Detained Until Disposition	2	5	14		2	23
	<b>Total</b>	<b>56</b>	<b>46</b>	<b>80</b>		<b>3</b>	<b>185</b>
2021	Administrative Release	57					57
	Non-Financial Release		68				68
	Financial Release			43			43
	60-Day Rule			1			1
	Indictment	1	1	17			19
	Detained Until Disposition	4	1	30			35
	In Custody			1			1
	<b>Total</b>	<b>62</b>	<b>70</b>	<b>92</b>			<b>224</b>

\* Data provided from the Pretrial Information Management System.

\* A single release bond may apply to multiple cases.

\* A single case may have multiple different bonds set over time. Only the most recent release bond is reported for each case.

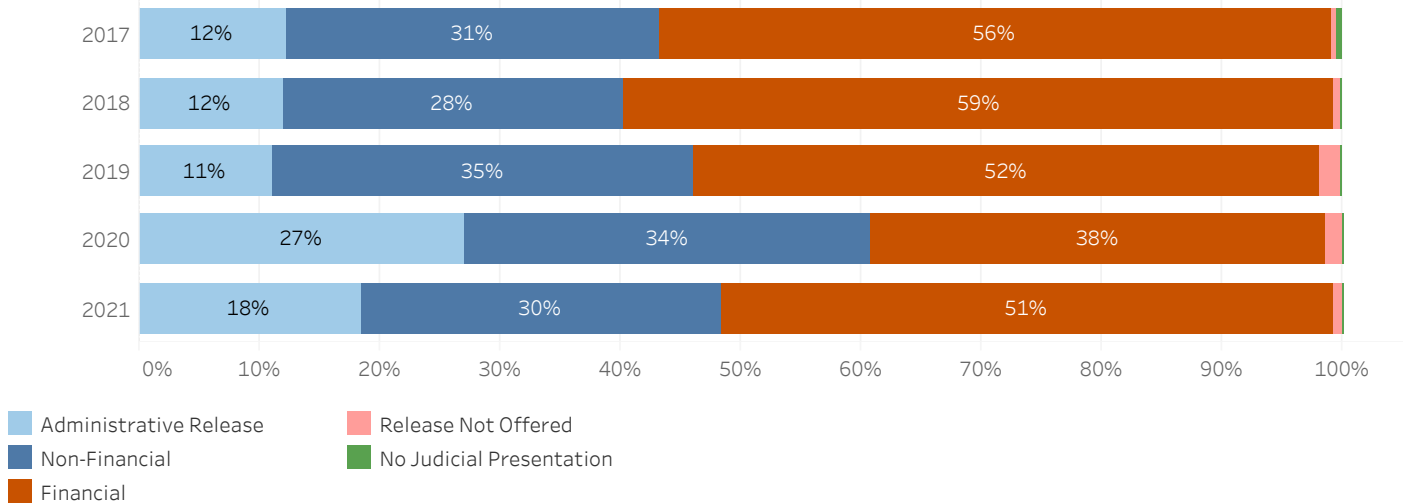


ADMINISTRATIVE OFFICE OF THE COURTS  
Research and Statistics

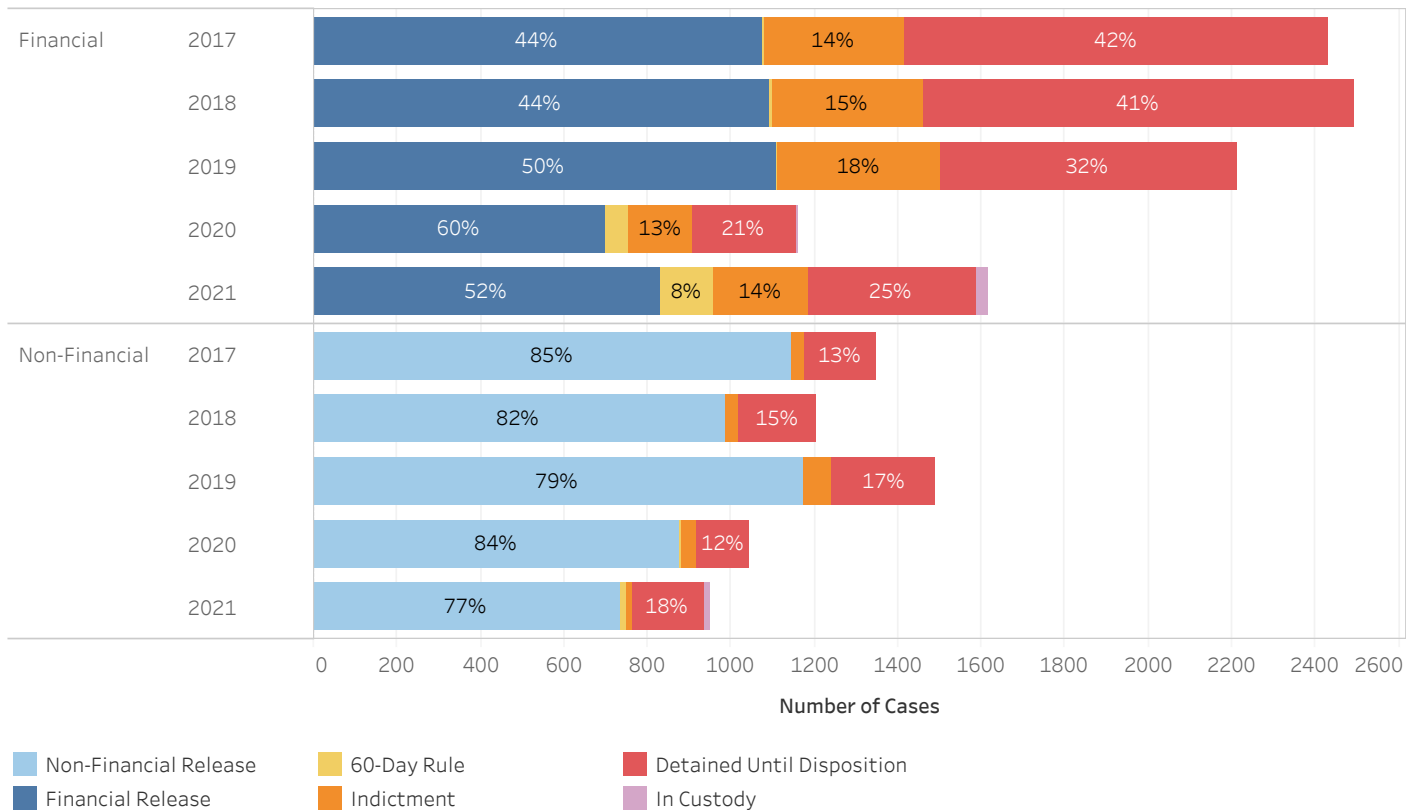
19\_PINS8007

District Court Cases Booked CY 17-21 MADISON COUNTY

District Court Release Decision (Bond) Percentage by Year of Case Booking



Number of District Court Cases and Release Outcome for Financial and Non-Financial Bonds  
(Excludes Administrative Release, Release Not Offered, and No Judicial Presentation)



\* Data provided from the Pretrial Information Management System.

\* A single release bond may apply to multiple cases.

\* A single case may have multiple different bonds set over time. Only the most recent release bond is reported for each case.



**ADMINISTRATIVE OFFICE OF THE COURTS  
Research and Statistics**

19\_PINS8007

**District Court Cases Booked CY 17-21 MADISON COUNTY**

District Court Release Decision and Release Outcome by Year of Case Booking

Year of Date Booked	Release Outcome	Release Decision					Grand Total
		Administrative Release	Non-Financial	Financial	Release Not Offered	No Judicial Presentation	
2017	Administrative Release	525					525
	Non-Financial Release		1,145				1,145
	Financial Release			1,076			1,076
	60-Day Rule			5	1		6
	Indictment		31	336	9	7	383
	Detained Until Disposition	13	173	1,013	7	15	1,221
	<b>Total</b>	<b>538</b>	<b>1,349</b>	<b>2,430</b>	<b>17</b>	<b>22</b>	<b>4,356</b>
2018	Administrative Release	483					483
	Non-Financial Release		987				987
	Financial Release			1,093			1,093
	60-Day Rule			7	1		8
	Indictment	1	32	362	14		409
	Detained Until Disposition	22	185	1,031	8	8	1,254
	<b>Total</b>	<b>506</b>	<b>1,204</b>	<b>2,493</b>	<b>23</b>	<b>8</b>	<b>4,234</b>
2019	Administrative Release	445					445
	Non-Financial Release		1,171				1,171
	Financial Release			1,109			1,109
	60-Day Rule			4			4
	Indictment		69	388	45		502
	Detained Until Disposition	29	251	710	27	6	1,023
	<b>Total</b>	<b>474</b>	<b>1,491</b>	<b>2,211</b>	<b>72</b>	<b>6</b>	<b>4,254</b>
2020	Administrative Release	780					780
	Non-Financial Release		878				878
	Financial Release			699			699
	60-Day Rule		4	55	5		64
	Indictment	20	34	155	25		234
	Detained Until Disposition	39	129	248	10	1	427
	In Custody			3	1		4
<b>Total</b>	<b>839</b>	<b>1,045</b>	<b>1,160</b>	<b>41</b>	<b>1</b>	<b>3,086</b>	
2021	Administrative Release	556					556
	Non-Financial Release		734				734
	Financial Release			834			834
	60-Day Rule		15	125	3		143
	Indictment	8	16	226	8		258
	Detained Until Disposition	25	172	402	8	2	609
	In Custody	1	14	27			42
<b>Total</b>	<b>590</b>	<b>951</b>	<b>1,614</b>	<b>19</b>	<b>2</b>	<b>3,176</b>	

\* Data provided from the Pretrial Information Management System.

\* A single release bond may apply to multiple cases.

\* A single case may have multiple different bonds set over time. Only the most recent release bond is reported for each case.

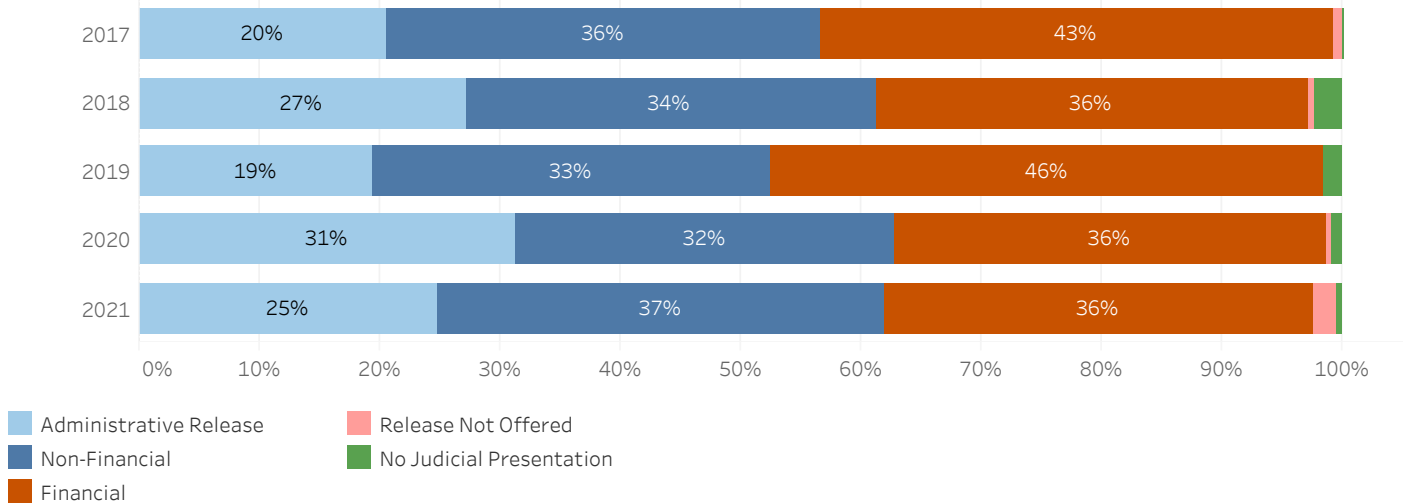


ADMINISTRATIVE OFFICE OF THE COURTS  
Research and Statistics

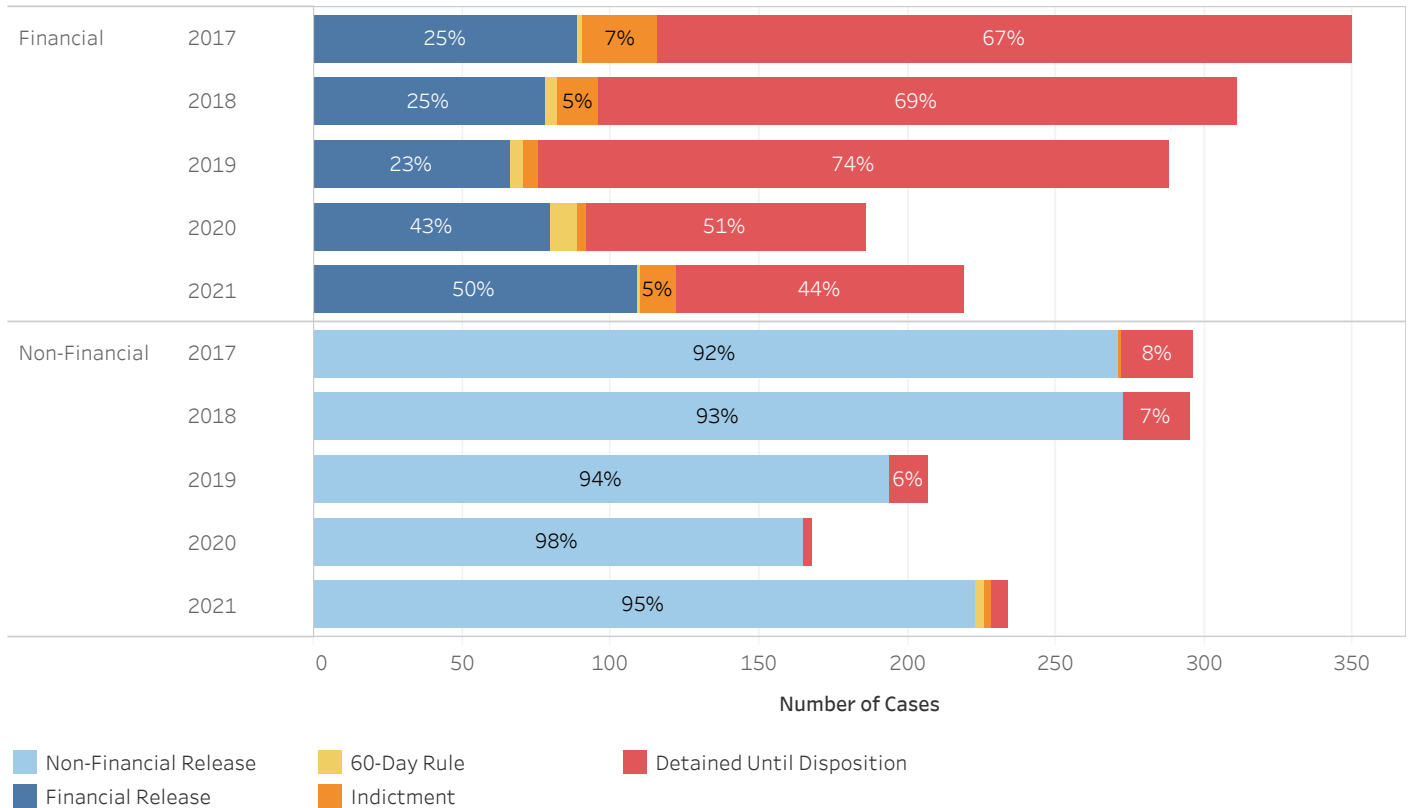
19\_PINS8007

District Court Cases Booked CY 17-21 MAGOFFIN COUNTY

District Court Release Decision (Bond) Percentage by Year of Case Booking



Number of District Court Cases and Release Outcome for Financial and Non-Financial Bonds  
(Excludes Administrative Release, Release Not Offered, and No Judicial Presentation)



\* Data provided from the Pretrial Information Management System.

\* A single release bond may apply to multiple cases.

\* A single case may have multiple different bonds set over time. Only the most recent release bond is reported for each case.



**ADMINISTRATIVE OFFICE OF THE COURTS**  
**Research and Statistics**

19\_PINS8007

**District Court Cases Booked CY 17-21 MAGOFFIN COUNTY**

District Court Release Decision and Release Outcome by Year of Case Booking

Year of Date Booked	Release Outcome	Release Decision					Grand Total
		Administrative Release	Non-Financial	Financial	Release Not Offered	No Judicial Presentation	
2017	Administrative Release	167					167
	Non-Financial Release		271				271
	Financial Release			89			89
	60-Day Rule			2			2
	Indictment		1	25			26
	Detained Until Disposition	1	24	234	5	1	265
	<b>Total</b>	<b>168</b>	<b>296</b>	<b>350</b>	<b>5</b>	<b>1</b>	<b>820</b>
2018	Administrative Release	229					229
	Non-Financial Release		273				273
	Financial Release			78			78
	60-Day Rule			4			4
	Indictment	1		14			15
	Detained Until Disposition	6	22	215	5	20	268
	<b>Total</b>	<b>236</b>	<b>295</b>	<b>311</b>	<b>5</b>	<b>20</b>	<b>867</b>
2019	Administrative Release	118					118
	Non-Financial Release		194				194
	Financial Release			66			66
	60-Day Rule			5			5
	Indictment			5			5
	Detained Until Disposition	4	13	212		10	239
	<b>Total</b>	<b>122</b>	<b>207</b>	<b>288</b>		<b>10</b>	<b>627</b>
2020	Administrative Release	162					162
	Non-Financial Release		165				165
	Financial Release			80			80
	60-Day Rule			9			9
	Indictment			3			3
	Detained Until Disposition	5	3	94	2	5	109
	<b>Total</b>	<b>167</b>	<b>168</b>	<b>186</b>	<b>2</b>	<b>5</b>	<b>528</b>
2021	Administrative Release	156					156
	Non-Financial Release		223				223
	Financial Release			109			109
	60-Day Rule		3	1			4
	Indictment		2	12			14
	Detained Until Disposition	1	6	97	13	3	120
	<b>Total</b>	<b>157</b>	<b>234</b>	<b>219</b>	<b>13</b>	<b>3</b>	<b>626</b>

\* Data provided from the Pretrial Information Management System.

\* A single release bond may apply to multiple cases.

\* A single case may have multiple different bonds set over time. Only the most recent release bond is reported for each case.

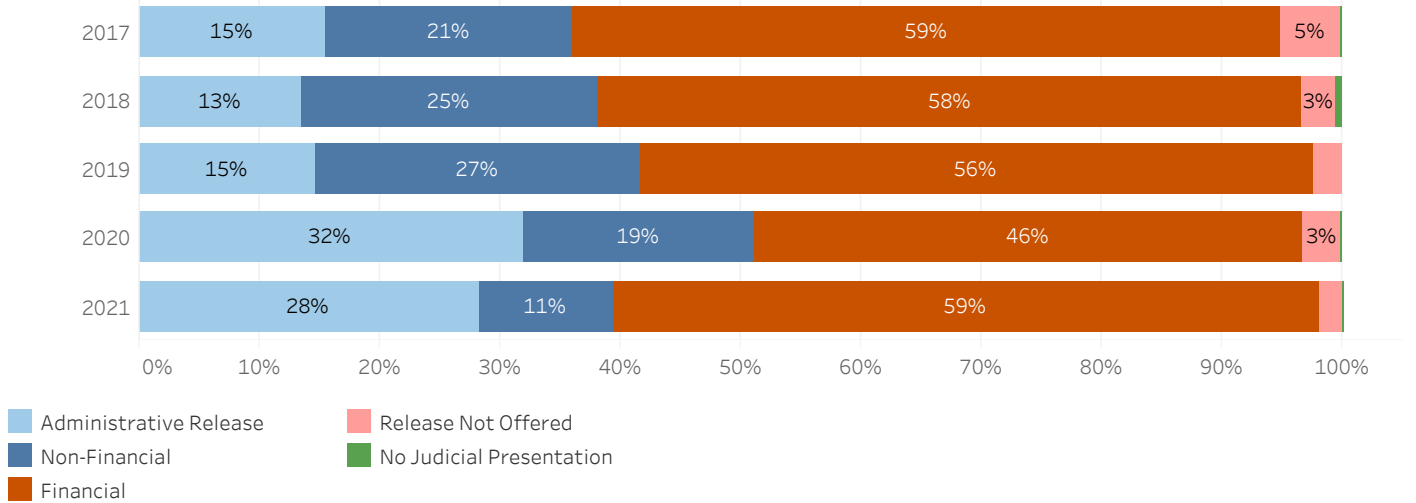


ADMINISTRATIVE OFFICE OF THE COURTS  
Research and Statistics

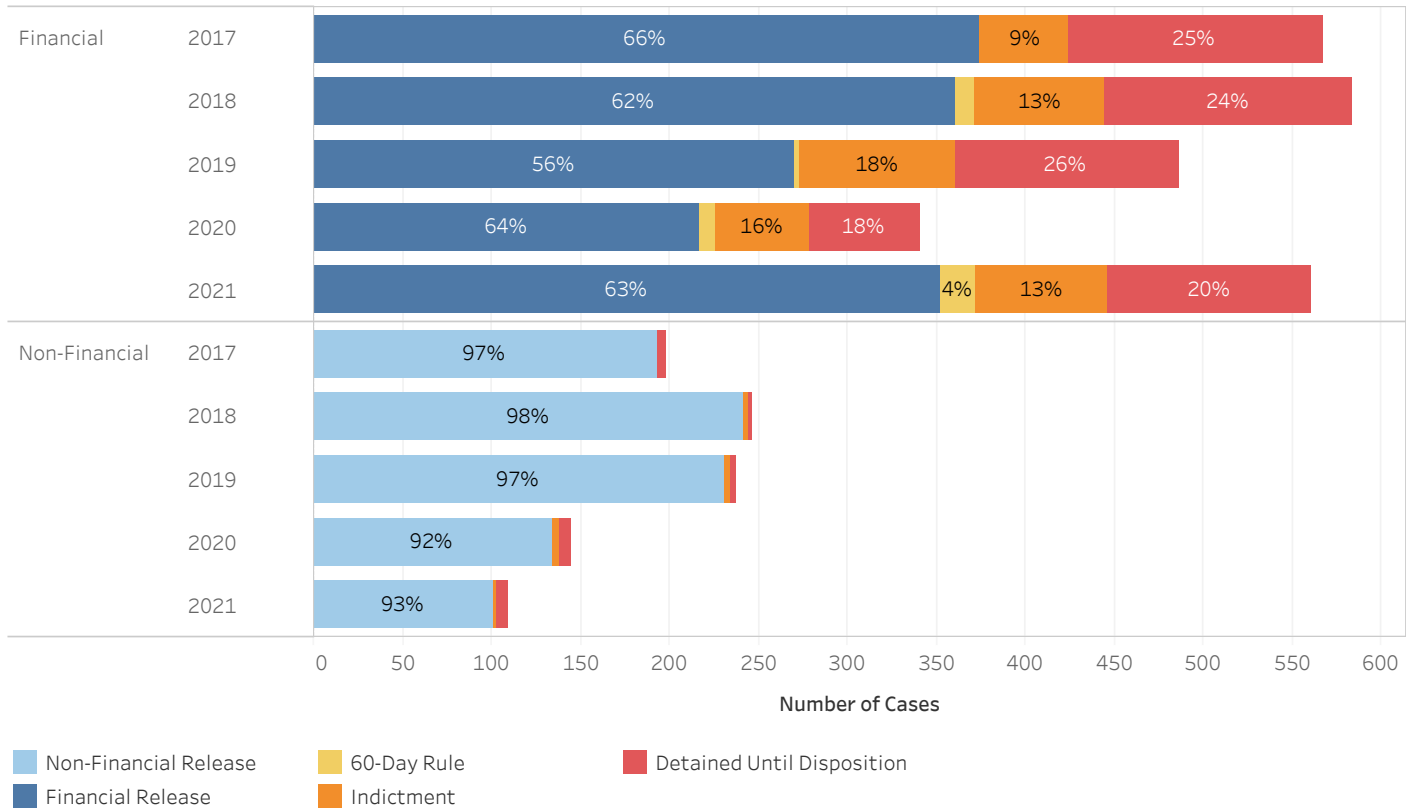
19\_PINS8007

District Court Cases Booked CY 17-21 MARION COUNTY

District Court Release Decision (Bond) Percentage by Year of Case Booking



Number of District Court Cases and Release Outcome for Financial and Non-Financial Bonds  
(Excludes Administrative Release, Release Not Offered, and No Judicial Presentation)



\* Data provided from the Pretrial Information Management System.

\* A single release bond may apply to multiple cases.

\* A single case may have multiple different bonds set over time. Only the most recent release bond is reported for each case.





**ADMINISTRATIVE OFFICE OF THE COURTS  
Research and Statistics**

19\_PINS8007

**District Court Cases Booked CY 17-21 MARION COUNTY**

District Court Release Decision and Release Outcome by Year of Case Booking

Year of Date Booked	Release Outcome	Release Decision					Grand Total
		Administrative Release	Non-Financial	Financial	Release Not Offered	No Judicial Presentation	
2017	Administrative Release	148					148
	Non-Financial Release		193				193
	Financial Release			374			374
	Indictment			51	15		66
	Detained Until Disposition	1	5	142	32	2	182
	<b>Total</b>	<b>149</b>	<b>198</b>	<b>567</b>	<b>47</b>	<b>2</b>	<b>963</b>
2018	Administrative Release	135					135
	Non-Financial Release		242				242
	Financial Release			361			361
	60-Day Rule			10	2		12
	Indictment		3	74	10	2	89
	Detained Until Disposition		2	139	14	4	159
	<b>Total</b>	<b>135</b>	<b>247</b>	<b>584</b>	<b>26</b>	<b>6</b>	<b>998</b>
2019	Administrative Release	128					128
	Non-Financial Release		231				231
	Financial Release			270			270
	60-Day Rule			3	1		4
	Indictment		3	88	5		96
	Detained Until Disposition		3	125	15		143
	<b>Total</b>	<b>128</b>	<b>237</b>	<b>486</b>	<b>21</b>		<b>872</b>
2020	Administrative Release	223					223
	Non-Financial Release		134				134
	Financial Release			217			217
	60-Day Rule			9	1		10
	Indictment	3	4	53	5		65
	Detained Until Disposition	17	7	62	17	2	105
	<b>Total</b>	<b>243</b>	<b>145</b>	<b>341</b>	<b>23</b>	<b>2</b>	<b>754</b>
2021	Administrative Release	255					255
	Non-Financial Release		101				101
	Financial Release			352			352
	60-Day Rule			20	1		21
	Indictment	2	2	74	6		84
	Detained Until Disposition	18	6	115	10		149
	<b>Total</b>	<b>275</b>	<b>109</b>	<b>561</b>	<b>17</b>		<b>962</b>

\* Data provided from the Pretrial Information Management System.

\* A single release bond may apply to multiple cases.

\* A single case may have multiple different bonds set over time. Only the most recent release bond is reported for each case.

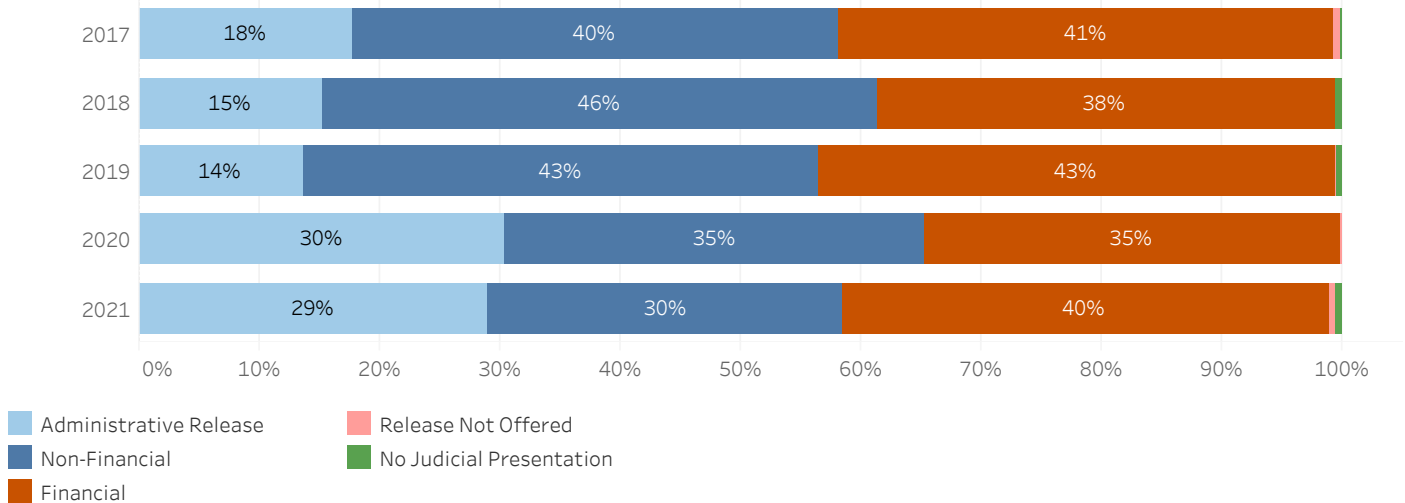


ADMINISTRATIVE OFFICE OF THE COURTS  
Research and Statistics

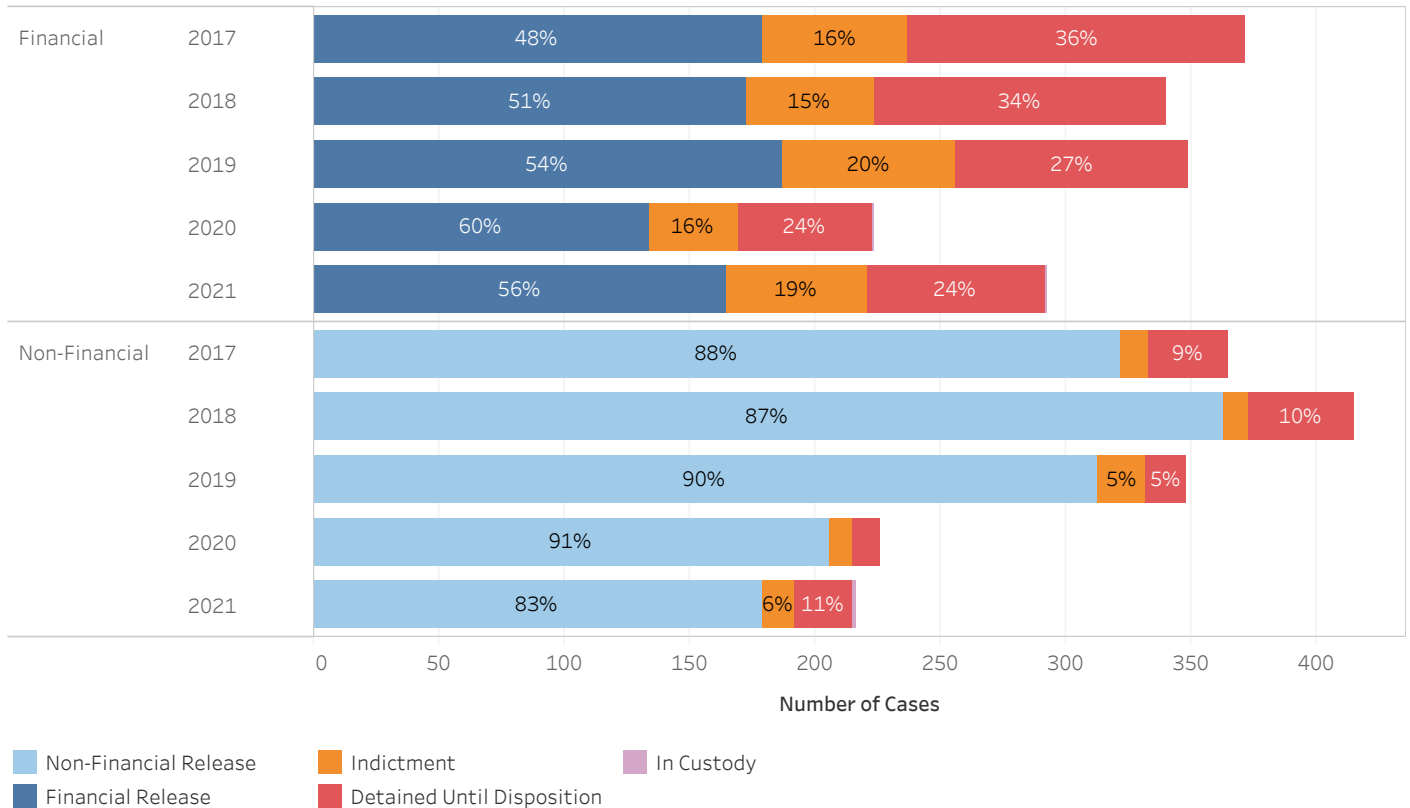
19\_PINS8007

District Court Cases Booked CY 17-21 MARSHALL COUNTY

District Court Release Decision (Bond) Percentage by Year of Case Booking



Number of District Court Cases and Release Outcome for Financial and Non-Financial Bonds  
(Excludes Administrative Release, Release Not Offered, and No Judicial Presentation)



\* Data provided from the Pretrial Information Management System.

\* A single release bond may apply to multiple cases.

\* A single case may have multiple different bonds set over time. Only the most recent release bond is reported for each case.



**ADMINISTRATIVE OFFICE OF THE COURTS**  
**Research and Statistics**

19\_PINS8007

**District Court Cases Booked CY 17-21 MARSHALL COUNTY**

District Court Release Decision and Release Outcome by Year of Case Booking

Year of Date Booked	Release Outcome	Release Decision					Grand Total
		Administrative Release	Non-Financial	Financial	Release Not Offered	No Judicial Presentation	
2017	Administrative Release	160					160
	Non-Financial Release		322				322
	Financial Release			179			179
	Indictment		11	58	1	1	71
	Detained Until Disposition	1	32	135	4	1	173
	<b>Total</b>	<b>161</b>	<b>365</b>	<b>372</b>	<b>5</b>	<b>2</b>	<b>905</b>
2018	Administrative Release	134					134
	Non-Financial Release		363				363
	Financial Release			173			173
	Indictment		10	51			61
	Detained Until Disposition	2	42	116		6	166
	<b>Total</b>	<b>136</b>	<b>415</b>	<b>340</b>		<b>6</b>	<b>897</b>
2019	Administrative Release	111					111
	Non-Financial Release		313				313
	Financial Release			187			187
	Indictment		19	69			88
	Detained Until Disposition		16	93	1	4	114
	<b>Total</b>	<b>111</b>	<b>348</b>	<b>349</b>	<b>1</b>	<b>4</b>	<b>813</b>
2020	Administrative Release	188					188
	Non-Financial Release		206				206
	Financial Release			134			134
	Indictment	3	9	36			48
	Detained Until Disposition	6	11	53	1		71
	In Custody			1			1
<b>Total</b>	<b>197</b>	<b>226</b>	<b>224</b>	<b>1</b>		<b>648</b>	
2021	Administrative Release	194					194
	Non-Financial Release		179				179
	Financial Release			165			165
	Indictment	3	13	56			72
	Detained Until Disposition	13	23	71	3	5	115
	In Custody		1	1			2
<b>Total</b>	<b>210</b>	<b>216</b>	<b>293</b>	<b>3</b>	<b>5</b>	<b>727</b>	

\* Data provided from the Pretrial Information Management System.

\* A single release bond may apply to multiple cases.

\* A single case may have multiple different bonds set over time. Only the most recent release bond is reported for each case.

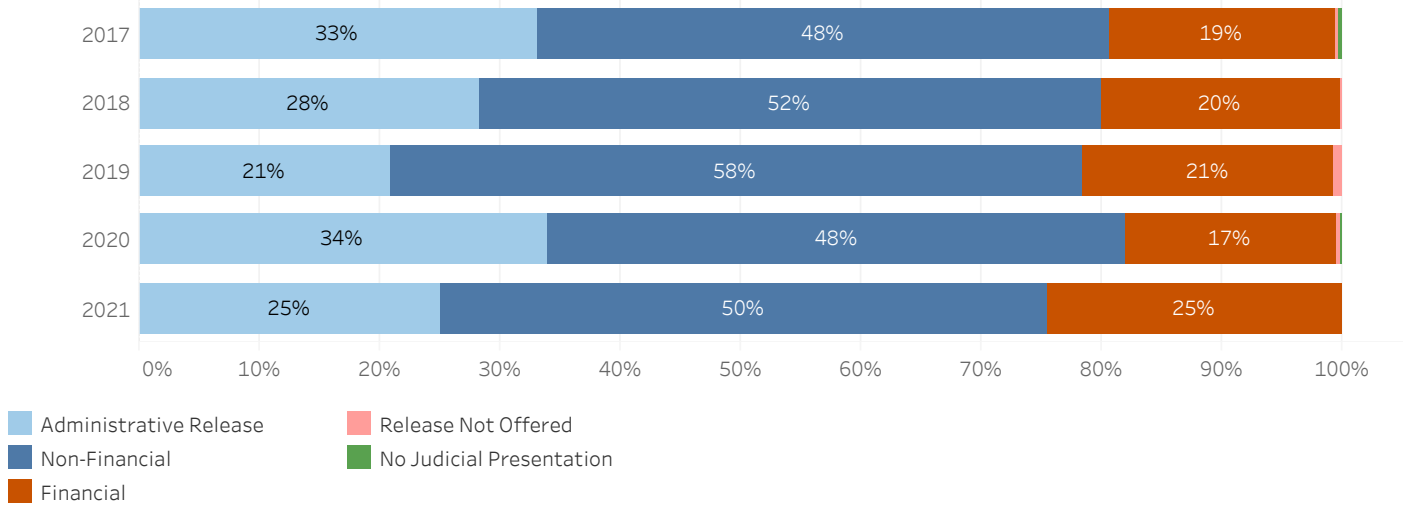


ADMINISTRATIVE OFFICE OF THE COURTS  
Research and Statistics

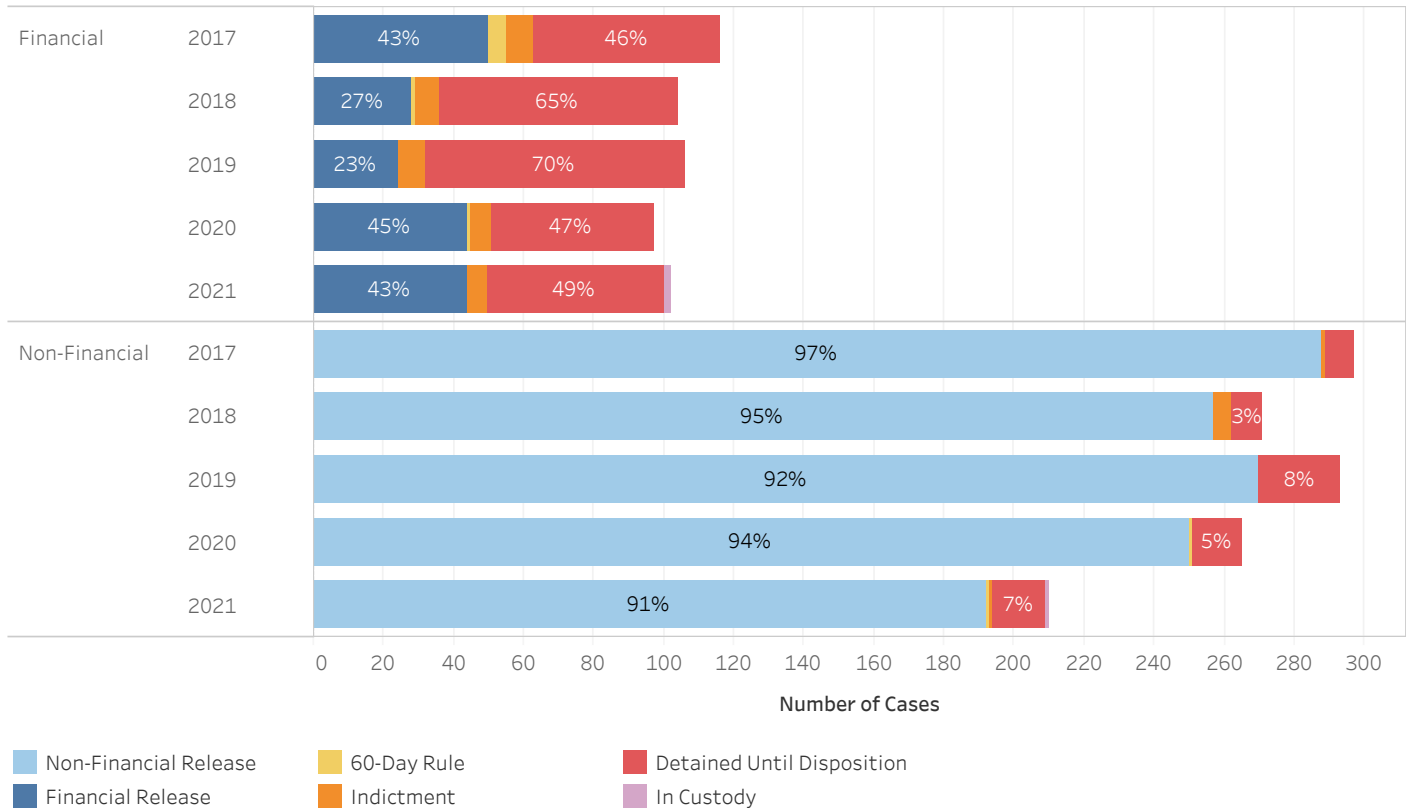
19\_PINS8007

District Court Cases Booked CY 17-21 MARTIN COUNTY

District Court Release Decision (Bond) Percentage by Year of Case Booking



Number of District Court Cases and Release Outcome for Financial and Non-Financial Bonds  
(Excludes Administrative Release, Release Not Offered, and No Judicial Presentation)



\* Data provided from the Pretrial Information Management System.

\* A single release bond may apply to multiple cases.

\* A single case may have multiple different bonds set over time. Only the most recent release bond is reported for each case.



**ADMINISTRATIVE OFFICE OF THE COURTS**  
**Research and Statistics**

19\_PINS8007

**District Court Cases Booked CY 17-21 MARTIN COUNTY**

District Court Release Decision and Release Outcome by Year of Case Booking

Year of Date Booked	Release Outcome	Release Decision					Grand Total
		Administrative Release	Non-Financial	Financial	Release Not Offered	No Judicial Presentation	
2017	Administrative Release	206					206
	Non-Financial Release		288				288
	Financial Release			50			50
	60-Day Rule			5			5
	Indictment		1	8			9
	Detained Until Disposition		8	53	2	2	65
	<b>Total</b>		<b>206</b>	<b>297</b>	<b>116</b>	<b>2</b>	<b>2</b>
2018	Administrative Release	147					147
	Non-Financial Release		257				257
	Financial Release			28			28
	60-Day Rule			1			1
	Indictment		5	7			12
	Detained Until Disposition	1	9	68	1		79
	<b>Total</b>		<b>148</b>	<b>271</b>	<b>104</b>	<b>1</b>	
2019	Administrative Release	106					106
	Non-Financial Release		270				270
	Financial Release			24			24
	Indictment			8	3		11
	Detained Until Disposition		23	74	1		98
	<b>Total</b>		<b>106</b>	<b>293</b>	<b>106</b>	<b>4</b>	
2020	Administrative Release	181					181
	Non-Financial Release		250				250
	Financial Release			44			44
	60-Day Rule		1	1			2
	Indictment	1		6			7
	Detained Until Disposition	6	14	46	2	1	69
	<b>Total</b>		<b>188</b>	<b>265</b>	<b>97</b>	<b>2</b>	<b>1</b>
2021	Administrative Release	102					102
	Non-Financial Release		192				192
	Financial Release			44			44
	60-Day Rule		1				1
	Indictment		1	6			7
	Detained Until Disposition	1	15	50			66
	In Custody		1	2			3
	<b>Total</b>		<b>103</b>	<b>210</b>	<b>102</b>		

\* Data provided from the Pretrial Information Management System.

\* A single release bond may apply to multiple cases.

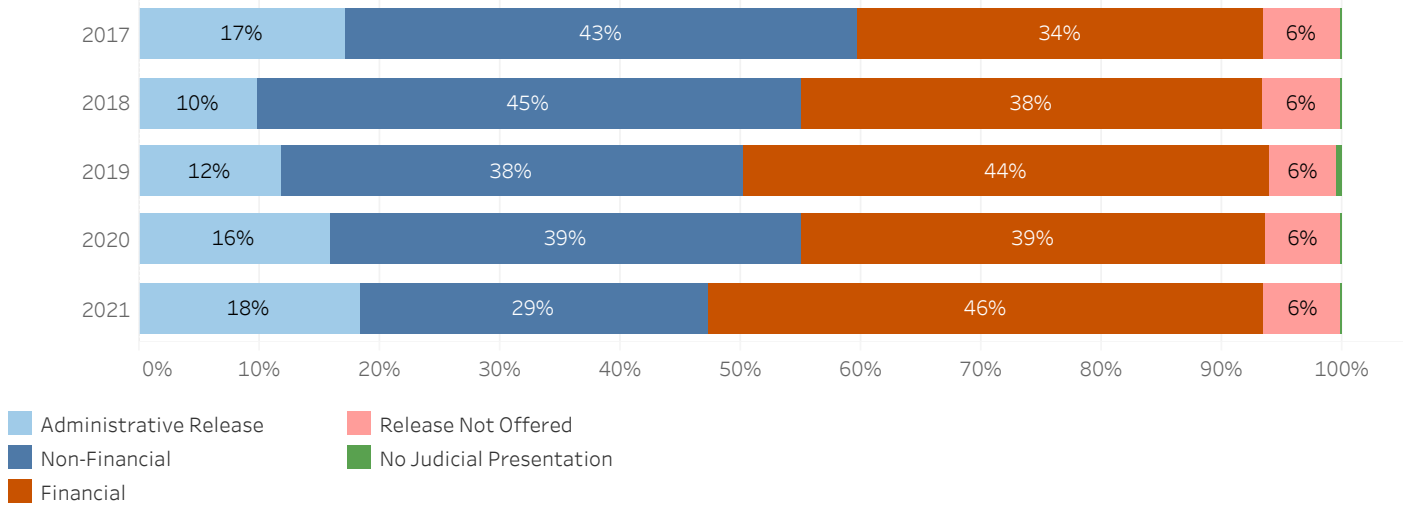
\* A single case may have multiple different bonds set over time. Only the most recent release bond is reported for each case.



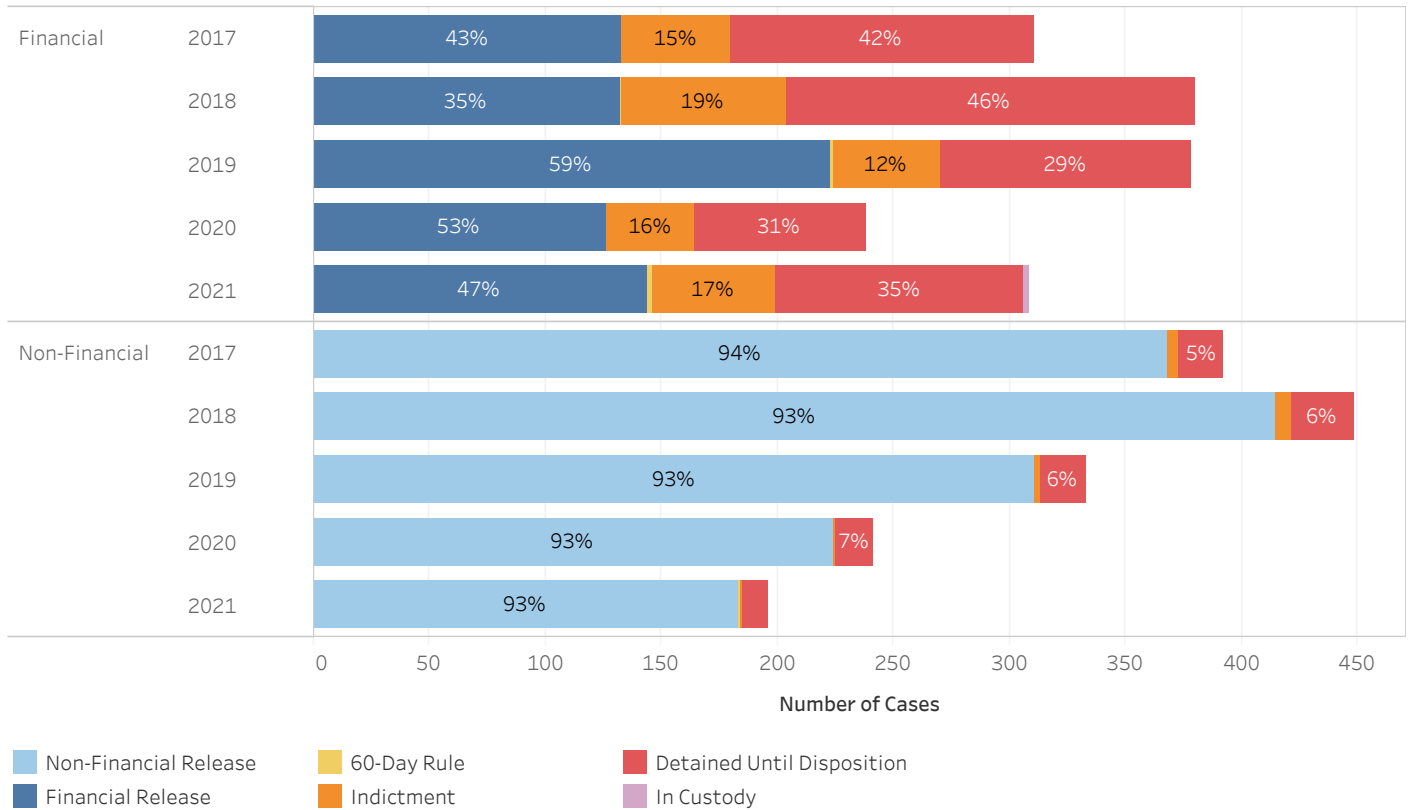
ADMINISTRATIVE OFFICE OF THE COURTS  
Research and Statistics

District Court Cases Booked CY 17-21 MASON COUNTY

District Court Release Decision (Bond) Percentage by Year of Case Booking



Number of District Court Cases and Release Outcome for Financial and Non-Financial Bonds  
(Excludes Administrative Release, Release Not Offered, and No Judicial Presentation)



\* Data provided from the Pretrial Information Management System.

\* A single release bond may apply to multiple cases.

\* A single case may have multiple different bonds set over time. Only the most recent release bond is reported for each case.



**ADMINISTRATIVE OFFICE OF THE COURTS**  
**Research and Statistics**

19\_PINS8007

**District Court Cases Booked CY 17-21 MASON COUNTY**

District Court Release Decision and Release Outcome by Year of Case Booking

Year of Date Booked	Release Outcome	Release Decision					Grand Total
		Administrative Release	Non-Financial	Financial	Release Not Offered	No Judicial Presentation	
2017	Administrative Release	156					156
	Non-Financial Release		368				368
	Financial Release			133			133
	Indictment		5	47	1		53
	Detained Until Disposition	2	19	130	57	2	210
	<b>Total</b>	<b>158</b>	<b>392</b>	<b>310</b>	<b>58</b>	<b>2</b>	<b>920</b>
2018	Administrative Release	96					96
	Non-Financial Release		415				415
	Financial Release			132			132
	60-Day Rule			1			1
	Indictment		6	71	2		79
	Detained Until Disposition	1	27	176	60	2	266
	<b>Total</b>	<b>97</b>	<b>448</b>	<b>380</b>	<b>62</b>	<b>2</b>	<b>989</b>
2019	Administrative Release	100					100
	Non-Financial Release		311				311
	Financial Release			223			223
	60-Day Rule			1			1
	Indictment		2	46	2		50
	Detained Until Disposition	2	20	108	47	4	181
	<b>Total</b>	<b>102</b>	<b>333</b>	<b>378</b>	<b>49</b>	<b>4</b>	<b>866</b>
2020	Administrative Release	89					89
	Non-Financial Release		224				224
	Financial Release			126			126
	Indictment	2	1	38			41
	Detained Until Disposition	7	16	74	37	1	135
	<b>Total</b>	<b>98</b>	<b>241</b>	<b>238</b>	<b>37</b>	<b>1</b>	<b>615</b>
2021	Administrative Release	115					115
	Non-Financial Release		183				183
	Financial Release			144			144
	60-Day Rule		1	2	1		4
	Indictment	1	1	53	1		56
	Detained Until Disposition	10	11	107	42	1	171
	In Custody			2			2
	<b>Total</b>	<b>126</b>	<b>196</b>	<b>308</b>	<b>44</b>	<b>1</b>	<b>675</b>

\* Data provided from the Pretrial Information Management System.

\* A single release bond may apply to multiple cases.

\* A single case may have multiple different bonds set over time. Only the most recent release bond is reported for each case.

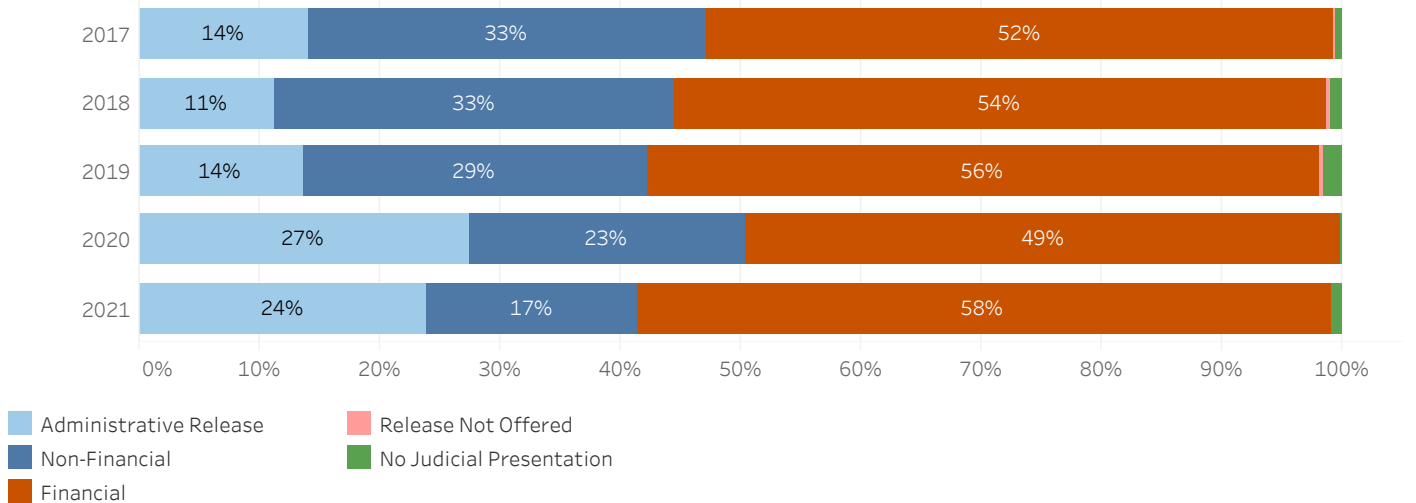


ADMINISTRATIVE OFFICE OF THE COURTS  
Research and Statistics

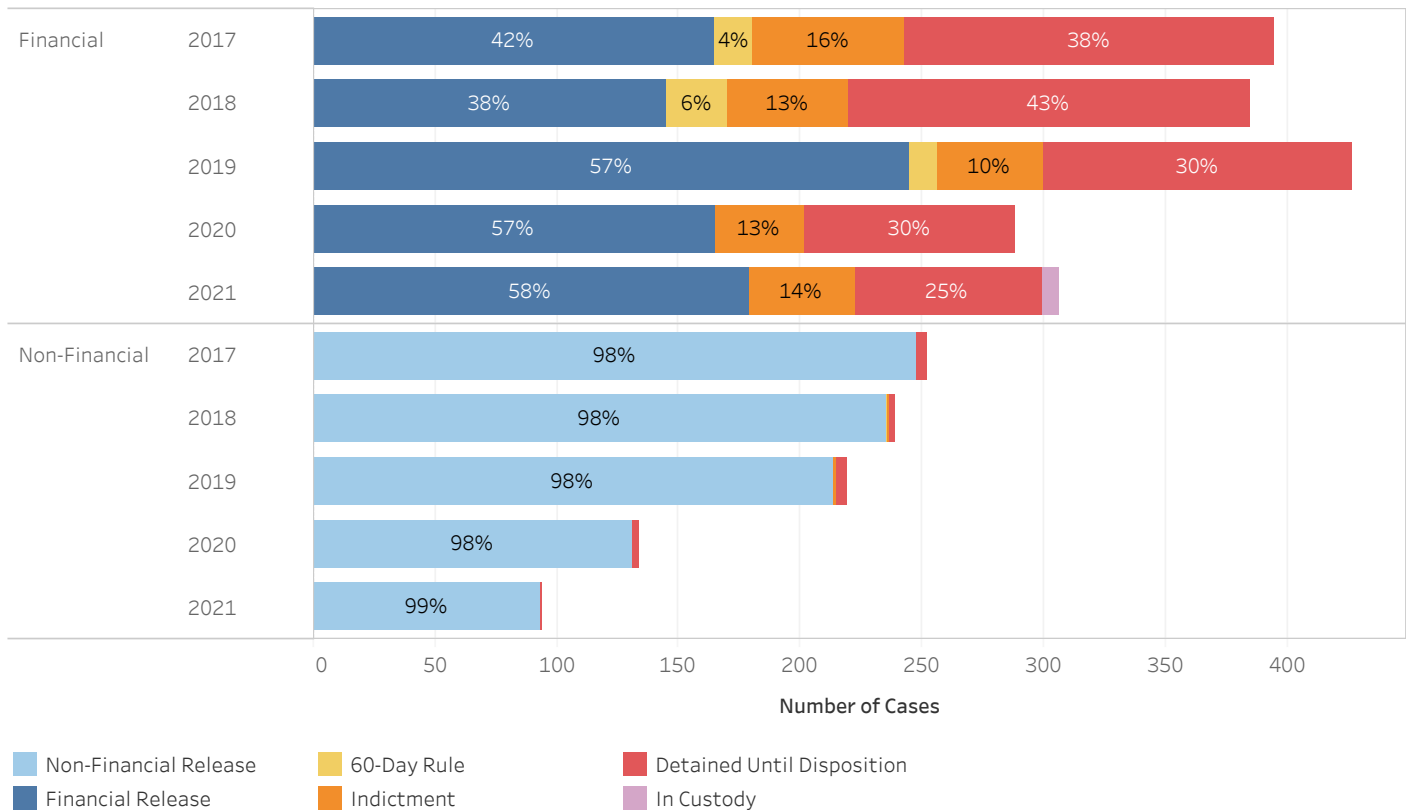
19\_PINS8007

District Court Cases Booked CY 17-21 MEADE COUNTY

District Court Release Decision (Bond) Percentage by Year of Case Booking



Number of District Court Cases and Release Outcome for Financial and Non-Financial Bonds  
(Excludes Administrative Release, Release Not Offered, and No Judicial Presentation)



\* Data provided from the Pretrial Information Management System.

\* A single release bond may apply to multiple cases.

\* A single case may have multiple different bonds set over time. Only the most recent release bond is reported for each case.





**ADMINISTRATIVE OFFICE OF THE COURTS**  
**Research and Statistics**

19\_PINS8007

**District Court Cases Booked CY 17-21 MEADE COUNTY**

District Court Release Decision and Release Outcome by Year of Case Booking

Year of Date Booked	Release Outcome	Release Decision					Grand Total
		Administrative Release	Non-Financial	Financial	Release Not Offered	No Judicial Presentation	
2017	Administrative Release	108					108
	Non-Financial Release		248				248
	Financial Release			165			165
	60-Day Rule			15			15
	Indictment			63			63
	Detained Until Disposition		4	152	1	4	161
	<b>Total</b>		<b>108</b>	<b>252</b>	<b>395</b>	<b>1</b>	<b>4</b>
2018	Administrative Release	80					80
	Non-Financial Release		235				235
	Financial Release			145			145
	60-Day Rule		1	25			26
	Indictment		1	50			51
	Detained Until Disposition	1	2	165	2	8	178
	<b>Total</b>		<b>81</b>	<b>239</b>	<b>385</b>	<b>2</b>	<b>8</b>
2019	Administrative Release	102					102
	Non-Financial Release		214				214
	Financial Release			245			245
	60-Day Rule			11			11
	Indictment		1	44	1		46
	Detained Until Disposition	3	4	127	2	12	148
	<b>Total</b>		<b>105</b>	<b>219</b>	<b>427</b>	<b>3</b>	<b>12</b>
2020	Administrative Release	159					159
	Non-Financial Release		131				131
	Financial Release			165			165
	Indictment	1		37			38
	Detained Until Disposition	1	3	86		1	91
	<b>Total</b>		<b>161</b>	<b>134</b>	<b>288</b>		<b>1</b>
2021	Administrative Release	127					127
	Non-Financial Release		93				93
	Financial Release			179			179
	Indictment			44			44
	Detained Until Disposition	2	1	76		5	84
	In Custody			7			7
	<b>Total</b>		<b>129</b>	<b>94</b>	<b>306</b>		<b>5</b>

\* Data provided from the Pretrial Information Management System.

\* A single release bond may apply to multiple cases.

\* A single case may have multiple different bonds set over time. Only the most recent release bond is reported for each case.

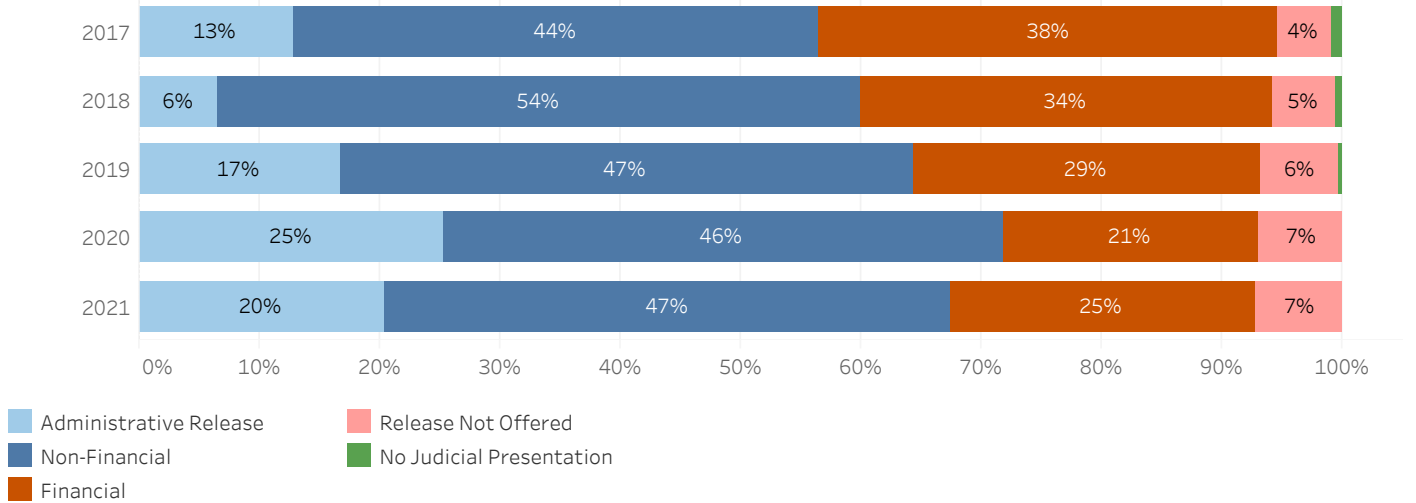


ADMINISTRATIVE OFFICE OF THE COURTS  
Research and Statistics

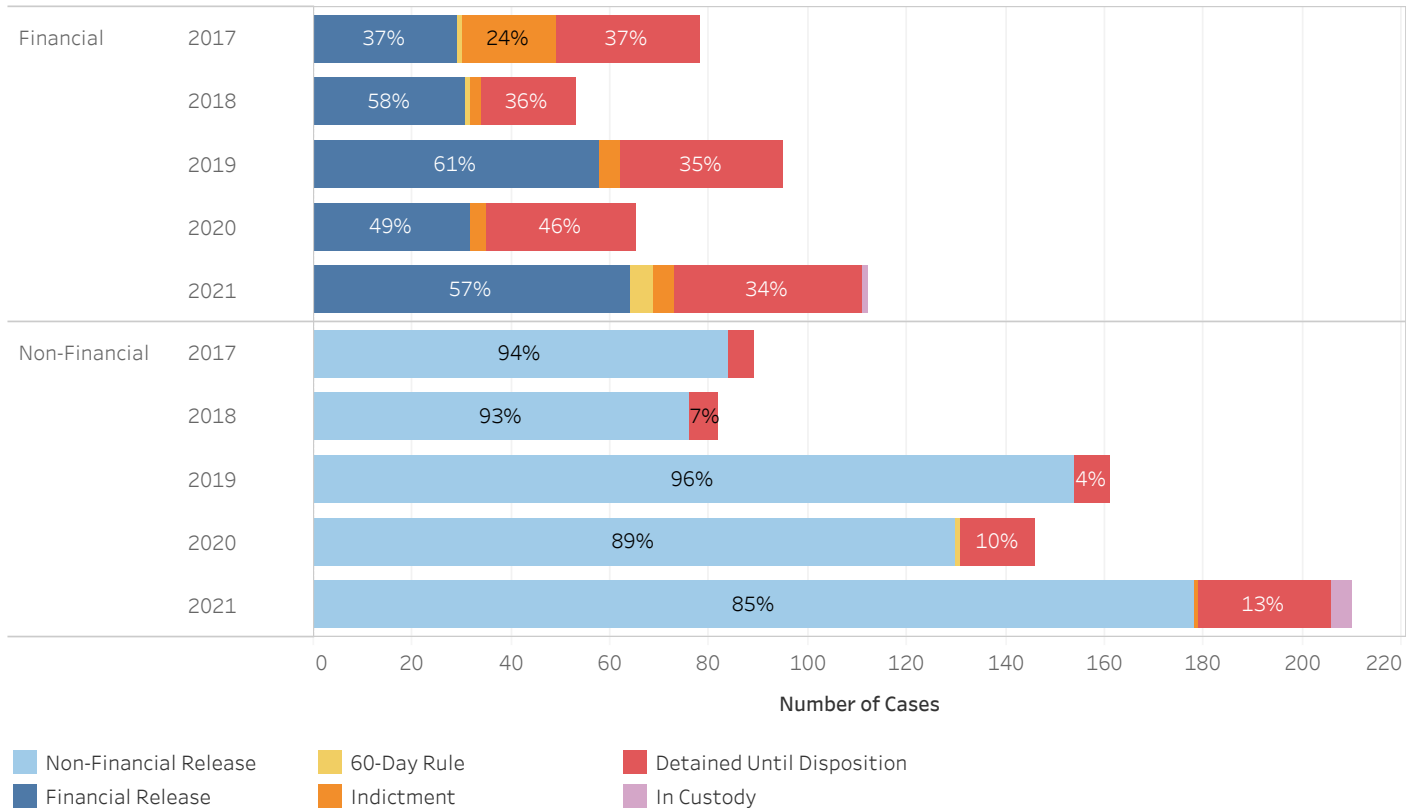
19\_PINS8007

District Court Cases Booked CY 17-21 MENIFEE COUNTY

District Court Release Decision (Bond) Percentage by Year of Case Booking



Number of District Court Cases and Release Outcome for Financial and Non-Financial Bonds  
(Excludes Administrative Release, Release Not Offered, and No Judicial Presentation)



\* Data provided from the Pretrial Information Management System.

\* A single release bond may apply to multiple cases.

\* A single case may have multiple different bonds set over time. Only the most recent release bond is reported for each case.



**ADMINISTRATIVE OFFICE OF THE COURTS**  
**Research and Statistics**

19\_PINS8007

**District Court Cases Booked CY 17-21 MENIFEE COUNTY**

District Court Release Decision and Release Outcome by Year of Case Booking

Year of Date Booked	Release Outcome	Release Decision					Grand Total
		Administrative Release	Non-Financial	Financial	Release Not Offered	No Judicial Presentation	
2017	Administrative Release	26					26
	Non-Financial Release		84				84
	Financial Release			29			29
	60-Day Rule			1			1
	Indictment			19	1		20
	Detained Until Disposition		5	29	8	2	44
	<b>Total</b>		<b>26</b>	<b>89</b>	<b>78</b>	<b>9</b>	<b>2</b>
2018	Administrative Release	9					9
	Non-Financial Release		76				76
	Financial Release			31			31
	60-Day Rule			1			1
	Indictment			2	2		4
	Detained Until Disposition	1	6	19	6	1	33
	<b>Total</b>		<b>10</b>	<b>82</b>	<b>53</b>	<b>8</b>	<b>1</b>
2019	Administrative Release	56					56
	Non-Financial Release		154				154
	Financial Release			58			58
	Indictment			4			4
	Detained Until Disposition	1	7	33	22	1	64
	<b>Total</b>		<b>57</b>	<b>161</b>	<b>95</b>	<b>22</b>	<b>1</b>
2020	Administrative Release	77					77
	Non-Financial Release		130				130
	Financial Release			32			32
	60-Day Rule		1				1
	Indictment			3	2		5
	Detained Until Disposition	2	15	30	18		65
	<b>Total</b>		<b>79</b>	<b>146</b>	<b>65</b>	<b>20</b>	
2021	Administrative Release	88					88
	Non-Financial Release		178				178
	Financial Release			64			64
	60-Day Rule			5			5
	Indictment		1	4	1		6
	Detained Until Disposition	4	27	38	27		96
	In Custody		4	1			5
	<b>Total</b>		<b>92</b>	<b>210</b>	<b>112</b>	<b>28</b>	

\* Data provided from the Pretrial Information Management System.

\* A single release bond may apply to multiple cases.

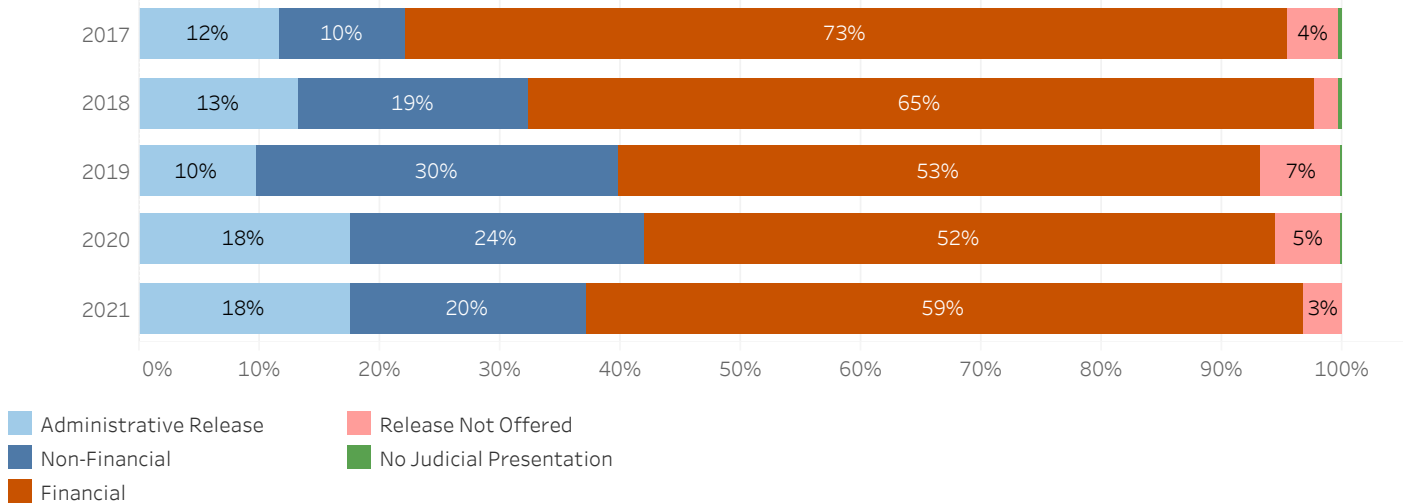
\* A single case may have multiple different bonds set over time. Only the most recent release bond is reported for each case.



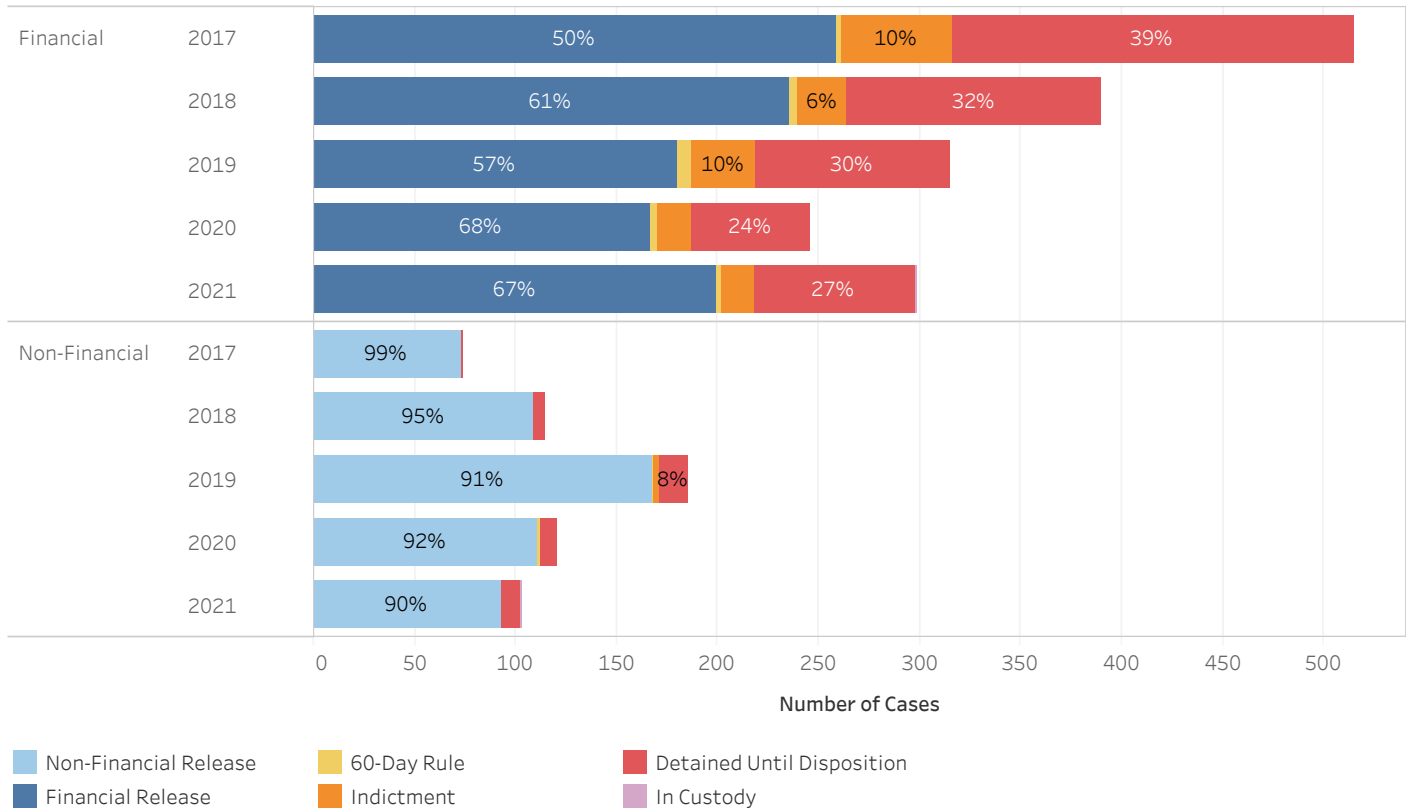
ADMINISTRATIVE OFFICE OF THE COURTS  
Research and Statistics

District Court Cases Booked CY 17-21 MERCER COUNTY

District Court Release Decision (Bond) Percentage by Year of Case Booking



Number of District Court Cases and Release Outcome for Financial and Non-Financial Bonds  
(Excludes Administrative Release, Release Not Offered, and No Judicial Presentation)



\* Data provided from the Pretrial Information Management System.

\* A single release bond may apply to multiple cases.

\* A single case may have multiple different bonds set over time. Only the most recent release bond is reported for each case.



**ADMINISTRATIVE OFFICE OF THE COURTS**  
**Research and Statistics**

19\_PINS8007

**District Court Cases Booked CY 17-21 MERCER COUNTY**

District Court Release Decision and Release Outcome by Year of Case Booking

Year of Date Booked	Release Outcome	Release Decision					Grand Total
		Administrative Release	Non-Financial	Financial	Release Not Offered	No Judicial Presentation	
2017	Administrative Release	81					81
	Non-Financial Release		73				73
	Financial Release			259			259
	60-Day Rule			3			3
	Indictment			54	6		60
	Detained Until Disposition	1	1	199	24	2	227
	<b>Total</b>	<b>82</b>	<b>74</b>	<b>515</b>	<b>30</b>	<b>2</b>	<b>703</b>
2018	Administrative Release	77					77
	Non-Financial Release		109				109
	Financial Release			236			236
	60-Day Rule			4			4
	Indictment			24			24
	Detained Until Disposition	2	6	126	12	2	148
	<b>Total</b>	<b>79</b>	<b>115</b>	<b>390</b>	<b>12</b>	<b>2</b>	<b>598</b>
2019	Administrative Release	59					59
	Non-Financial Release		168				168
	Financial Release			180			180
	60-Day Rule		1	7			8
	Indictment		2	32	3	1	38
	Detained Until Disposition	2	14	96	34		146
	<b>Total</b>	<b>61</b>	<b>185</b>	<b>315</b>	<b>37</b>	<b>1</b>	<b>599</b>
2020	Administrative Release	85					85
	Non-Financial Release		111				111
	Financial Release			167			167
	60-Day Rule		1	3			4
	Indictment			17	2		19
	Detained Until Disposition	2	9	59	21		91
	<b>Total</b>	<b>87</b>	<b>121</b>	<b>246</b>	<b>23</b>		<b>477</b>
2021	Administrative Release	94					94
	Non-Financial Release		93				93
	Financial Release			200			200
	60-Day Rule			2			2
	Indictment			16	2		18
	Detained Until Disposition	1	9	80	16		106
	In Custody		1	1			2
	<b>Total</b>	<b>95</b>	<b>103</b>	<b>299</b>	<b>18</b>		<b>515</b>

\* Data provided from the Pretrial Information Management System.

\* A single release bond may apply to multiple cases.

\* A single case may have multiple different bonds set over time. Only the most recent release bond is reported for each case.

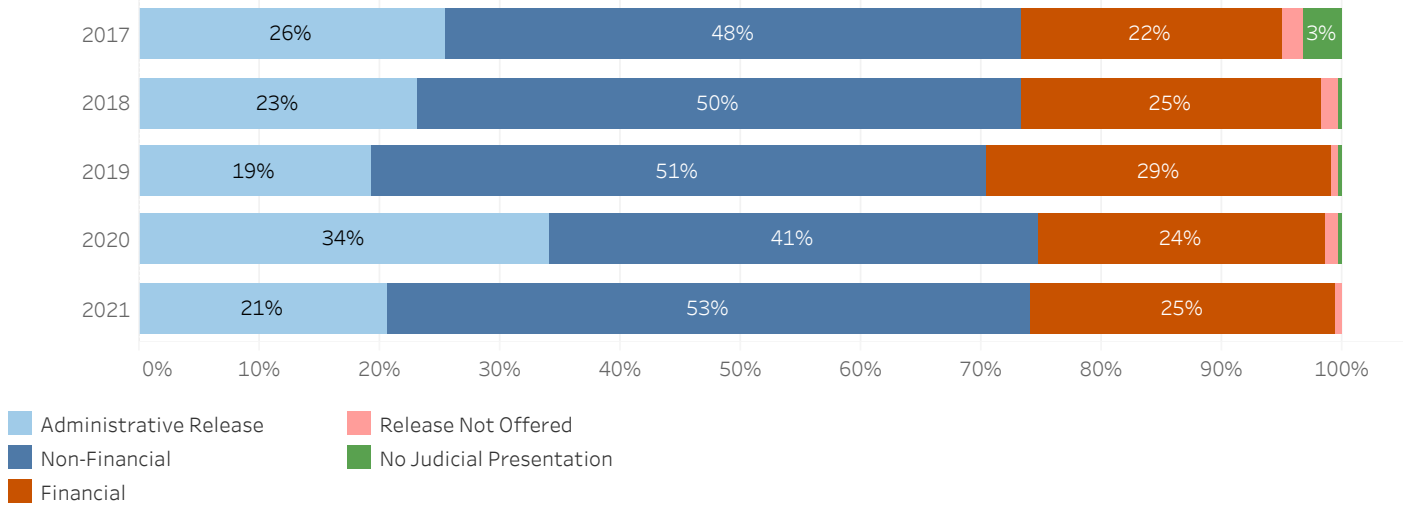


ADMINISTRATIVE OFFICE OF THE COURTS  
Research and Statistics

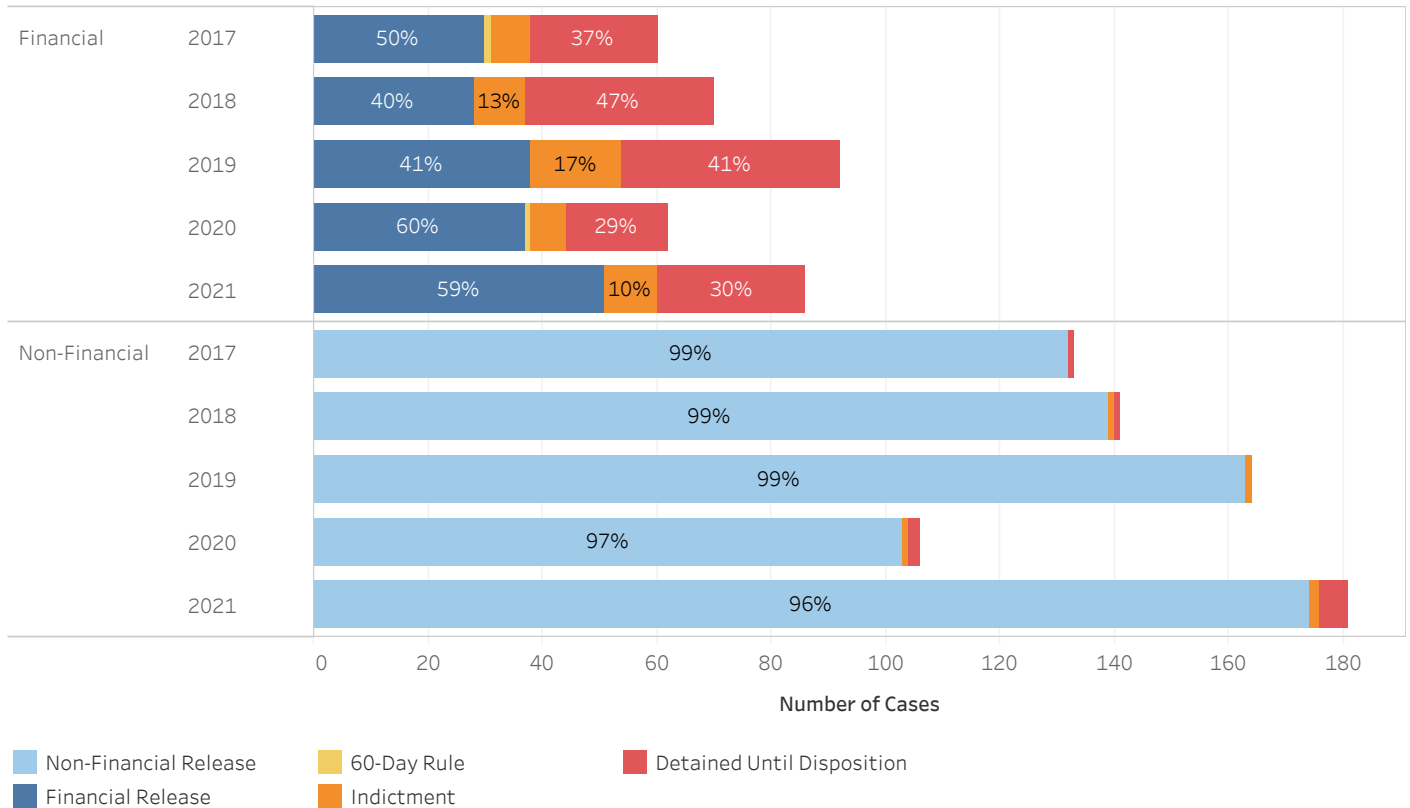
19\_PINS8007

District Court Cases Booked CY 17-21 METCALFE COUNTY

District Court Release Decision (Bond) Percentage by Year of Case Booking



Number of District Court Cases and Release Outcome for Financial and Non-Financial Bonds  
(Excludes Administrative Release, Release Not Offered, and No Judicial Presentation)



\* Data provided from the Pretrial Information Management System.

\* A single release bond may apply to multiple cases.

\* A single case may have multiple different bonds set over time. Only the most recent release bond is reported for each case.



**ADMINISTRATIVE OFFICE OF THE COURTS**  
**Research and Statistics**

19\_PINS8007

**District Court Cases Booked CY 17-21 METCALFE COUNTY**

District Court Release Decision and Release Outcome by Year of Case Booking

Year of Date Booked	Release Outcome	Release Decision					Grand Total
		Administrative Release	Non-Financial	Financial	Release Not Offered	No Judicial Presentation	
2017	Administrative Release	70					70
	Non-Financial Release		132				132
	Financial Release			30			30
	60-Day Rule			1			1
	Indictment			7			7
	Detained Until Disposition	1	1	22	5	9	38
	<b>Total</b>	<b>71</b>	<b>133</b>	<b>60</b>	<b>5</b>	<b>9</b>	<b>278</b>
2018	Administrative Release	65					65
	Non-Financial Release		139				139
	Financial Release			28			28
	Indictment		1	9			10
	Detained Until Disposition		1	33	4	1	39
	<b>Total</b>	<b>65</b>	<b>141</b>	<b>70</b>	<b>4</b>	<b>1</b>	<b>281</b>
2019	Administrative Release	62					62
	Non-Financial Release		163				163
	Financial Release			38			38
	Indictment		1	16			17
	Detained Until Disposition			38	2	1	41
	<b>Total</b>	<b>62</b>	<b>164</b>	<b>92</b>	<b>2</b>	<b>1</b>	<b>321</b>
2020	Administrative Release	88					88
	Non-Financial Release		103				103
	Financial Release			37			37
	60-Day Rule			1			1
	Indictment		1	6			7
	Detained Until Disposition	1	2	18	3	1	25
	<b>Total</b>	<b>89</b>	<b>106</b>	<b>62</b>	<b>3</b>	<b>1</b>	<b>261</b>
2021	Administrative Release	68					68
	Non-Financial Release		174				174
	Financial Release			51			51
	Indictment	1	2	9			12
	Detained Until Disposition	1	5	26	2		34
	<b>Total</b>	<b>70</b>	<b>181</b>	<b>86</b>	<b>2</b>		<b>339</b>

\* Data provided from the Pretrial Information Management System.

\* A single release bond may apply to multiple cases.

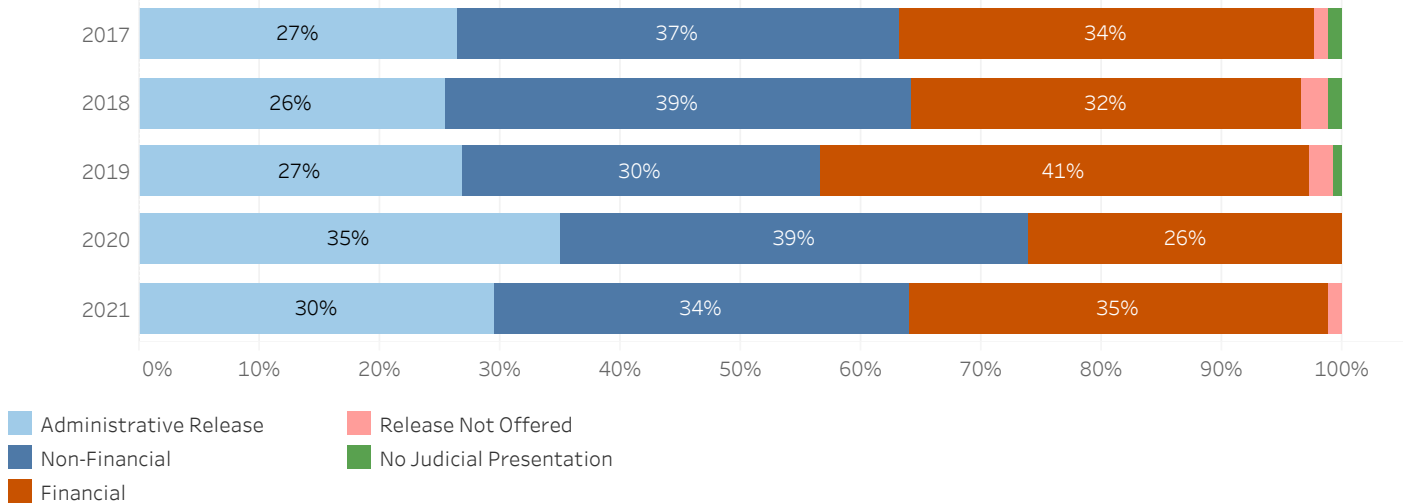
\* A single case may have multiple different bonds set over time. Only the most recent release bond is reported for each case.



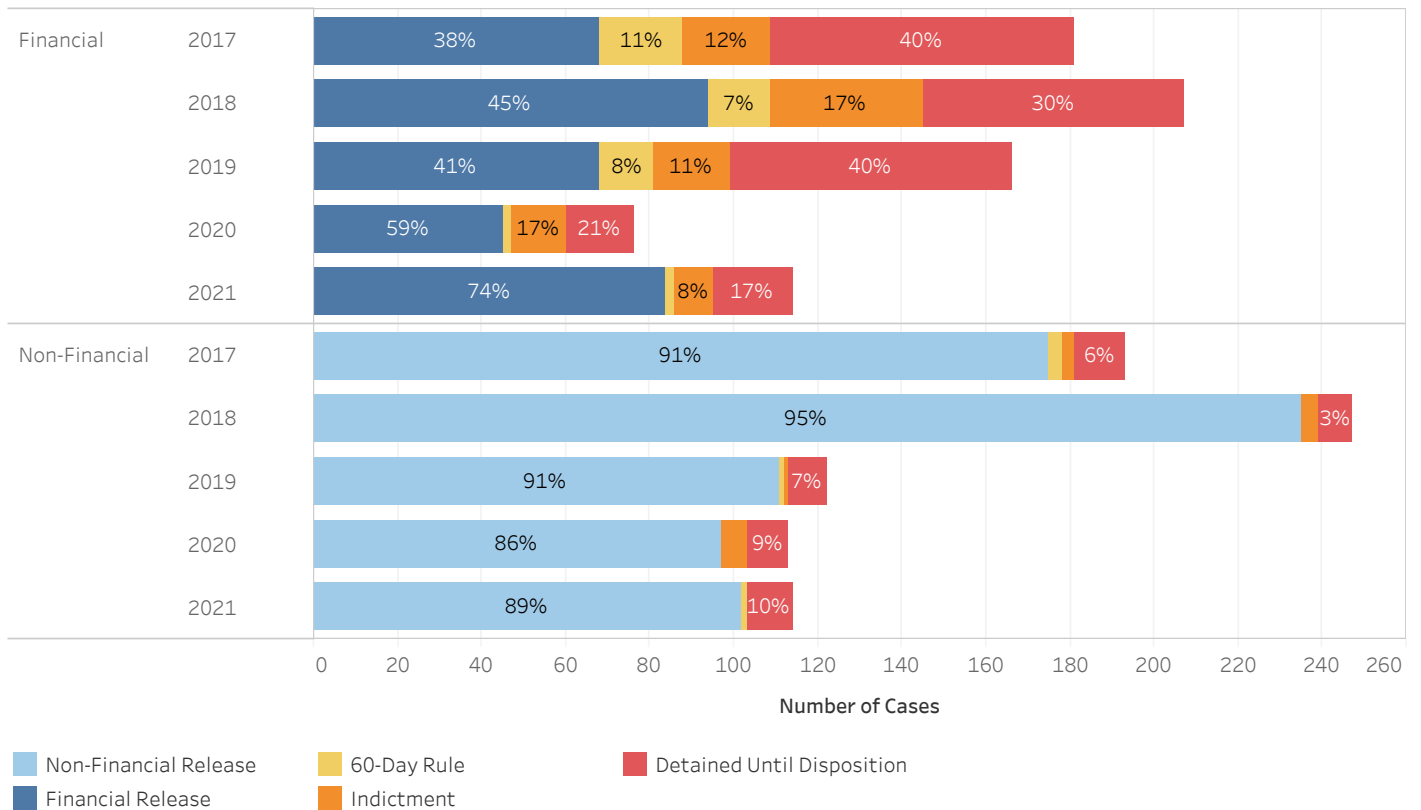
ADMINISTRATIVE OFFICE OF THE COURTS  
Research and Statistics

District Court Cases Booked CY 17-21 MONROE COUNTY

District Court Release Decision (Bond) Percentage by Year of Case Booking



Number of District Court Cases and Release Outcome for Financial and Non-Financial Bonds  
(Excludes Administrative Release, Release Not Offered, and No Judicial Presentation)



\* Data provided from the Pretrial Information Management System.

\* A single release bond may apply to multiple cases.

\* A single case may have multiple different bonds set over time. Only the most recent release bond is reported for each case.





**ADMINISTRATIVE OFFICE OF THE COURTS**  
**Research and Statistics**

19\_PINS8007

**District Court Cases Booked CY 17-21 MONROE COUNTY**

District Court Release Decision and Release Outcome by Year of Case Booking

Year of Date Booked	Release Outcome	Release Decision					Grand Total
		Administrative Release	Non-Financial	Financial	Release Not Offered	No Judicial Presentation	
2017	Administrative Release	133					133
	Non-Financial Release		175				175
	Financial Release			68			68
	60-Day Rule		3	20			23
	Indictment		3	21			24
	Detained Until Disposition	7	12	72	6	6	103
	<b>Total</b>	<b>140</b>	<b>193</b>	<b>181</b>	<b>6</b>	<b>6</b>	<b>526</b>
2018	Administrative Release	162					162
	Non-Financial Release		235				235
	Financial Release			94			94
	60-Day Rule			15	1		16
	Indictment		4	36	4		44
	Detained Until Disposition	1	8	62	9	8	88
	<b>Total</b>	<b>163</b>	<b>247</b>	<b>207</b>	<b>14</b>	<b>8</b>	<b>639</b>
2019	Administrative Release	108					108
	Non-Financial Release		111				111
	Financial Release			68			68
	60-Day Rule		1	13			14
	Indictment		1	18	2		21
	Detained Until Disposition	2	9	67	6	3	87
	<b>Total</b>	<b>110</b>	<b>122</b>	<b>166</b>	<b>8</b>	<b>3</b>	<b>409</b>
2020	Administrative Release	102					102
	Non-Financial Release		97				97
	Financial Release			45			45
	60-Day Rule			2			2
	Indictment		6	13			19
	Detained Until Disposition		10	16			26
	<b>Total</b>	<b>102</b>	<b>113</b>	<b>76</b>			<b>291</b>
2021	Administrative Release	96					96
	Non-Financial Release		102				102
	Financial Release			84			84
	60-Day Rule		1	2			3
	Indictment	1		9	1		11
	Detained Until Disposition	1	11	19	3		34
	<b>Total</b>	<b>98</b>	<b>114</b>	<b>114</b>	<b>4</b>		<b>330</b>

\* Data provided from the Pretrial Information Management System.

\* A single release bond may apply to multiple cases.

\* A single case may have multiple different bonds set over time. Only the most recent release bond is reported for each case.

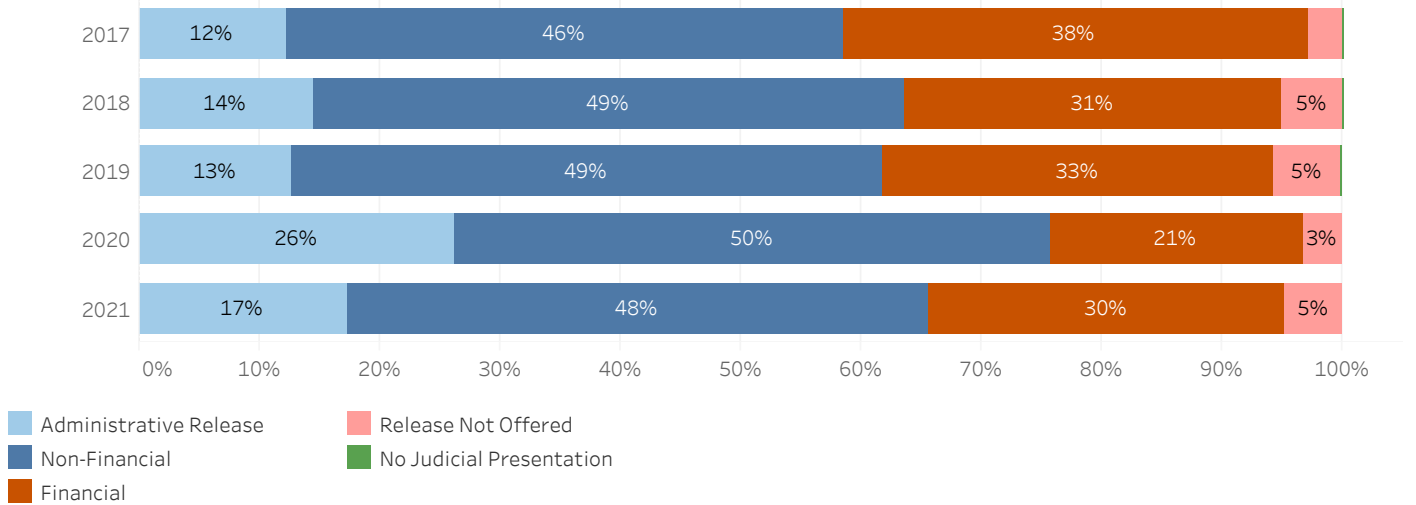


ADMINISTRATIVE OFFICE OF THE COURTS  
Research and Statistics

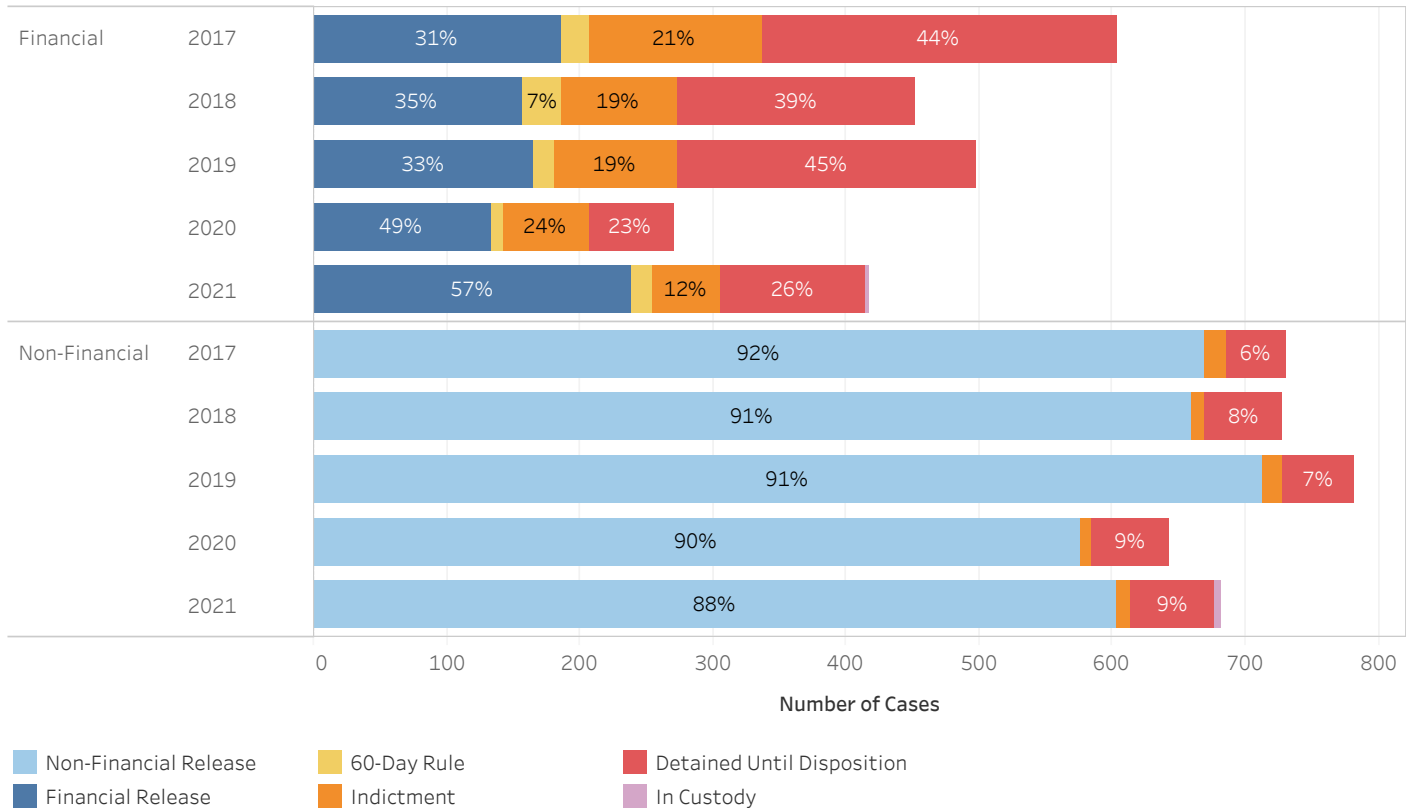
19\_PINS8007

District Court Cases Booked CY 17-21 MONTGOMERY COUNTY

District Court Release Decision (Bond) Percentage by Year of Case Booking



Number of District Court Cases and Release Outcome for Financial and Non-Financial Bonds  
(Excludes Administrative Release, Release Not Offered, and No Judicial Presentation)



\* Data provided from the Pretrial Information Management System.

\* A single release bond may apply to multiple cases.

\* A single case may have multiple different bonds set over time. Only the most recent release bond is reported for each case.



**ADMINISTRATIVE OFFICE OF THE COURTS**  
**Research and Statistics**

19\_PINS8007

**District Court Cases Booked CY 17-21 MONTGOMERY COUNTY**

District Court Release Decision and Release Outcome by Year of Case Booking

Year of Date Booked	Release Outcome	Release Decision					Grand Total
		Administrative Release	Non-Financial	Financial	Release Not Offered	No Judicial Presentation	
2017	Administrative Release	190					190
	Non-Financial Release		670				670
	Financial Release			186			186
	60-Day Rule			22	2		24
	Indictment		16	129	10		155
	Detained Until Disposition	4	44	266	31	2	347
	<b>Total</b>	<b>194</b>	<b>730</b>	<b>603</b>	<b>43</b>	<b>2</b>	<b>1,572</b>
2018	Administrative Release	213					213
	Non-Financial Release		659				659
	Financial Release			156			156
	60-Day Rule			30	9		39
	Indictment		11	88	16		115
	Detained Until Disposition	2	58	178	50	1	289
	<b>Total</b>	<b>215</b>	<b>728</b>	<b>452</b>	<b>75</b>	<b>1</b>	<b>1,471</b>
2019	Administrative Release	200					200
	Non-Financial Release		713				713
	Financial Release			166			166
	60-Day Rule			15	4		19
	Indictment		15	93	10	1	119
	Detained Until Disposition	1	53	224	71		349
	<b>Total</b>	<b>201</b>	<b>781</b>	<b>498</b>	<b>85</b>	<b>1</b>	<b>1,566</b>
2020	Administrative Release	323					323
	Non-Financial Release		577				577
	Financial Release			134			134
	60-Day Rule			9			9
	Indictment	4	7	65	2		78
	Detained Until Disposition	14	59	63	35		171
	<b>Total</b>	<b>341</b>	<b>643</b>	<b>271</b>	<b>37</b>		<b>1,292</b>
2021	Administrative Release	234					234
	Non-Financial Release		603				603
	Financial Release			239			239
	60-Day Rule			15	3		18
	Indictment	3	10	52	12		77
	Detained Until Disposition	9	64	109	42		224
	In Custody		5	2	1		8
	<b>Total</b>	<b>246</b>	<b>682</b>	<b>417</b>	<b>58</b>		<b>1,403</b>

\* Data provided from the Pretrial Information Management System.

\* A single release bond may apply to multiple cases.

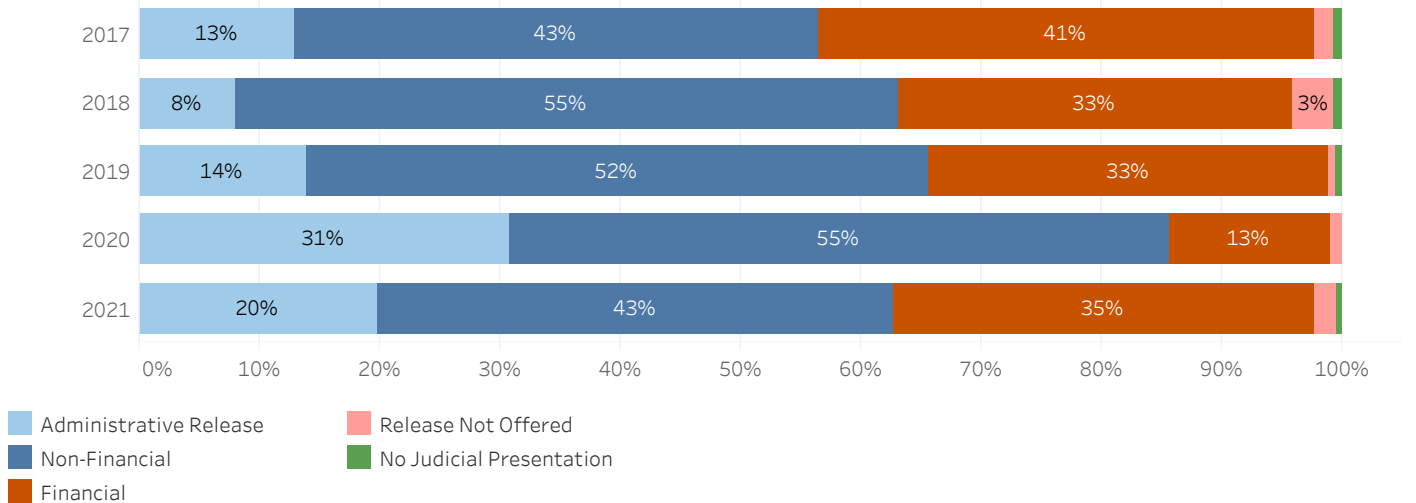
\* A single case may have multiple different bonds set over time. Only the most recent release bond is reported for each case.



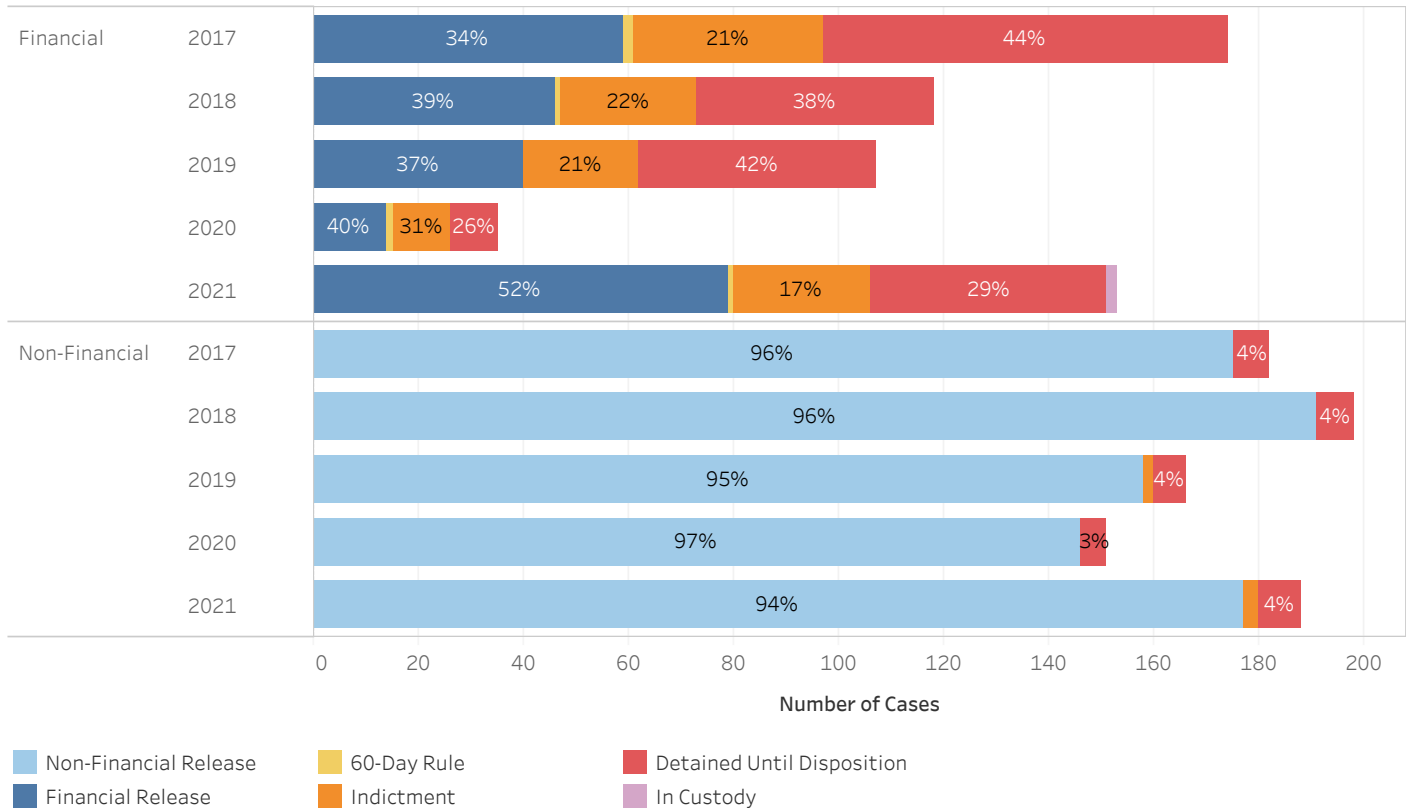
ADMINISTRATIVE OFFICE OF THE COURTS  
Research and Statistics

District Court Cases Booked CY 17-21 MORGAN COUNTY

District Court Release Decision (Bond) Percentage by Year of Case Booking



Number of District Court Cases and Release Outcome for Financial and Non-Financial Bonds  
(Excludes Administrative Release, Release Not Offered, and No Judicial Presentation)



\* Data provided from the Pretrial Information Management System.

\* A single release bond may apply to multiple cases.

\* A single case may have multiple different bonds set over time. Only the most recent release bond is reported for each case.



**ADMINISTRATIVE OFFICE OF THE COURTS**  
**Research and Statistics**

19\_PINS8007

**District Court Cases Booked CY 17-21 MORGAN COUNTY**

District Court Release Decision and Release Outcome by Year of Case Booking

Year of Date Booked	Release Outcome	Release Decision					Grand Total
		Administrative Release	Non-Financial	Financial	Release Not Offered	No Judicial Presentation	
2017	Administrative Release	55					55
	Non-Financial Release		175				175
	Financial Release			59			59
	60-Day Rule			2			2
	Indictment			36			36
	Detained Until Disposition		7	77	7	3	94
	<b>Total</b>		<b>55</b>	<b>182</b>	<b>174</b>	<b>7</b>	<b>3</b>
2018	Administrative Release	28					28
	Non-Financial Release		191				191
	Financial Release			46			46
	60-Day Rule			1			1
	Indictment			26			26
	Detained Until Disposition	1	7	45	12	3	68
	<b>Total</b>		<b>29</b>	<b>198</b>	<b>118</b>	<b>12</b>	<b>3</b>
2019	Administrative Release	45					45
	Non-Financial Release		158				158
	Financial Release			40			40
	Indictment		2	22	1		25
	Detained Until Disposition		6	45		2	53
	<b>Total</b>		<b>45</b>	<b>166</b>	<b>107</b>	<b>1</b>	<b>2</b>
2020	Administrative Release	84					84
	Non-Financial Release		146				146
	Financial Release			14			14
	60-Day Rule			1			1
	Indictment	1		11	1		13
	Detained Until Disposition		5	9	1		15
	<b>Total</b>		<b>85</b>	<b>151</b>	<b>35</b>	<b>2</b>	
2021	Administrative Release	85					85
	Non-Financial Release		177				177
	Financial Release			79			79
	60-Day Rule			1			1
	Indictment	1	3	26	3		33
	Detained Until Disposition	1	8	45	5	1	60
	In Custody			2			2
	<b>Total</b>		<b>87</b>	<b>188</b>	<b>153</b>	<b>8</b>	<b>1</b>

\* Data provided from the Pretrial Information Management System.

\* A single release bond may apply to multiple cases.

\* A single case may have multiple different bonds set over time. Only the most recent release bond is reported for each case.

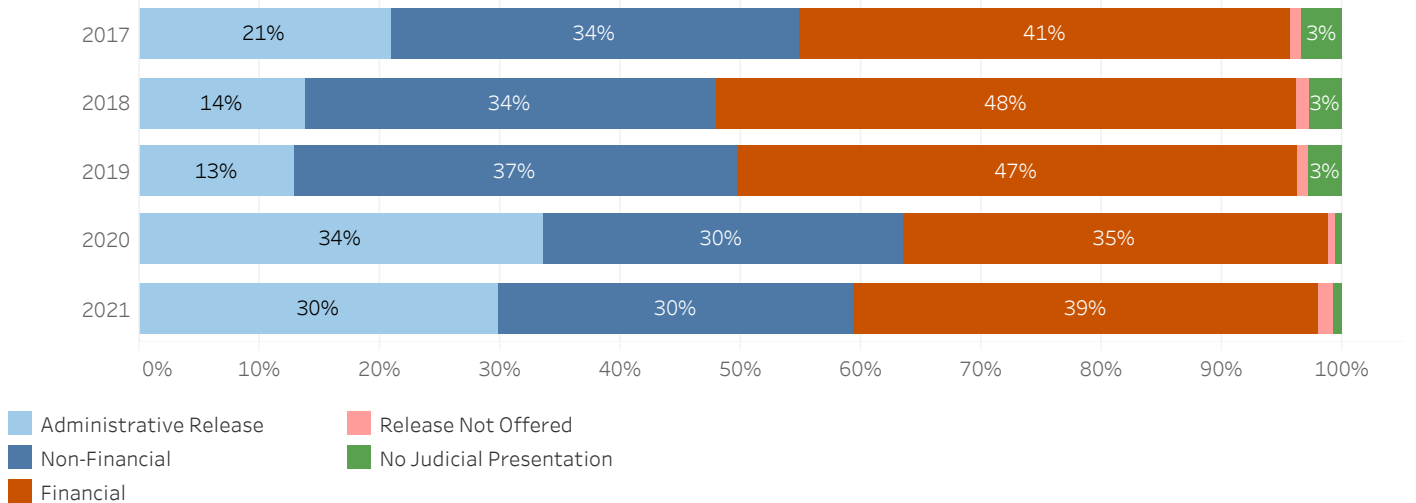


ADMINISTRATIVE OFFICE OF THE COURTS  
Research and Statistics

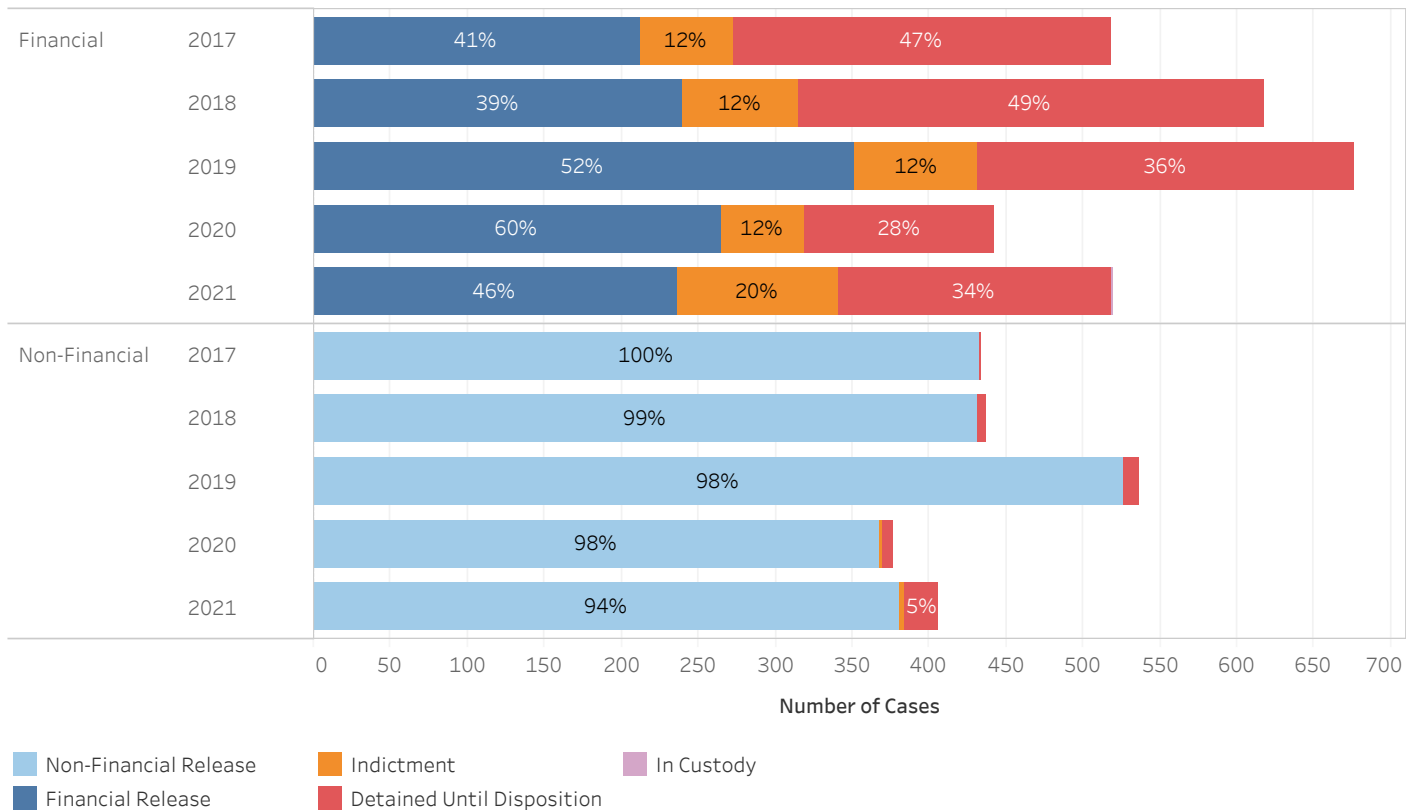
19\_PINS8007

District Court Cases Booked CY 17-21 MUHLENBERG COUNTY

District Court Release Decision (Bond) Percentage by Year of Case Booking



Number of District Court Cases and Release Outcome for Financial and Non-Financial Bonds  
(Excludes Administrative Release, Release Not Offered, and No Judicial Presentation)



\* Data provided from the Pretrial Information Management System.

\* A single release bond may apply to multiple cases.

\* A single case may have multiple different bonds set over time. Only the most recent release bond is reported for each case.



**ADMINISTRATIVE OFFICE OF THE COURTS  
Research and Statistics**

19\_PINS8007

**District Court Cases Booked CY 17-21 MUHLENBERG COUNTY**

District Court Release Decision and Release Outcome by Year of Case Booking

Year of Date Booked	Release Outcome	Release Decision					Grand Total
		Administrative Release	Non-Financial	Financial	Release Not Offered	No Judicial Presentation	
2017	Administrative Release	266					266
	Non-Financial Release		433				433
	Financial Release			212			212
	Indictment			61			61
	Detained Until Disposition	1	1	246	11	44	303
	<b>Total</b>	<b>267</b>	<b>434</b>	<b>519</b>	<b>11</b>	<b>44</b>	<b>1,275</b>
2018	Administrative Release	176					176
	Non-Financial Release		431				431
	Financial Release			240			240
	Indictment		1	75			76
	Detained Until Disposition	1	5	303	14	35	358
	<b>Total</b>	<b>177</b>	<b>437</b>	<b>618</b>	<b>14</b>	<b>35</b>	<b>1,281</b>
2019	Administrative Release	186					186
	Non-Financial Release		526				526
	Financial Release			351			351
	Indictment			81			81
	Detained Until Disposition	2	10	244	14	40	310
	<b>Total</b>	<b>188</b>	<b>536</b>	<b>676</b>	<b>14</b>	<b>40</b>	<b>1,454</b>
2020	Administrative Release	398					398
	Non-Financial Release		368				368
	Financial Release			265			265
	Indictment	4	2	54		1	61
	Detained Until Disposition	22	6	124	7	7	166
	<b>Total</b>	<b>424</b>	<b>376</b>	<b>443</b>	<b>7</b>	<b>8</b>	<b>1,258</b>
2021	Administrative Release	372					372
	Non-Financial Release		381				381
	Financial Release			237			237
	Indictment	3	3	104			110
	Detained Until Disposition	32	22	177	17	11	259
	In Custody			2			2
	<b>Total</b>	<b>407</b>	<b>406</b>	<b>520</b>	<b>17</b>	<b>11</b>	<b>1,361</b>

\* Data provided from the Pretrial Information Management System.

\* A single release bond may apply to multiple cases.

\* A single case may have multiple different bonds set over time. Only the most recent release bond is reported for each case.

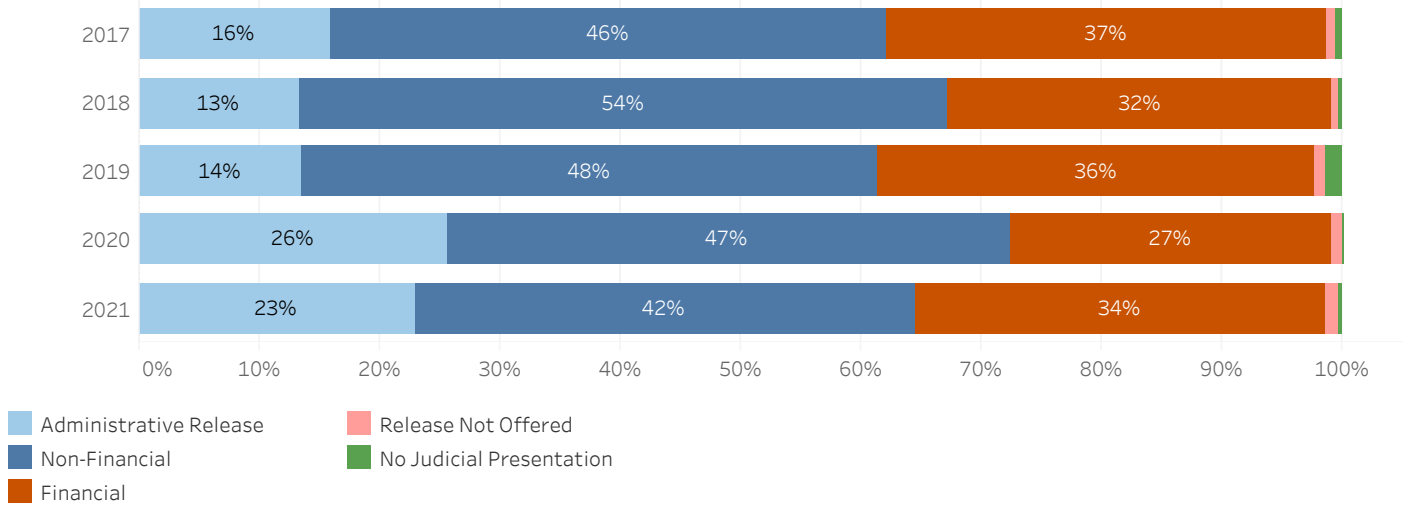


ADMINISTRATIVE OFFICE OF THE COURTS  
Research and Statistics

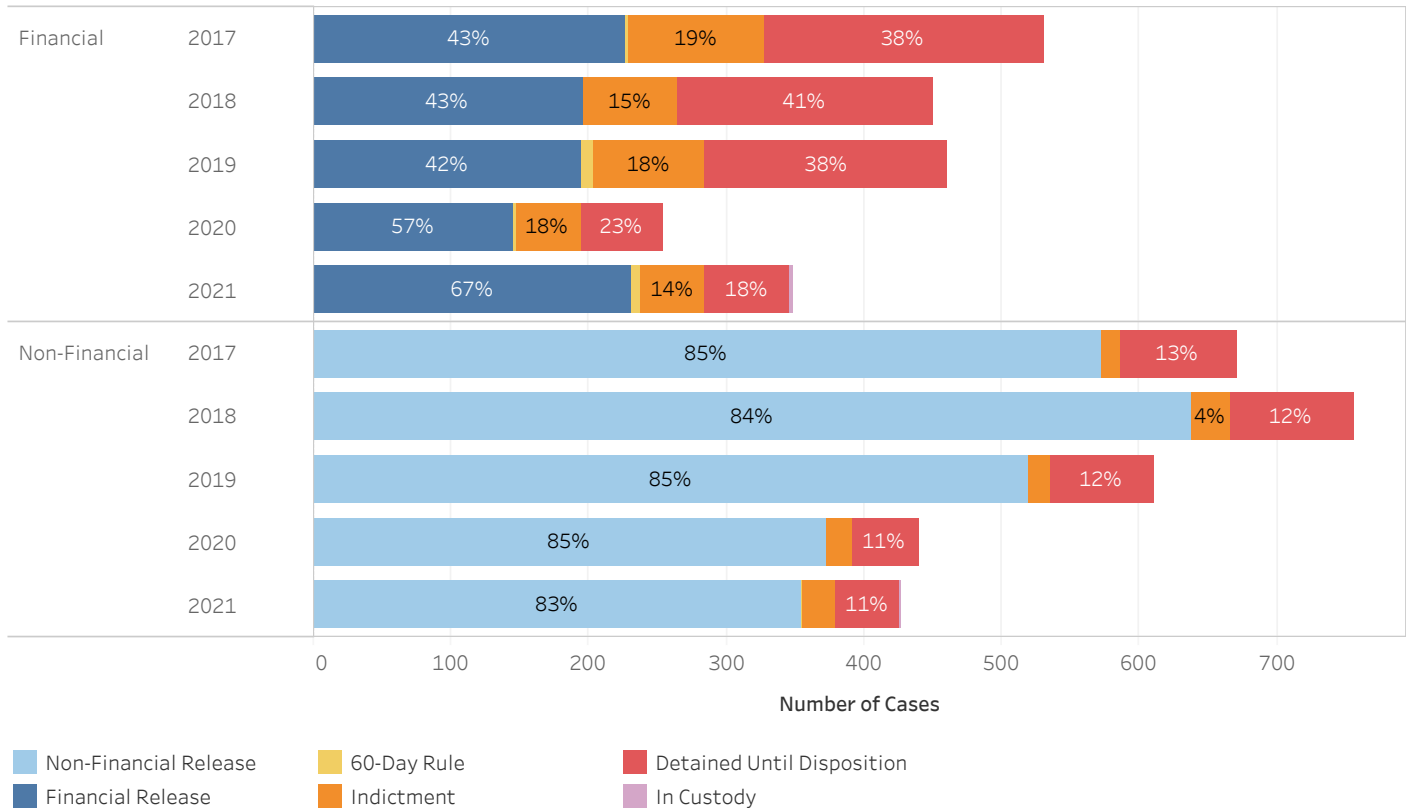
19\_PINS8007

District Court Cases Booked CY 17-21 NELSON COUNTY

District Court Release Decision (Bond) Percentage by Year of Case Booking



Number of District Court Cases and Release Outcome for Financial and Non-Financial Bonds  
(Excludes Administrative Release, Release Not Offered, and No Judicial Presentation)



\* Data provided from the Pretrial Information Management System.

\* A single release bond may apply to multiple cases.

\* A single case may have multiple different bonds set over time. Only the most recent release bond is reported for each case.





**ADMINISTRATIVE OFFICE OF THE COURTS**  
**Research and Statistics**

19\_PINS8007

**District Court Cases Booked CY 17-21 NELSON COUNTY**

District Court Release Decision and Release Outcome by Year of Case Booking

Year of Date Booked	Release Outcome	Release Decision					Grand Total
		Administrative Release	Non-Financial	Financial	Release Not Offered	No Judicial Presentation	
2017	Administrative Release	223					223
	Non-Financial Release		572				572
	Financial Release			227			227
	60-Day Rule			2			2
	Indictment		14	99			113
	Detained Until Disposition	7	85	202	10	10	314
	<b>Total</b>	<b>230</b>	<b>671</b>	<b>530</b>	<b>10</b>	<b>10</b>	<b>1,451</b>
2018	Administrative Release	183					183
	Non-Financial Release		638				638
	Financial Release			196			196
	Indictment		28	69			97
	Detained Until Disposition	5	90	186	8	4	293
	<b>Total</b>	<b>188</b>	<b>756</b>	<b>451</b>	<b>8</b>	<b>4</b>	<b>1,407</b>
	2019	Administrative Release	169				
Non-Financial Release			519				519
Financial Release				194			194
60-Day Rule			1	9		1	11
Indictment			15	81			96
Detained Until Disposition		4	75	177	10	18	284
<b>Total</b>		<b>173</b>	<b>610</b>	<b>461</b>	<b>10</b>	<b>19</b>	<b>1,273</b>
2020	Administrative Release	232					232
	Non-Financial Release		373				373
	Financial Release			145			145
	60-Day Rule			3			3
	Indictment	3	19	46			68
	Detained Until Disposition	9	47	59	7		122
	<b>Total</b>	<b>244</b>	<b>439</b>	<b>253</b>	<b>7</b>		<b>943</b>
2021	Administrative Release	232					232
	Non-Financial Release		355				355
	Financial Release			232			232
	60-Day Rule		1	5			6
	Indictment	1	23	47	1	2	74
	Detained Until Disposition	5	47	62	11	1	126
	In Custody		1	2			3
	<b>Total</b>	<b>238</b>	<b>427</b>	<b>348</b>	<b>12</b>	<b>3</b>	<b>1,028</b>

\* Data provided from the Pretrial Information Management System.

\* A single release bond may apply to multiple cases.

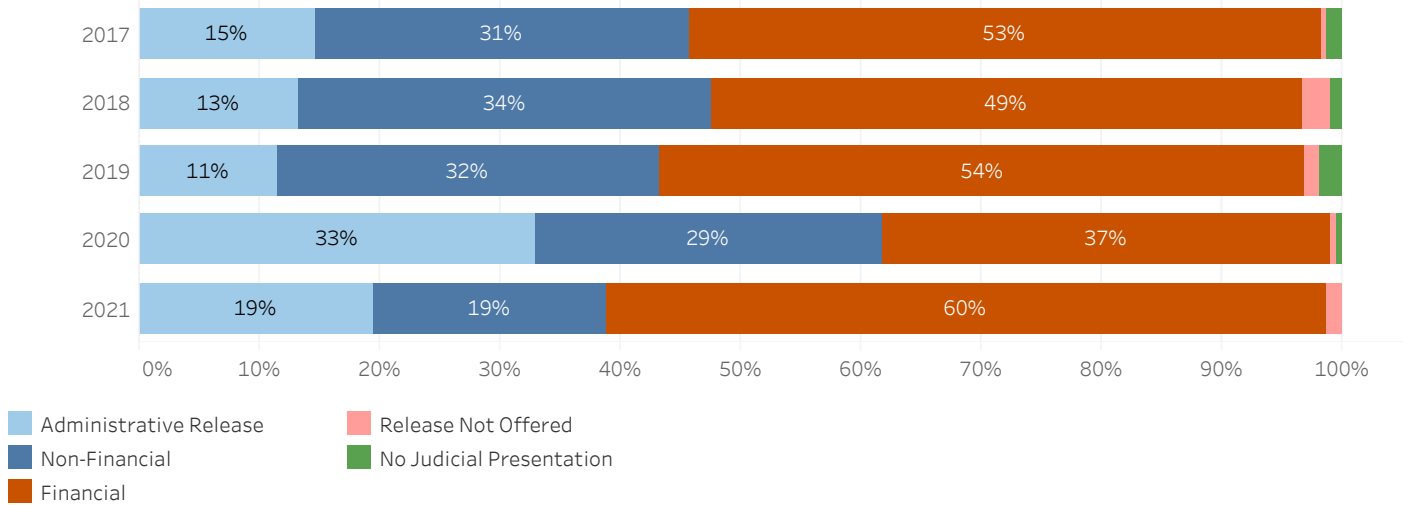
\* A single case may have multiple different bonds set over time. Only the most recent release bond is reported for each case.



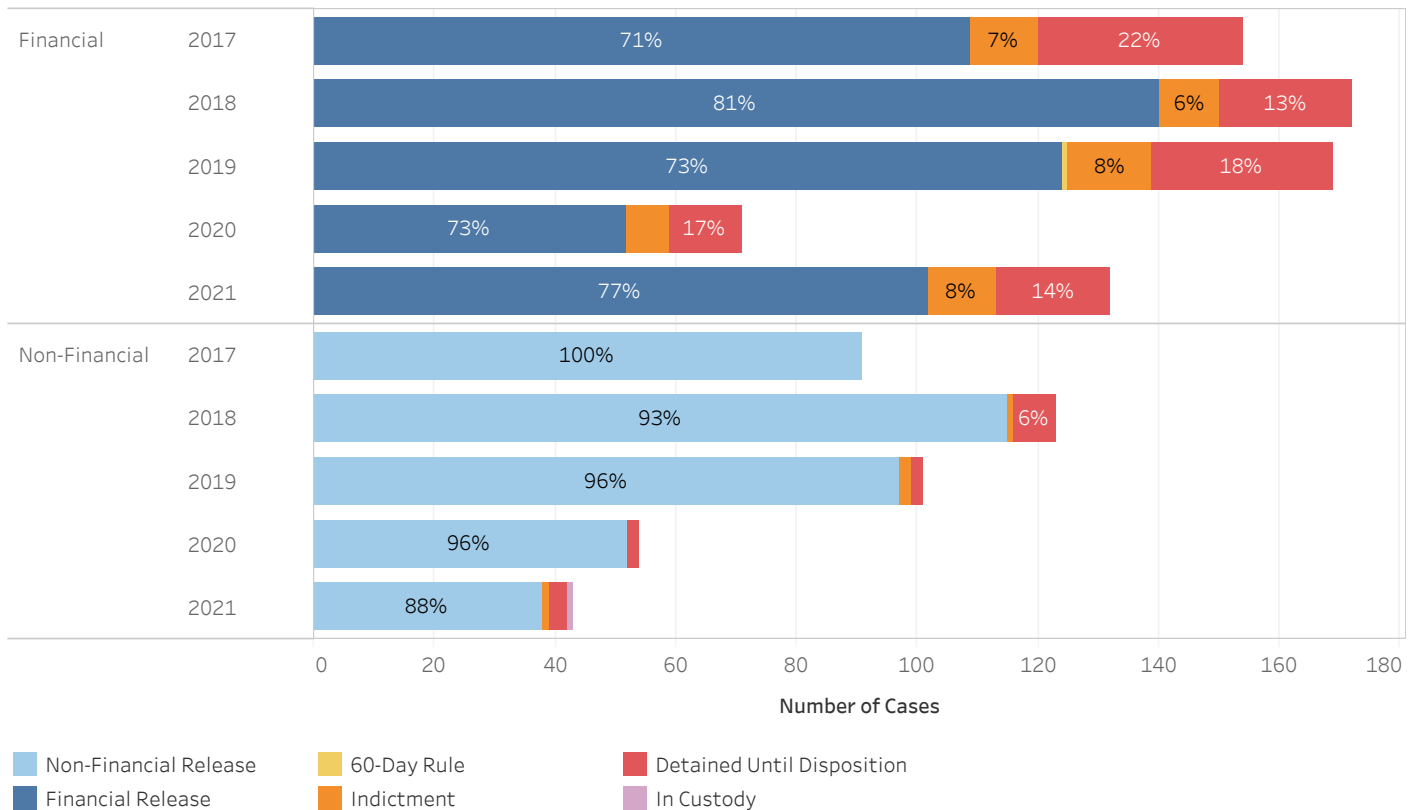
ADMINISTRATIVE OFFICE OF THE COURTS  
Research and Statistics

District Court Cases Booked CY 17-21 NICHOLAS COUNTY

District Court Release Decision (Bond) Percentage by Year of Case Booking



Number of District Court Cases and Release Outcome for Financial and Non-Financial Bonds  
(Excludes Administrative Release, Release Not Offered, and No Judicial Presentation)



\* Data provided from the Pretrial Information Management System.

\* A single release bond may apply to multiple cases.

\* A single case may have multiple different bonds set over time. Only the most recent release bond is reported for each case.



**ADMINISTRATIVE OFFICE OF THE COURTS  
Research and Statistics**

19\_PINS8007

**District Court Cases Booked CY 17-21 NICHOLAS COUNTY**

District Court Release Decision and Release Outcome by Year of Case Booking

Year of Date Booked	Release Outcome	Release Decision					Grand Total
		Administrative Release	Non-Financial	Financial	Release Not Offered	No Judicial Presentation	
2017	Administrative Release	43					43
	Non-Financial Release		91				91
	Financial Release			109			109
	Indictment			11			11
	Detained Until Disposition			34	1	4	39
	<b>Total</b>		<b>43</b>	<b>91</b>	<b>154</b>	<b>1</b>	<b>4</b>
2018	Administrative Release	46					46
	Non-Financial Release		115				115
	Financial Release			140			140
	Indictment		1	10			11
	Detained Until Disposition	1	7	22	7	4	41
	<b>Total</b>		<b>47</b>	<b>123</b>	<b>172</b>	<b>7</b>	<b>4</b>
2019	Administrative Release	37					37
	Non-Financial Release		97				97
	Financial Release			124			124
	60-Day Rule			1			1
	Indictment		2	14	1		17
	Detained Until Disposition		2	30	2	6	40
<b>Total</b>		<b>37</b>	<b>101</b>	<b>169</b>	<b>3</b>	<b>6</b>	<b>316</b>
2020	Administrative Release	54					54
	Non-Financial Release		52				52
	Financial Release			52			52
	Indictment	1		7			8
	Detained Until Disposition	8	2	12	1	1	24
	<b>Total</b>		<b>63</b>	<b>54</b>	<b>71</b>	<b>1</b>	<b>1</b>
2021	Administrative Release	39					39
	Non-Financial Release		38				38
	Financial Release			102			102
	Indictment		1	11			12
	Detained Until Disposition	4	3	19	3		29
	In Custody		1				1
	<b>Total</b>		<b>43</b>	<b>43</b>	<b>132</b>	<b>3</b>	

\* Data provided from the Pretrial Information Management System.

\* A single release bond may apply to multiple cases.

\* A single case may have multiple different bonds set over time. Only the most recent release bond is reported for each case.

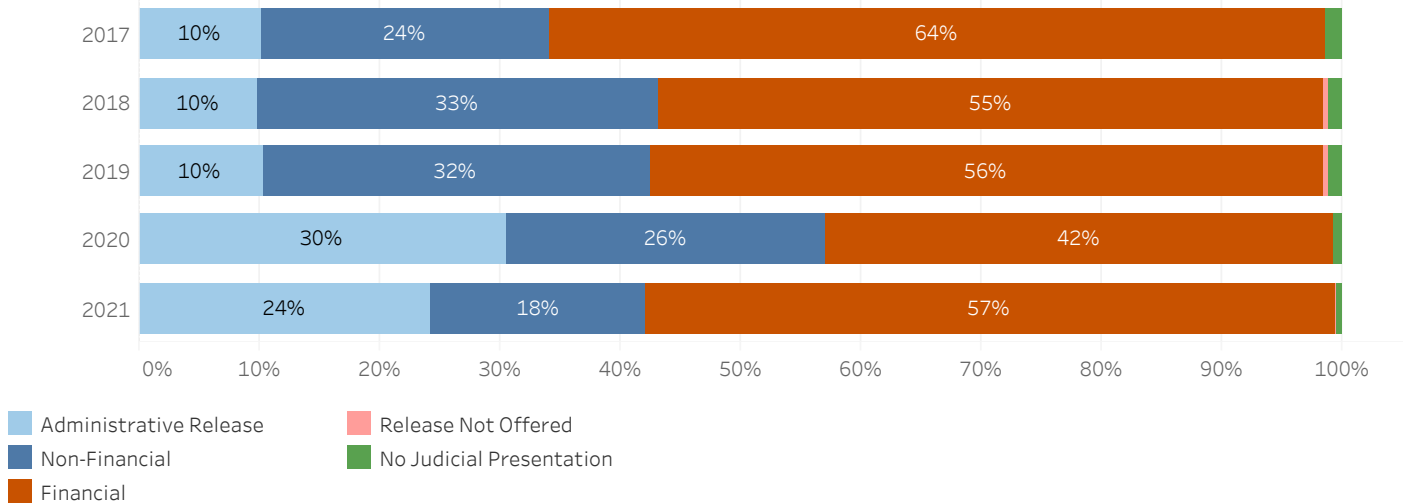


ADMINISTRATIVE OFFICE OF THE COURTS  
Research and Statistics

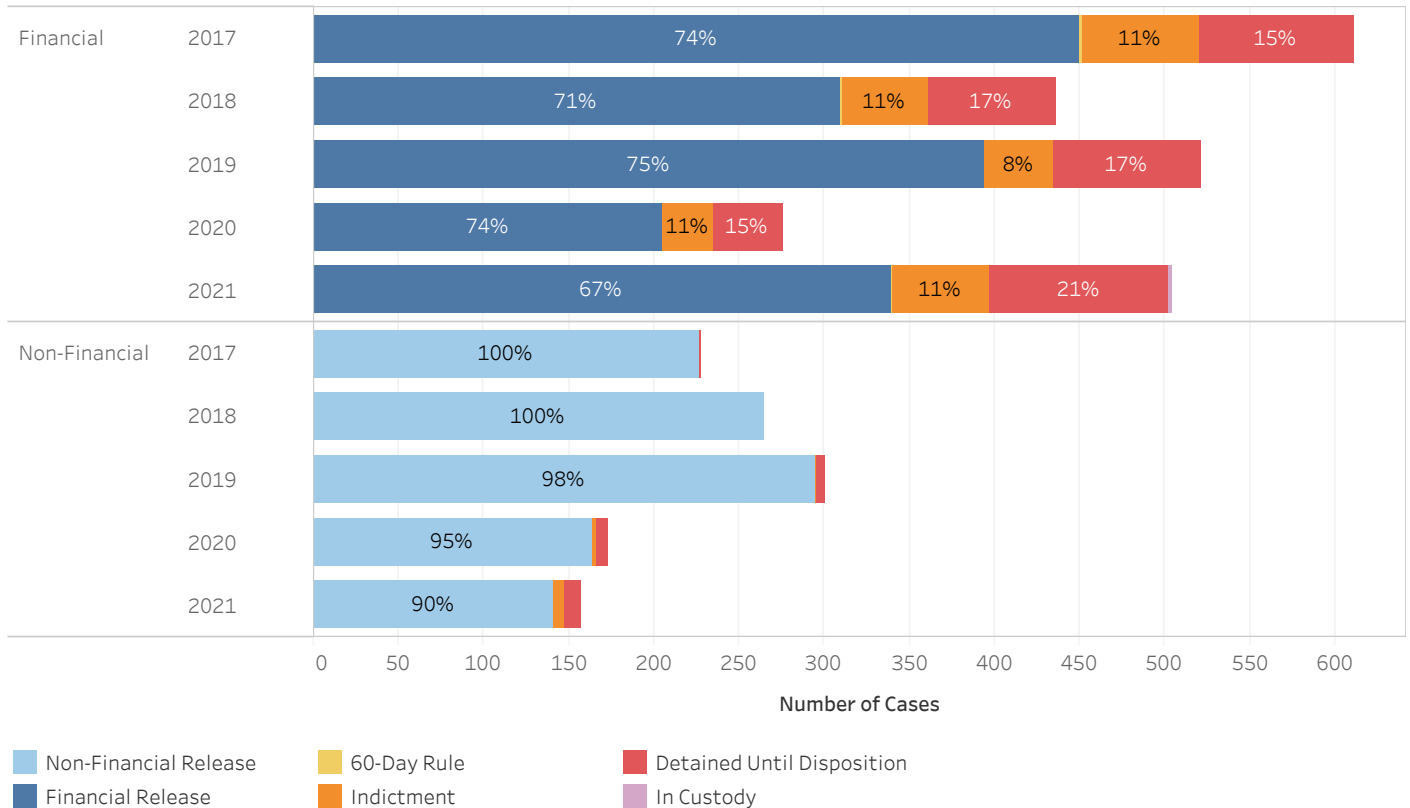
19\_PINS8007

District Court Cases Booked CY 17-21 OHIO COUNTY

District Court Release Decision (Bond) Percentage by Year of Case Booking



Number of District Court Cases and Release Outcome for Financial and Non-Financial Bonds  
(Excludes Administrative Release, Release Not Offered, and No Judicial Presentation)



\* Data provided from the Pretrial Information Management System.

\* A single release bond may apply to multiple cases.

\* A single case may have multiple different bonds set over time. Only the most recent release bond is reported for each case.



**ADMINISTRATIVE OFFICE OF THE COURTS**  
**Research and Statistics**

19\_PINS8007

**District Court Cases Booked CY 17-21 OHIO COUNTY**

District Court Release Decision and Release Outcome by Year of Case Booking

Year of Date Booked	Release Outcome	Release Decision					Grand Total
		Administrative Release	Non-Financial	Financial	Release Not Offered	No Judicial Presentation	
2017	Administrative Release	96					96
	Non-Financial Release		227				227
	Financial Release			450			450
	60-Day Rule			2			2
	Indictment			69		3	72
	Detained Until Disposition		1	90		11	102
	<b>Total</b>		<b>96</b>	<b>228</b>	<b>611</b>	<b>14</b>	<b>949</b>
2018	Administrative Release	78					78
	Non-Financial Release		265				265
	Financial Release			310			310
	60-Day Rule			1			1
	Indictment			50		1	51
	Detained Until Disposition			75	3	9	87
	<b>Total</b>		<b>78</b>	<b>265</b>	<b>436</b>	<b>3</b>	<b>792</b>
2019	Administrative Release	96					96
	Non-Financial Release		295				295
	Financial Release			394			394
	Indictment		1	41	1		43
	Detained Until Disposition		5	87	3	11	106
	<b>Total</b>		<b>96</b>	<b>301</b>	<b>522</b>	<b>4</b>	<b>934</b>
2020	Administrative Release	193					193
	Non-Financial Release		164				164
	Financial Release			205			205
	Indictment	4	2	30			36
	Detained Until Disposition	2	7	41		5	55
	<b>Total</b>	<b>199</b>	<b>173</b>	<b>276</b>		<b>5</b>	<b>653</b>
2021	Administrative Release	211					211
	Non-Financial Release		141				141
	Financial Release			339			339
	60-Day Rule			1			1
	Indictment		6	57	1		64
	Detained Until Disposition	2	10	106		4	122
	In Custody	1		2			3
	<b>Total</b>	<b>214</b>	<b>157</b>	<b>505</b>	<b>1</b>	<b>4</b>	<b>881</b>

\* Data provided from the Pretrial Information Management System.

\* A single release bond may apply to multiple cases.

\* A single case may have multiple different bonds set over time. Only the most recent release bond is reported for each case.

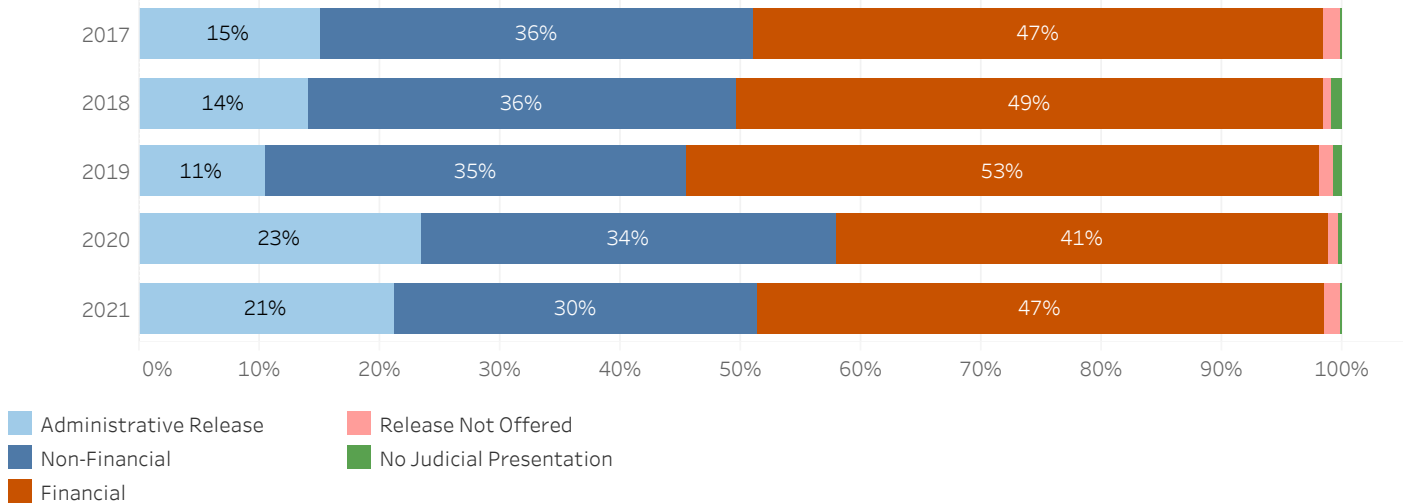


ADMINISTRATIVE OFFICE OF THE COURTS  
Research and Statistics

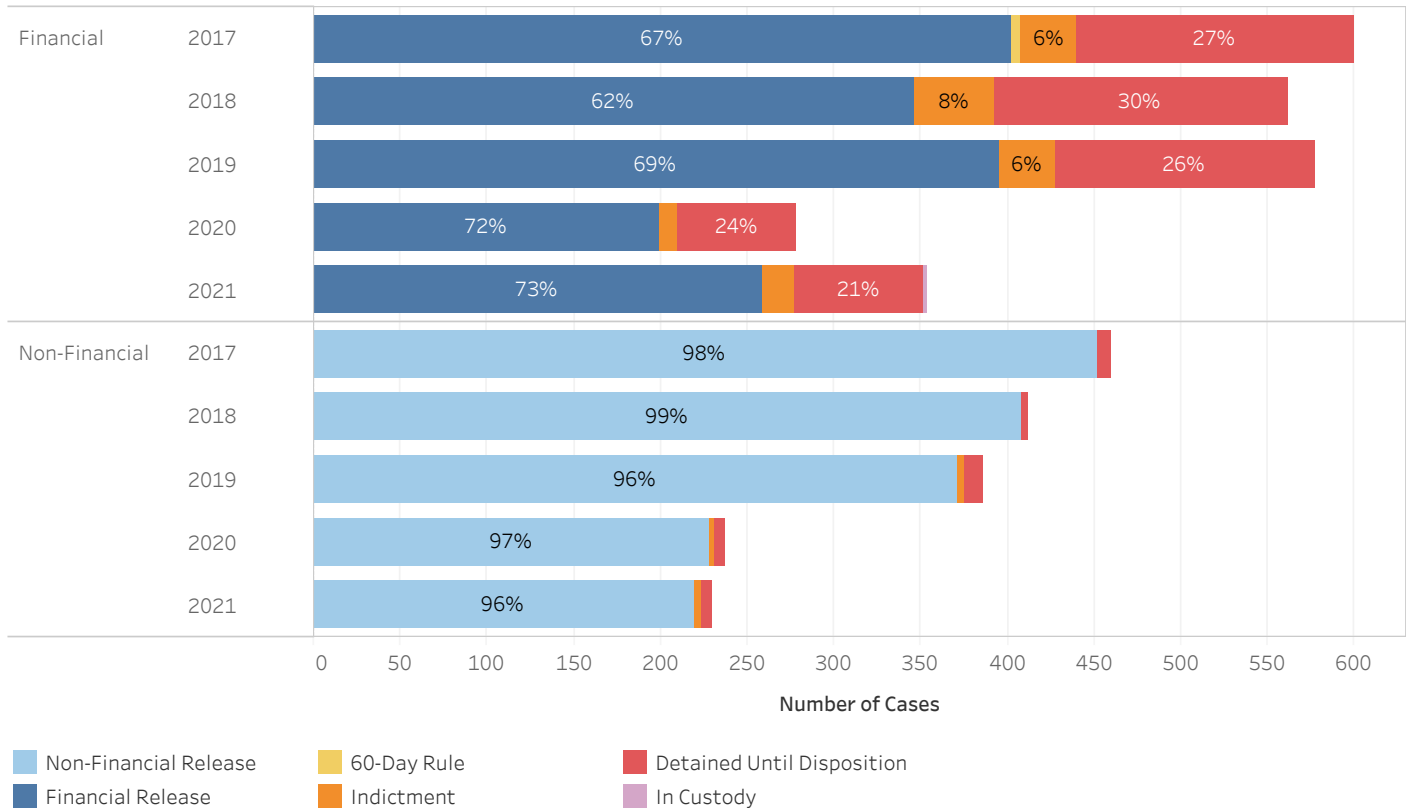
19\_PINS8007

District Court Cases Booked CY 17-21 OLDHAM COUNTY

District Court Release Decision (Bond) Percentage by Year of Case Booking



Number of District Court Cases and Release Outcome for Financial and Non-Financial Bonds  
(Excludes Administrative Release, Release Not Offered, and No Judicial Presentation)



\* Data provided from the Pretrial Information Management System.

\* A single release bond may apply to multiple cases.

\* A single case may have multiple different bonds set over time. Only the most recent release bond is reported for each case.



**ADMINISTRATIVE OFFICE OF THE COURTS  
Research and Statistics**

19\_PINS8007

**District Court Cases Booked CY 17-21 OLDHAM COUNTY**

District Court Release Decision and Release Outcome by Year of Case Booking

Year of Date Booked	Release Outcome	Release Decision					Grand Total
		Administrative Release	Non-Financial	Financial	Release Not Offered	No Judicial Presentation	
2017	Administrative Release	190					190
	Non-Financial Release		452				452
	Financial Release			402			402
	60-Day Rule			5			5
	Indictment			33			33
	Detained Until Disposition	1	8	160	19	2	190
	<b>Total</b>	<b>191</b>	<b>460</b>	<b>600</b>	<b>19</b>	<b>2</b>	<b>1,272</b>
2018	Administrative Release	164					164
	Non-Financial Release		408				408
	Financial Release			347			347
	Indictment			46	1		47
	Detained Until Disposition		4	169	7	11	191
	<b>Total</b>	<b>164</b>	<b>412</b>	<b>562</b>	<b>8</b>	<b>11</b>	<b>1,157</b>
2019	Administrative Release	115					115
	Non-Financial Release		371				371
	Financial Release			396			396
	Indictment		4	32			36
	Detained Until Disposition	1	11	149	13	6	180
	<b>Total</b>	<b>116</b>	<b>386</b>	<b>577</b>	<b>13</b>	<b>6</b>	<b>1,098</b>
2020	Administrative Release	161					161
	Non-Financial Release		229				229
	Financial Release			199			199
	Indictment		2	11			13
	Detained Until Disposition	1	6	68	6	2	83
	<b>Total</b>	<b>162</b>	<b>237</b>	<b>278</b>	<b>6</b>	<b>2</b>	<b>685</b>
2021	Administrative Release	162					162
	Non-Financial Release		220				220
	Financial Release			259			259
	Indictment		4	18			22
	Detained Until Disposition	1	6	75	9	2	93
	In Custody			2			2
	<b>Total</b>	<b>163</b>	<b>230</b>	<b>354</b>	<b>9</b>	<b>2</b>	<b>758</b>

\* Data provided from the Pretrial Information Management System.

\* A single release bond may apply to multiple cases.

\* A single case may have multiple different bonds set over time. Only the most recent release bond is reported for each case.

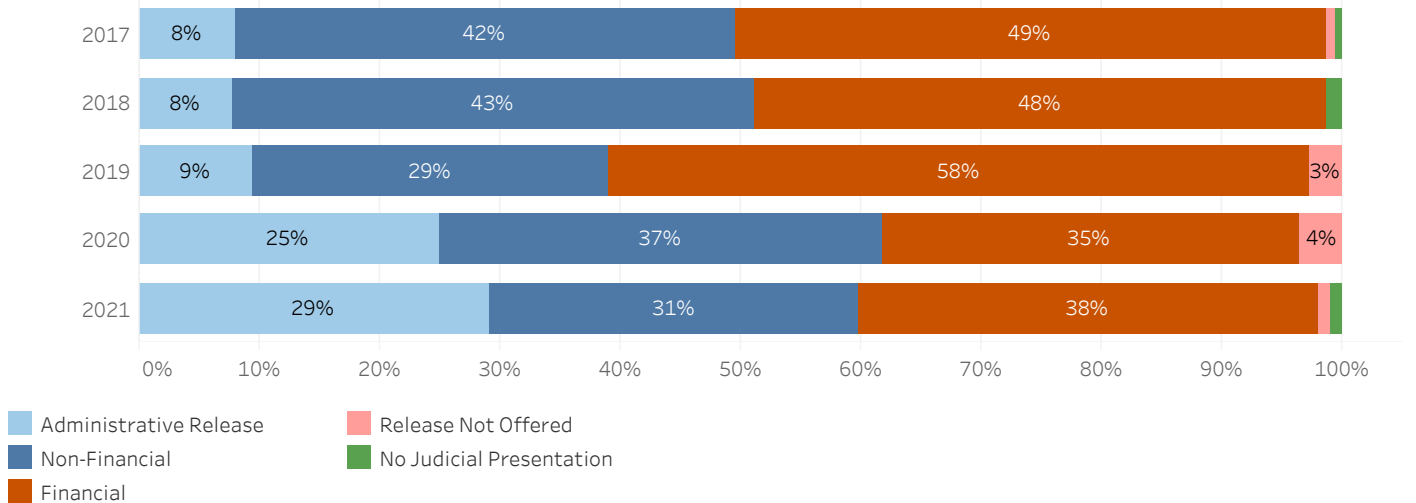


ADMINISTRATIVE OFFICE OF THE COURTS  
Research and Statistics

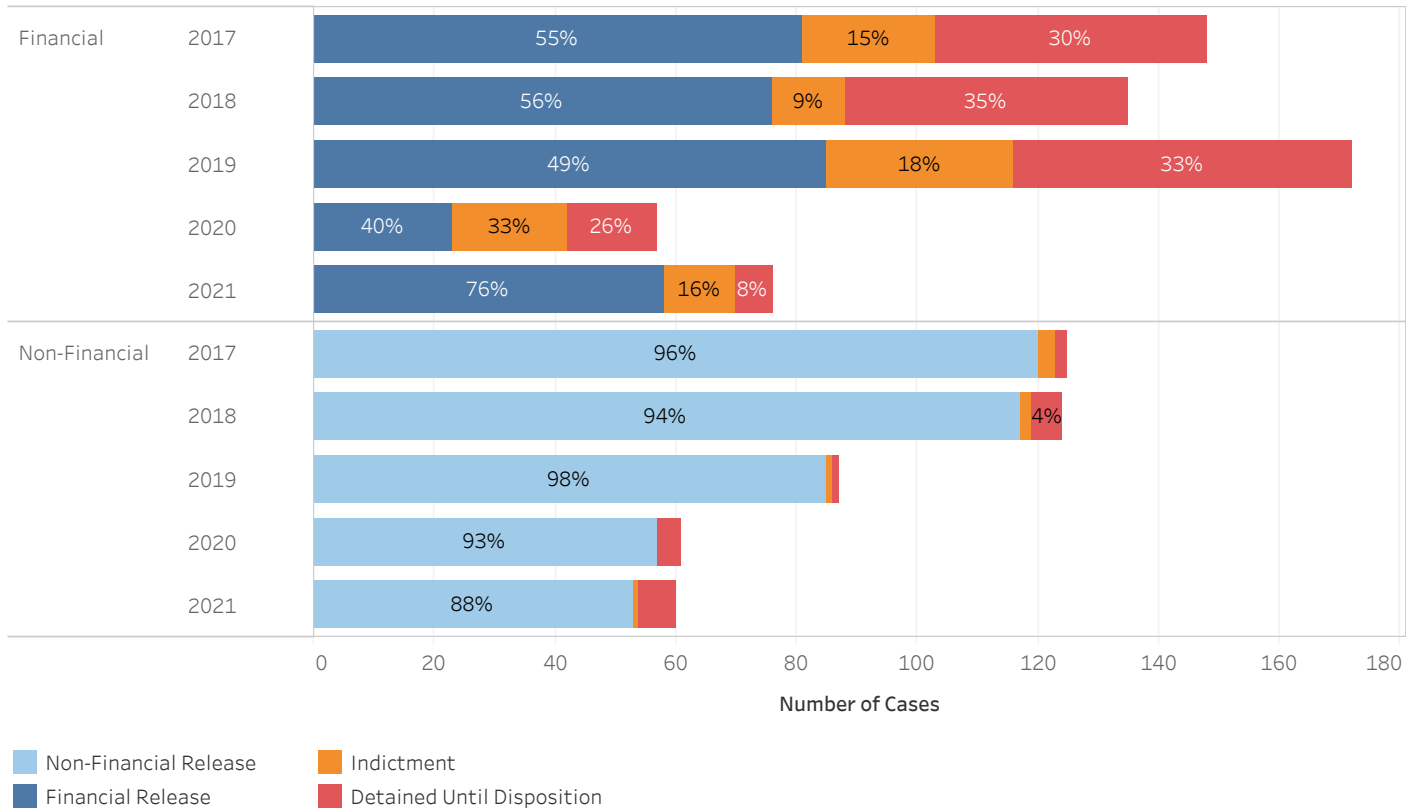
19\_PINS8007

District Court Cases Booked CY 17-21 OWEN COUNTY

District Court Release Decision (Bond) Percentage by Year of Case Booking



Number of District Court Cases and Release Outcome for Financial and Non-Financial Bonds  
(Excludes Administrative Release, Release Not Offered, and No Judicial Presentation)



\* Data provided from the Pretrial Information Management System.

\* A single release bond may apply to multiple cases.

\* A single case may have multiple different bonds set over time. Only the most recent release bond is reported for each case.





**ADMINISTRATIVE OFFICE OF THE COURTS**  
**Research and Statistics**

19\_PINS8007

**District Court Cases Booked CY 17-21 OWEN COUNTY**

District Court Release Decision and Release Outcome by Year of Case Booking

Year of Date Booked	Release Outcome	Release Decision					Grand Total
		Administrative Release	Non-Financial	Financial	Release Not Offered	No Judicial Presentation	
2017	Administrative Release	24					24
	Non-Financial Release		120				120
	Financial Release			81			81
	Indictment		3	22			25
	Detained Until Disposition		2	45	2	2	51
	<b>Total</b>		<b>24</b>	<b>125</b>	<b>148</b>	<b>2</b>	<b>2</b>
2018	Administrative Release	22					22
	Non-Financial Release		117				117
	Financial Release			76			76
	Indictment		2	12			14
	Detained Until Disposition		5	47		4	56
	<b>Total</b>		<b>22</b>	<b>124</b>	<b>135</b>		<b>4</b>
2019	Administrative Release	28					28
	Non-Financial Release		85				85
	Financial Release			85			85
	Indictment		1	31			32
	Detained Until Disposition		1	56	8		65
	<b>Total</b>		<b>28</b>	<b>87</b>	<b>172</b>	<b>8</b>	
2020	Administrative Release	40					40
	Non-Financial Release		57				57
	Financial Release			23			23
	Indictment			19			19
	Detained Until Disposition	1	4	15	6		26
	<b>Total</b>		<b>41</b>	<b>61</b>	<b>57</b>	<b>6</b>	
2021	Administrative Release	58					58
	Non-Financial Release		53				53
	Financial Release			58			58
	Indictment		1	12			13
	Detained Until Disposition		6	6	2	1	15
	<b>Total</b>		<b>58</b>	<b>60</b>	<b>76</b>	<b>2</b>	<b>1</b>

\* Data provided from the Pretrial Information Management System.

\* A single release bond may apply to multiple cases.

\* A single case may have multiple different bonds set over time. Only the most recent release bond is reported for each case.

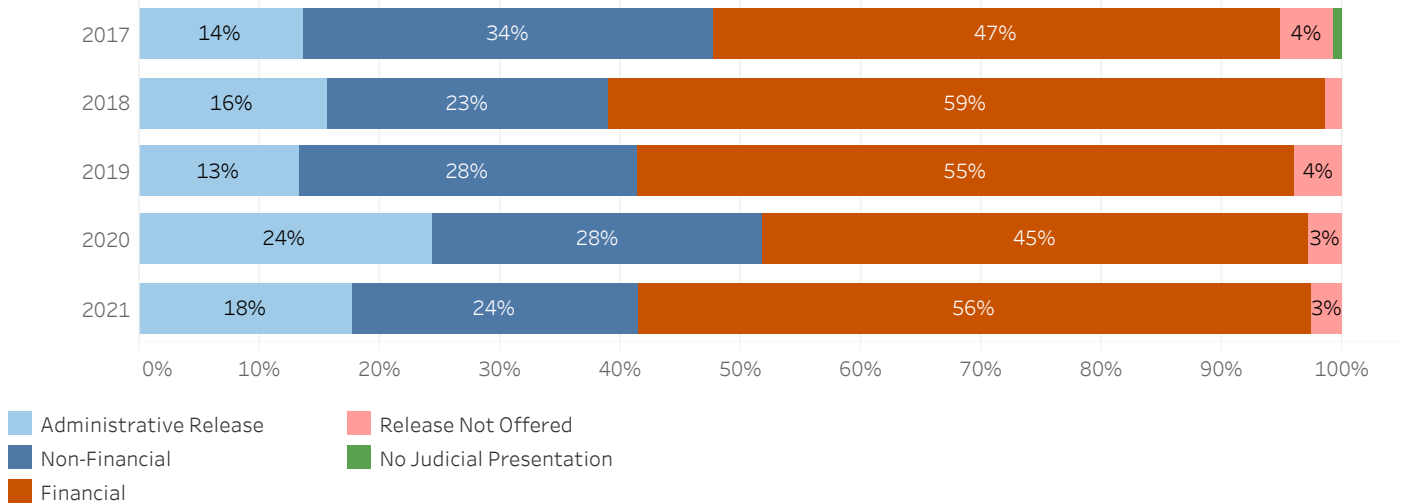


ADMINISTRATIVE OFFICE OF THE COURTS  
Research and Statistics

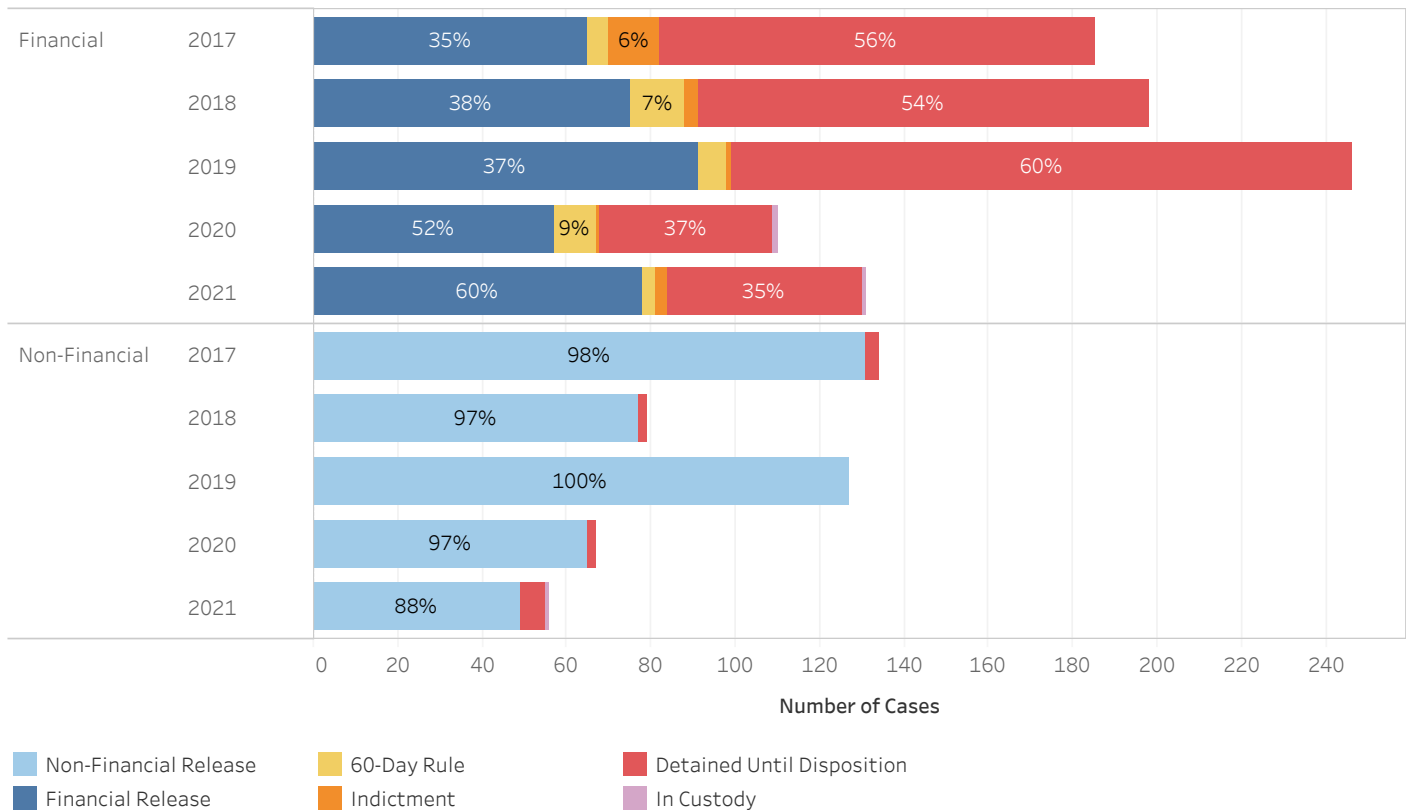
19\_PINS8007

District Court Cases Booked CY 17-21 OWSLEY COUNTY

District Court Release Decision (Bond) Percentage by Year of Case Booking



Number of District Court Cases and Release Outcome for Financial and Non-Financial Bonds  
(Excludes Administrative Release, Release Not Offered, and No Judicial Presentation)



\* Data provided from the Pretrial Information Management System.

\* A single release bond may apply to multiple cases.

\* A single case may have multiple different bonds set over time. Only the most recent release bond is reported for each case.



**ADMINISTRATIVE OFFICE OF THE COURTS**  
**Research and Statistics**

19\_PINS8007

**District Court Cases Booked CY 17-21 OWSLEY COUNTY**

District Court Release Decision and Release Outcome by Year of Case Booking

Year of Date Booked	Release Outcome	Release Decision					Grand Total
		Administrative Release	Non-Financial	Financial	Release Not Offered	No Judicial Presentation	
2017	Administrative Release	54					54
	Non-Financial Release		131				131
	Financial Release			65			65
	60-Day Rule			5			5
	Indictment			12			12
	Detained Until Disposition		3	103	17	3	126
	<b>Total</b>		<b>54</b>	<b>134</b>	<b>185</b>	<b>17</b>	<b>3</b>
2018	Administrative Release	51					51
	Non-Financial Release		77				77
	Financial Release			75			75
	60-Day Rule			13			13
	Indictment			3			3
	Detained Until Disposition	2	2	107	5		116
	<b>Total</b>		<b>53</b>	<b>79</b>	<b>198</b>	<b>5</b>	
2019	Administrative Release	59					59
	Non-Financial Release		127				127
	Financial Release			91			91
	60-Day Rule			7			7
	Indictment			1			1
	Detained Until Disposition	2		147	18		167
	<b>Total</b>		<b>61</b>	<b>127</b>	<b>246</b>	<b>18</b>	
2020	Administrative Release	57					57
	Non-Financial Release		65				65
	Financial Release			57			57
	60-Day Rule			10			10
	Indictment			1			1
	Detained Until Disposition	2	2	41	7		52
	In Custody			1			1
<b>Total</b>		<b>59</b>	<b>67</b>	<b>110</b>	<b>7</b>		<b>243</b>
2021	Administrative Release	41					41
	Non-Financial Release		49				49
	Financial Release			78			78
	60-Day Rule			3			3
	Indictment			3	1		4
	Detained Until Disposition	1	6	46	5		58
	In Custody		1	1			2
<b>Total</b>		<b>42</b>	<b>56</b>	<b>131</b>	<b>6</b>		<b>235</b>

\* Data provided from the Pretrial Information Management System.

\* A single release bond may apply to multiple cases.

\* A single case may have multiple different bonds set over time. Only the most recent release bond is reported for each case.

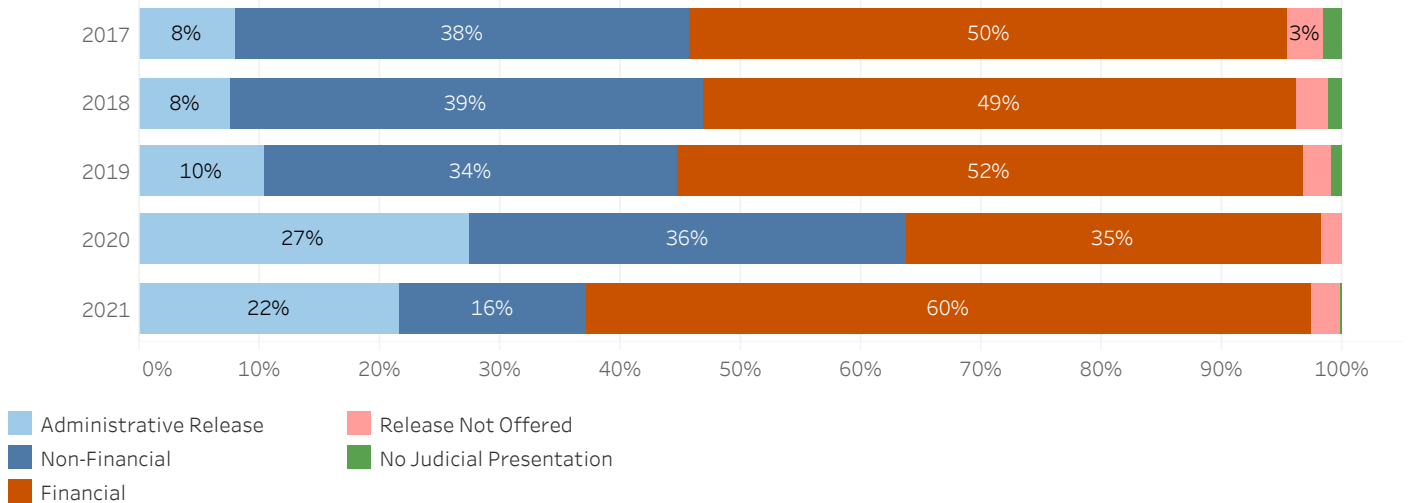


ADMINISTRATIVE OFFICE OF THE COURTS  
Research and Statistics

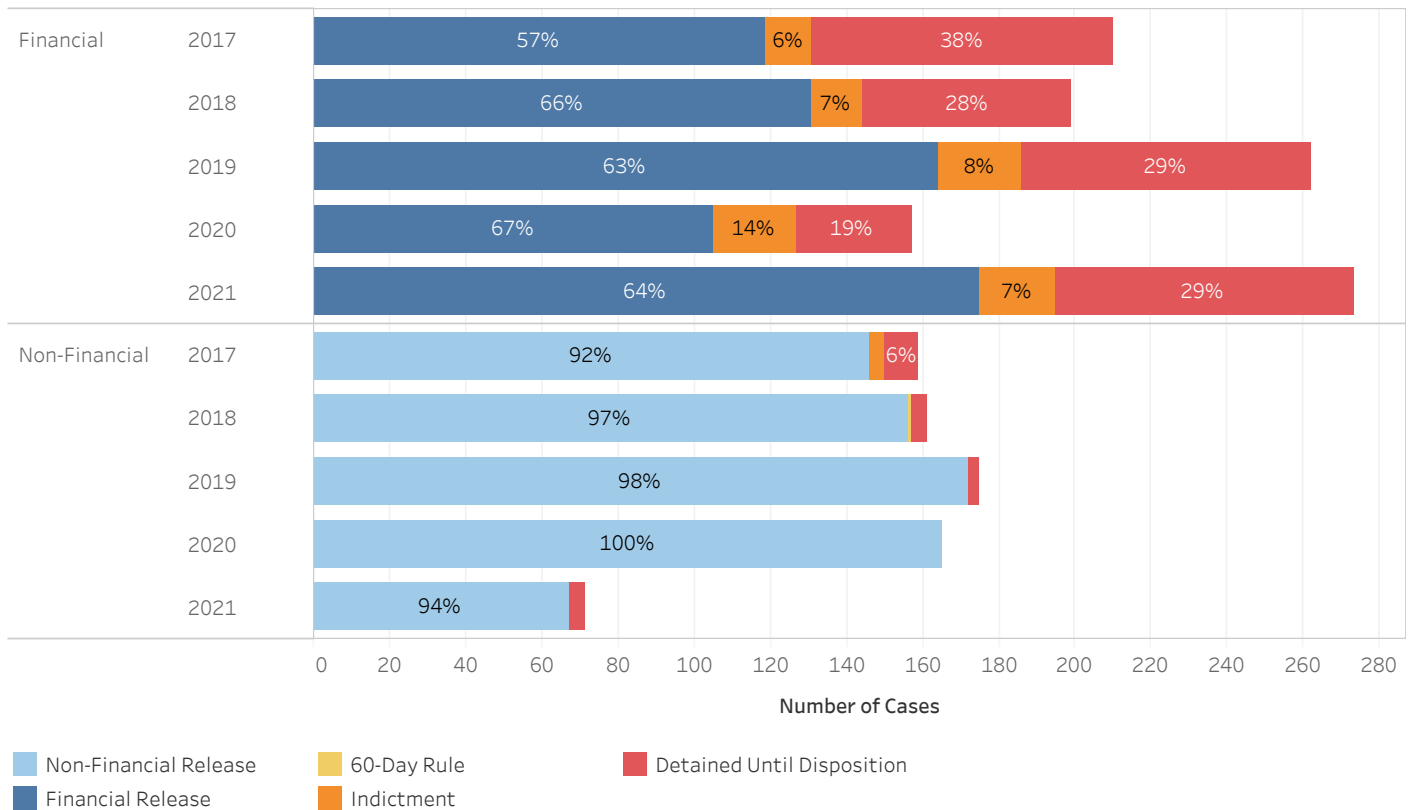
19\_PINS8007

District Court Cases Booked CY 17-21 PENDLETON COUNTY

District Court Release Decision (Bond) Percentage by Year of Case Booking



Number of District Court Cases and Release Outcome for Financial and Non-Financial Bonds  
(Excludes Administrative Release, Release Not Offered, and No Judicial Presentation)



\* Data provided from the Pretrial Information Management System.

\* A single release bond may apply to multiple cases.

\* A single case may have multiple different bonds set over time. Only the most recent release bond is reported for each case.



**ADMINISTRATIVE OFFICE OF THE COURTS**  
**Research and Statistics**

19\_PINS8007

**District Court Cases Booked CY 17-21 PENDLETON COUNTY**

District Court Release Decision and Release Outcome by Year of Case Booking

Year of Date Booked	Release Outcome	Release Decision					Grand Total
		Administrative Release	Non-Financial	Financial	Release Not Offered	No Judicial Presentation	
2017	Administrative Release	34					34
	Non-Financial Release		146				146
	Financial Release			119			119
	Indictment		4	12			16
	Detained Until Disposition		9	79	12	7	107
	<b>Total</b>		<b>34</b>	<b>159</b>	<b>210</b>	<b>12</b>	<b>7</b>
2018	Administrative Release	31					31
	Non-Financial Release		156				156
	Financial Release			131			131
	60-Day Rule		1				1
	Indictment			13		1	14
	Detained Until Disposition		4	55	11	4	74
<b>Total</b>		<b>31</b>	<b>161</b>	<b>199</b>	<b>11</b>	<b>5</b>	<b>407</b>
2019	Administrative Release	52					52
	Non-Financial Release		172				172
	Financial Release			164			164
	Indictment			22	1	1	24
	Detained Until Disposition	1	3	76	11	4	95
	<b>Total</b>		<b>53</b>	<b>175</b>	<b>262</b>	<b>12</b>	<b>5</b>
2020	Administrative Release	121					121
	Non-Financial Release		165				165
	Financial Release			105			105
	Indictment	2		22			24
	Detained Until Disposition	2		30	8		40
	<b>Total</b>		<b>125</b>	<b>165</b>	<b>157</b>	<b>8</b>	
2021	Administrative Release	89					89
	Non-Financial Release		67				67
	Financial Release			175			175
	Indictment	3		20			23
	Detained Until Disposition	6	4	78	9	1	98
	<b>Total</b>		<b>98</b>	<b>71</b>	<b>273</b>	<b>9</b>	<b>1</b>

\* Data provided from the Pretrial Information Management System.

\* A single release bond may apply to multiple cases.

\* A single case may have multiple different bonds set over time. Only the most recent release bond is reported for each case.

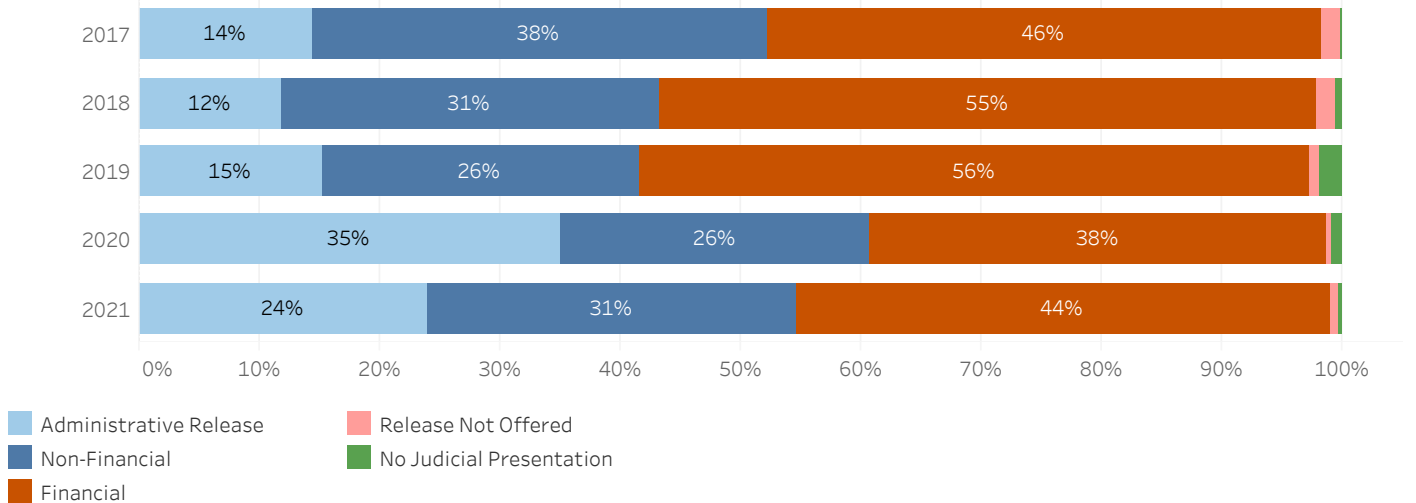


ADMINISTRATIVE OFFICE OF THE COURTS  
Research and Statistics

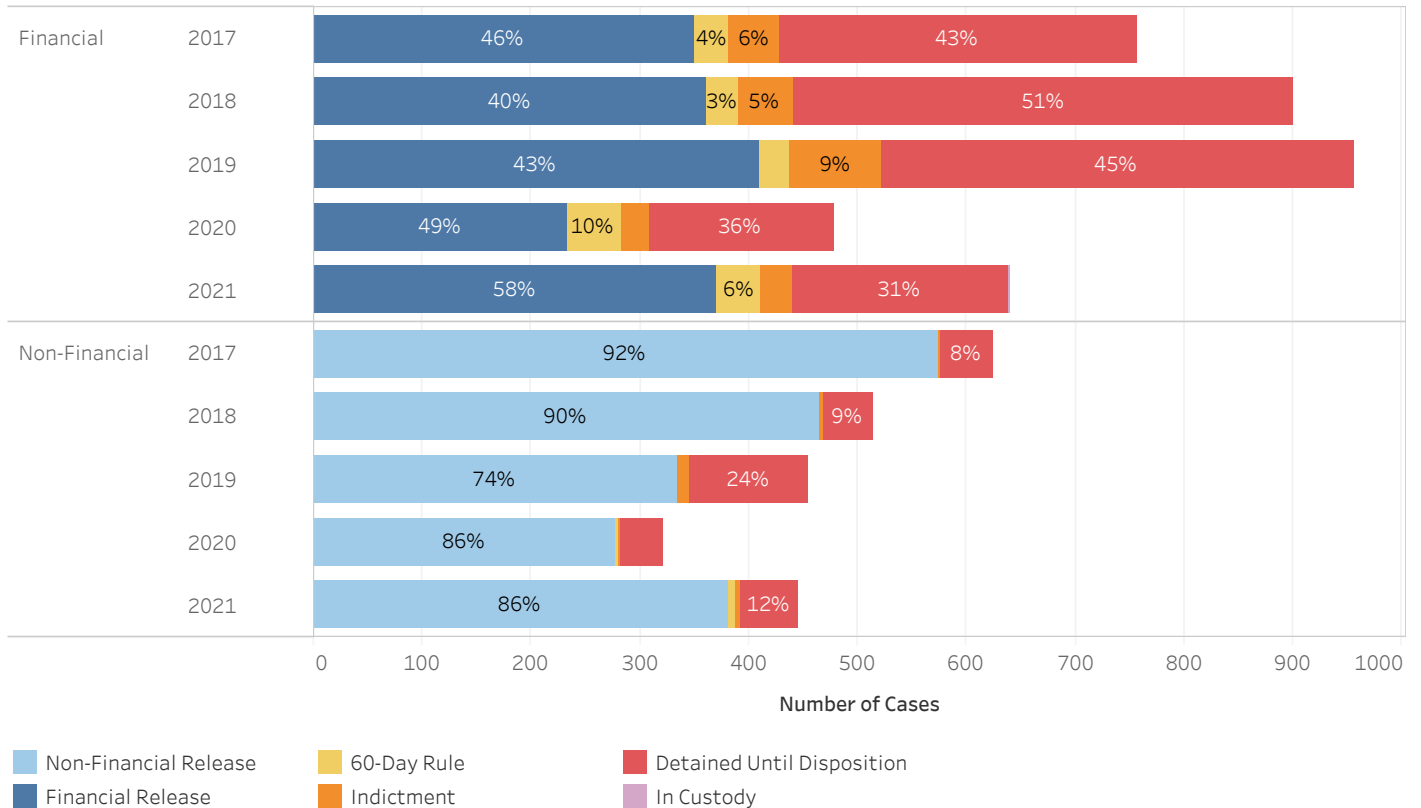
19\_PINS8007

District Court Cases Booked CY 17-21 PERRY COUNTY

District Court Release Decision (Bond) Percentage by Year of Case Booking



Number of District Court Cases and Release Outcome for Financial and Non-Financial Bonds  
(Excludes Administrative Release, Release Not Offered, and No Judicial Presentation)



\* Data provided from the Pretrial Information Management System.

\* A single release bond may apply to multiple cases.

\* A single case may have multiple different bonds set over time. Only the most recent release bond is reported for each case.



**ADMINISTRATIVE OFFICE OF THE COURTS**  
**Research and Statistics**

19\_PINS8007

**District Court Cases Booked CY 17-21 PERRY COUNTY**

District Court Release Decision and Release Outcome by Year of Case Booking

Year of Date Booked	Release Outcome	Release Decision					Grand Total
		Administrative Release	Non-Financial	Financial	Release Not Offered	No Judicial Presentation	
2017	Administrative Release	235					235
	Non-Financial Release		574				574
	Financial Release			350			350
	60-Day Rule			32			32
	Indictment		2	46	1		49
	Detained Until Disposition	2	48	329	25	3	407
	<b>Total</b>	<b>237</b>	<b>624</b>	<b>757</b>	<b>26</b>	<b>3</b>	<b>1,647</b>
2018	Administrative Release	192					192
	Non-Financial Release		465				465
	Financial Release			361			361
	60-Day Rule		1	30			31
	Indictment		3	49		1	53
	Detained Until Disposition	5	45	460	27	9	546
	<b>Total</b>	<b>197</b>	<b>514</b>	<b>900</b>	<b>27</b>	<b>10</b>	<b>1,648</b>
2019	Administrative Release	249					249
	Non-Financial Release		335				335
	Financial Release			409			409
	60-Day Rule			28			28
	Indictment	1	11	85	3	1	101
	Detained Until Disposition	13	109	434	11	33	600
	<b>Total</b>	<b>263</b>	<b>455</b>	<b>956</b>	<b>14</b>	<b>34</b>	<b>1,722</b>
2020	Administrative Release	391					391
	Non-Financial Release		277				277
	Financial Release			234			234
	60-Day Rule		3	49	1		53
	Indictment	3	2	25	1		31
	Detained Until Disposition	47	39	170	3	11	270
	<b>Total</b>	<b>441</b>	<b>321</b>	<b>478</b>	<b>5</b>	<b>11</b>	<b>1,256</b>
2021	Administrative Release	334					334
	Non-Financial Release		382				382
	Financial Release			371			371
	60-Day Rule		6	40			46
	Indictment	1	4	29	2		36
	Detained Until Disposition	15	53	198	9	4	279
	In Custody			1			1
	<b>Total</b>	<b>350</b>	<b>445</b>	<b>639</b>	<b>11</b>	<b>4</b>	<b>1,449</b>

\* Data provided from the Pretrial Information Management System.

\* A single release bond may apply to multiple cases.

\* A single case may have multiple different bonds set over time. Only the most recent release bond is reported for each case.

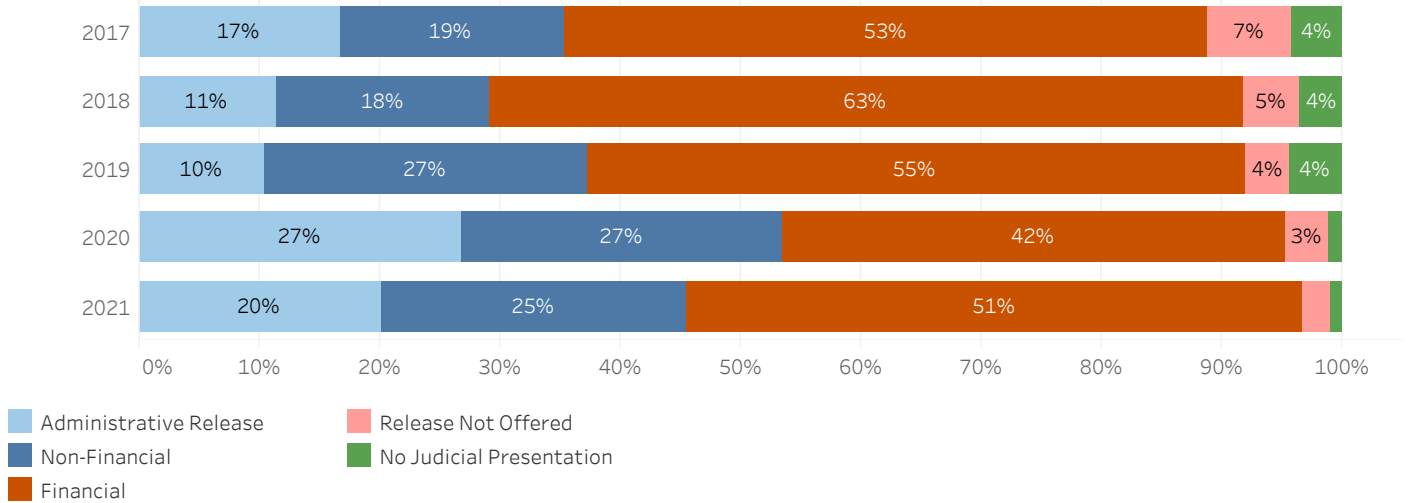


ADMINISTRATIVE OFFICE OF THE COURTS  
Research and Statistics

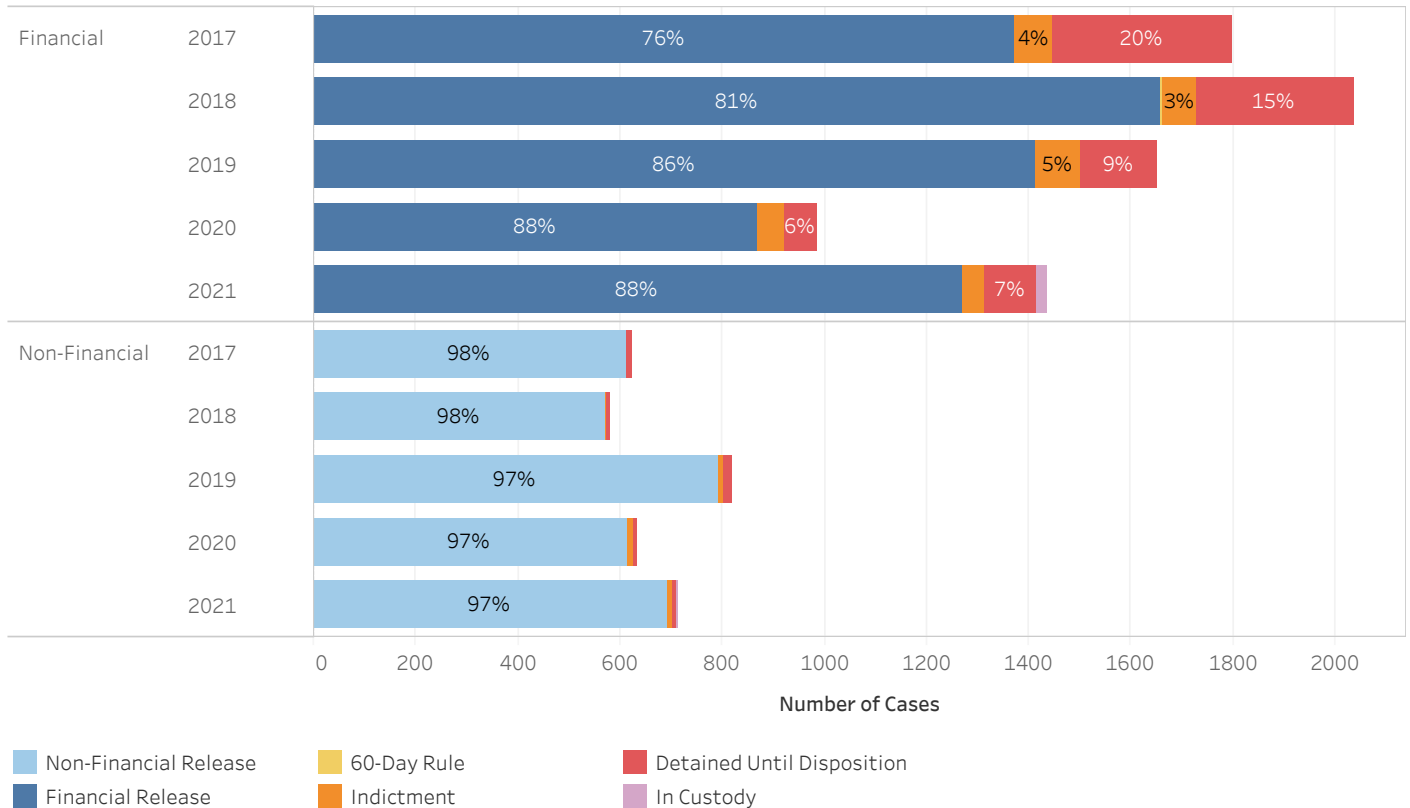
19\_PINS8007

District Court Cases Booked CY 17-21 PIKE COUNTY

District Court Release Decision (Bond) Percentage by Year of Case Booking



Number of District Court Cases and Release Outcome for Financial and Non-Financial Bonds  
(Excludes Administrative Release, Release Not Offered, and No Judicial Presentation)



\* Data provided from the Pretrial Information Management System.

\* A single release bond may apply to multiple cases.

\* A single case may have multiple different bonds set over time. Only the most recent release bond is reported for each case.





**ADMINISTRATIVE OFFICE OF THE COURTS**  
**Research and Statistics**

19\_PINS8007

**District Court Cases Booked CY 17-21 PIKE COUNTY**

District Court Release Decision and Release Outcome by Year of Case Booking

Year of Date Booked	Release Outcome	Release Decision					Grand Total
		Administrative Release	Non-Financial	Financial	Release Not Offered	No Judicial Presentation	
2017	Administrative Release	554					554
	Non-Financial Release		612				612
	Financial Release			1,373			1,373
	Indictment	1	1	73	3		78
	Detained Until Disposition	13	12	352	229	144	750
	<b>Total</b>	<b>568</b>	<b>625</b>	<b>1,798</b>	<b>232</b>	<b>144</b>	<b>3,367</b>
2018	Administrative Release	371					371
	Non-Financial Release		572				572
	Financial Release			1,658			1,658
	60-Day Rule			2			2
	Indictment		1	69	4	2	76
	Detained Until Disposition		8	308	148	116	580
	<b>Total</b>	<b>371</b>	<b>581</b>	<b>2,037</b>	<b>152</b>	<b>118</b>	<b>3,259</b>
2019	Administrative Release	314					314
	Non-Financial Release		791				791
	Financial Release			1,413			1,413
	60-Day Rule			1			1
	Indictment		12	88	6	1	107
	Detained Until Disposition	4	16	148	103	132	403
	<b>Total</b>	<b>318</b>	<b>819</b>	<b>1,650</b>	<b>109</b>	<b>133</b>	<b>3,029</b>
2020	Administrative Release	630					630
	Non-Financial Release		614				614
	Financial Release			868			868
	Indictment	1	12	54	1	2	70
	Detained Until Disposition	6	8	64	80	27	185
	<b>Total</b>	<b>637</b>	<b>634</b>	<b>986</b>	<b>81</b>	<b>29</b>	<b>2,367</b>
2021	Administrative Release	554					554
	Non-Financial Release		693				693
	Financial Release			1,269			1,269
	60-Day Rule			1			1
	Indictment	2	9	44	5	1	61
	Detained Until Disposition	7	8	102	51	28	196
	In Custody		2	20			22
	<b>Total</b>	<b>563</b>	<b>712</b>	<b>1,436</b>	<b>56</b>	<b>29</b>	<b>2,796</b>

\* Data provided from the Pretrial Information Management System.

\* A single release bond may apply to multiple cases.

\* A single case may have multiple different bonds set over time. Only the most recent release bond is reported for each case.

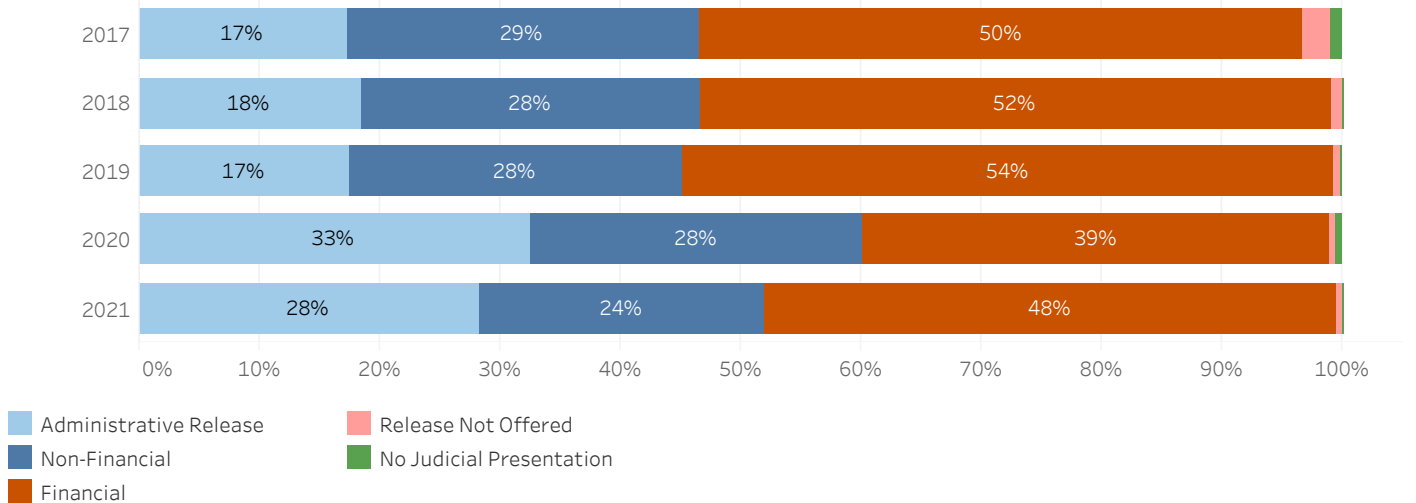


ADMINISTRATIVE OFFICE OF THE COURTS  
Research and Statistics

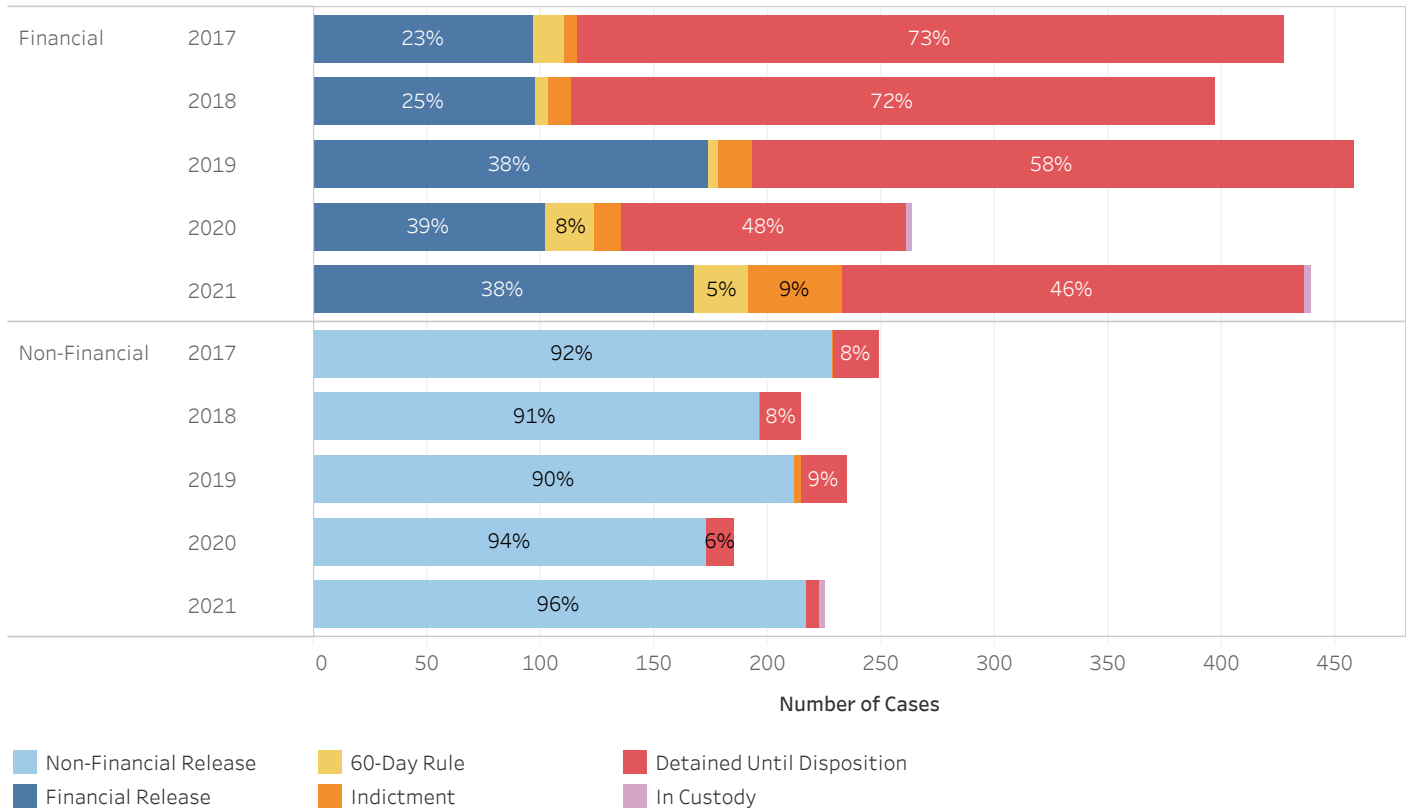
19\_PINS8007

District Court Cases Booked CY 17-21 POWELL COUNTY

District Court Release Decision (Bond) Percentage by Year of Case Booking



Number of District Court Cases and Release Outcome for Financial and Non-Financial Bonds  
(Excludes Administrative Release, Release Not Offered, and No Judicial Presentation)



\* Data provided from the Pretrial Information Management System.

\* A single release bond may apply to multiple cases.

\* A single case may have multiple different bonds set over time. Only the most recent release bond is reported for each case.



**ADMINISTRATIVE OFFICE OF THE COURTS**  
**Research and Statistics**

19\_PINS8007

**District Court Cases Booked CY 17-21 POWELL COUNTY**

District Court Release Decision and Release Outcome by Year of Case Booking

Year of Date Booked	Release Outcome	Release Decision					Grand Total
		Administrative Release	Non-Financial	Financial	Release Not Offered	No Judicial Presentation	
2017	Administrative Release	145					145
	Non-Financial Release		228				228
	Financial Release			97			97
	60-Day Rule			13			13
	Indictment		1	6			7
	Detained Until Disposition	3	20	311	19	8	361
	<b>Total</b>	<b>148</b>	<b>249</b>	<b>427</b>	<b>19</b>	<b>8</b>	<b>851</b>
2018	Administrative Release	135					135
	Non-Financial Release		196				196
	Financial Release			98			98
	60-Day Rule			6			6
	Indictment		1	9			10
	Detained Until Disposition	5	18	284	6	1	314
	<b>Total</b>	<b>140</b>	<b>215</b>	<b>397</b>	<b>6</b>	<b>1</b>	<b>759</b>
2019	Administrative Release	144					144
	Non-Financial Release		212				212
	Financial Release			174			174
	60-Day Rule			4			4
	Indictment		3	15	1		19
	Detained Until Disposition	4	20	265	3	2	294
	<b>Total</b>	<b>148</b>	<b>235</b>	<b>458</b>	<b>4</b>	<b>2</b>	<b>847</b>
2020	Administrative Release	211					211
	Non-Financial Release		173				173
	Financial Release			102			102
	60-Day Rule			22			22
	Indictment	1		12			13
	Detained Until Disposition	9	12	125	3	4	153
	In Custody			2			2
<b>Total</b>	<b>221</b>	<b>185</b>	<b>263</b>	<b>3</b>	<b>4</b>	<b>676</b>	
2021	Administrative Release	254					254
	Non-Financial Release		217				217
	Financial Release			168			168
	60-Day Rule			24			24
	Indictment	1		41			42
	Detained Until Disposition	14	6	203	4	1	228
	In Custody		2	3			5
<b>Total</b>	<b>269</b>	<b>225</b>	<b>439</b>	<b>4</b>	<b>1</b>	<b>938</b>	

\* Data provided from the Pretrial Information Management System.

\* A single release bond may apply to multiple cases.

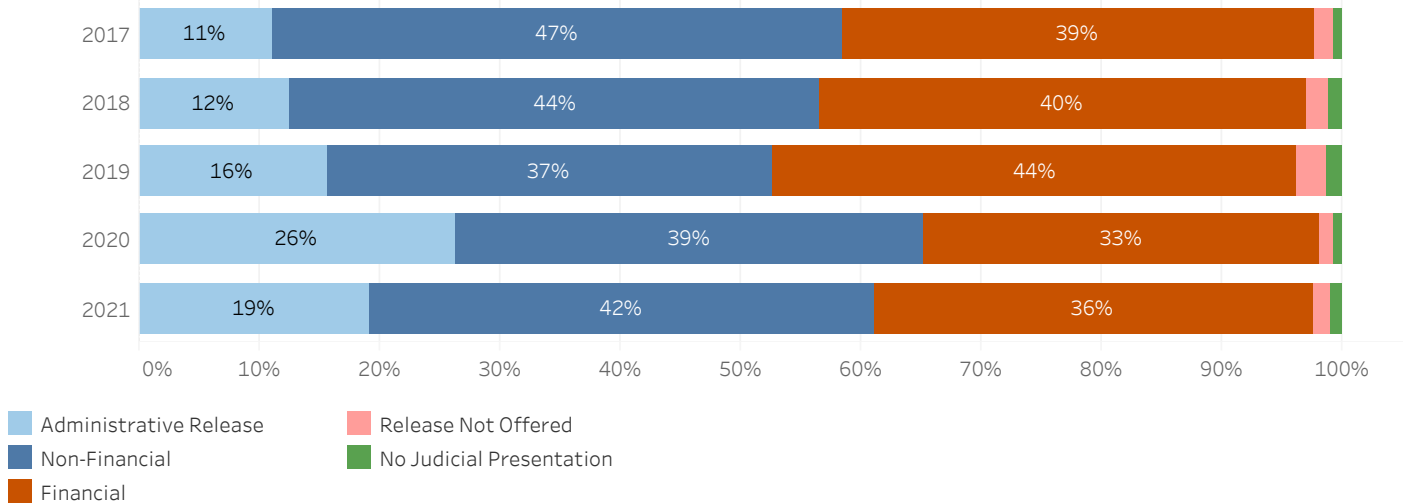
\* A single case may have multiple different bonds set over time. Only the most recent release bond is reported for each case.



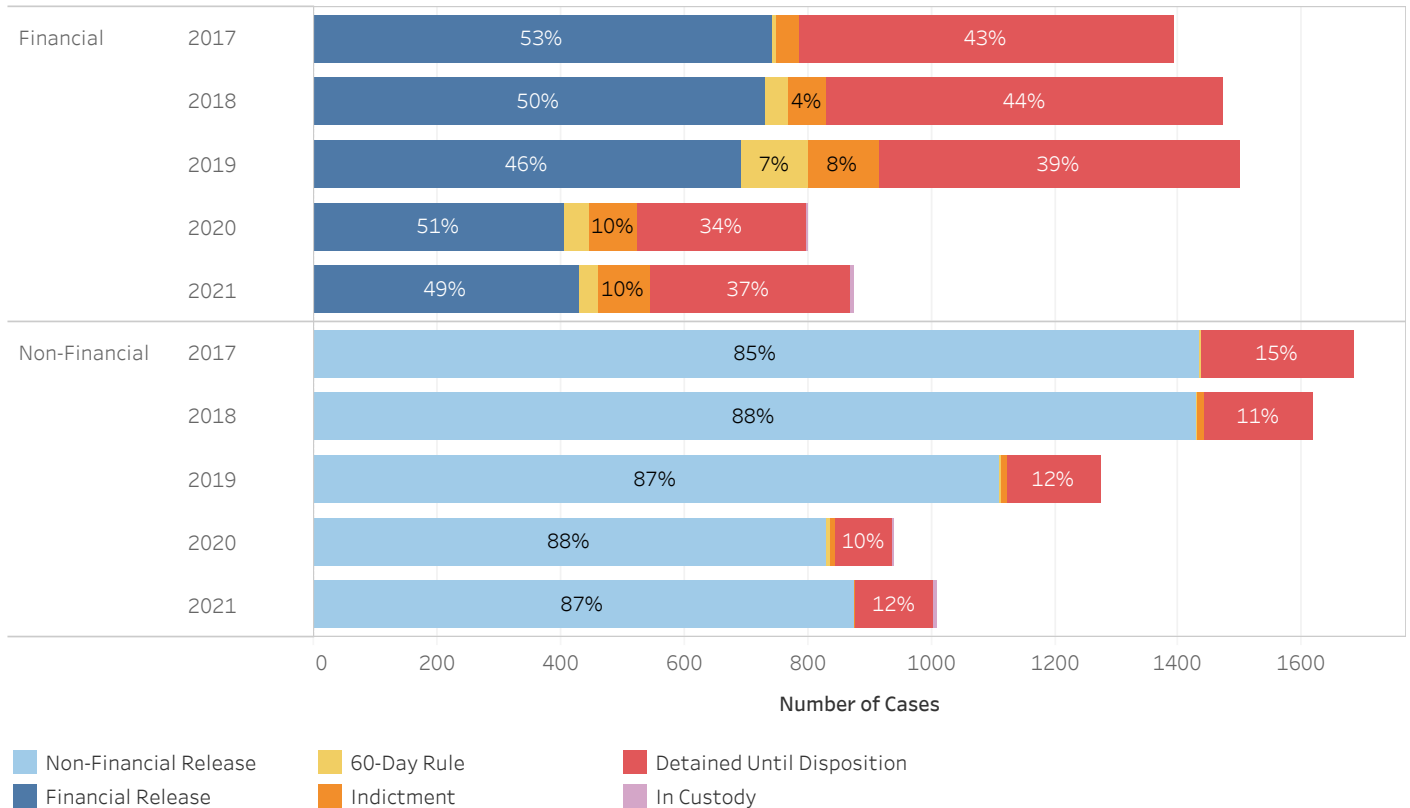
ADMINISTRATIVE OFFICE OF THE COURTS  
Research and Statistics

District Court Cases Booked CY 17-21 PULASKI COUNTY

District Court Release Decision (Bond) Percentage by Year of Case Booking



Number of District Court Cases and Release Outcome for Financial and Non-Financial Bonds  
(Excludes Administrative Release, Release Not Offered, and No Judicial Presentation)



\* Data provided from the Pretrial Information Management System.

\* A single release bond may apply to multiple cases.

\* A single case may have multiple different bonds set over time. Only the most recent release bond is reported for each case.



**ADMINISTRATIVE OFFICE OF THE COURTS**  
**Research and Statistics**

19\_PINS8007

**District Court Cases Booked CY 17-21 PULASKI COUNTY**

District Court Release Decision and Release Outcome by Year of Case Booking

Year of Date Booked	Release Outcome	Release Decision					Grand Total
		Administrative Release	Non-Financial	Financial	Release Not Offered	No Judicial Presentation	
2017	Administrative Release	391					391
	Non-Financial Release		1,435				1,435
	Financial Release			744			744
	60-Day Rule		1	4	1		6
	Indictment		2	40	2		44
	Detained Until Disposition	4	246	604	53	27	934
	<b>Total</b>	<b>395</b>	<b>1,684</b>	<b>1,392</b>	<b>56</b>	<b>27</b>	<b>3,554</b>
2018	Administrative Release	455					455
	Non-Financial Release		1,430				1,430
	Financial Release			733			733
	60-Day Rule		3	35	4		42
	Indictment		9	62	5		76
	Detained Until Disposition	3	176	643	60	43	925
	<b>Total</b>	<b>458</b>	<b>1,618</b>	<b>1,473</b>	<b>69</b>	<b>43</b>	<b>3,661</b>
2019	Administrative Release	531					531
	Non-Financial Release		1,110				1,110
	Financial Release			694			694
	60-Day Rule		3	108	16		127
	Indictment		11	113	14	4	142
	Detained Until Disposition	9	151	584	53	43	840
	<b>Total</b>	<b>540</b>	<b>1,275</b>	<b>1,499</b>	<b>83</b>	<b>47</b>	<b>3,444</b>
2020	Administrative Release	623					623
	Non-Financial Release		830				830
	Financial Release			406			406
	60-Day Rule		6	41	1		48
	Indictment	5	8	77	2		92
	Detained Until Disposition	8	95	274	22	20	419
	In Custody		1	1			2
<b>Total</b>	<b>636</b>	<b>940</b>	<b>799</b>	<b>25</b>	<b>20</b>	<b>2,420</b>	
2021	Administrative Release	444					444
	Non-Financial Release		874				874
	Financial Release			430			430
	60-Day Rule			32	1		33
	Indictment	1	5	85	1	1	93
	Detained Until Disposition	14	126	322	31	24	517
	In Custody	1	5	6			12
<b>Total</b>	<b>460</b>	<b>1,010</b>	<b>875</b>	<b>33</b>	<b>25</b>	<b>2,403</b>	

\* Data provided from the Pretrial Information Management System.

\* A single release bond may apply to multiple cases.

\* A single case may have multiple different bonds set over time. Only the most recent release bond is reported for each case.

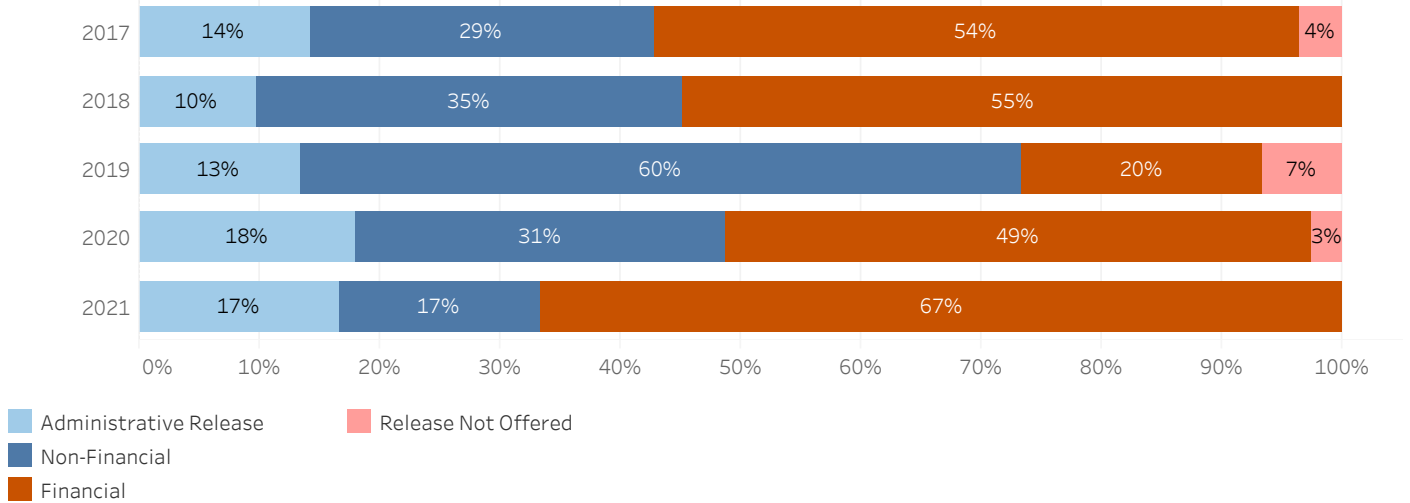


ADMINISTRATIVE OFFICE OF THE COURTS  
Research and Statistics

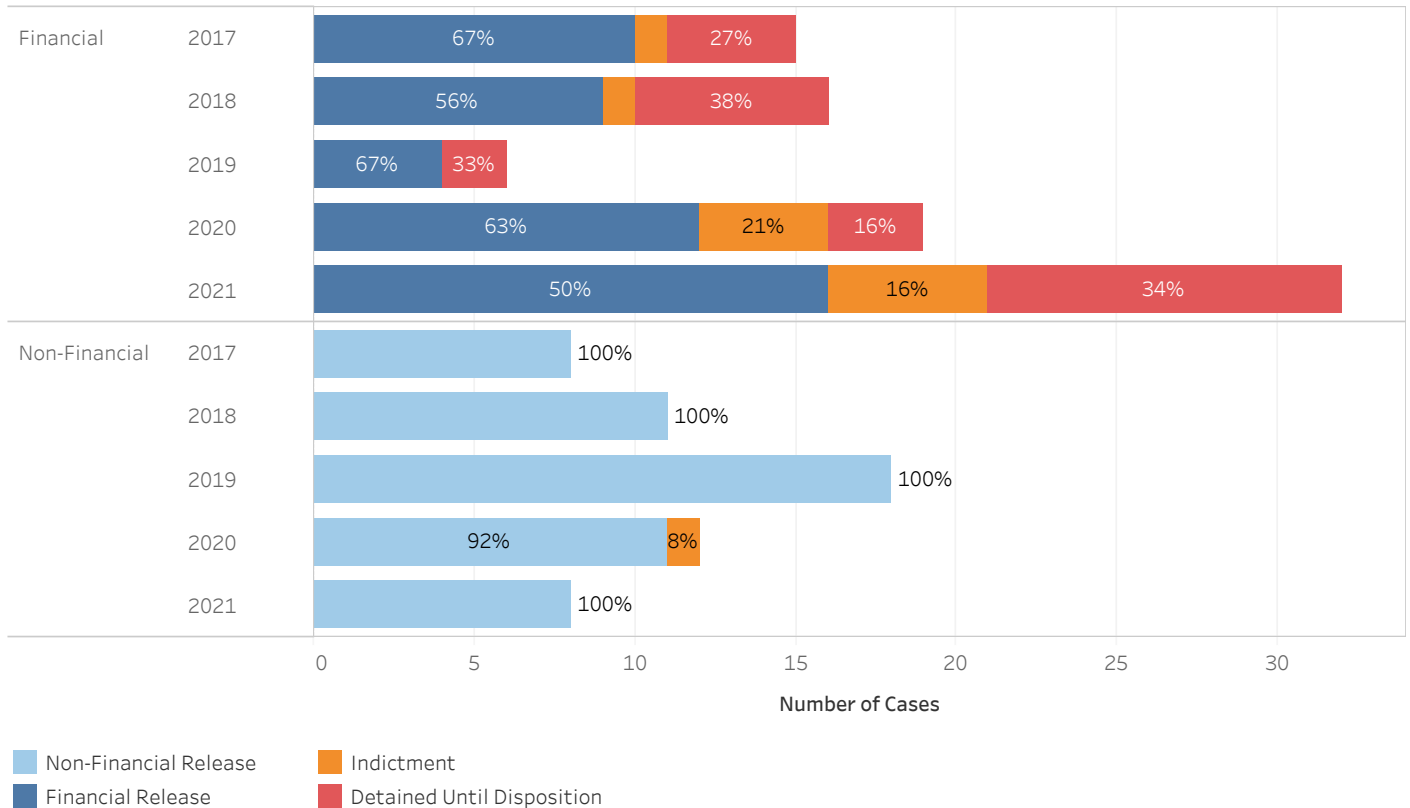
19\_PINS8007

District Court Cases Booked CY 17-21 ROBERTSON COUNTY

District Court Release Decision (Bond) Percentage by Year of Case Booking



Number of District Court Cases and Release Outcome for Financial and Non-Financial Bonds  
(Excludes Administrative Release, Release Not Offered, and No Judicial Presentation)



\* Data provided from the Pretrial Information Management System.

\* A single release bond may apply to multiple cases.

\* A single case may have multiple different bonds set over time. Only the most recent release bond is reported for each case.



**ADMINISTRATIVE OFFICE OF THE COURTS**  
**Research and Statistics**

19\_PINS8007

**District Court Cases Booked CY 17-21 ROBERTSON COUNTY**

District Court Release Decision and Release Outcome by Year of Case Booking

Year of Date Booked	Release Outcome	Release Decision			Release Not Offered	Grand Total
		Administrative Release	Non-Financial	Financial		
2017	Administrative Release	4				4
	Non-Financial Release		8			8
	Financial Release			10		10
	Indictment			1		1
	Detained Until Disposition			4	1	5
	<b>Total</b>		<b>4</b>	<b>8</b>	<b>15</b>	<b>1</b>
2018	Administrative Release	3				3
	Non-Financial Release		11			11
	Financial Release			9		9
	Indictment			1		1
	Detained Until Disposition			6		6
	<b>Total</b>		<b>3</b>	<b>11</b>	<b>16</b>	
2019	Administrative Release	4				4
	Non-Financial Release		18			18
	Financial Release			4		4
	Indictment				1	1
	Detained Until Disposition			2	1	3
	<b>Total</b>		<b>4</b>	<b>18</b>	<b>6</b>	<b>2</b>
2020	Administrative Release	7				7
	Non-Financial Release		11			11
	Financial Release			12		12
	Indictment		1	4	1	6
	Detained Until Disposition			3		3
	<b>Total</b>		<b>7</b>	<b>12</b>	<b>19</b>	<b>1</b>
2021	Administrative Release	8				8
	Non-Financial Release		8			8
	Financial Release			16		16
	Indictment			5		5
	Detained Until Disposition			11		11
	<b>Total</b>		<b>8</b>	<b>8</b>	<b>32</b>	

\* Data provided from the Pretrial Information Management System.

\* A single release bond may apply to multiple cases.

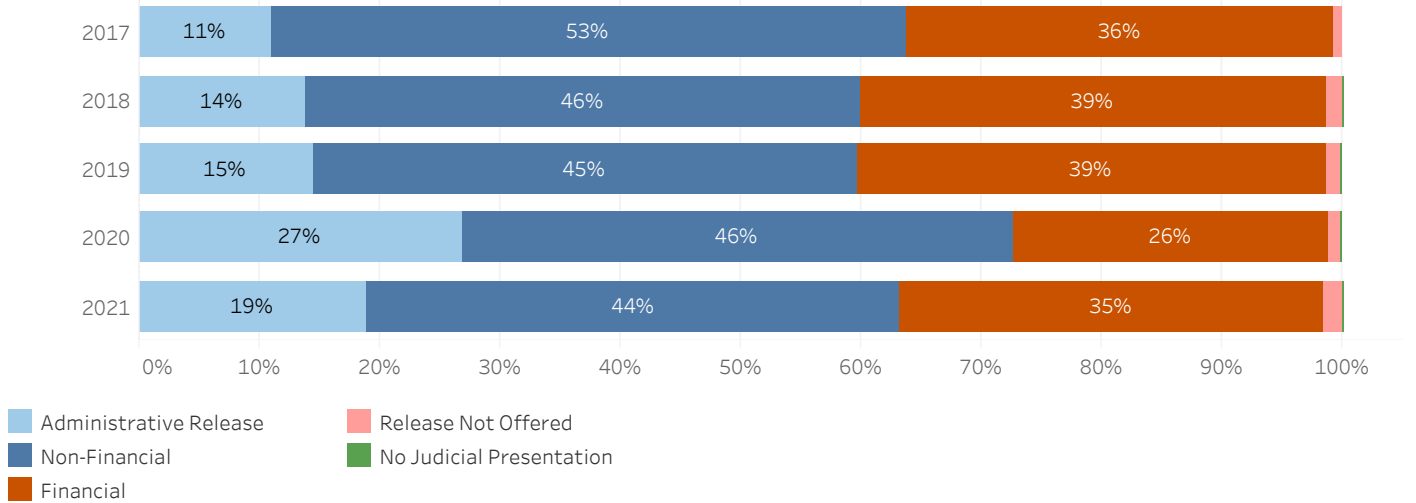
\* A single case may have multiple different bonds set over time. Only the most recent release bond is reported for each case.



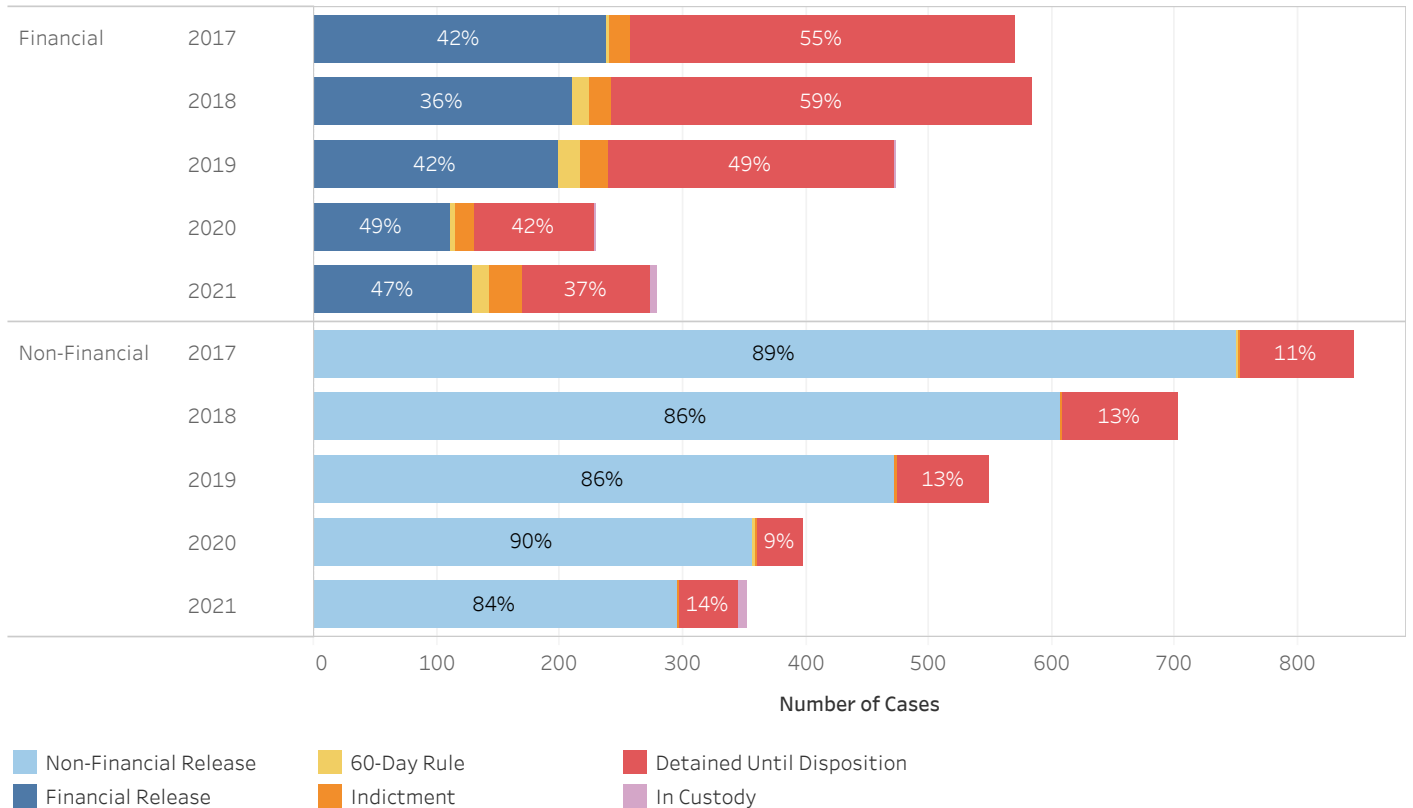
ADMINISTRATIVE OFFICE OF THE COURTS  
Research and Statistics

District Court Cases Booked CY 17-21 ROCKCASTLE COUNTY

District Court Release Decision (Bond) Percentage by Year of Case Booking



Number of District Court Cases and Release Outcome for Financial and Non-Financial Bonds  
(Excludes Administrative Release, Release Not Offered, and No Judicial Presentation)



\* Data provided from the Pretrial Information Management System.

\* A single release bond may apply to multiple cases.

\* A single case may have multiple different bonds set over time. Only the most recent release bond is reported for each case.





**ADMINISTRATIVE OFFICE OF THE COURTS**  
**Research and Statistics**

19\_PINS8007

**District Court Cases Booked CY 17-21 ROCKCASTLE COUNTY**

District Court Release Decision and Release Outcome by Year of Case Booking

Year of Date Booked	Release Outcome	Release Decision					Grand Total
		Administrative Release	Non-Financial	Financial	Release Not Offered	No Judicial Presentation	
2017	Administrative Release	175					175
	Non-Financial Release		751				751
	Financial Release			238			238
	60-Day Rule		1	3			4
	Indictment		1	16			17
	Detained Until Disposition	1	92	313	12		418
	<b>Total</b>	<b>176</b>	<b>845</b>	<b>570</b>	<b>12</b>		<b>1,603</b>
2018	Administrative Release	201					201
	Non-Financial Release		607				607
	Financial Release			211			211
	60-Day Rule			13			13
	Indictment		1	18	1	1	21
	Detained Until Disposition	8	94	342	14		458
	<b>Total</b>	<b>209</b>	<b>702</b>	<b>584</b>	<b>15</b>	<b>1</b>	<b>1,511</b>
2019	Administrative Release	169					169
	Non-Financial Release		472				472
	Financial Release			199			199
	60-Day Rule			19	1		20
	Indictment		3	22			25
	Detained Until Disposition	9	74	232	14	2	331
	In Custody			1			1
<b>Total</b>	<b>178</b>	<b>549</b>	<b>473</b>	<b>15</b>	<b>2</b>	<b>1,217</b>	
2020	Administrative Release	226					226
	Non-Financial Release		357				357
	Financial Release			112			112
	60-Day Rule		2	4	1		7
	Indictment	1	2	15	1		19
	Detained Until Disposition	8	37	97	6	2	150
	In Custody			1			1
<b>Total</b>	<b>235</b>	<b>398</b>	<b>229</b>	<b>8</b>	<b>2</b>	<b>872</b>	
2021	Administrative Release	138					138
	Non-Financial Release		296				296
	Financial Release			130			130
	60-Day Rule			13			13
	Indictment	1	1	27			29
	Detained Until Disposition	11	48	104	10	1	174
	In Custody		8	5			13
<b>Total</b>	<b>150</b>	<b>353</b>	<b>279</b>	<b>10</b>	<b>1</b>	<b>793</b>	

\* Data provided from the Pretrial Information Management System.

\* A single release bond may apply to multiple cases.

\* A single case may have multiple different bonds set over time. Only the most recent release bond is reported for each case.

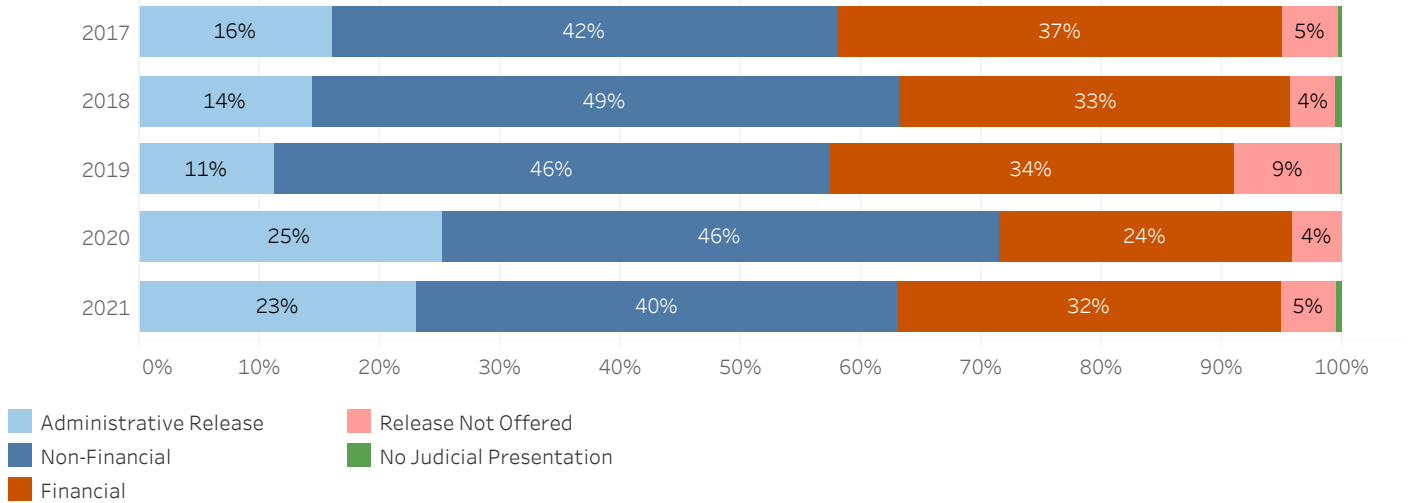


ADMINISTRATIVE OFFICE OF THE COURTS  
Research and Statistics

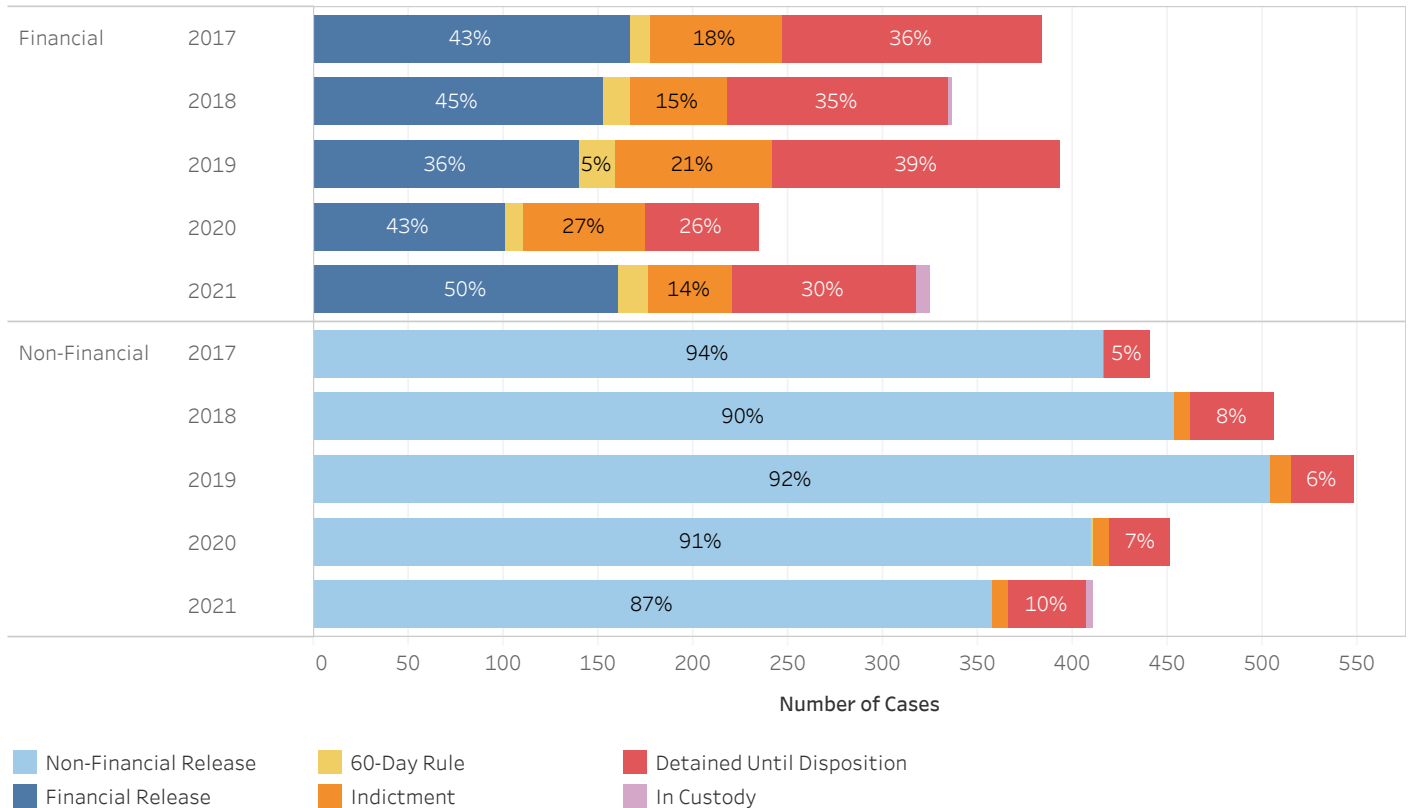
19\_PINS8007

District Court Cases Booked CY 17-21 ROWAN COUNTY

District Court Release Decision (Bond) Percentage by Year of Case Booking



Number of District Court Cases and Release Outcome for Financial and Non-Financial Bonds  
(Excludes Administrative Release, Release Not Offered, and No Judicial Presentation)



\* Data provided from the Pretrial Information Management System.

\* A single release bond may apply to multiple cases.

\* A single case may have multiple different bonds set over time. Only the most recent release bond is reported for each case.



**ADMINISTRATIVE OFFICE OF THE COURTS**  
**Research and Statistics**

19\_PINS8007

**District Court Cases Booked CY 17-21 ROWAN COUNTY**

District Court Release Decision and Release Outcome by Year of Case Booking

Year of Date Booked	Release Outcome	Release Decision					Grand Total
		Administrative Release	Non-Financial	Financial	Release Not Offered	No Judicial Presentation	
2017	Administrative Release	166		2			168
	Non-Financial Release		416				416
	Financial Release			167			167
	60-Day Rule			11	1		12
	Indictment		1	69	3	2	75
	Detained Until Disposition	3	24	137	44	1	209
	<b>Total</b>	<b>169</b>	<b>441</b>	<b>386</b>	<b>48</b>	<b>3</b>	<b>1,047</b>
2018	Administrative Release	147					147
	Non-Financial Release		454				454
	Financial Release			153			153
	60-Day Rule			14			14
	Indictment		9	51	2		62
	Detained Until Disposition	2	43	117	36	6	204
	In Custody			2			2
<b>Total</b>	<b>149</b>	<b>506</b>	<b>337</b>	<b>38</b>	<b>6</b>	<b>1,036</b>	
2019	Administrative Release	130					130
	Non-Financial Release		505				505
	Financial Release			140			140
	60-Day Rule			19	2		21
	Indictment		10	83	10		103
	Detained Until Disposition	4	33	152	89	2	280
	<b>Total</b>	<b>134</b>	<b>548</b>	<b>394</b>	<b>101</b>	<b>2</b>	<b>1,179</b>
2020	Administrative Release	233					233
	Non-Financial Release		410				410
	Financial Release			101			101
	60-Day Rule		1	10			11
	Indictment	4	9	64	1		78
	Detained Until Disposition	10	32	60	38		140
	<b>Total</b>	<b>247</b>	<b>452</b>	<b>235</b>	<b>39</b>		<b>973</b>
2021	Administrative Release	221					221
	Non-Financial Release		358				358
	Financial Release			161			161
	60-Day Rule			16			16
	Indictment	1	8	44	9		62
	Detained Until Disposition	15	41	97	35	4	192
	In Custody		4	7	1		12
<b>Total</b>	<b>237</b>	<b>411</b>	<b>325</b>	<b>45</b>	<b>4</b>	<b>1,022</b>	

\* Data provided from the Pretrial Information Management System.

\* A single release bond may apply to multiple cases.

\* A single case may have multiple different bonds set over time. Only the most recent release bond is reported for each case.

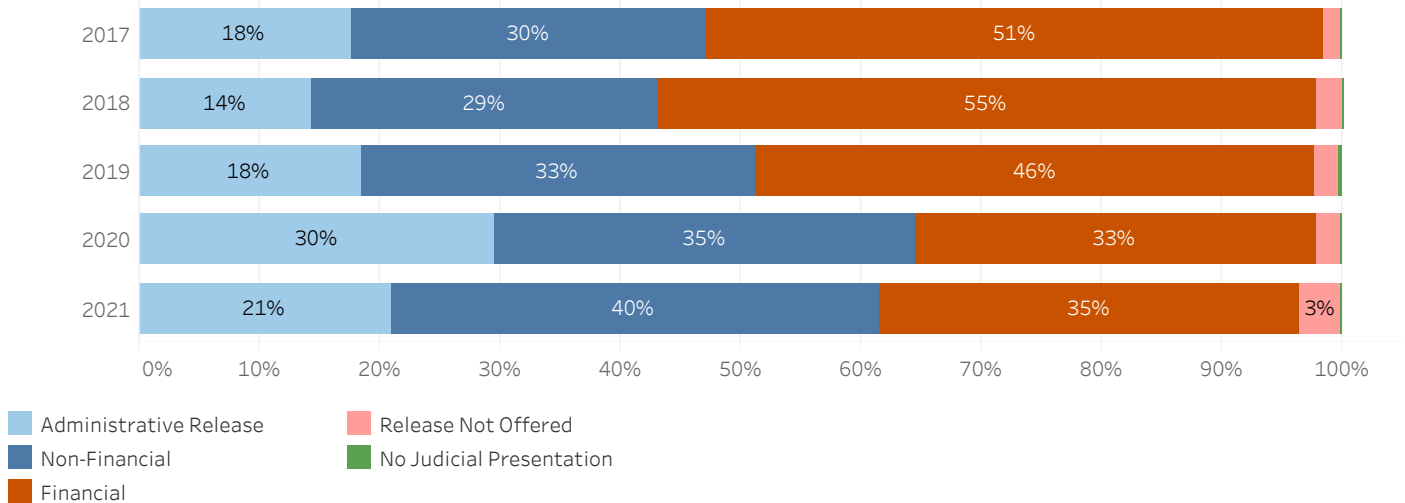


ADMINISTRATIVE OFFICE OF THE COURTS  
Research and Statistics

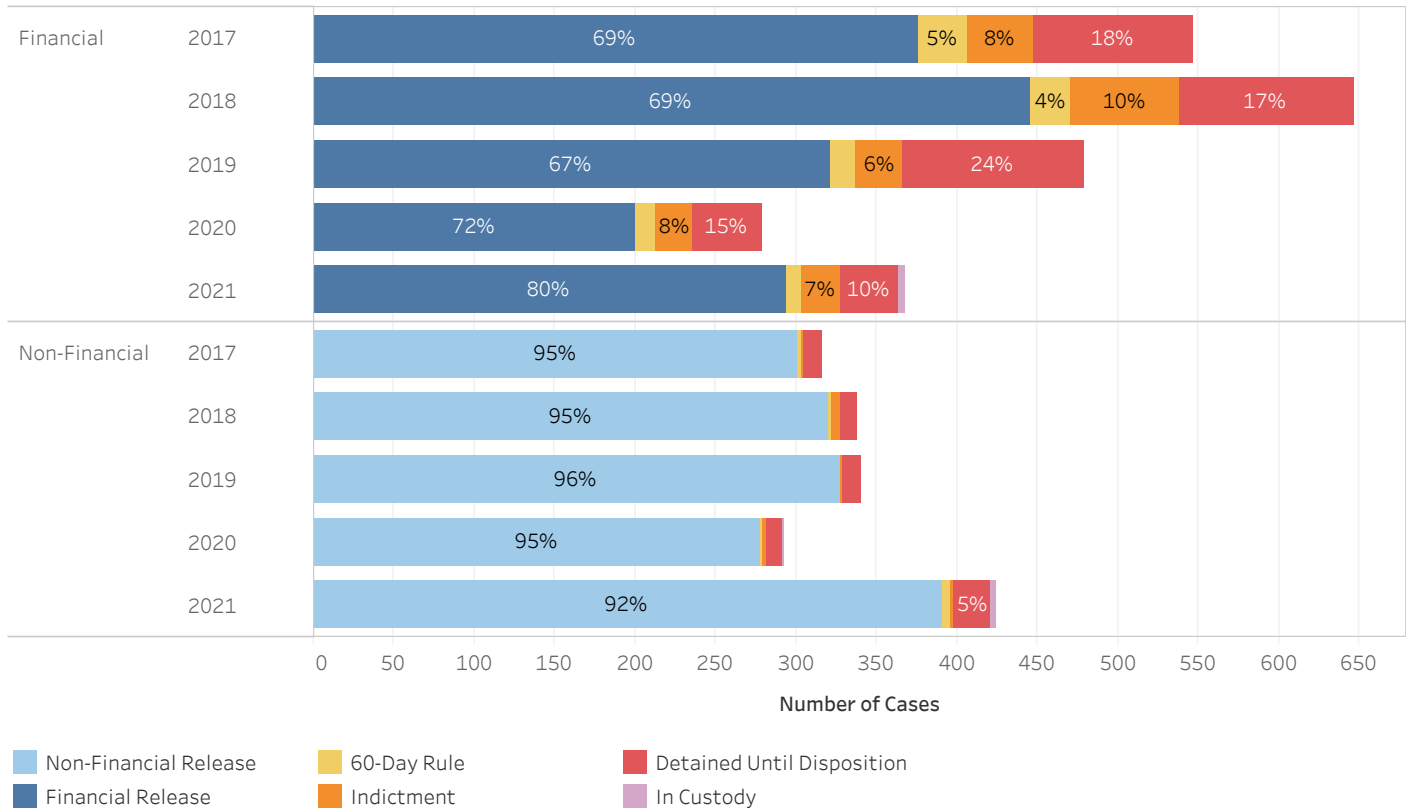
19\_PINS8007

District Court Cases Booked CY 17-21 RUSSELL COUNTY

District Court Release Decision (Bond) Percentage by Year of Case Booking



Number of District Court Cases and Release Outcome for Financial and Non-Financial Bonds  
(Excludes Administrative Release, Release Not Offered, and No Judicial Presentation)



\* Data provided from the Pretrial Information Management System.

\* A single release bond may apply to multiple cases.

\* A single case may have multiple different bonds set over time. Only the most recent release bond is reported for each case.



**ADMINISTRATIVE OFFICE OF THE COURTS**  
**Research and Statistics**

19\_PINS8007

**District Court Cases Booked CY 17-21 RUSSELL COUNTY**

District Court Release Decision and Release Outcome by Year of Case Booking

Year of Date Booked	Release Outcome	Release Decision					Grand Total
		Administrative Release	Non-Financial	Financial	Release Not Offered	No Judicial Presentation	
2017	Administrative Release	182					182
	Non-Financial Release		301				301
	Financial Release			376			376
	60-Day Rule		2	30	1	1	34
	Indictment		1	41			42
	Detained Until Disposition	5	12	99	14	1	131
	<b>Total</b>	<b>187</b>	<b>316</b>	<b>546</b>	<b>15</b>	<b>2</b>	<b>1,066</b>
2018	Administrative Release	167					167
	Non-Financial Release		320				320
	Financial Release			445			445
	60-Day Rule		2	26	2		30
	Indictment	1	5	67	2		75
	Detained Until Disposition	2	11	108	21	1	143
	<b>Total</b>	<b>170</b>	<b>338</b>	<b>646</b>	<b>25</b>	<b>1</b>	<b>1,180</b>
2019	Administrative Release	188					188
	Non-Financial Release		327				327
	Financial Release			321			321
	60-Day Rule			16	3		19
	Indictment		1	29			30
	Detained Until Disposition	3	12	113	18	2	148
	<b>Total</b>	<b>191</b>	<b>340</b>	<b>479</b>	<b>21</b>	<b>2</b>	<b>1,033</b>
2020	Administrative Release	243					243
	Non-Financial Release		278				278
	Financial Release			200			200
	60-Day Rule		1	13	3		17
	Indictment	3	2	23			28
	Detained Until Disposition	3	11	43	14	2	73
	In Custody		1				1
<b>Total</b>	<b>249</b>	<b>293</b>	<b>279</b>	<b>17</b>	<b>2</b>	<b>840</b>	
2021	Administrative Release	213					213
	Non-Financial Release		391				391
	Financial Release			294			294
	60-Day Rule		5	9			14
	Indictment	1	2	24	1		28
	Detained Until Disposition	7	23	36	32	1	99
	In Custody		3	4	1		8
<b>Total</b>	<b>221</b>	<b>424</b>	<b>367</b>	<b>34</b>	<b>1</b>	<b>1,047</b>	

\* Data provided from the Pretrial Information Management System.

\* A single release bond may apply to multiple cases.

\* A single case may have multiple different bonds set over time. Only the most recent release bond is reported for each case.

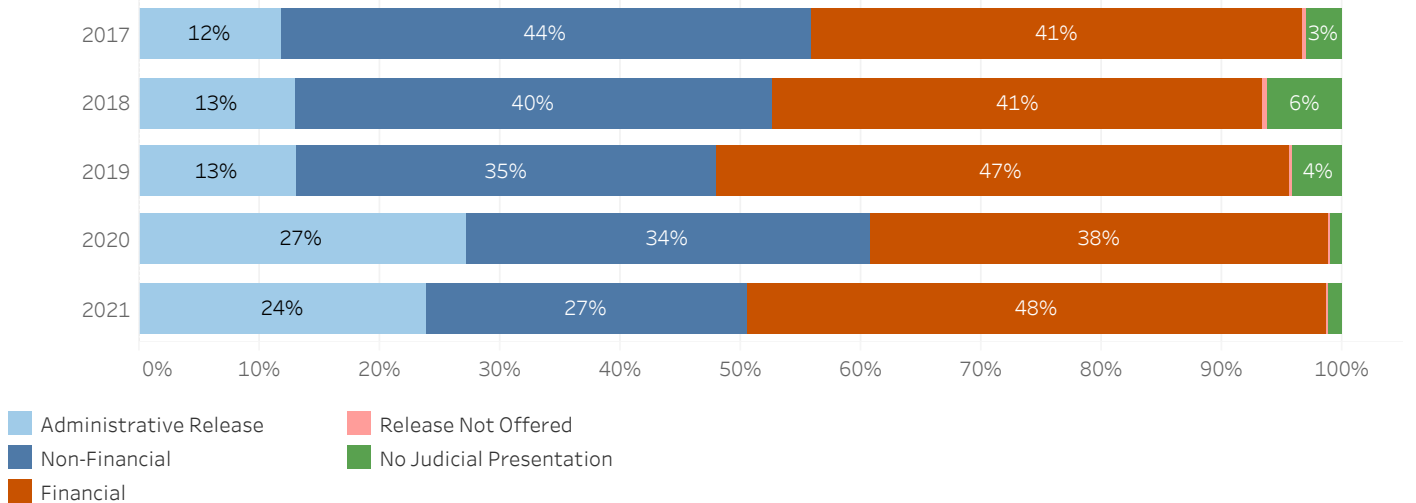


ADMINISTRATIVE OFFICE OF THE COURTS  
Research and Statistics

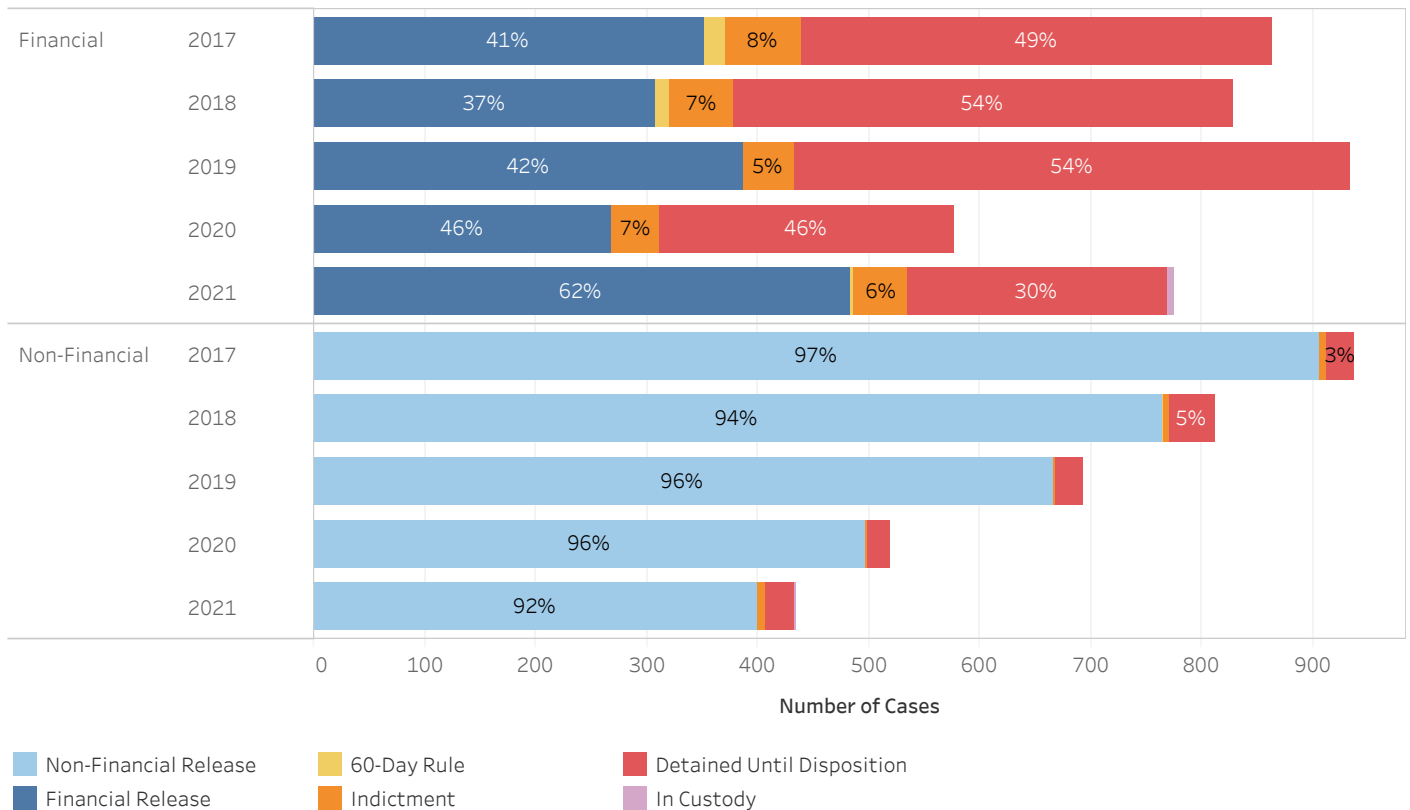
19\_PINS8007

District Court Cases Booked CY 17-21 SCOTT COUNTY

District Court Release Decision (Bond) Percentage by Year of Case Booking



Number of District Court Cases and Release Outcome for Financial and Non-Financial Bonds  
(Excludes Administrative Release, Release Not Offered, and No Judicial Presentation)



\* Data provided from the Pretrial Information Management System.

\* A single release bond may apply to multiple cases.

\* A single case may have multiple different bonds set over time. Only the most recent release bond is reported for each case.



**ADMINISTRATIVE OFFICE OF THE COURTS**  
**Research and Statistics**

19\_PINS8007

**District Court Cases Booked CY 17-21 SCOTT COUNTY**

District Court Release Decision and Release Outcome by Year of Case Booking

Year of Date Booked	Release Outcome	Release Decision					Grand Total
		Administrative Release	Non-Financial	Financial	Release Not Offered	No Judicial Presentation	
2017	Administrative Release	253					253
	Non-Financial Release		906				906
	Financial Release			353			353
	60-Day Rule			18			18
	Indictment		6	68		1	75
	Detained Until Disposition		25	425	7	62	519
	<b>Total</b>		<b>253</b>	<b>937</b>	<b>864</b>	<b>7</b>	<b>63</b>
2018	Administrative Release	259					259
	Non-Financial Release		765				765
	Financial Release			308			308
	60-Day Rule		1	12			13
	Indictment		4	58		1	63
	Detained Until Disposition	4	41	450	6	128	629
	<b>Total</b>		<b>263</b>	<b>811</b>	<b>828</b>	<b>6</b>	<b>129</b>
2019	Administrative Release	257					257
	Non-Financial Release		666				666
	Financial Release			388			388
	Indictment		2	45	2		49
	Detained Until Disposition	1	25	501	4	83	614
	<b>Total</b>		<b>258</b>	<b>693</b>	<b>934</b>	<b>6</b>	<b>83</b>
2020	Administrative Release	409					409
	Non-Financial Release		497				497
	Financial Release			268			268
	60-Day Rule			1			1
	Indictment		2	42		1	45
	Detained Until Disposition	11	20	266	2	15	314
	<b>Total</b>		<b>420</b>	<b>519</b>	<b>577</b>	<b>2</b>	<b>16</b>
2021	Administrative Release	383					383
	Non-Financial Release		399				399
	Financial Release			484			484
	60-Day Rule			2			2
	Indictment	3	8	50		1	62
	Detained Until Disposition	5	26	233	2	17	283
	In Custody		1	6			7
	<b>Total</b>		<b>391</b>	<b>434</b>	<b>775</b>	<b>2</b>	<b>18</b>

\* Data provided from the Pretrial Information Management System.

\* A single release bond may apply to multiple cases.

\* A single case may have multiple different bonds set over time. Only the most recent release bond is reported for each case.

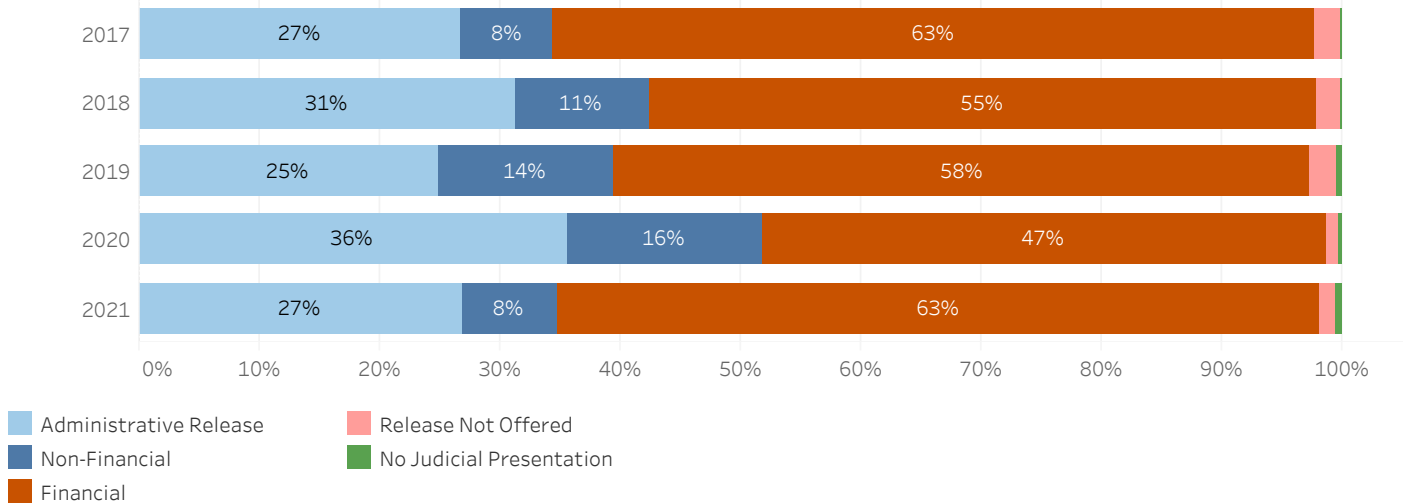


ADMINISTRATIVE OFFICE OF THE COURTS  
Research and Statistics

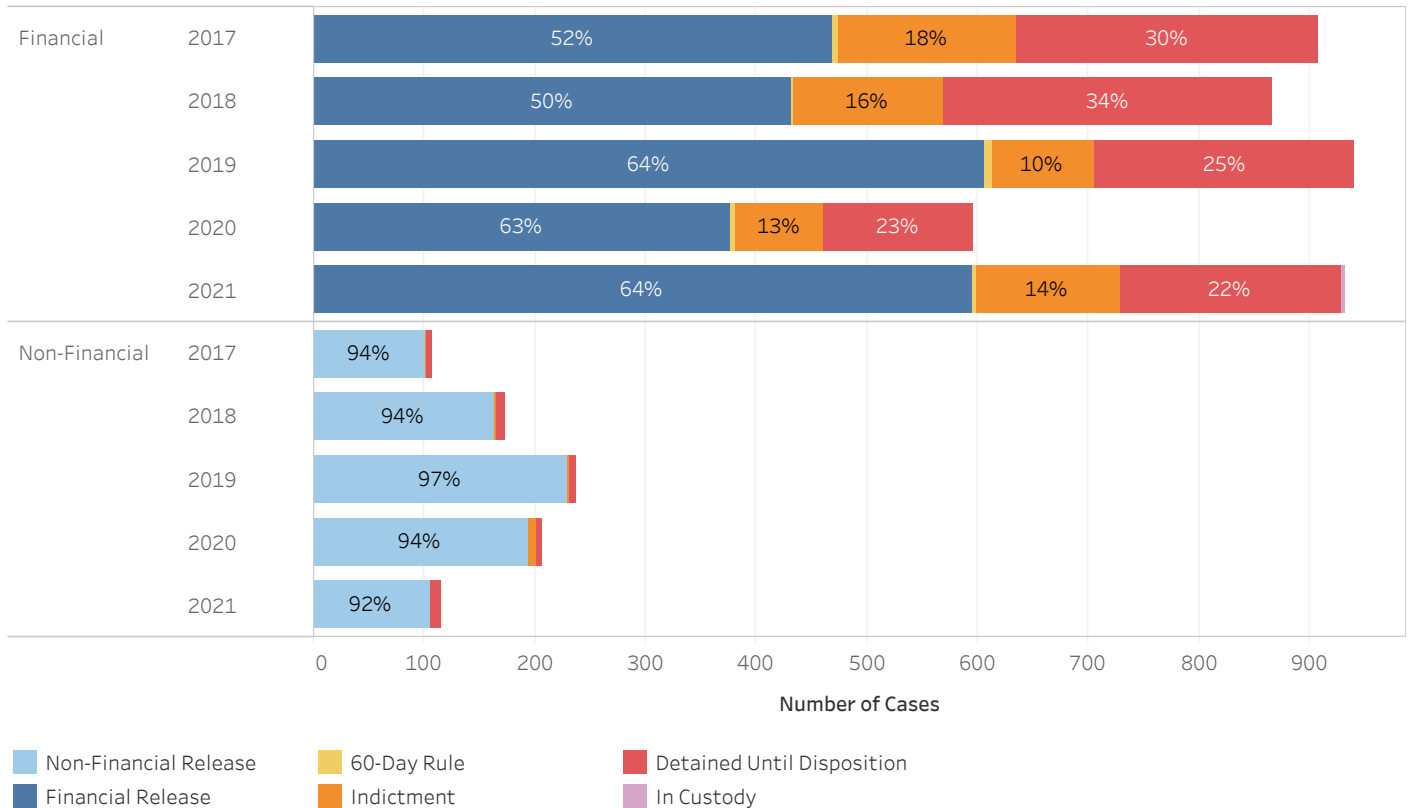
19\_PINS8007

District Court Cases Booked CY 17-21 SHELBY COUNTY

District Court Release Decision (Bond) Percentage by Year of Case Booking



Number of District Court Cases and Release Outcome for Financial and Non-Financial Bonds  
(Excludes Administrative Release, Release Not Offered, and No Judicial Presentation)



\* Data provided from the Pretrial Information Management System.

\* A single release bond may apply to multiple cases.

\* A single case may have multiple different bonds set over time. Only the most recent release bond is reported for each case.





**ADMINISTRATIVE OFFICE OF THE COURTS**  
**Research and Statistics**

19\_PINS8007

**District Court Cases Booked CY 17-21 SHELBY COUNTY**

District Court Release Decision and Release Outcome by Year of Case Booking

Year of Date Booked	Release Outcome	Release Decision					Grand Total
		Administrative Release	Non-Financial	Financial	Release Not Offered	No Judicial Presentation	
2017	Administrative Release	380					380
	Non-Financial Release		101				101
	Financial Release			469			469
	60-Day Rule			5			5
	Indictment		2	161	3		166
	Detained Until Disposition	4	4	272	27	3	310
	<b>Total</b>	<b>384</b>	<b>107</b>	<b>907</b>	<b>30</b>	<b>3</b>	<b>1,431</b>
2018	Administrative Release	488					488
	Non-Financial Release		163				163
	Financial Release			431			431
	60-Day Rule			2			2
	Indictment		2	136	2		140
	Detained Until Disposition	2	8	297	29	4	340
	<b>Total</b>	<b>490</b>	<b>173</b>	<b>866</b>	<b>31</b>	<b>4</b>	<b>1,564</b>
2019	Administrative Release	399					399
	Non-Financial Release		229				229
	Financial Release			606			606
	60-Day Rule			8	1		9
	Indictment	1	2	91	4		98
	Detained Until Disposition	8	6	235	32	7	288
	<b>Total</b>	<b>408</b>	<b>237</b>	<b>940</b>	<b>37</b>	<b>7</b>	<b>1,629</b>
2020	Administrative Release	445					445
	Non-Financial Release		195				195
	Financial Release			377			377
	60-Day Rule			4			4
	Indictment	4	7	79	1		91
	Detained Until Disposition	8	5	136	13	4	166
	<b>Total</b>	<b>457</b>	<b>207</b>	<b>596</b>	<b>14</b>	<b>4</b>	<b>1,278</b>
2021	Administrative Release	381					381
	Non-Financial Release		106				106
	Financial Release			596			596
	60-Day Rule			2			2
	Indictment	1		130			131
	Detained Until Disposition	15	9	201	18	9	252
	In Custody			3			3
	<b>Total</b>	<b>397</b>	<b>115</b>	<b>932</b>	<b>18</b>	<b>9</b>	<b>1,471</b>

\* Data provided from the Pretrial Information Management System.

\* A single release bond may apply to multiple cases.

\* A single case may have multiple different bonds set over time. Only the most recent release bond is reported for each case.

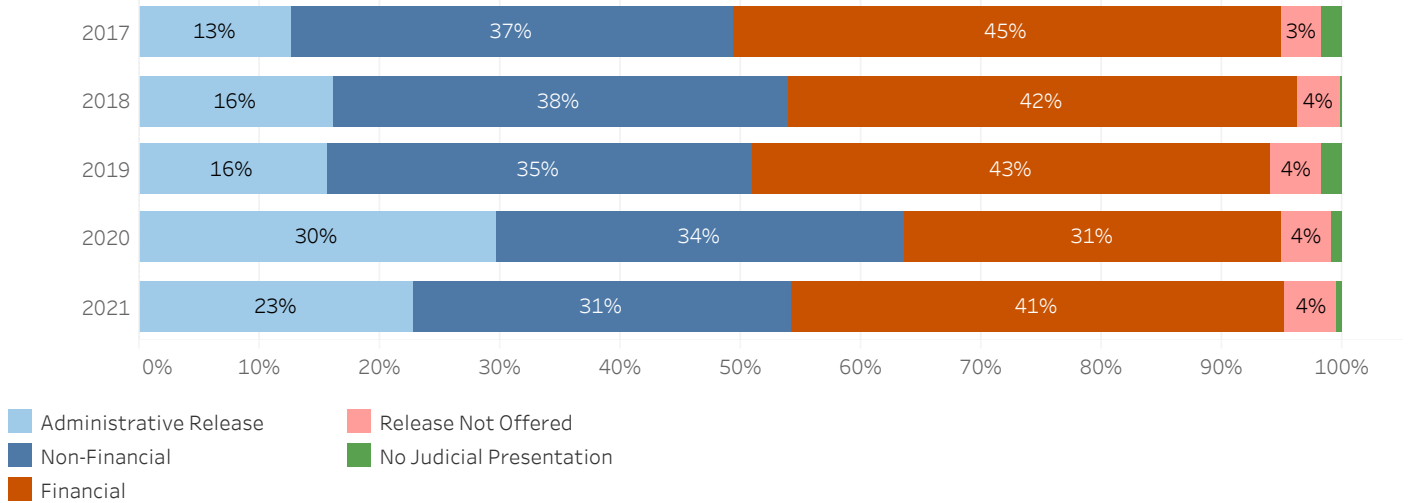


ADMINISTRATIVE OFFICE OF THE COURTS  
Research and Statistics

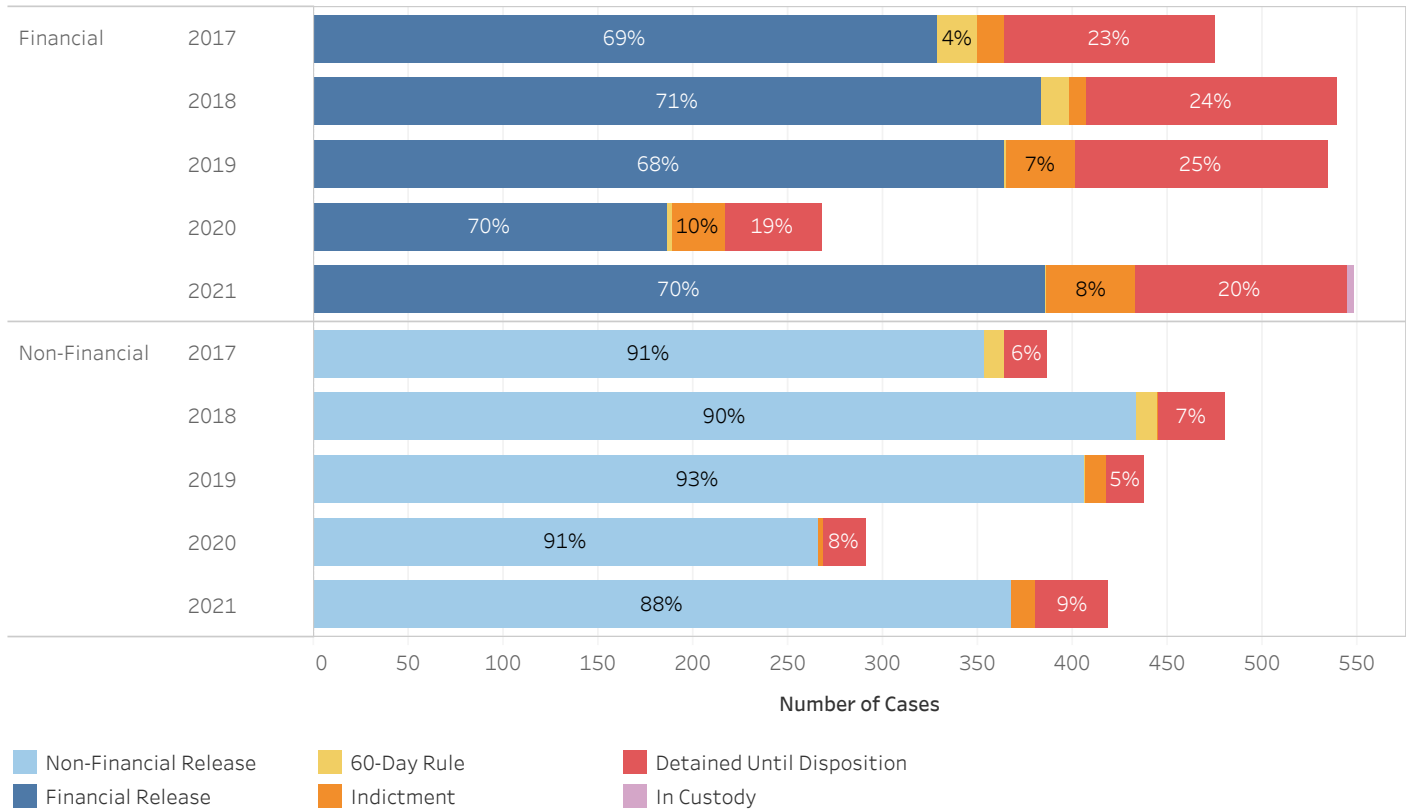
19\_PINS8007

District Court Cases Booked CY 17-21 SIMPSON COUNTY

District Court Release Decision (Bond) Percentage by Year of Case Booking



Number of District Court Cases and Release Outcome for Financial and Non-Financial Bonds  
(Excludes Administrative Release, Release Not Offered, and No Judicial Presentation)



\* Data provided from the Pretrial Information Management System.

\* A single release bond may apply to multiple cases.

\* A single case may have multiple different bonds set over time. Only the most recent release bond is reported for each case.



**ADMINISTRATIVE OFFICE OF THE COURTS  
Research and Statistics**

19\_PINS8007

**District Court Cases Booked CY 17-21 SIMPSON COUNTY**

District Court Release Decision and Release Outcome by Year of Case Booking

Year of Date Booked	Release Outcome	Release Decision					Grand Total
		Administrative Release	Non-Financial	Financial	Release Not Offered	No Judicial Presentation	
2017	Administrative Release	129					129
	Non-Financial Release		354				354
	Financial Release			329			329
	60-Day Rule		10	21			31
	Indictment			14			14
	Detained Until Disposition	5	23	111	35	19	193
	<b>Total</b>	<b>134</b>	<b>387</b>	<b>475</b>	<b>35</b>	<b>19</b>	<b>1,050</b>
2018	Administrative Release	187					187
	Non-Financial Release		434				434
	Financial Release			384			384
	60-Day Rule		11	14			25
	Indictment		1	9			10
	Detained Until Disposition	20	34	132	45	2	233
	<b>Total</b>	<b>207</b>	<b>480</b>	<b>539</b>	<b>45</b>	<b>2</b>	<b>1,273</b>
2019	Administrative Release	191					191
	Non-Financial Release		406				406
	Financial Release			364			364
	60-Day Rule		1	1			2
	Indictment		11	37			48
	Detained Until Disposition	3	20	133	53	21	230
	<b>Total</b>	<b>194</b>	<b>438</b>	<b>535</b>	<b>53</b>	<b>21</b>	<b>1,241</b>
2020	Administrative Release	243					243
	Non-Financial Release		266				266
	Financial Release			187			187
	60-Day Rule			2			2
	Indictment	1	3	28			32
	Detained Until Disposition	11	22	51	36	8	128
	<b>Total</b>	<b>255</b>	<b>291</b>	<b>268</b>	<b>36</b>	<b>8</b>	<b>858</b>
2021	Administrative Release	285					285
	Non-Financial Release		368				368
	Financial Release			386			386
	60-Day Rule			1			1
	Indictment	1	12	46			59
	Detained Until Disposition	20	39	112	59	5	235
	In Custody			3			3
	<b>Total</b>	<b>306</b>	<b>419</b>	<b>548</b>	<b>59</b>	<b>5</b>	<b>1,337</b>

\* Data provided from the Pretrial Information Management System.

\* A single release bond may apply to multiple cases.

\* A single case may have multiple different bonds set over time. Only the most recent release bond is reported for each case.

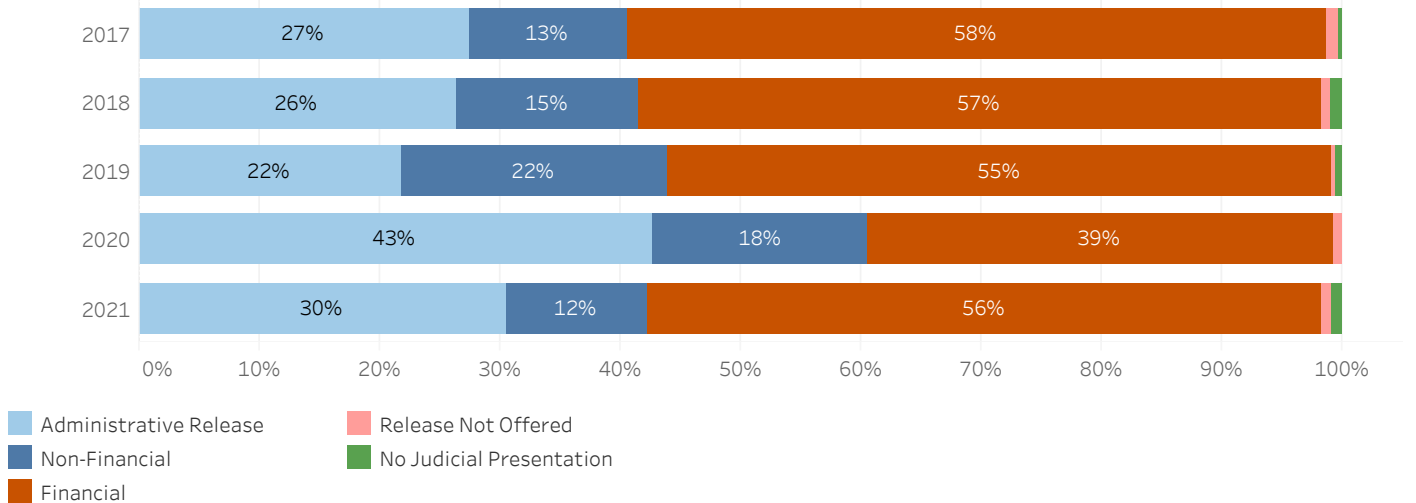


ADMINISTRATIVE OFFICE OF THE COURTS  
Research and Statistics

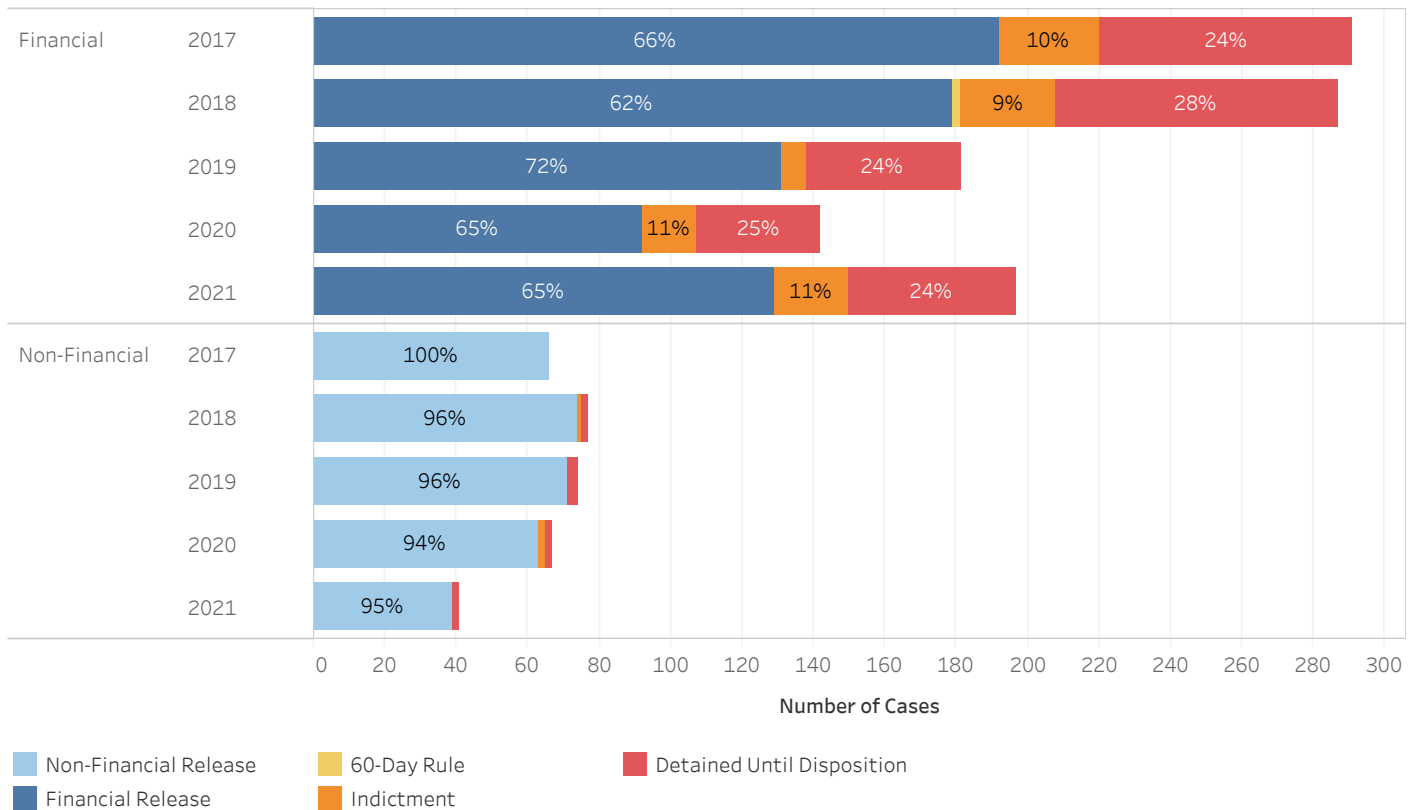
19\_PINS8007

District Court Cases Booked CY 17-21 SPENCER COUNTY

District Court Release Decision (Bond) Percentage by Year of Case Booking



Number of District Court Cases and Release Outcome for Financial and Non-Financial Bonds  
(Excludes Administrative Release, Release Not Offered, and No Judicial Presentation)



\* Data provided from the Pretrial Information Management System.

\* A single release bond may apply to multiple cases.

\* A single case may have multiple different bonds set over time. Only the most recent release bond is reported for each case.



**ADMINISTRATIVE OFFICE OF THE COURTS**  
**Research and Statistics**

19\_PINS8007

**District Court Cases Booked CY 17-21 SPENCER COUNTY**

District Court Release Decision and Release Outcome by Year of Case Booking

Year of Date Booked	Release Outcome	Release Decision					Grand Total
		Administrative Release	Non-Financial	Financial	Release Not Offered	No Judicial Presentation	
2017	Administrative Release	137					137
	Non-Financial Release		66				66
	Financial Release			192			192
	Indictment			28			28
	Detained Until Disposition	1		71	5	2	79
	<b>Total</b>	<b>138</b>	<b>66</b>	<b>291</b>	<b>5</b>	<b>2</b>	<b>502</b>
2018	Administrative Release	133					133
	Non-Financial Release		74				74
	Financial Release			179			179
	60-Day Rule			2			2
	Indictment		1	27	2		30
	Detained Until Disposition		2	79	2	5	88
	<b>Total</b>	<b>133</b>	<b>77</b>	<b>287</b>	<b>4</b>	<b>5</b>	<b>506</b>
2019	Administrative Release	72					72
	Non-Financial Release		71				71
	Financial Release			131			131
	Indictment			7			7
	Detained Until Disposition	1	3	43	1	2	50
	<b>Total</b>	<b>73</b>	<b>74</b>	<b>181</b>	<b>1</b>	<b>2</b>	<b>331</b>
2020	Administrative Release	158					158
	Non-Financial Release		63				63
	Financial Release			92			92
	Indictment		2	15	1		18
	Detained Until Disposition	1	2	35	2		40
	<b>Total</b>	<b>159</b>	<b>67</b>	<b>142</b>	<b>3</b>		<b>371</b>
2021	Administrative Release	105					105
	Non-Financial Release		39				39
	Financial Release			129			129
	Indictment			21			21
	Detained Until Disposition	2	2	47	3	3	57
	<b>Total</b>	<b>107</b>	<b>41</b>	<b>197</b>	<b>3</b>	<b>3</b>	<b>351</b>

\* Data provided from the Pretrial Information Management System.

\* A single release bond may apply to multiple cases.

\* A single case may have multiple different bonds set over time. Only the most recent release bond is reported for each case.

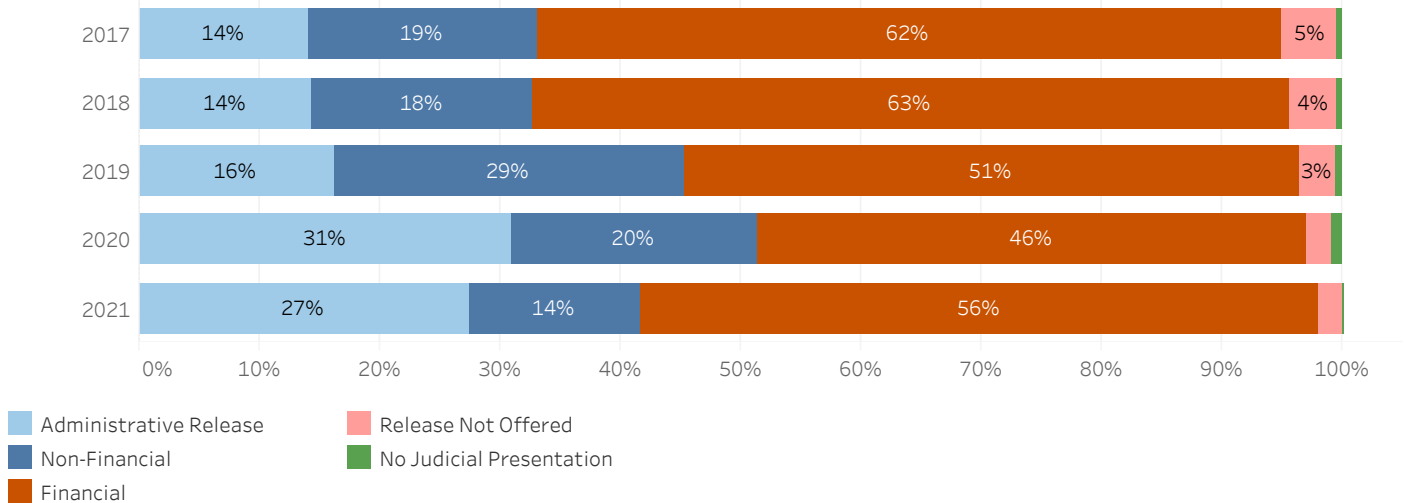


ADMINISTRATIVE OFFICE OF THE COURTS  
Research and Statistics

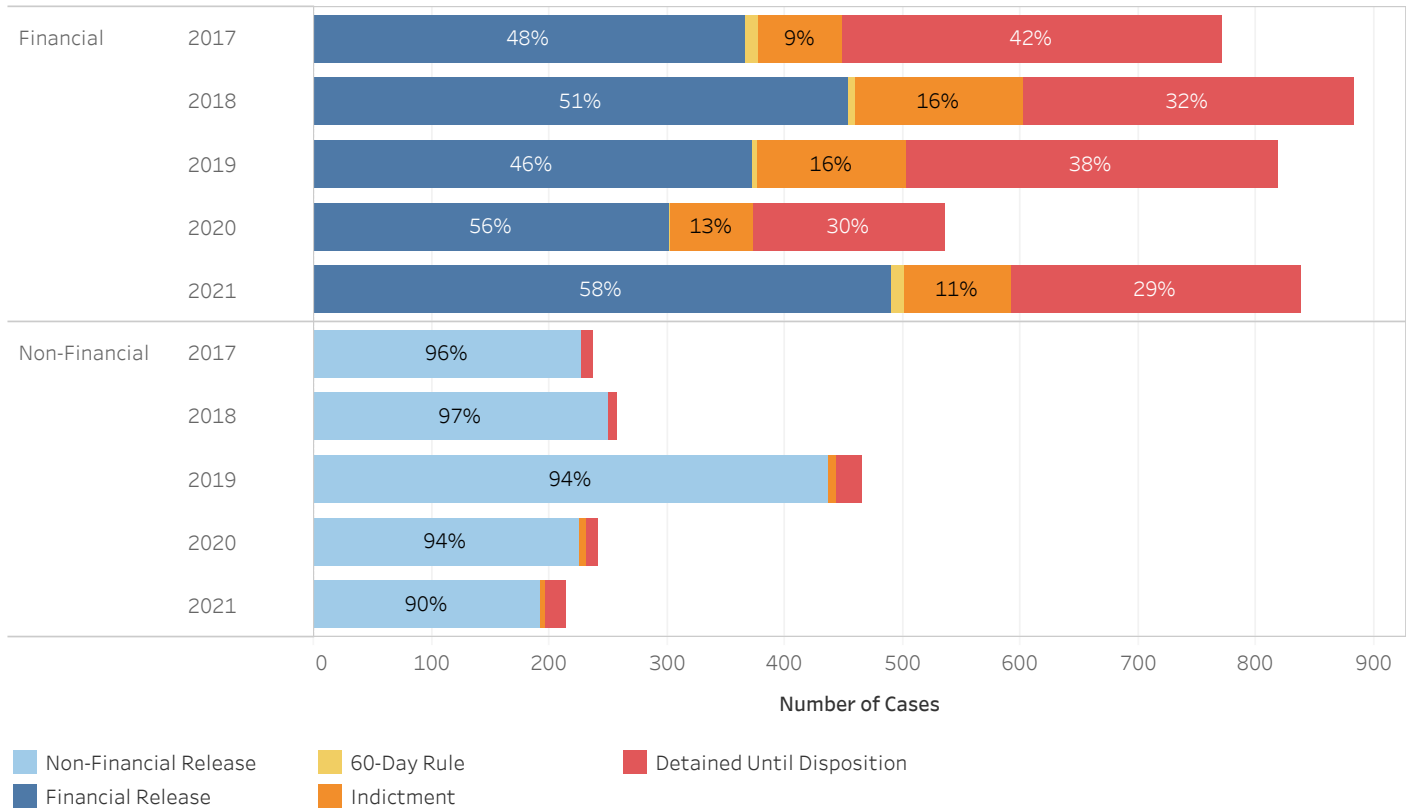
19\_PINS8007

District Court Cases Booked CY 17-21 TAYLOR COUNTY

District Court Release Decision (Bond) Percentage by Year of Case Booking



Number of District Court Cases and Release Outcome for Financial and Non-Financial Bonds  
(Excludes Administrative Release, Release Not Offered, and No Judicial Presentation)



\* Data provided from the Pretrial Information Management System.

\* A single release bond may apply to multiple cases.

\* A single case may have multiple different bonds set over time. Only the most recent release bond is reported for each case.



**ADMINISTRATIVE OFFICE OF THE COURTS**  
**Research and Statistics**

19\_PINS8007

**District Court Cases Booked CY 17-21 TAYLOR COUNTY**

District Court Release Decision and Release Outcome by Year of Case Booking

Year of Date Booked	Release Outcome	Release Decision					Grand Total
		Administrative Release	Non-Financial	Financial	Release Not Offered	No Judicial Presentation	
2017	Administrative Release	169					169
	Non-Financial Release		227				227
	Financial Release			367			367
	60-Day Rule			12	1	1	14
	Indictment	1	1	70	16		88
	Detained Until Disposition	6	9	322	41	5	383
	<b>Total</b>	<b>176</b>	<b>237</b>	<b>771</b>	<b>58</b>	<b>6</b>	<b>1,248</b>
2018	Administrative Release	200					200
	Non-Financial Release		250				250
	Financial Release			454			454
	60-Day Rule			6	1		7
	Indictment		1	143	14	2	160
	Detained Until Disposition	2	7	280	38	5	332
	<b>Total</b>	<b>202</b>	<b>258</b>	<b>883</b>	<b>53</b>	<b>7</b>	<b>1,403</b>
2019	Administrative Release	253					253
	Non-Financial Release		437				437
	Financial Release			373			373
	60-Day Rule			4			4
	Indictment		8	127	9	1	145
	Detained Until Disposition	7	21	314	36	10	388
	<b>Total</b>	<b>260</b>	<b>466</b>	<b>818</b>	<b>45</b>	<b>11</b>	<b>1,600</b>
2020	Administrative Release	324					324
	Non-Financial Release		226				226
	Financial Release			302			302
	60-Day Rule			2			2
	Indictment	4	5	70	2		81
	Detained Until Disposition	38	10	163	21	10	242
	<b>Total</b>	<b>366</b>	<b>241</b>	<b>537</b>	<b>23</b>	<b>10</b>	<b>1,177</b>
2021	Administrative Release	354					354
	Non-Financial Release		193				193
	Financial Release			490			490
	60-Day Rule			12	1		13
	Indictment	3	4	91	6		104
	Detained Until Disposition	54	18	246	21	2	341
	In Custody	2					2
	<b>Total</b>	<b>413</b>	<b>215</b>	<b>839</b>	<b>28</b>	<b>2</b>	<b>1,497</b>

\* Data provided from the Pretrial Information Management System.

\* A single release bond may apply to multiple cases.

\* A single case may have multiple different bonds set over time. Only the most recent release bond is reported for each case.

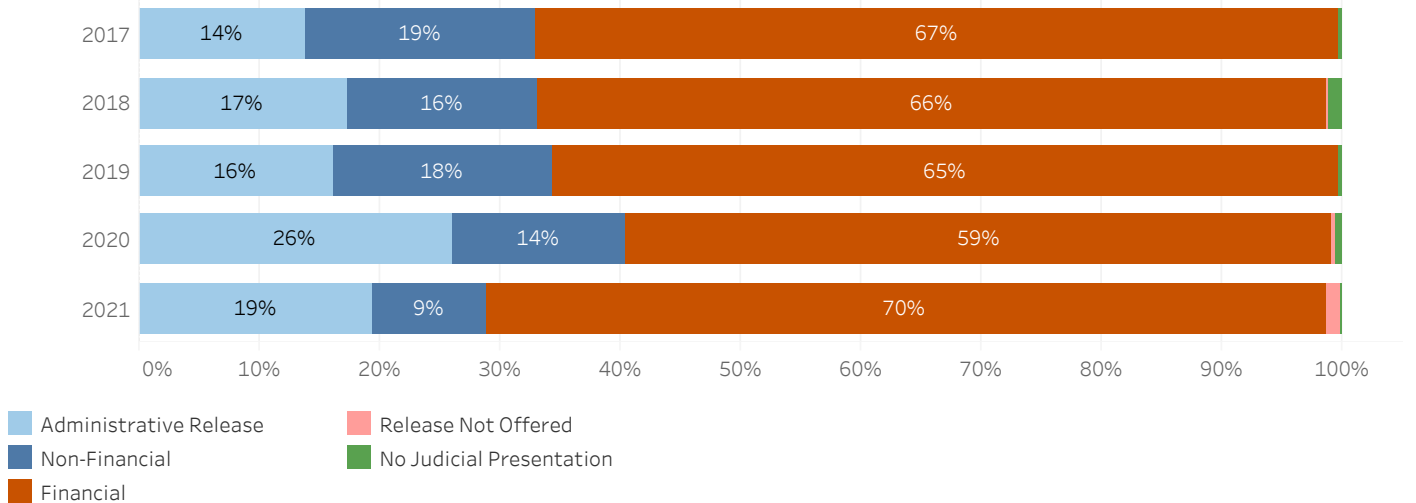


ADMINISTRATIVE OFFICE OF THE COURTS  
Research and Statistics

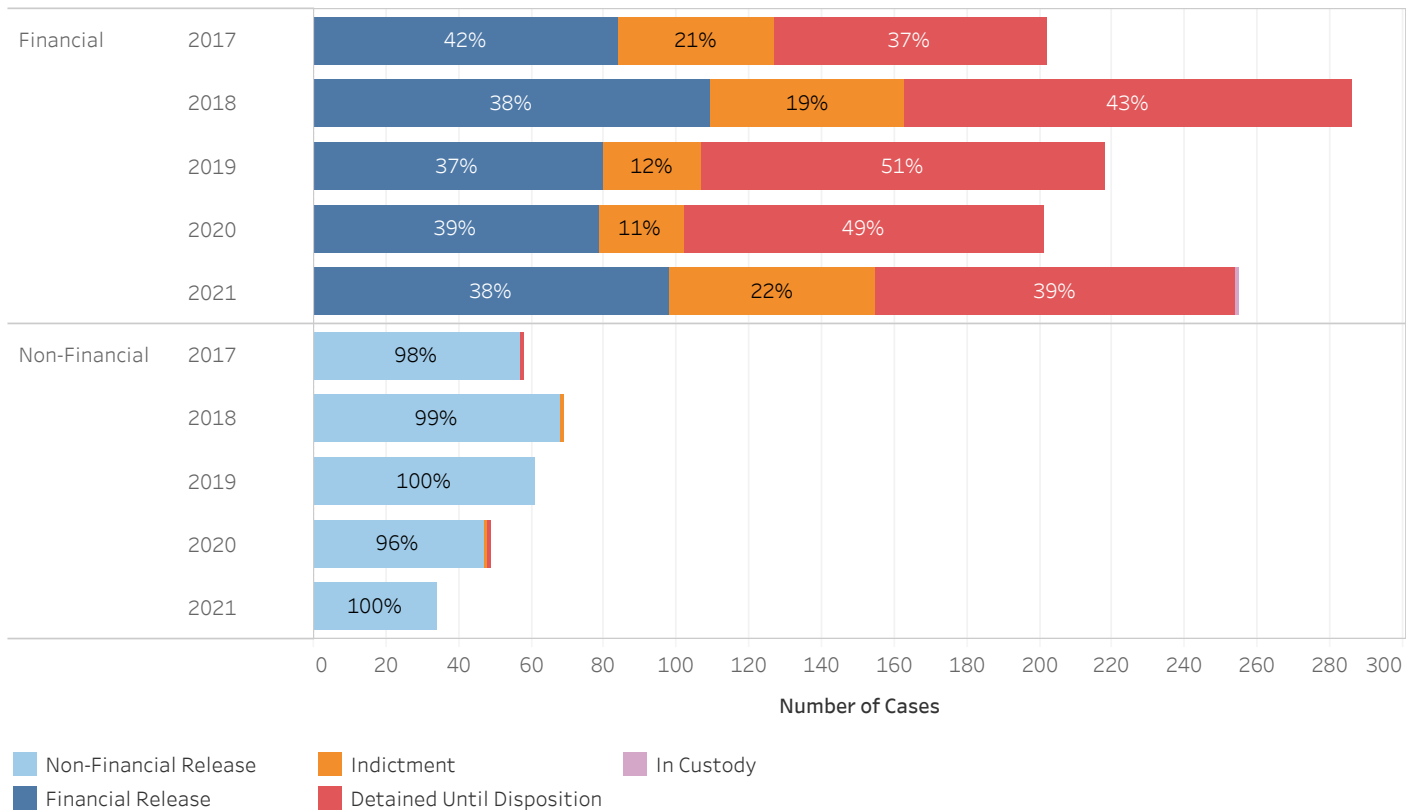
19\_PINS8007

District Court Cases Booked CY 17-21 TODD COUNTY

District Court Release Decision (Bond) Percentage by Year of Case Booking



Number of District Court Cases and Release Outcome for Financial and Non-Financial Bonds  
(Excludes Administrative Release, Release Not Offered, and No Judicial Presentation)



\* Data provided from the Pretrial Information Management System.

\* A single release bond may apply to multiple cases.

\* A single case may have multiple different bonds set over time. Only the most recent release bond is reported for each case.





**ADMINISTRATIVE OFFICE OF THE COURTS**  
**Research and Statistics**

19\_PINS8007

**District Court Cases Booked CY 17-21 TODD COUNTY**

District Court Release Decision and Release Outcome by Year of Case Booking

Year of Date Booked	Release Outcome	Release Decision					Grand Total
		Administrative Release	Non-Financial	Financial	Release Not Offered	No Judicial Presentation	
2017	Administrative Release	42					42
	Non-Financial Release		57				57
	Financial Release			84			84
	Indictment			43			43
	Detained Until Disposition		1	75		1	77
	<b>Total</b>		<b>42</b>	<b>58</b>	<b>202</b>	<b>1</b>	<b>303</b>
2018	Administrative Release	73					73
	Non-Financial Release		68				68
	Financial Release			109			109
	Indictment		1	54	1		56
	Detained Until Disposition	3		123		5	131
	<b>Total</b>		<b>76</b>	<b>69</b>	<b>286</b>	<b>1</b>	<b>437</b>
2019	Administrative Release	54					54
	Non-Financial Release		61				61
	Financial Release			80			80
	Indictment			27			27
	Detained Until Disposition			111		1	112
	<b>Total</b>		<b>54</b>	<b>61</b>	<b>218</b>	<b>1</b>	<b>334</b>
2020	Administrative Release	82					82
	Non-Financial Release		47				47
	Financial Release			79			79
	Indictment	1	1	23			25
	Detained Until Disposition	6	1	99	1	2	109
	<b>Total</b>		<b>89</b>	<b>49</b>	<b>201</b>	<b>1</b>	<b>342</b>
2021	Administrative Release	67					67
	Non-Financial Release		34				34
	Financial Release			98			98
	Indictment	2		57	1		60
	Detained Until Disposition	3		99	2	1	105
	In Custody			1			1
	<b>Total</b>		<b>72</b>	<b>34</b>	<b>255</b>	<b>3</b>	<b>365</b>

\* Data provided from the Pretrial Information Management System.

\* A single release bond may apply to multiple cases.

\* A single case may have multiple different bonds set over time. Only the most recent release bond is reported for each case.

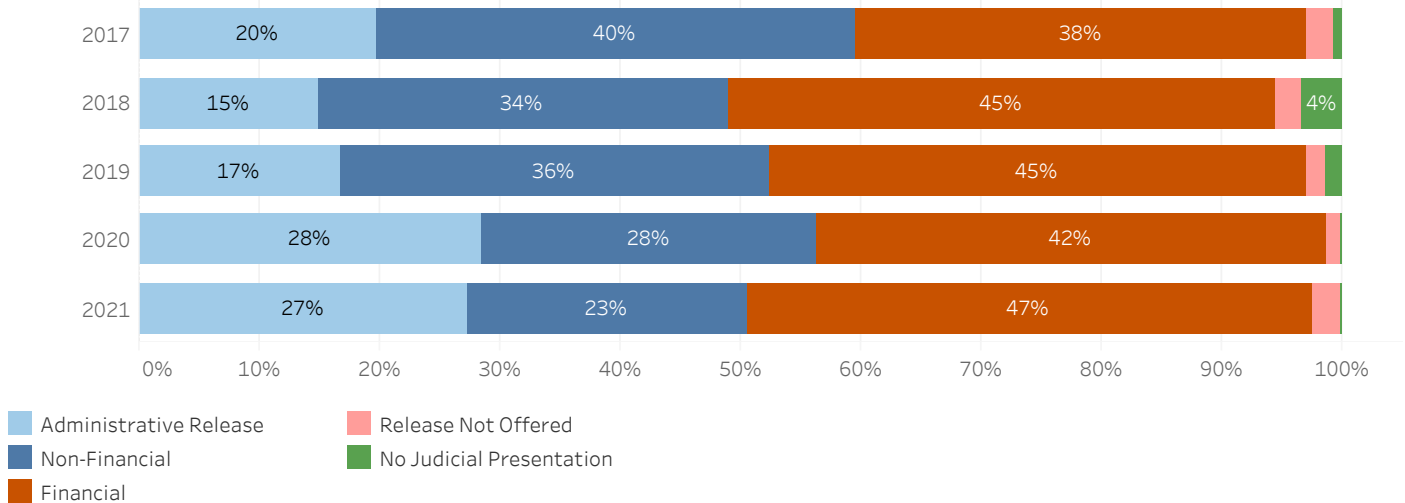


ADMINISTRATIVE OFFICE OF THE COURTS  
Research and Statistics

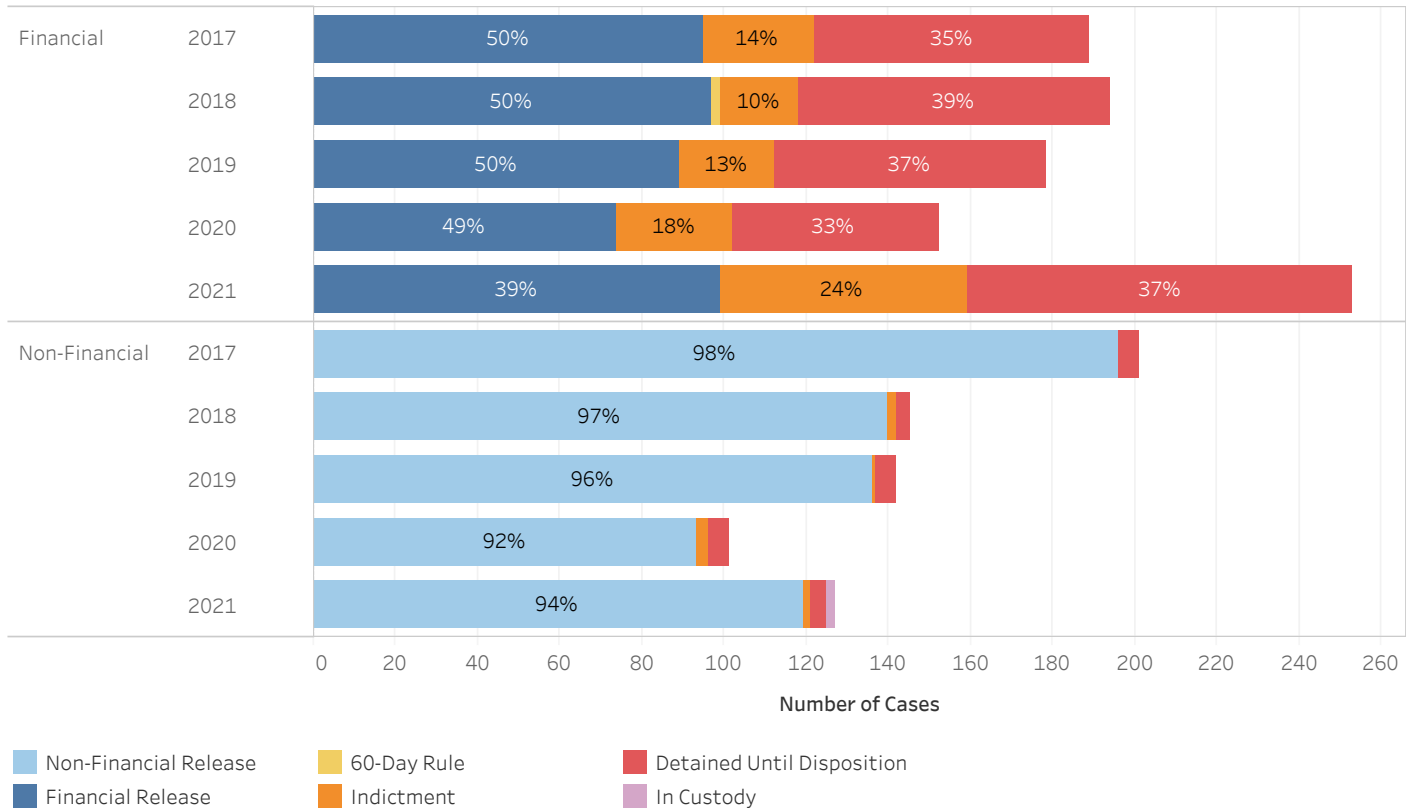
19\_PINS8007

District Court Cases Booked CY 17-21 TRIGG COUNTY

District Court Release Decision (Bond) Percentage by Year of Case Booking



Number of District Court Cases and Release Outcome for Financial and Non-Financial Bonds  
(Excludes Administrative Release, Release Not Offered, and No Judicial Presentation)



\* Data provided from the Pretrial Information Management System.

\* A single release bond may apply to multiple cases.

\* A single case may have multiple different bonds set over time. Only the most recent release bond is reported for each case.



**ADMINISTRATIVE OFFICE OF THE COURTS**  
**Research and Statistics**

19\_PINS8007

**District Court Cases Booked CY 17-21 TRIGG COUNTY**

District Court Release Decision and Release Outcome by Year of Case Booking

Year of Date Booked	Release Outcome	Release Decision					Grand Total
		Administrative Release	Non-Financial	Financial	Release Not Offered	No Judicial Presentation	
2017	Administrative Release	97					97
	Non-Financial Release		196				196
	Financial Release			95			95
	Indictment			27			27
	Detained Until Disposition	2	5	67	11	4	89
	<b>Total</b>	<b>99</b>	<b>201</b>	<b>189</b>	<b>11</b>	<b>4</b>	<b>504</b>
2018	Administrative Release	64					64
	Non-Financial Release		140				140
	Financial Release			97			97
	60-Day Rule			2			2
	Indictment		2	19	1		22
	Detained Until Disposition		3	76	8	15	102
	<b>Total</b>	<b>64</b>	<b>145</b>	<b>194</b>	<b>9</b>	<b>15</b>	<b>427</b>
2019	Administrative Release	66					66
	Non-Financial Release		136				136
	Financial Release			89			89
	Indictment		1	23			24
	Detained Until Disposition	1	5	66	6	6	84
	<b>Total</b>	<b>67</b>	<b>142</b>	<b>178</b>	<b>6</b>	<b>6</b>	<b>399</b>
2020	Administrative Release	100					100
	Non-Financial Release		93				93
	Financial Release			74			74
	Indictment	1	3	28			32
	Detained Until Disposition	2	5	50	4	1	62
	<b>Total</b>	<b>103</b>	<b>101</b>	<b>152</b>	<b>4</b>	<b>1</b>	<b>361</b>
2021	Administrative Release	144					144
	Non-Financial Release		119				119
	Financial Release			99			99
	Indictment	4	2	60			66
	Detained Until Disposition	3	4	94	13	1	115
	In Custody		2				2
	<b>Total</b>	<b>151</b>	<b>127</b>	<b>253</b>	<b>13</b>	<b>1</b>	<b>545</b>

\* Data provided from the Pretrial Information Management System.

\* A single release bond may apply to multiple cases.

\* A single case may have multiple different bonds set over time. Only the most recent release bond is reported for each case.

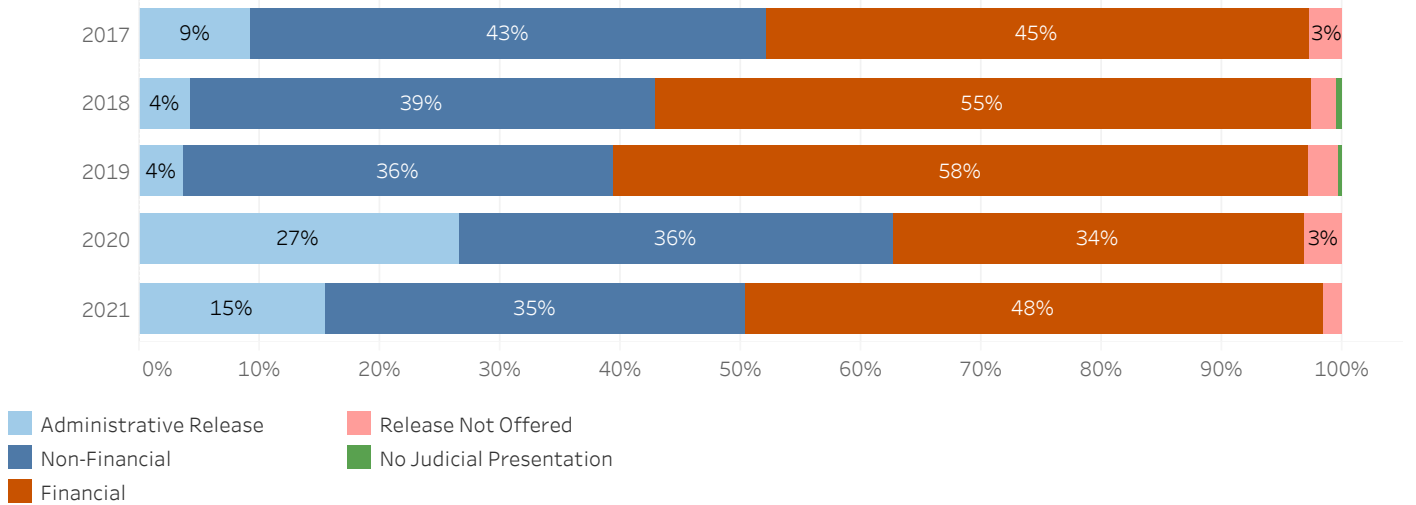


ADMINISTRATIVE OFFICE OF THE COURTS  
Research and Statistics

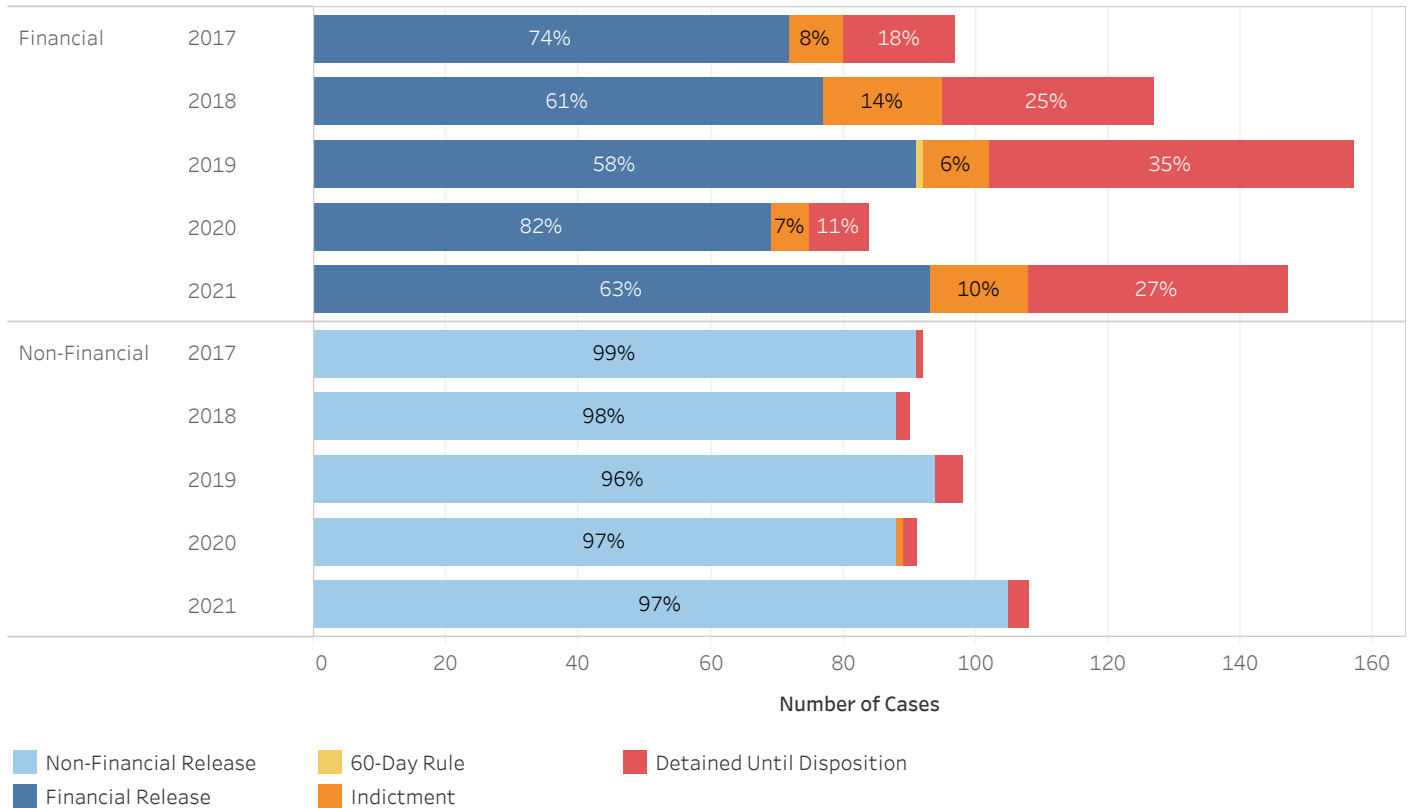
19\_PINS8007

District Court Cases Booked CY 17-21 TRIMBLE COUNTY

District Court Release Decision (Bond) Percentage by Year of Case Booking



Number of District Court Cases and Release Outcome for Financial and Non-Financial Bonds  
(Excludes Administrative Release, Release Not Offered, and No Judicial Presentation)



\* Data provided from the Pretrial Information Management System.

\* A single release bond may apply to multiple cases.

\* A single case may have multiple different bonds set over time. Only the most recent release bond is reported for each case.



**ADMINISTRATIVE OFFICE OF THE COURTS  
Research and Statistics**

19\_PINS8007

**District Court Cases Booked CY 17-21 TRIMBLE COUNTY**

District Court Release Decision and Release Outcome by Year of Case Booking

Year of Date Booked	Release Outcome	Release Decision					Grand Total
		Administrative Release	Non-Financial	Financial	Release Not Offered	No Judicial Presentation	
2017	Administrative Release	20					20
	Non-Financial Release		91				91
	Financial Release			72			72
	Indictment			8			8
	Detained Until Disposition		1	17	6		24
	<b>Total</b>		<b>20</b>	<b>92</b>	<b>97</b>	<b>6</b>	
2018	Administrative Release	10					10
	Non-Financial Release		88				88
	Financial Release			77			77
	Indictment			18			18
	Detained Until Disposition		2	32	5	1	40
	<b>Total</b>		<b>10</b>	<b>90</b>	<b>127</b>	<b>5</b>	<b>1</b>
2019	Administrative Release	10					10
	Non-Financial Release		94				94
	Financial Release			91			91
	60-Day Rule			1			1
	Indictment			10			10
	Detained Until Disposition		4	55	7	1	67
<b>Total</b>		<b>10</b>	<b>98</b>	<b>157</b>	<b>7</b>	<b>1</b>	<b>273</b>
2020	Administrative Release	66					66
	Non-Financial Release		88				88
	Financial Release			69			69
	Indictment		1	6			7
	Detained Until Disposition	1	2	9	8		20
	<b>Total</b>	<b>67</b>	<b>91</b>	<b>84</b>	<b>8</b>		<b>250</b>
2021	Administrative Release	46					46
	Non-Financial Release		105				105
	Financial Release			93			93
	Indictment			15			15
	Detained Until Disposition	2	3	39	4		48
	<b>Total</b>	<b>48</b>	<b>108</b>	<b>147</b>	<b>4</b>		<b>307</b>

\* Data provided from the Pretrial Information Management System.

\* A single release bond may apply to multiple cases.

\* A single case may have multiple different bonds set over time. Only the most recent release bond is reported for each case.

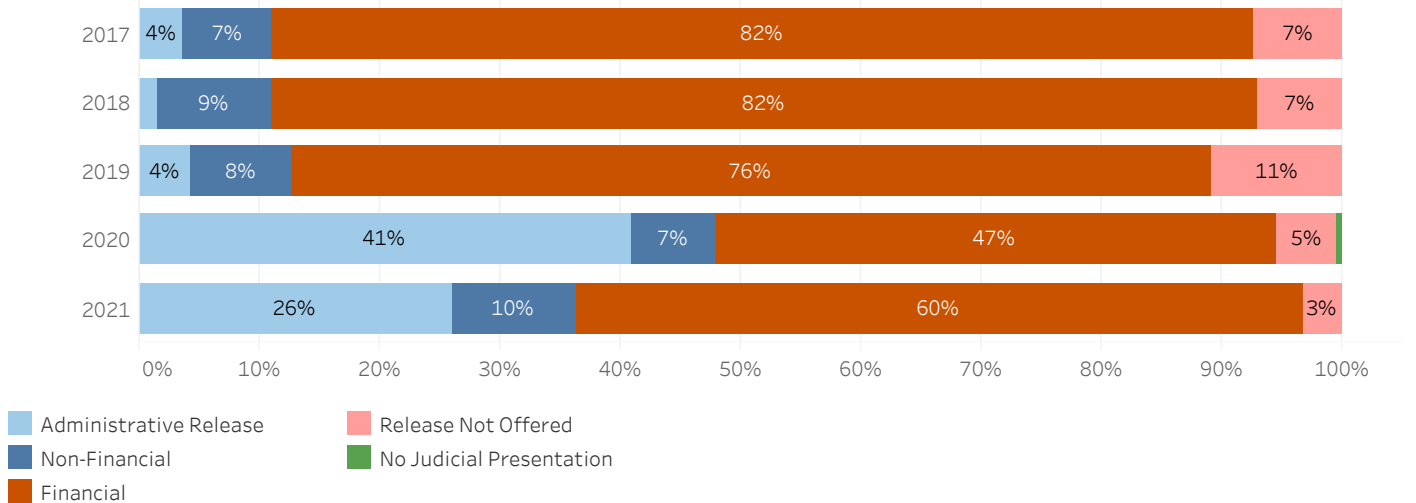


ADMINISTRATIVE OFFICE OF THE COURTS  
Research and Statistics

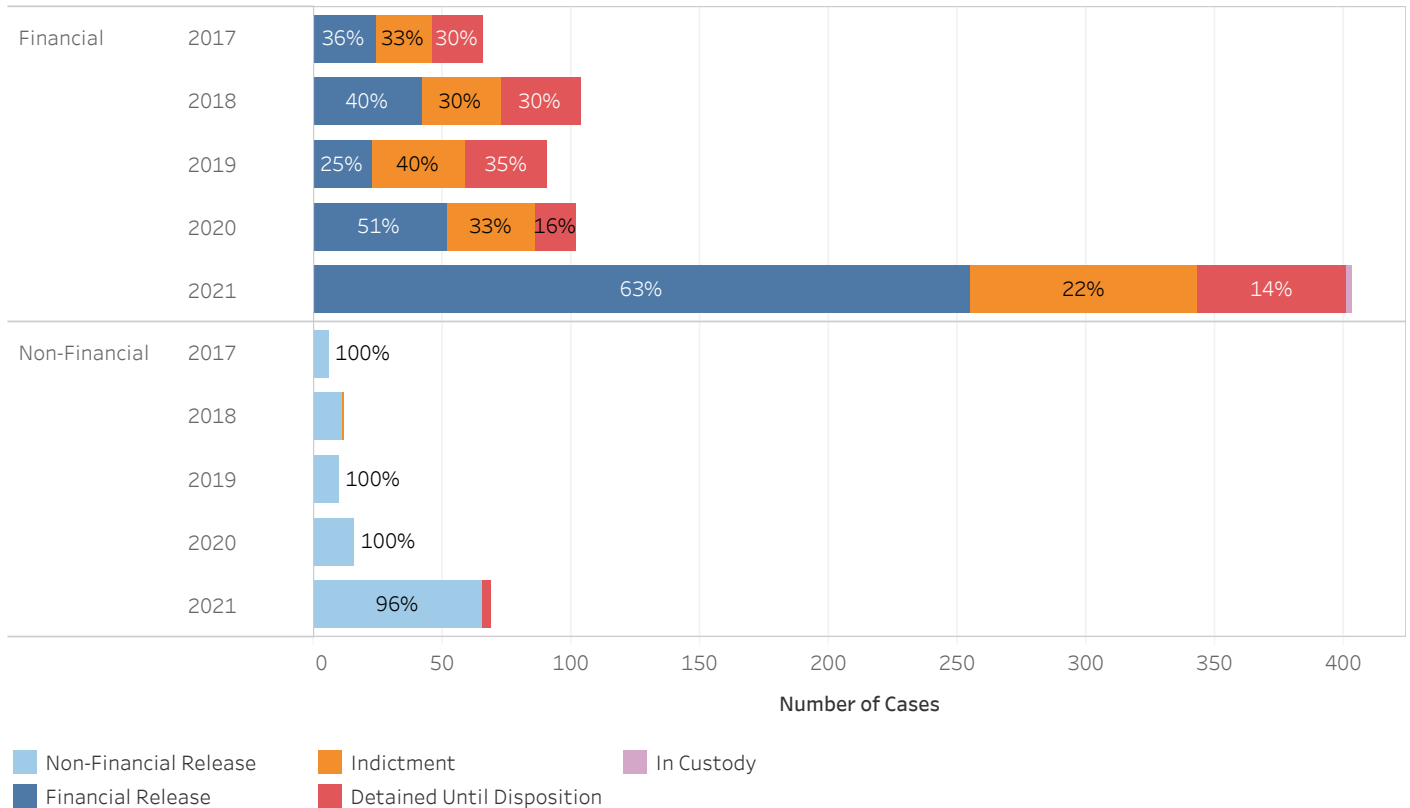
19\_PINS8007

District Court Cases Booked CY 17-21 UNION COUNTY

District Court Release Decision (Bond) Percentage by Year of Case Booking



Number of District Court Cases and Release Outcome for Financial and Non-Financial Bonds  
(Excludes Administrative Release, Release Not Offered, and No Judicial Presentation)



\* Data provided from the Pretrial Information Management System.

\* A single release bond may apply to multiple cases.

\* A single case may have multiple different bonds set over time. Only the most recent release bond is reported for each case.



**ADMINISTRATIVE OFFICE OF THE COURTS**  
**Research and Statistics**

19\_PINS8007

**District Court Cases Booked CY 17-21 UNION COUNTY**

District Court Release Decision and Release Outcome by Year of Case Booking

Year of Date Booked	Release Outcome	Release Decision					Grand Total
		Administrative Release	Non-Financial	Financial	Release Not Offered	No Judicial Presentation	
2017	Administrative Release	3					3
	Non-Financial Release		6				6
	Financial Release			24			24
	Indictment			22			22
	Detained Until Disposition			20	6		26
	<b>Total</b>		<b>3</b>	<b>6</b>	<b>66</b>	<b>6</b>	<b>81</b>
2018	Administrative Release	1					1
	Non-Financial Release		11				11
	Financial Release			42			42
	Indictment		1	31	3		35
	Detained Until Disposition	1		31	6		38
	<b>Total</b>		<b>2</b>	<b>12</b>	<b>104</b>	<b>9</b>	<b>127</b>
2019	Administrative Release	5					5
	Non-Financial Release		10				10
	Financial Release			23			23
	Indictment			36	4		40
	Detained Until Disposition			32	9		41
	<b>Total</b>		<b>5</b>	<b>10</b>	<b>91</b>	<b>13</b>	<b>119</b>
2020	Administrative Release	87					87
	Non-Financial Release		16				16
	Financial Release			52			52
	Indictment	4		34	3		41
	Detained Until Disposition	4		16	7	1	28
	<b>Total</b>		<b>95</b>	<b>16</b>	<b>102</b>	<b>10</b>	<b>224</b>
2021	Administrative Release	171					171
	Non-Financial Release		66				66
	Financial Release			255			255
	Indictment	4		88	2		94
	Detained Until Disposition		3	58	19		80
	In Custody			2	1		3
	<b>Total</b>		<b>175</b>	<b>69</b>	<b>403</b>	<b>22</b>	<b>669</b>

\* Data provided from the Pretrial Information Management System.

\* A single release bond may apply to multiple cases.

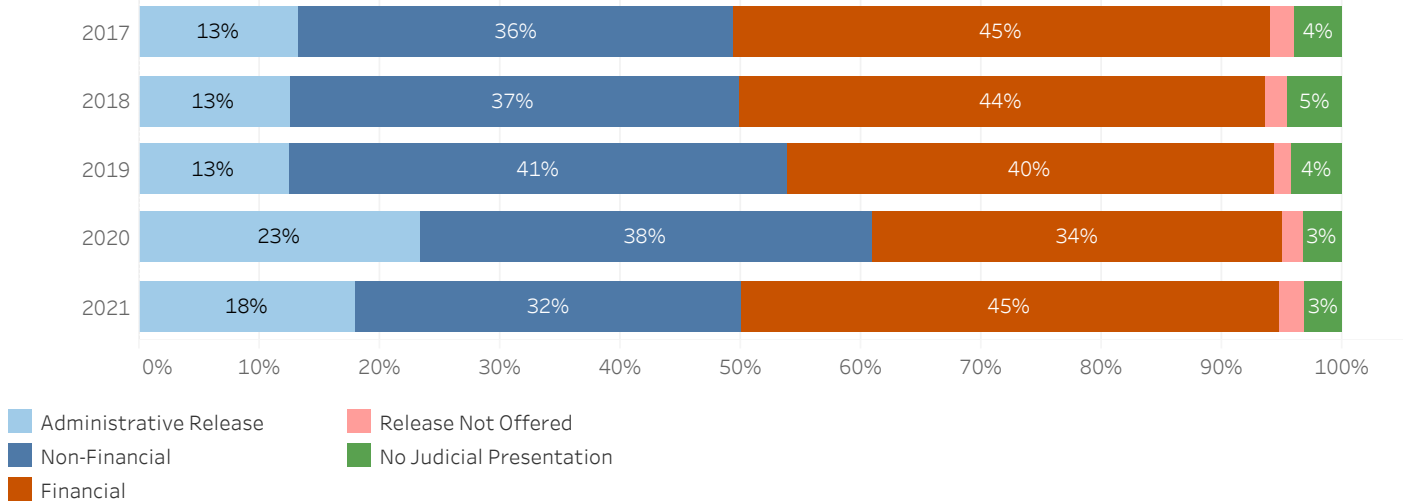
\* A single case may have multiple different bonds set over time. Only the most recent release bond is reported for each case.



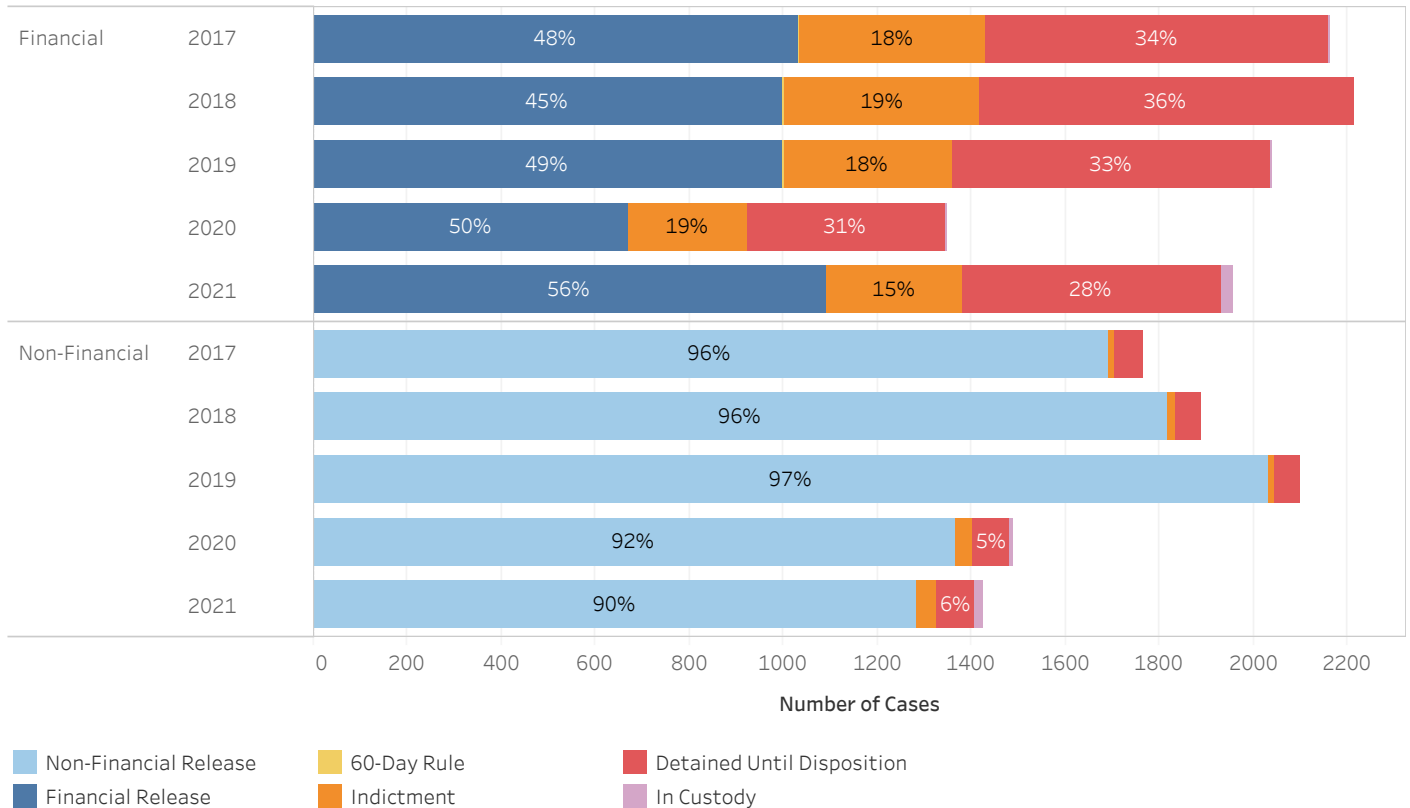
ADMINISTRATIVE OFFICE OF THE COURTS  
Research and Statistics

District Court Cases Booked CY 17-21 WARREN COUNTY

District Court Release Decision (Bond) Percentage by Year of Case Booking



Number of District Court Cases and Release Outcome for Financial and Non-Financial Bonds  
(Excludes Administrative Release, Release Not Offered, and No Judicial Presentation)



\* Data provided from the Pretrial Information Management System.

\* A single release bond may apply to multiple cases.

\* A single case may have multiple different bonds set over time. Only the most recent release bond is reported for each case.





**ADMINISTRATIVE OFFICE OF THE COURTS**  
**Research and Statistics**

19\_PINS8007

**District Court Cases Booked CY 17-21 WARREN COUNTY**

District Court Release Decision and Release Outcome by Year of Case Booking

Year of Date Booked	Release Outcome	Release Decision					Grand Total
		Administrative Release	Non-Financial	Financial	Release Not Offered	No Judicial Presentation	
2017	Administrative Release	632					632
	Non-Financial Release		1,689				1,689
	Financial Release			1,032			1,032
	60-Day Rule			2		1	3
	Indictment		16	397	2	1	416
	Detained Until Disposition	10	61	729	93	196	1,089
	In Custody			1			1
	<b>Total</b>	<b>642</b>	<b>1,766</b>	<b>2,161</b>	<b>95</b>	<b>198</b>	<b>4,862</b>
2018	Administrative Release	627					627
	Non-Financial Release		1,818				1,818
	Financial Release			999			999
	60-Day Rule			2			2
	Indictment		18	417			435
	Detained Until Disposition	7	52	796	89	235	1,179
	In Custody						
	<b>Total</b>	<b>634</b>	<b>1,888</b>	<b>2,214</b>	<b>89</b>	<b>235</b>	<b>5,060</b>
2019	Administrative Release	615					615
	Non-Financial Release		2,034				2,034
	Financial Release			999			999
	60-Day Rule			2			2
	Indictment		9	357		2	368
	Detained Until Disposition	21	54	677	70	219	1,041
	In Custody			2			2
	<b>Total</b>	<b>636</b>	<b>2,097</b>	<b>2,037</b>	<b>70</b>	<b>221</b>	<b>5,061</b>
2020	Administrative Release	878					878
	Non-Financial Release		1,367				1,367
	Financial Release			670			670
	60-Day Rule			1			1
	Indictment	10	37	253			300
	Detained Until Disposition	42	78	422	66	130	738
	In Custody		6	2			8
	<b>Total</b>	<b>930</b>	<b>1,488</b>	<b>1,348</b>	<b>66</b>	<b>130</b>	<b>3,962</b>
2021	Administrative Release	776					776
	Non-Financial Release		1,283				1,283
	Financial Release			1,091			1,091
	60-Day Rule			1			1
	Indictment	2	45	290		3	340
	Detained Until Disposition	26	79	551	86	140	882
	In Custody		16	23			39
	<b>Total</b>	<b>804</b>	<b>1,423</b>	<b>1,956</b>	<b>86</b>	<b>143</b>	<b>4,412</b>

\* Data provided from the Pretrial Information Management System.

\* A single release bond may apply to multiple cases.

\* A single case may have multiple different bonds set over time. Only the most recent release bond is reported for each case.

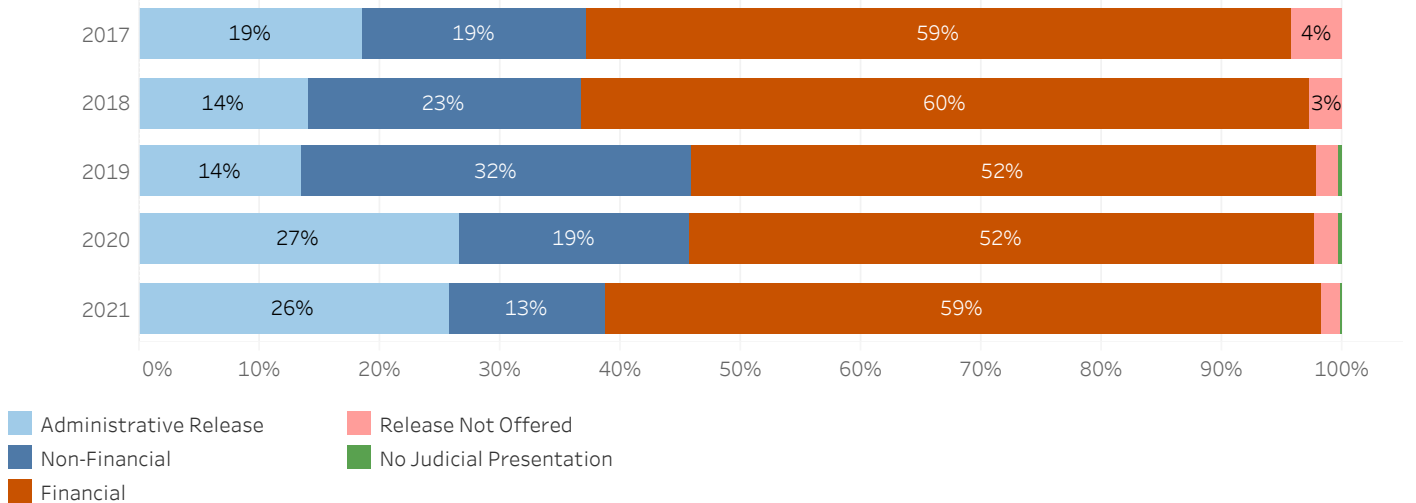


ADMINISTRATIVE OFFICE OF THE COURTS  
Research and Statistics

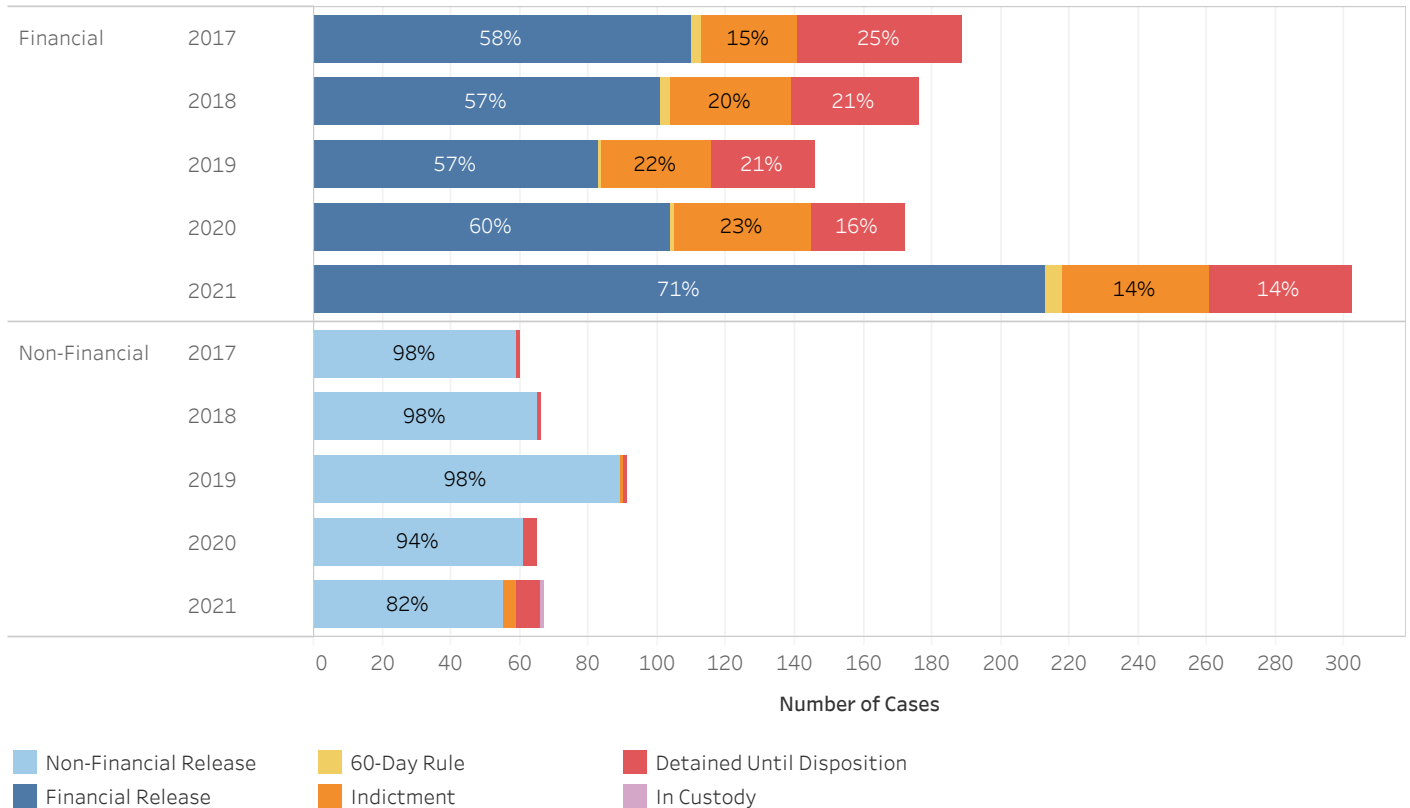
19\_PINS8007

District Court Cases Booked CY 17-21 WASHINGTON COUNTY

District Court Release Decision (Bond) Percentage by Year of Case Booking



Number of District Court Cases and Release Outcome for Financial and Non-Financial Bonds  
(Excludes Administrative Release, Release Not Offered, and No Judicial Presentation)



\* Data provided from the Pretrial Information Management System.

\* A single release bond may apply to multiple cases.

\* A single case may have multiple different bonds set over time. Only the most recent release bond is reported for each case.



**ADMINISTRATIVE OFFICE OF THE COURTS**  
**Research and Statistics**

19\_PINS8007

**District Court Cases Booked CY 17-21 WASHINGTON COUNTY**

District Court Release Decision and Release Outcome by Year of Case Booking

Year of Date Booked	Release Outcome	Release Decision					Grand Total
		Administrative Release	Non-Financial	Financial	Release Not Offered	No Judicial Presentation	
2017	Administrative Release	59					59
	Non-Financial Release		59				59
	Financial Release			110			110
	60-Day Rule			3			3
	Indictment			28	2		30
	Detained Until Disposition	1	1	48	8		58
	<b>Total</b>	<b>60</b>	<b>60</b>	<b>189</b>	<b>10</b>		<b>319</b>
2018	Administrative Release	40					40
	Non-Financial Release		65				65
	Financial Release			101			101
	60-Day Rule			3			3
	Indictment			35	3		38
	Detained Until Disposition	1	1	37	5		44
	<b>Total</b>	<b>41</b>	<b>66</b>	<b>176</b>	<b>8</b>		<b>291</b>
2019	Administrative Release	38					38
	Non-Financial Release		89				89
	Financial Release			83			83
	60-Day Rule			1	1		2
	Indictment		1	32			33
	Detained Until Disposition		1	30	4	1	36
	<b>Total</b>	<b>38</b>	<b>91</b>	<b>146</b>	<b>5</b>	<b>1</b>	<b>281</b>
2020	Administrative Release	85					85
	Non-Financial Release		61				61
	Financial Release			104			104
	60-Day Rule			1			1
	Indictment			40	2		42
	Detained Until Disposition	5	4	27	5	1	42
	<b>Total</b>	<b>90</b>	<b>65</b>	<b>172</b>	<b>7</b>	<b>1</b>	<b>335</b>
2021	Administrative Release	121					121
	Non-Financial Release		55				55
	Financial Release			213			213
	60-Day Rule			5			5
	Indictment	2	4	43			49
	Detained Until Disposition	10	7	41	6		64
	In Custody		1				1
	<b>Total</b>	<b>133</b>	<b>67</b>	<b>302</b>	<b>6</b>		<b>508</b>

\* Data provided from the Pretrial Information Management System.

\* A single release bond may apply to multiple cases.

\* A single case may have multiple different bonds set over time. Only the most recent release bond is reported for each case.

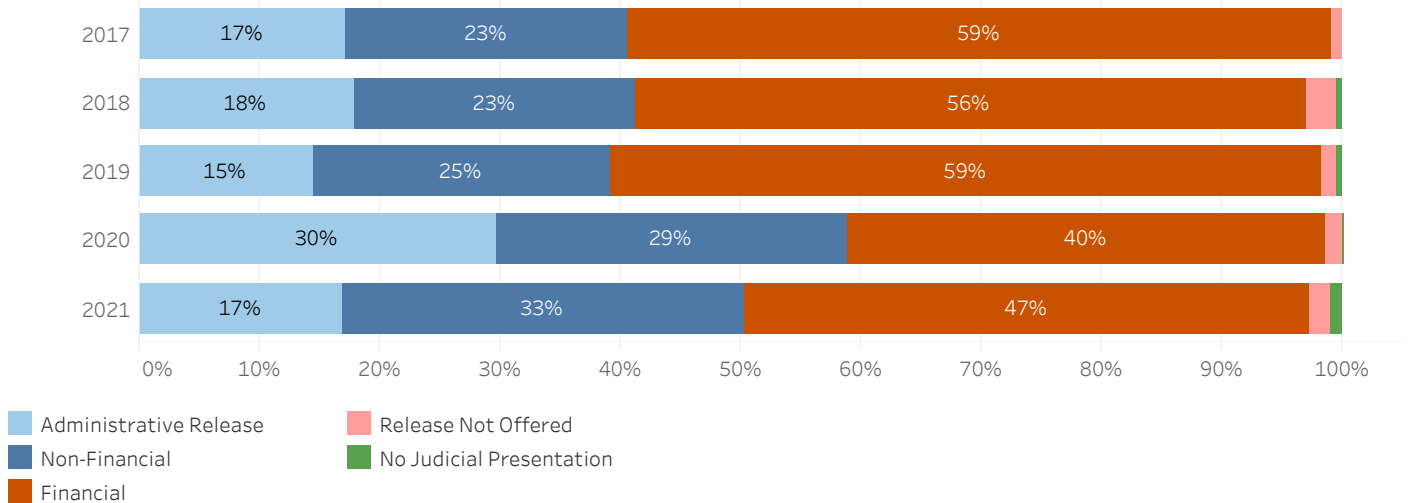


ADMINISTRATIVE OFFICE OF THE COURTS  
Research and Statistics

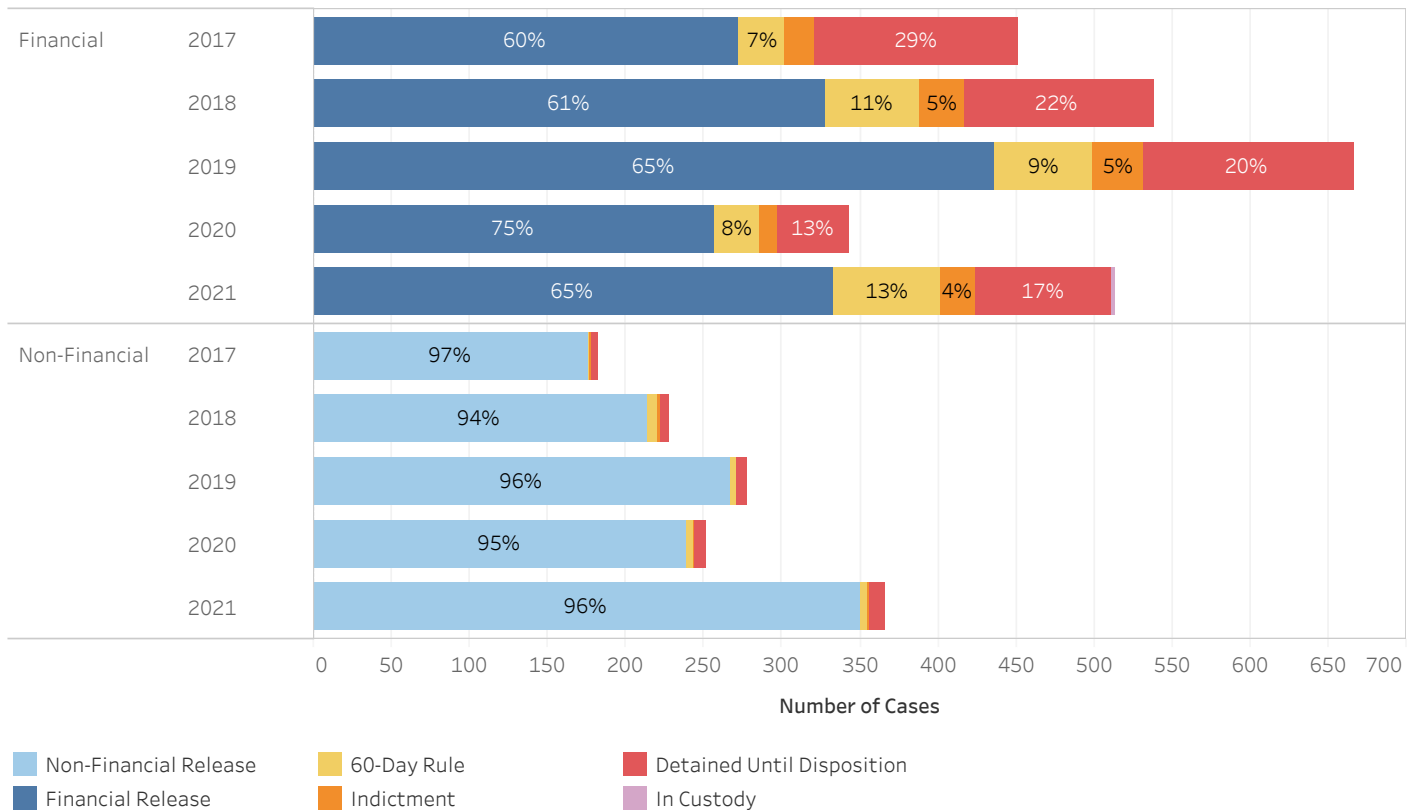
19\_PINS8007

District Court Cases Booked CY 17-21 WAYNE COUNTY

District Court Release Decision (Bond) Percentage by Year of Case Booking



Number of District Court Cases and Release Outcome for Financial and Non-Financial Bonds  
(Excludes Administrative Release, Release Not Offered, and No Judicial Presentation)



\* Data provided from the Pretrial Information Management System.

\* A single release bond may apply to multiple cases.

\* A single case may have multiple different bonds set over time. Only the most recent release bond is reported for each case.



**ADMINISTRATIVE OFFICE OF THE COURTS  
Research and Statistics**

19\_PINS8007

**District Court Cases Booked CY 17-21 WAYNE COUNTY**

District Court Release Decision and Release Outcome by Year of Case Booking

Year of Date Booked	Release Outcome	Release Decision					Grand Total
		Administrative Release	Non-Financial	Financial	Release Not Offered	No Judicial Presentation	
2017	Administrative Release	127					127
	Non-Financial Release		176				176
	Financial Release			272			272
	60-Day Rule		1	30			31
	Indictment		1	19			20
	Detained Until Disposition	6	4	130	7		147
	<b>Total</b>	<b>133</b>	<b>182</b>	<b>451</b>	<b>7</b>		<b>773</b>
2018	Administrative Release	173					173
	Non-Financial Release		214				214
	Financial Release			328			328
	60-Day Rule		6	61	1		68
	Indictment		2	28			30
	Detained Until Disposition	3	6	121	24	5	159
	<b>Total</b>	<b>176</b>	<b>228</b>	<b>538</b>	<b>25</b>	<b>5</b>	<b>972</b>
2019	Administrative Release	161					161
	Non-Financial Release		267				267
	Financial Release			436			436
	60-Day Rule		4	63	1		68
	Indictment			33	1		34
	Detained Until Disposition	3	7	134	13	4	161
	<b>Total</b>	<b>164</b>	<b>278</b>	<b>666</b>	<b>15</b>	<b>4</b>	<b>1,127</b>
2020	Administrative Release	247					247
	Non-Financial Release		239				239
	Financial Release			257			257
	60-Day Rule		4	28			32
	Indictment	1	1	12	1		15
	Detained Until Disposition	10	8	46	11		75
	<b>Total</b>	<b>258</b>	<b>252</b>	<b>343</b>	<b>12</b>		<b>865</b>
2021	Administrative Release	178					178
	Non-Financial Release		351				351
	Financial Release			333			333
	60-Day Rule		4	69	3		76
	Indictment		1	22			23
	Detained Until Disposition	6	10	87	15	5	123
	In Custody			2			2
	<b>Total</b>	<b>184</b>	<b>366</b>	<b>513</b>	<b>18</b>	<b>5</b>	<b>1,086</b>

\* Data provided from the Pretrial Information Management System.

\* A single release bond may apply to multiple cases.

\* A single case may have multiple different bonds set over time. Only the most recent release bond is reported for each case.

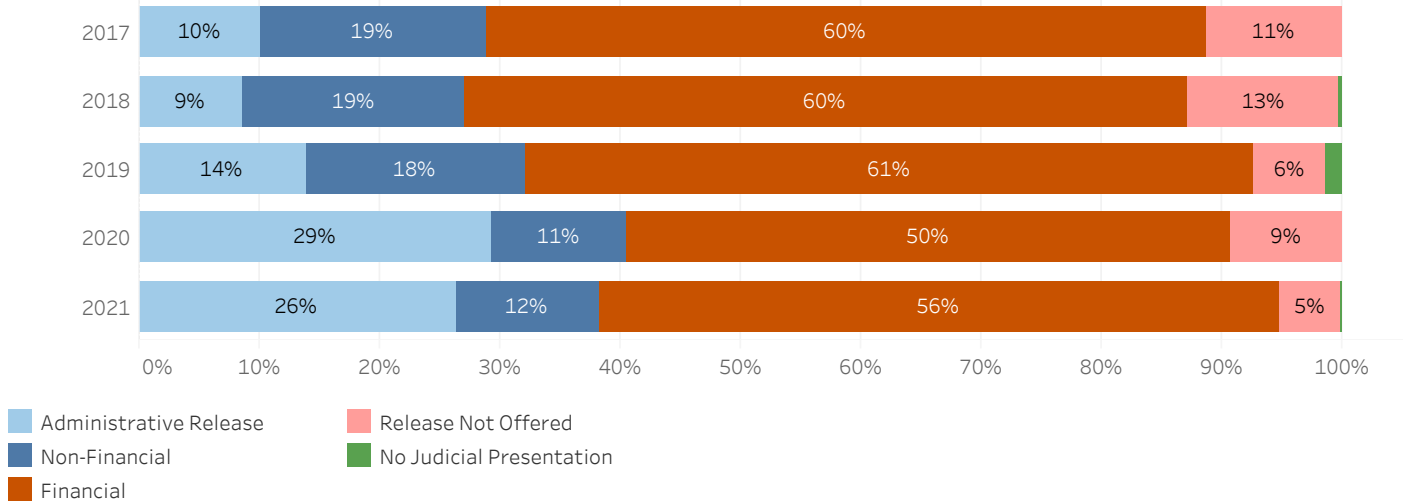


ADMINISTRATIVE OFFICE OF THE COURTS  
Research and Statistics

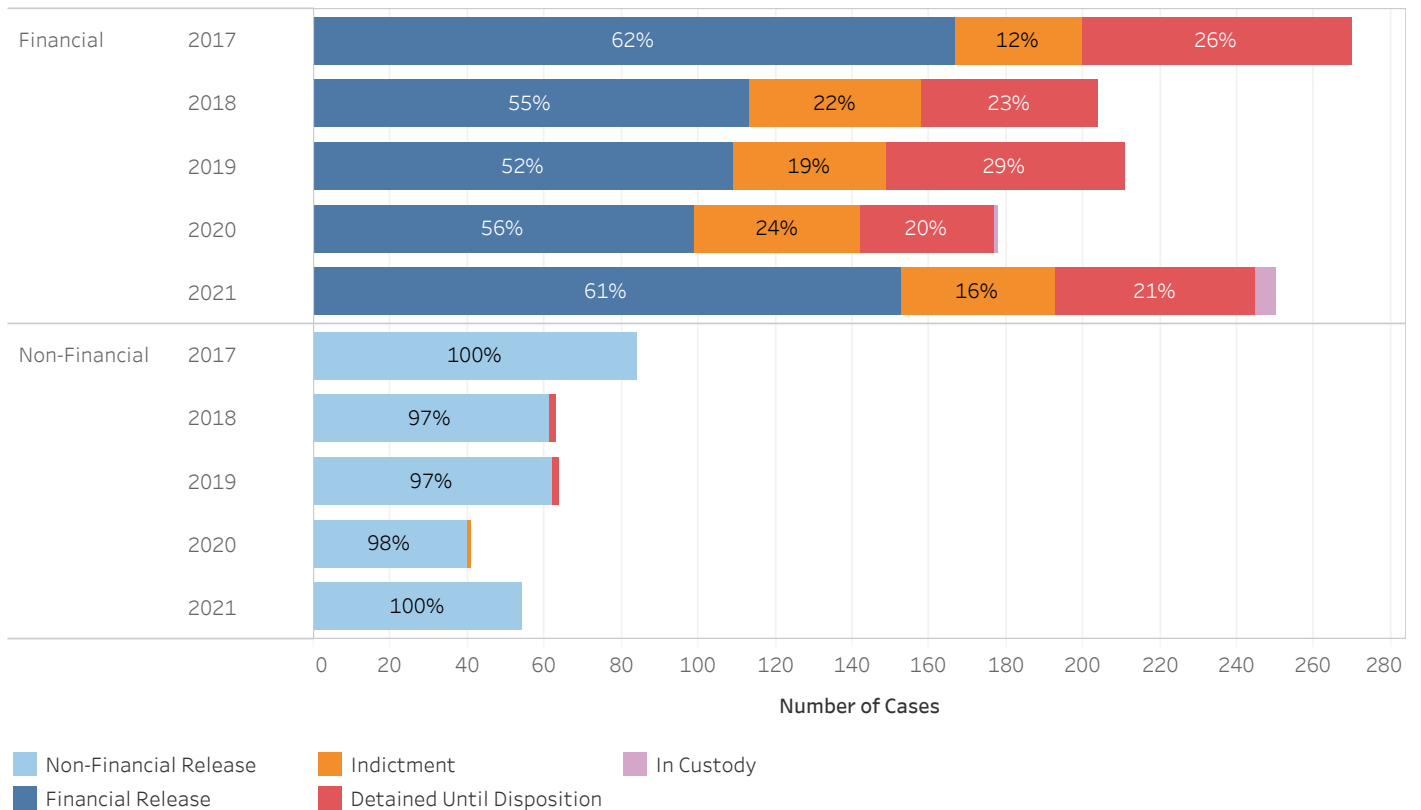
19\_PINS8007

District Court Cases Booked CY 17-21 WEBSTER COUNTY

District Court Release Decision (Bond) Percentage by Year of Case Booking



Number of District Court Cases and Release Outcome for Financial and Non-Financial Bonds  
(Excludes Administrative Release, Release Not Offered, and No Judicial Presentation)



\* Data provided from the Pretrial Information Management System.

\* A single release bond may apply to multiple cases.

\* A single case may have multiple different bonds set over time. Only the most recent release bond is reported for each case.



**ADMINISTRATIVE OFFICE OF THE COURTS**  
**Research and Statistics**

19\_PINS8007

**District Court Cases Booked CY 17-21 WEBSTER COUNTY**

District Court Release Decision and Release Outcome by Year of Case Booking

Year of Date Booked	Release Outcome	Release Decision					Grand Total
		Administrative Release	Non-Financial	Financial	Release Not Offered	No Judicial Presentation	
2017	Administrative Release	46					46
	Non-Financial Release		84				84
	Financial Release			167			167
	Indictment			33	4		37
	Detained Until Disposition			70	47		117
	<b>Total</b>		<b>46</b>	<b>84</b>	<b>270</b>	<b>51</b>	
2018	Administrative Release	28					28
	Non-Financial Release		61				61
	Financial Release			113			113
	Indictment			45	3		48
	Detained Until Disposition	1	2	46	40	1	90
	<b>Total</b>		<b>29</b>	<b>63</b>	<b>204</b>	<b>43</b>	<b>1</b>
2019	Administrative Release	49					49
	Non-Financial Release		62				62
	Financial Release			109			109
	Indictment			40	4		44
	Detained Until Disposition		2	62	17	5	86
	<b>Total</b>		<b>49</b>	<b>64</b>	<b>211</b>	<b>21</b>	<b>5</b>
2020	Administrative Release	100					100
	Non-Financial Release		40				40
	Financial Release			99			99
	Indictment	1	1	43	9		54
	Detained Until Disposition	5		35	20		60
	In Custody			1	1		2
	<b>Total</b>		<b>106</b>	<b>41</b>	<b>178</b>	<b>30</b>	
2021	Administrative Release	114					114
	Non-Financial Release		54				54
	Financial Release			153			153
	Indictment	1		40	3		44
	Detained Until Disposition	3		52	18		73
	In Custody			5	2		7
	<b>Total</b>		<b>118</b>	<b>54</b>	<b>250</b>	<b>23</b>	

\* Data provided from the Pretrial Information Management System.

\* A single release bond may apply to multiple cases.

\* A single case may have multiple different bonds set over time. Only the most recent release bond is reported for each case.

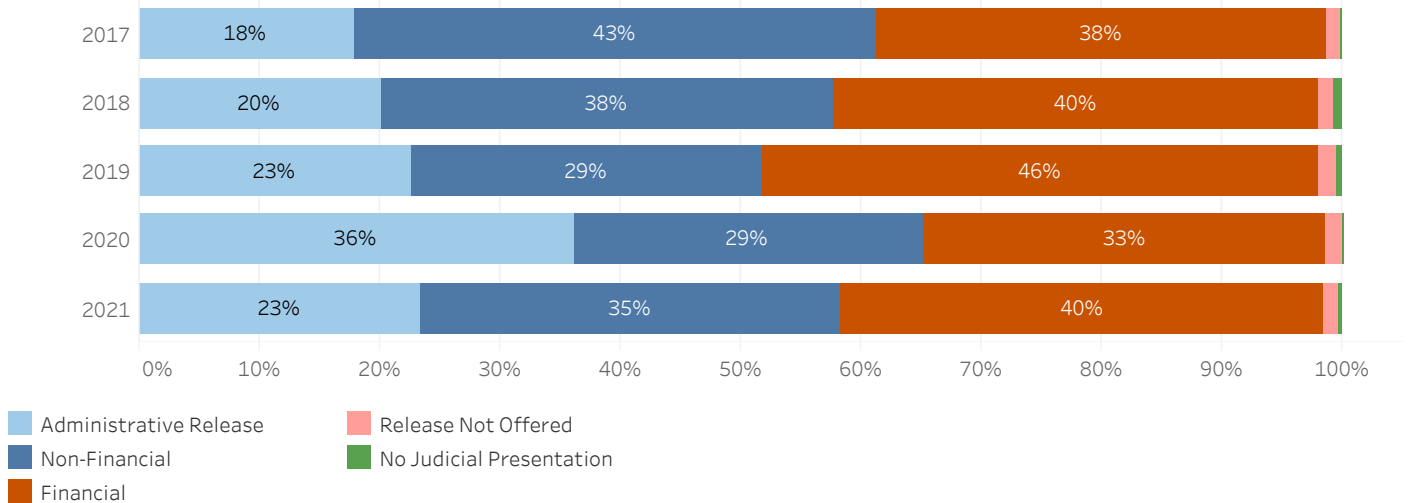


ADMINISTRATIVE OFFICE OF THE COURTS  
Research and Statistics

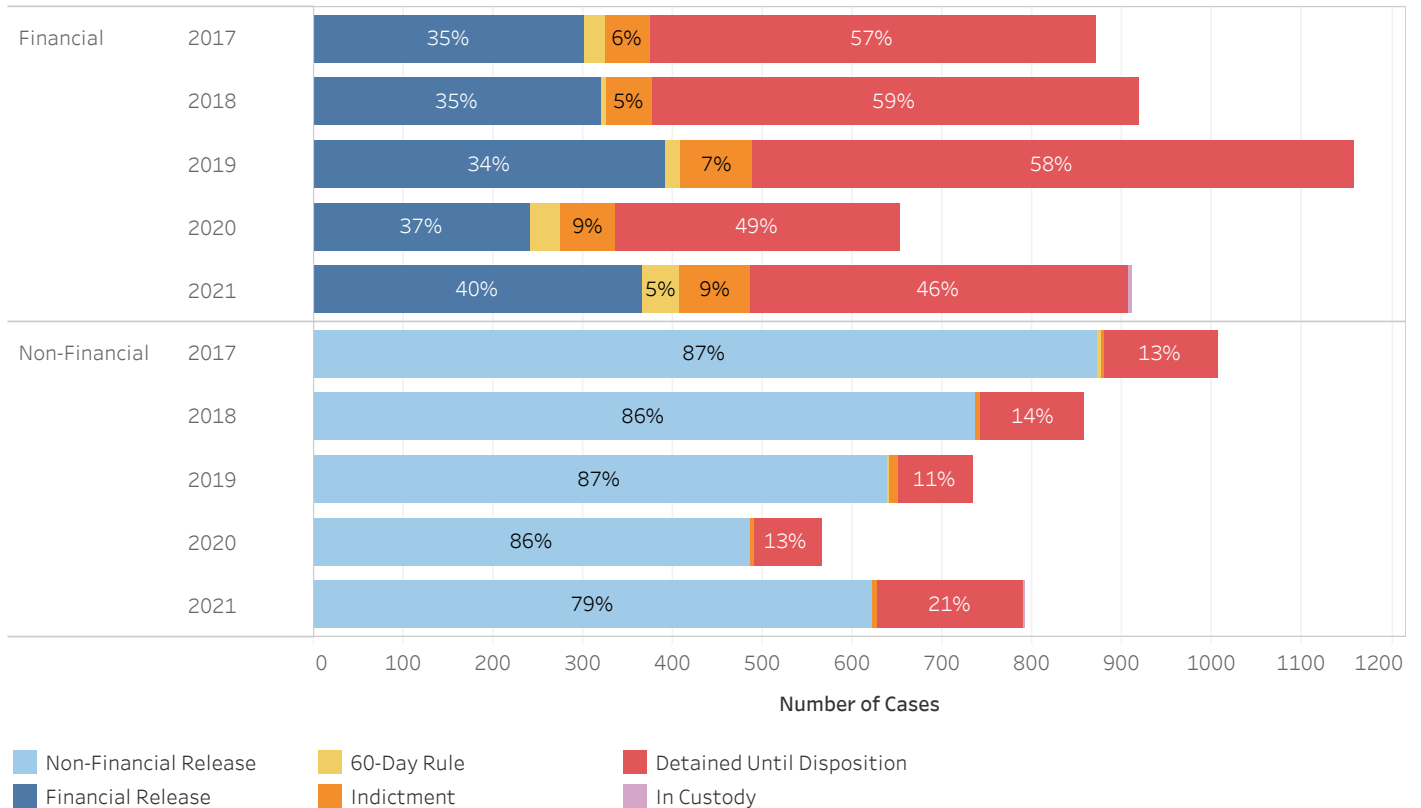
19\_PINS8007

District Court Cases Booked CY 17-21 WHITLEY COUNTY

District Court Release Decision (Bond) Percentage by Year of Case Booking



Number of District Court Cases and Release Outcome for Financial and Non-Financial Bonds  
(Excludes Administrative Release, Release Not Offered, and No Judicial Presentation)



\* Data provided from the Pretrial Information Management System.

\* A single release bond may apply to multiple cases.

\* A single case may have multiple different bonds set over time. Only the most recent release bond is reported for each case.





**ADMINISTRATIVE OFFICE OF THE COURTS  
Research and Statistics**

19\_PINS8007

**District Court Cases Booked CY 17-21 WHITLEY COUNTY**

District Court Release Decision and Release Outcome by Year of Case Booking

Year of Date Booked	Release Outcome	Release Decision					Grand Total
		Administrative Release	Non-Financial	Financial	Release Not Offered	No Judicial Presentation	
2017	Administrative Release	390					390
	Non-Financial Release		873				873
	Financial Release			301			301
	60-Day Rule		3	24			27
	Indictment	1	4	51			56
	Detained Until Disposition	24	126	495	25	6	676
	<b>Total</b>	<b>415</b>	<b>1,006</b>	<b>871</b>	<b>25</b>	<b>6</b>	<b>2,323</b>
2018	Administrative Release	424					424
	Non-Financial Release		738				738
	Financial Release			320			320
	60-Day Rule			7			7
	Indictment		4	50		1	55
	Detained Until Disposition	37	116	541	28	17	739
	<b>Total</b>	<b>461</b>	<b>858</b>	<b>918</b>	<b>28</b>	<b>18</b>	<b>2,283</b>
2019	Administrative Release	518					518
	Non-Financial Release		640				640
	Financial Release			392			392
	60-Day Rule		1	17			18
	Indictment		9	79	1		89
	Detained Until Disposition	52	84	670	37	14	857
	<b>Total</b>	<b>570</b>	<b>734</b>	<b>1,158</b>	<b>38</b>	<b>14</b>	<b>2,514</b>
2020	Administrative Release	659					659
	Non-Financial Release		486				486
	Financial Release			242			242
	60-Day Rule		1	33			34
	Indictment	4	4	60		1	69
	Detained Until Disposition	44	74	318	26		462
	<b>Total</b>	<b>707</b>	<b>565</b>	<b>653</b>	<b>26</b>	<b>1</b>	<b>1,952</b>
2021	Administrative Release	507					507
	Non-Financial Release		623				623
	Financial Release			366			366
	60-Day Rule			41			41
	Indictment	3	4	79		1	87
	Detained Until Disposition	19	162	421	27	6	635
	In Custody		1	3			4
	<b>Total</b>	<b>529</b>	<b>790</b>	<b>910</b>	<b>27</b>	<b>7</b>	<b>2,263</b>

\* Data provided from the Pretrial Information Management System.

\* A single release bond may apply to multiple cases.

\* A single case may have multiple different bonds set over time. Only the most recent release bond is reported for each case.

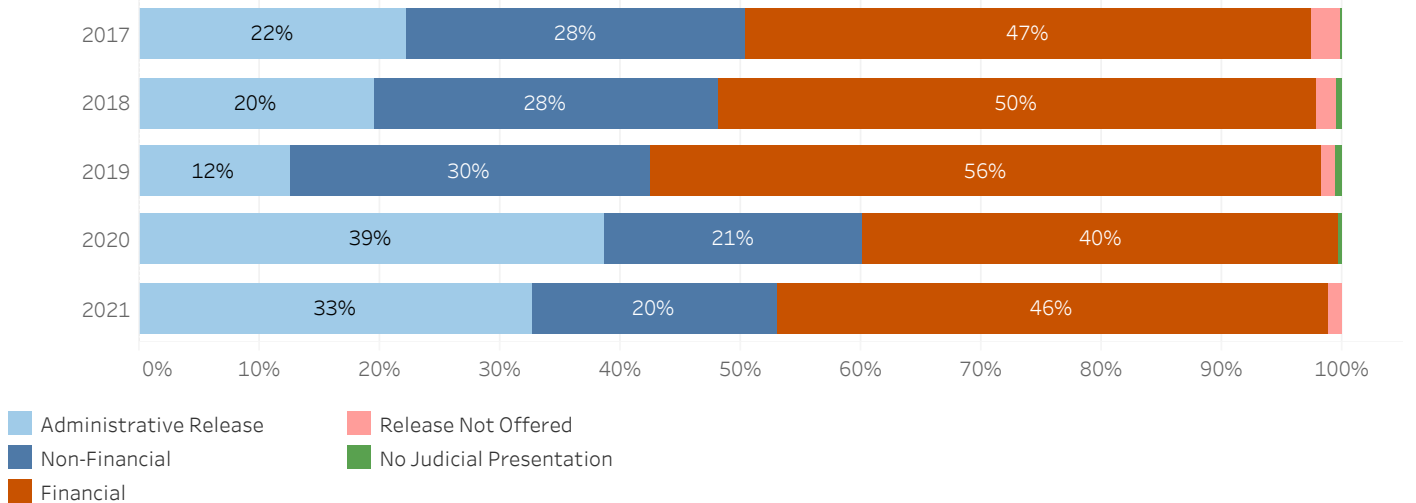


ADMINISTRATIVE OFFICE OF THE COURTS  
Research and Statistics

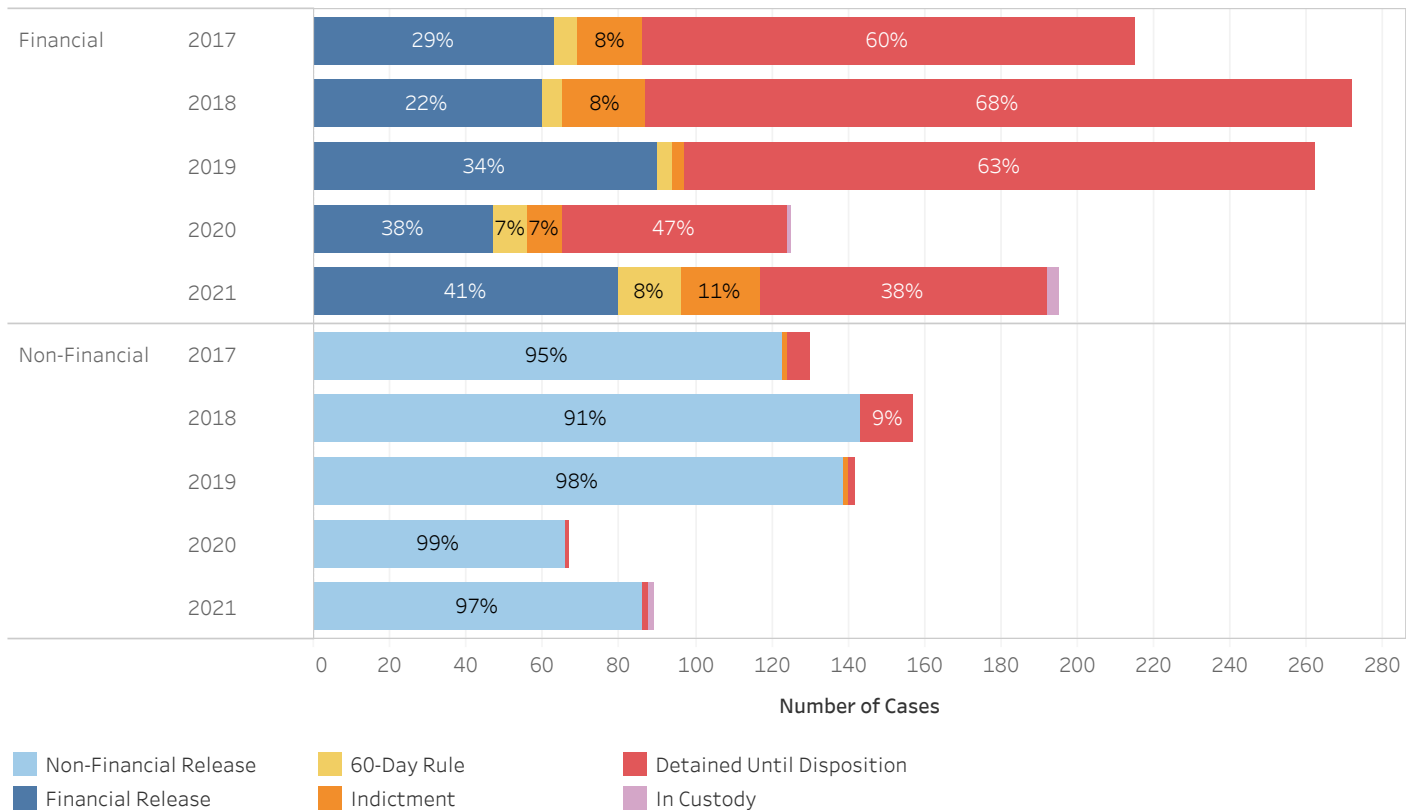
19\_PINS8007

District Court Cases Booked CY 17-21 WOLFE COUNTY

District Court Release Decision (Bond) Percentage by Year of Case Booking



Number of District Court Cases and Release Outcome for Financial and Non-Financial Bonds  
(Excludes Administrative Release, Release Not Offered, and No Judicial Presentation)



\* Data provided from the Pretrial Information Management System.

\* A single release bond may apply to multiple cases.

\* A single case may have multiple different bonds set over time. Only the most recent release bond is reported for each case.



**ADMINISTRATIVE OFFICE OF THE COURTS**  
**Research and Statistics**

19\_PINS8007

**District Court Cases Booked CY 17-21 WOLFE COUNTY**

District Court Release Decision and Release Outcome by Year of Case Booking

Year of Date Booked	Release Outcome	Release Decision					Grand Total
		Administrative Release	Non-Financial	Financial	Release Not Offered	No Judicial Presentation	
2017	Administrative Release	101					101
	Non-Financial Release		123				123
	Financial Release			63			63
	60-Day Rule			6			6
	Indictment		1	17			18
	Detained Until Disposition	1	6	129	11	1	148
	<b>Total</b>	<b>102</b>	<b>130</b>	<b>215</b>	<b>11</b>	<b>1</b>	<b>459</b>
2018	Administrative Release	103					103
	Non-Financial Release		143				143
	Financial Release			60			60
	60-Day Rule			5			5
	Indictment			22			22
	Detained Until Disposition	5	14	185	9	3	216
	<b>Total</b>	<b>108</b>	<b>157</b>	<b>272</b>	<b>9</b>	<b>3</b>	<b>549</b>
2019	Administrative Release	57					57
	Non-Financial Release		139				139
	Financial Release			90			90
	60-Day Rule			4			4
	Indictment		1	3			4
	Detained Until Disposition	2	2	165	4	3	176
	<b>Total</b>	<b>59</b>	<b>142</b>	<b>262</b>	<b>4</b>	<b>3</b>	<b>470</b>
2020	Administrative Release	112					112
	Non-Financial Release		66				66
	Financial Release			47			47
	60-Day Rule			9			9
	Indictment			9			9
	Detained Until Disposition	11	1	59		1	72
	In Custody			1			1
<b>Total</b>	<b>123</b>	<b>67</b>	<b>125</b>		<b>1</b>	<b>316</b>	
2021	Administrative Release	137					137
	Non-Financial Release		86				86
	Financial Release			80			80
	60-Day Rule			16			16
	Indictment	1		21			22
	Detained Until Disposition	4	2	75	5		86
	In Custody	1	1	3			5
<b>Total</b>	<b>143</b>	<b>89</b>	<b>195</b>	<b>5</b>		<b>432</b>	

\* Data provided from the Pretrial Information Management System.

\* A single release bond may apply to multiple cases.

\* A single case may have multiple different bonds set over time. Only the most recent release bond is reported for each case.

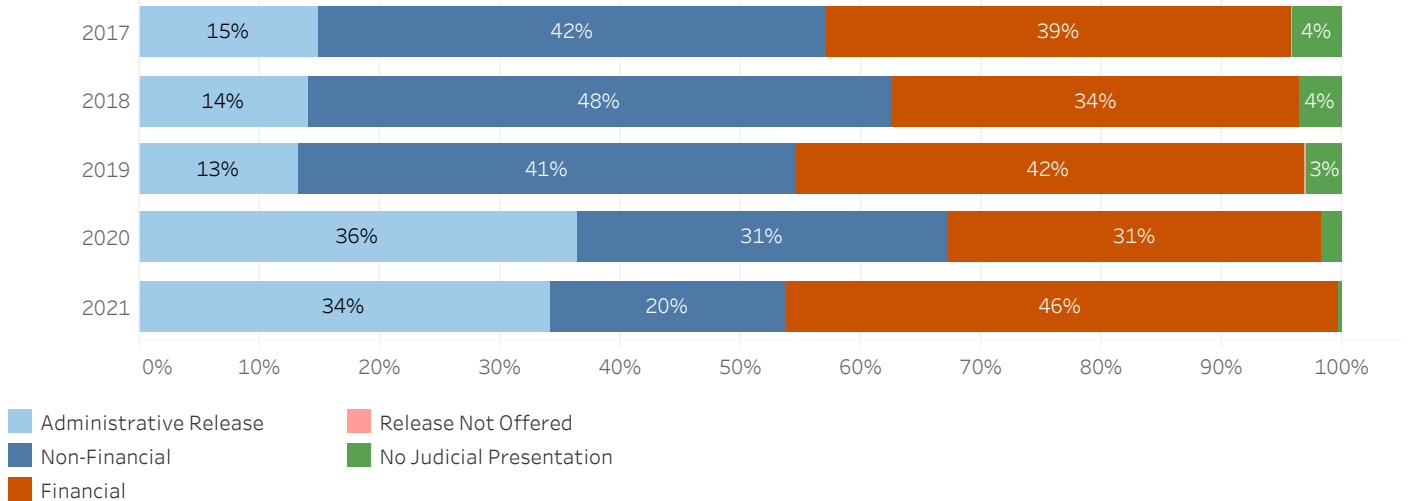


ADMINISTRATIVE OFFICE OF THE COURTS  
Research and Statistics

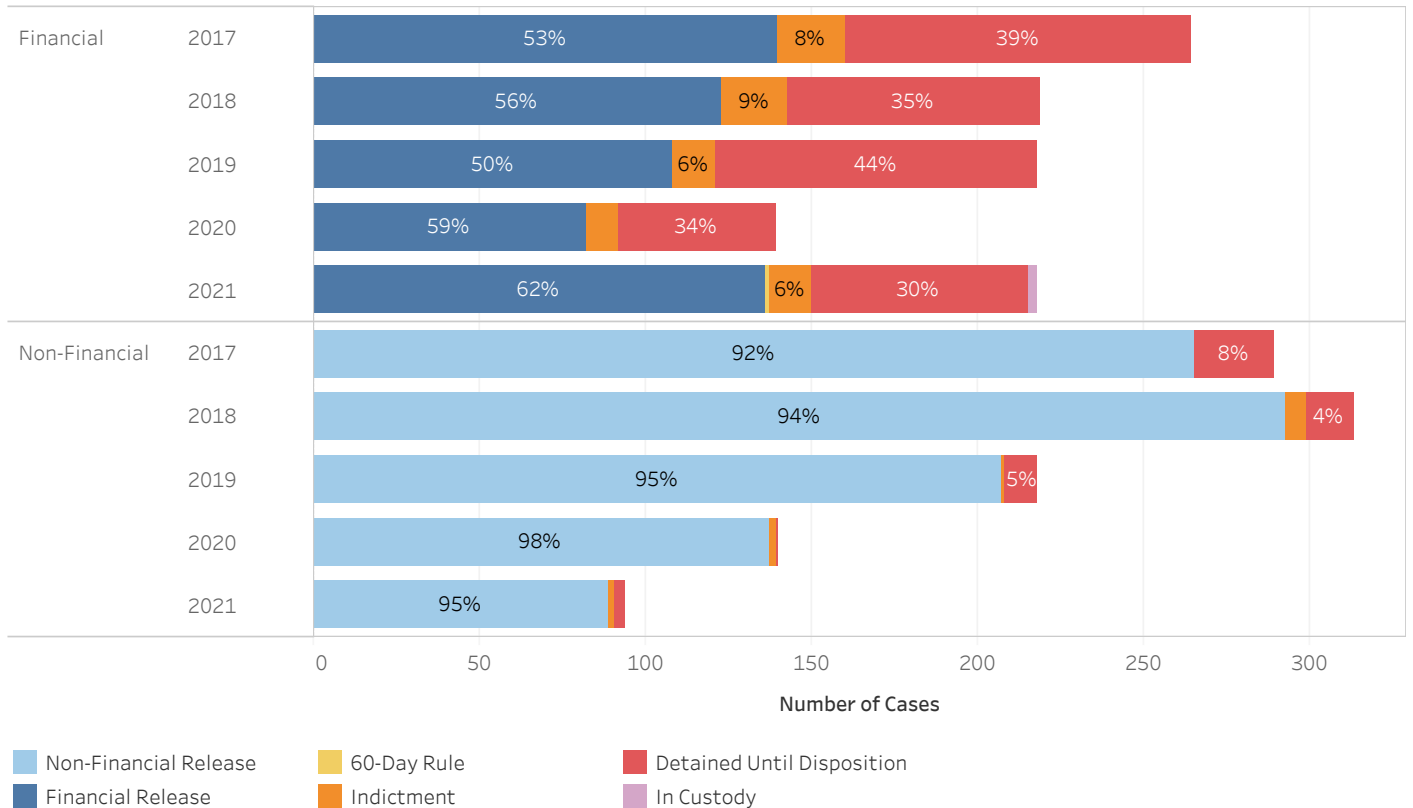
19\_PINS8007

District Court Cases Booked CY 17-21 WOODFORD COUNTY

District Court Release Decision (Bond) Percentage by Year of Case Booking



Number of District Court Cases and Release Outcome for Financial and Non-Financial Bonds  
(Excludes Administrative Release, Release Not Offered, and No Judicial Presentation)



\* Data provided from the Pretrial Information Management System.

\* A single release bond may apply to multiple cases.

\* A single case may have multiple different bonds set over time. Only the most recent release bond is reported for each case.



**ADMINISTRATIVE OFFICE OF THE COURTS**  
**Research and Statistics**

19\_PINS8007

**District Court Cases Booked CY 17-21 WOODFORD COUNTY**

District Court Release Decision and Release Outcome by Year of Case Booking

Year of Date Booked	Release Outcome	Release Decision					Grand Total
		Administrative Release	Non-Financial	Financial	Release Not Offered	No Judicial Presentation	
2017	Administrative Release	102					102
	Non-Financial Release		265				265
	Financial Release			140			140
	Indictment			20			20
	Detained Until Disposition		24	104	1	28	157
	<b>Total</b>		<b>102</b>	<b>289</b>	<b>264</b>	<b>1</b>	<b>28</b>
2018	Administrative Release	91					91
	Non-Financial Release		293				293
	Financial Release			123			123
	Indictment		6	20			26
	Detained Until Disposition		14	76		23	113
	<b>Total</b>		<b>91</b>	<b>313</b>	<b>219</b>		<b>23</b>
2019	Administrative Release	68					68
	Non-Financial Release		207				207
	Financial Release			108			108
	Indictment		1	13			14
	Detained Until Disposition	2	10	97	1	16	126
	<b>Total</b>		<b>70</b>	<b>218</b>	<b>218</b>	<b>1</b>	<b>16</b>
2020	Administrative Release	165					165
	Non-Financial Release		137				137
	Financial Release			82			82
	Indictment		2	10			12
	Detained Until Disposition	2	1	47		8	58
	<b>Total</b>		<b>167</b>	<b>140</b>	<b>139</b>		<b>8</b>
2021	Administrative Release	162					162
	Non-Financial Release		89				89
	Financial Release			136			136
	60-Day Rule			1			1
	Indictment		2	13			15
	Detained Until Disposition	4	3	65		2	74
	In Custody			3			3
	<b>Total</b>		<b>166</b>	<b>94</b>	<b>218</b>		<b>2</b>

\* Data provided from the Pretrial Information Management System.

\* A single release bond may apply to multiple cases.

\* A single case may have multiple different bonds set over time. Only the most recent release bond is reported for each case.

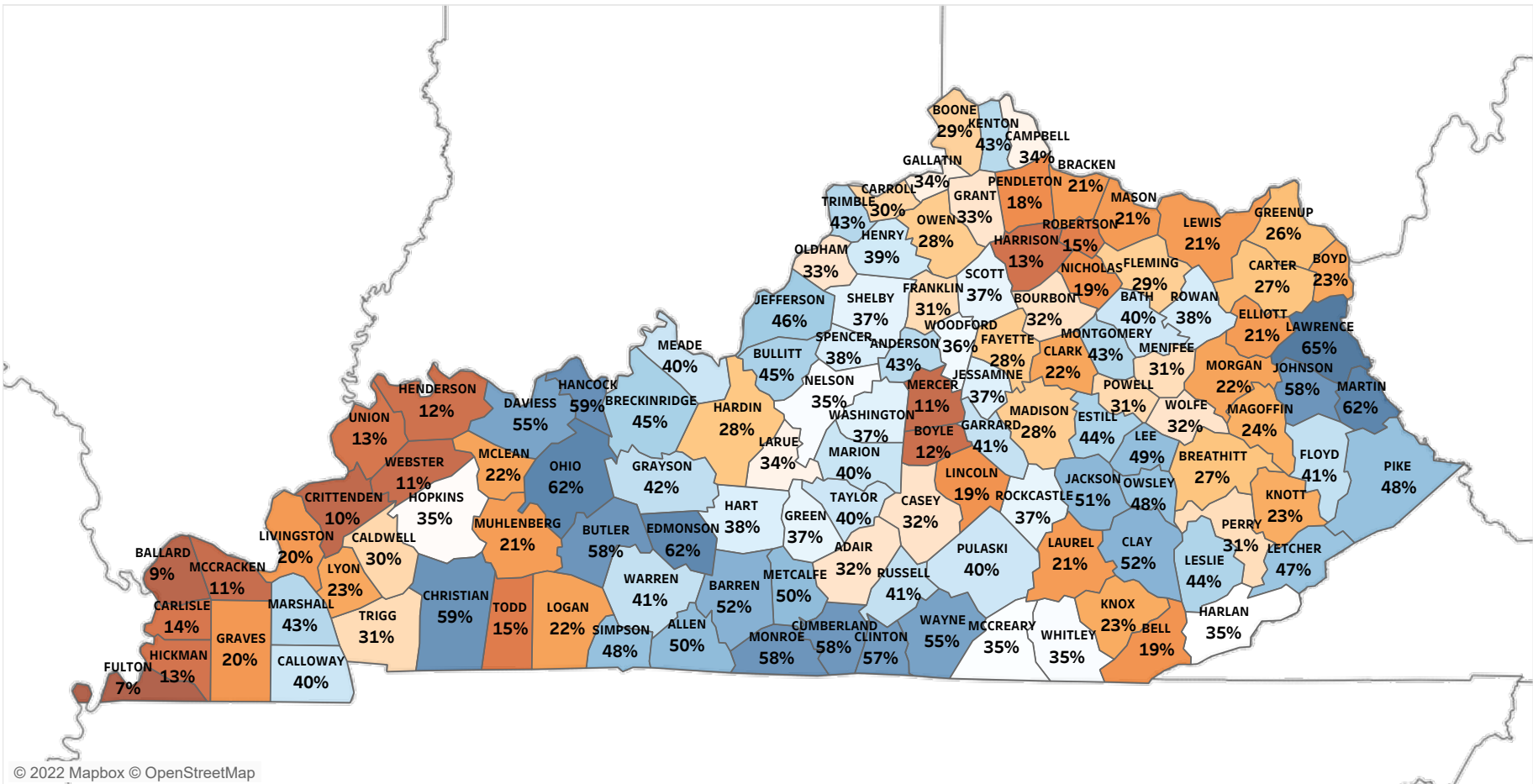


ADMINISTRATIVE OFFICE OF THE COURT S  
Research and Statistics

Circuit Court Cases Booked CY 2017 STATEWIDE

Percentage of Non-Financial Bond among Circuit Court cases receiving judicial release decision (Excludes Administrative Release and cases with no judicial presentation)

Statewide percentage: 34.9556%



© 2022 Mapbox © OpenStreetMap

- \* Data provided from the Pretrial Information Management System.
- \* A single release bond may apply to multiple cases.
- \* A single case may have multiple different bonds set over time. Only the most recent release bond is reported for each case.

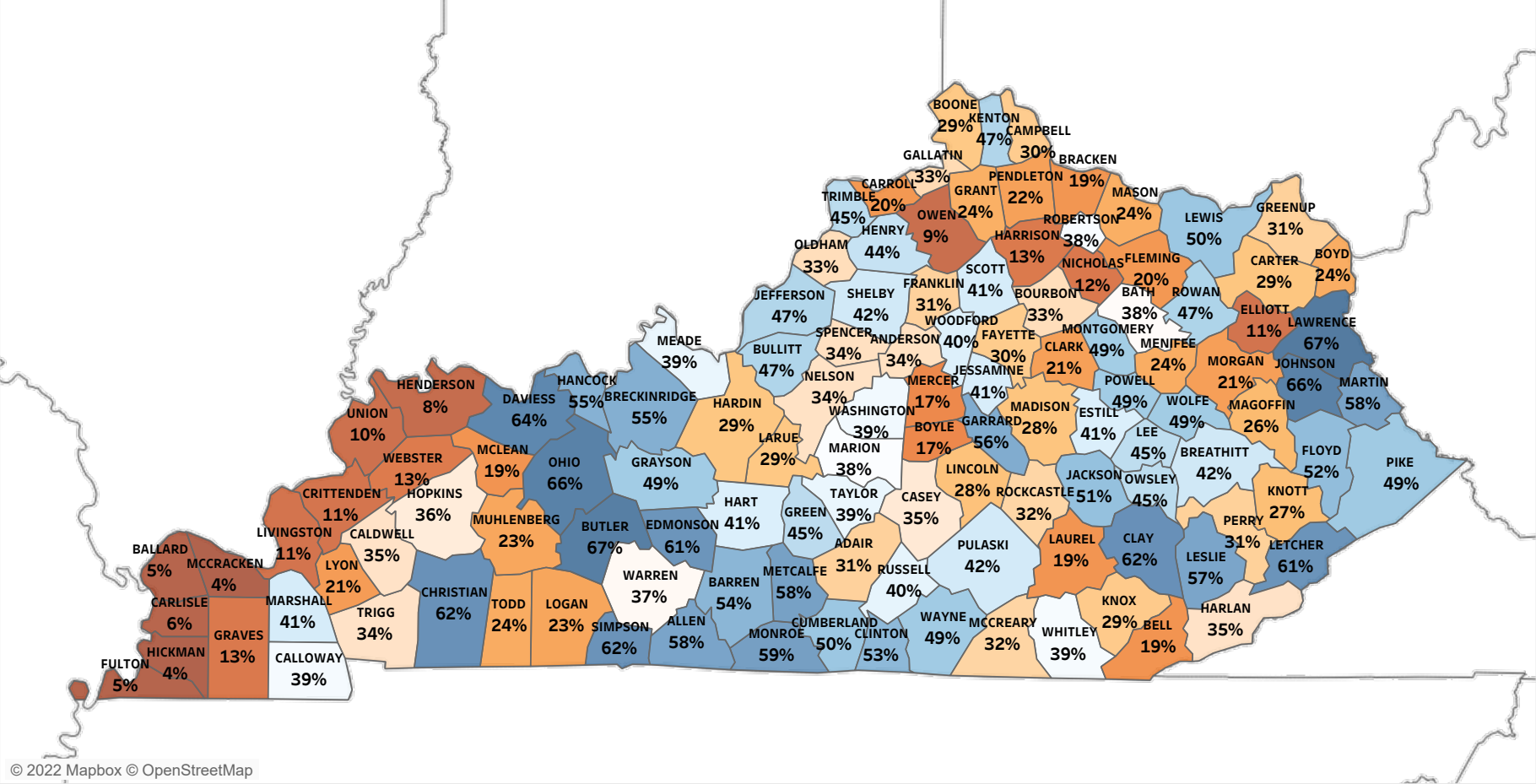




ADMINISTRATIVE OFFICE OF THE COURT S
Research and Statistics

Circuit Court Cases Booked CY 2019 STATEWIDE

Percentage of Non-Financial Bond among Circuit Court cases receiving judicial release decision (Excludes Administrative Release and cases with no judicial presentation)
Statewide percentage: 38.1317%



\* Data provided from the Pretrial Information Management System.
\* A single release bond may apply to multiple cases.
\* A single case may have multiple different bonds set over time. Only the most recent release bond is reported for each case.



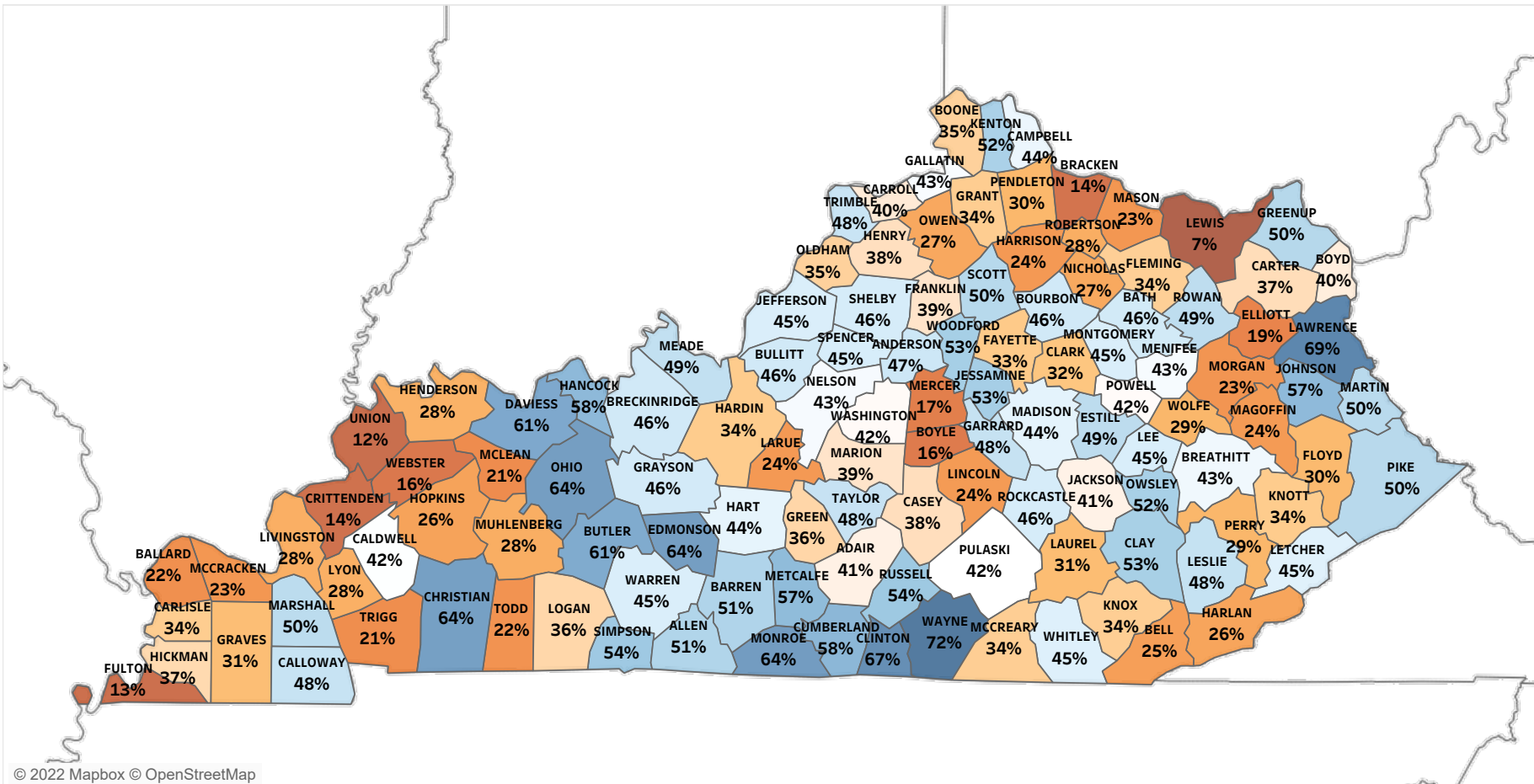


### ADMINISTRATIVE OFFICE OF THE COURT S Research and Statistics

### Circuit Court Cases Booked CY 2020 STATEWIDE

Percentage of Non-Financial Bond among Circuit Court cases receiving judicial release decision (Excludes Administrative Release and cases with no judicial presentation)

Statewide percentage: **42.2561%**



© 2022 Mapbox © OpenStreetMap

- \* Data provided from the Pretrial Information Management System.
- \* A single release bond may apply to multiple cases.
- \* A single case may have multiple different bonds set over time. Only the most recent release bond is reported for each case.

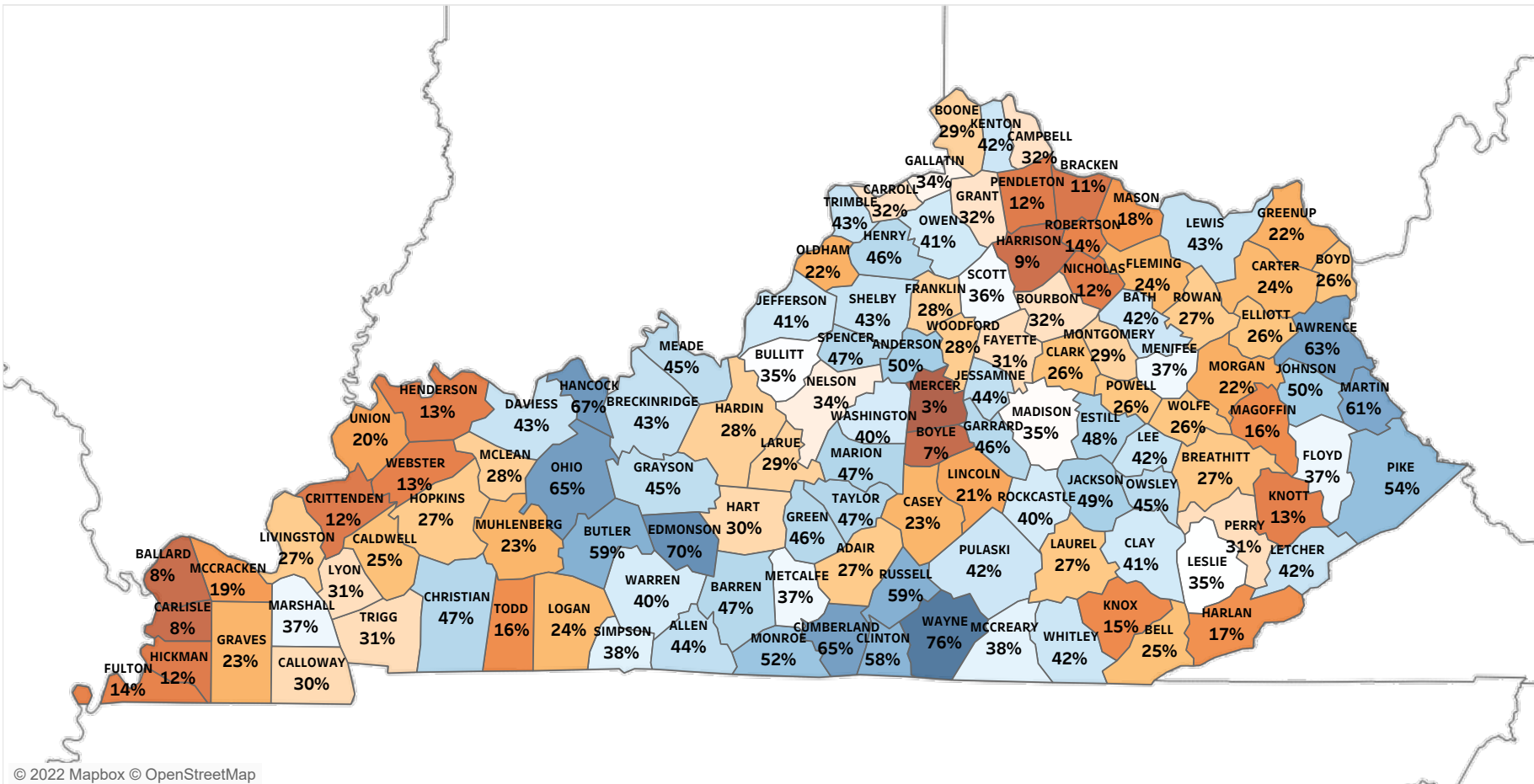


### ADMINISTRATIVE OFFICE OF THE COURT S Research and Statistics

### Circuit Court Cases Booked CY 2021 STATEWIDE

Percentage of Non-Financial Bond among Circuit Court cases receiving judicial release decision (Excludes Administrative Release and cases with no judicial presentation)

Statewide percentage: 35.2185%



\* Data provided from the Pretrial Information Management System.  
 \* A single release bond may apply to multiple cases.  
 \* A single case may have multiple different bonds set over time. Only the most recent release bond is reported for each case.

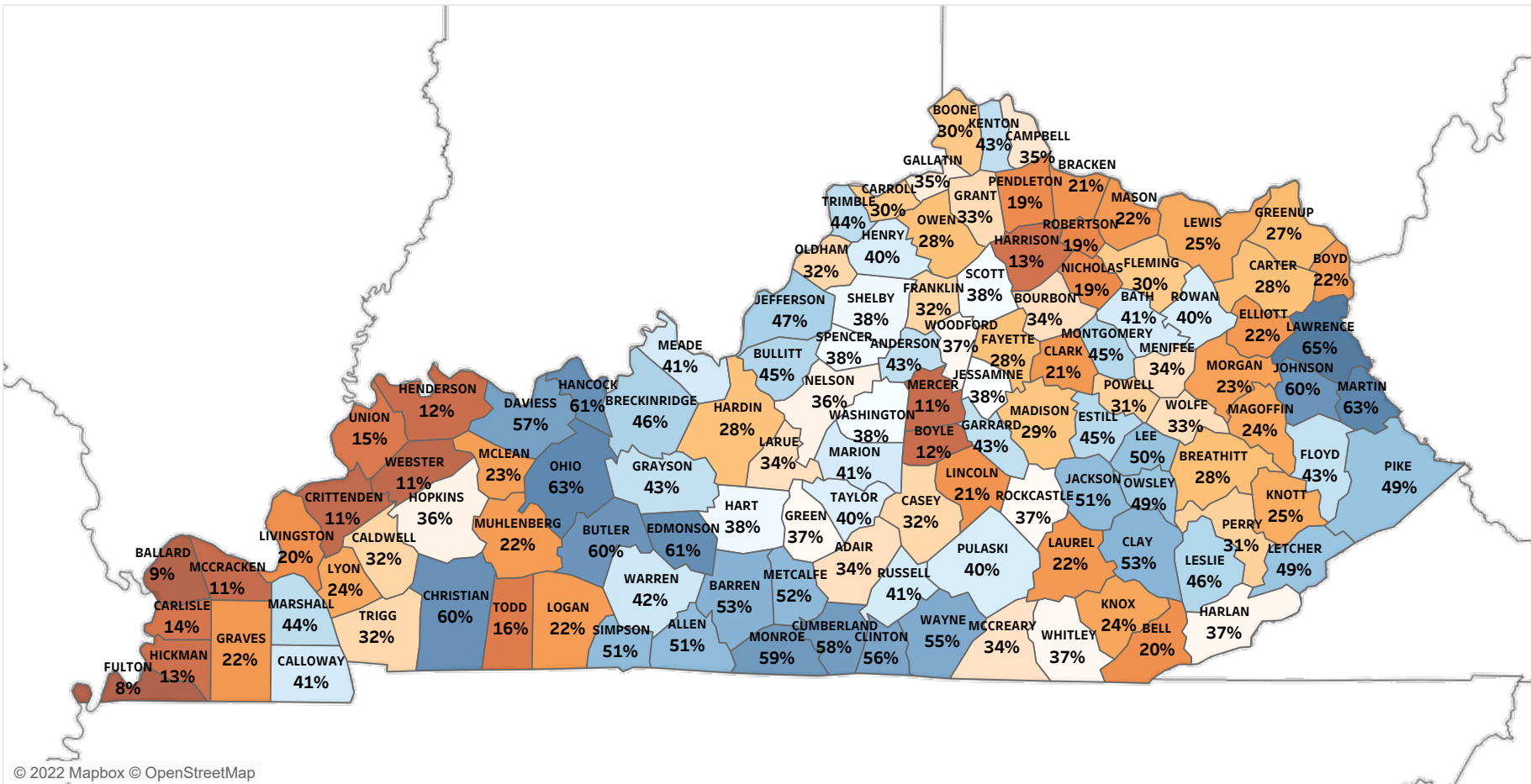


ADMINISTRATIVE OFFICE OF THE COURT S  
 Research and Statistics

Circuit Court Cases Booked CY 2017 - CY 2021 STATEWIDE

Percentage of Non-Financial Bond among Circuit Court cases receiving judicial release decision (Excludes Administrative Release and cases with no judicial presentation)

Statewide percentage: 37.3323%



\* Data provided from the Pretrial Information Management System.  
 \* A single release bond may apply to multiple cases.  
 \* A single case may have multiple different bonds set over time. Only the most recent release bond is reported for each case.

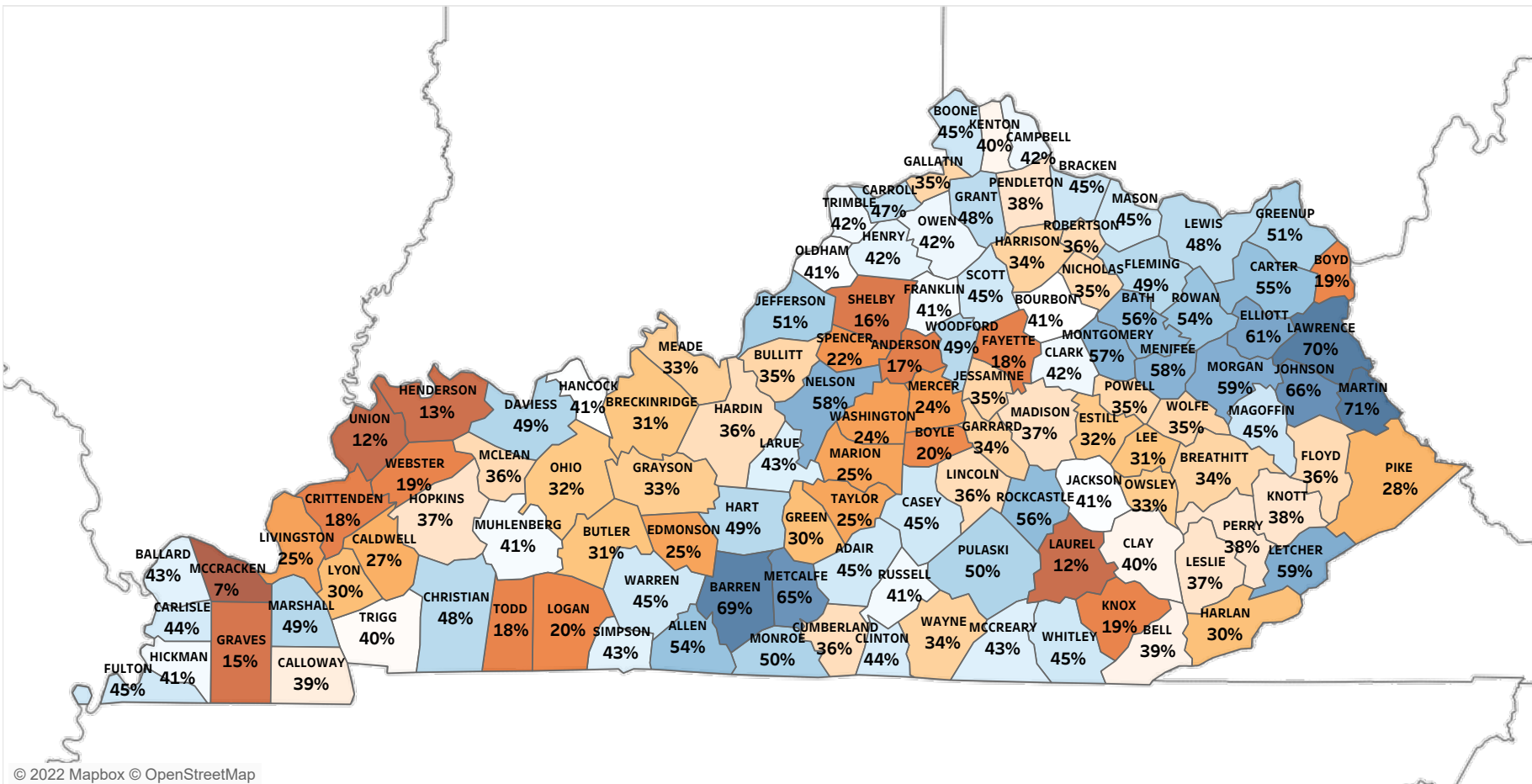


### ADMINISTRATIVE OFFICE OF THE COURT S Research and Statistics

#### District Court Cases Booked CY 2017 STATEWIDE

Percentage of Non-Financial Bond among District Court cases receiving judicial release decision (Excludes Administrative Release and cases with no judicial presentation)

Statewide percentage: **40.6136%**



\* Data provided from the Pretrial Information Management System.  
 \* A single release bond may apply to multiple cases.  
 \* A single case may have multiple different bonds set over time. Only the most recent release bond is reported for each case.

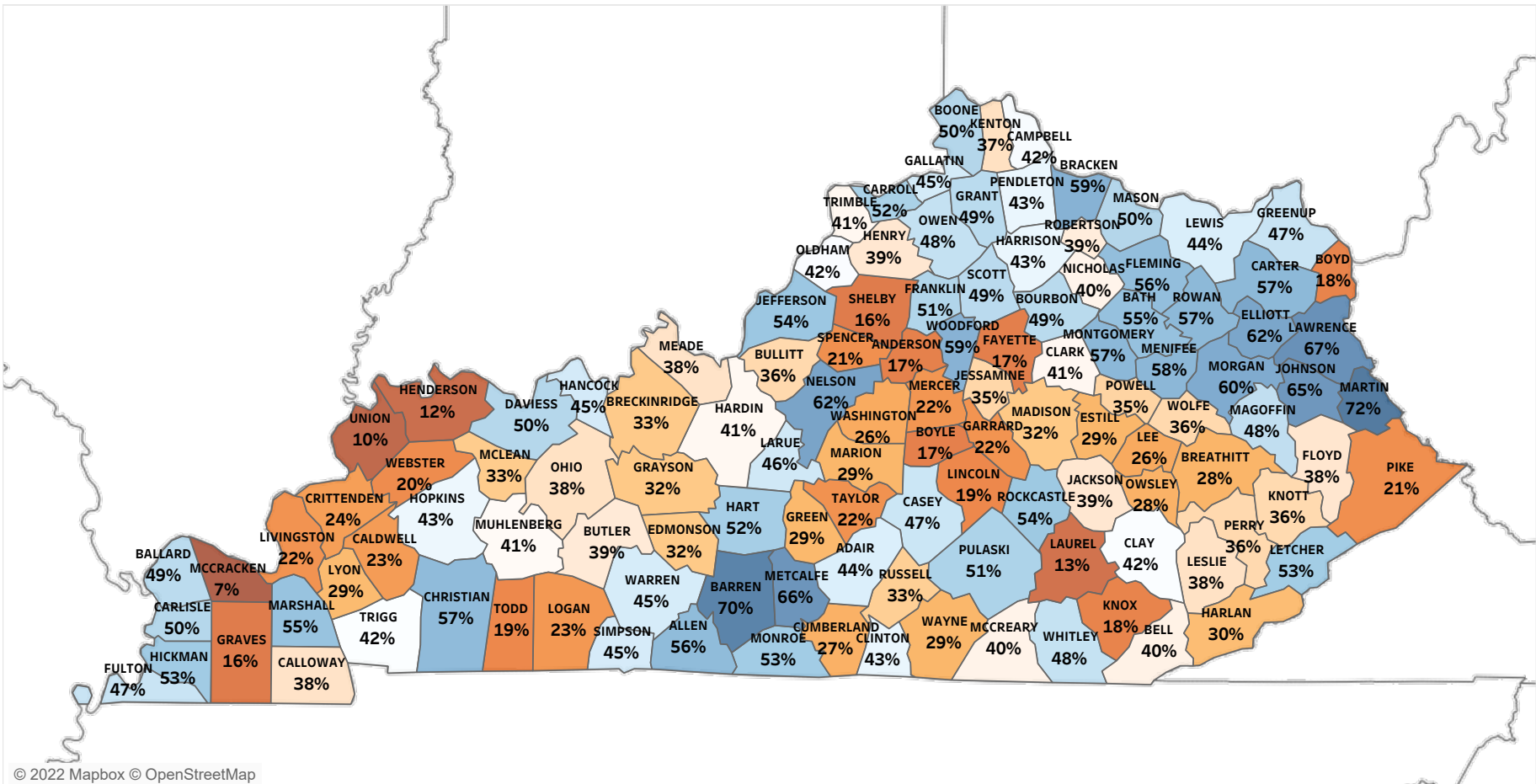


ADMINISTRATIVE OFFICE OF THE COURT S  
Research and Statistics

District Court Cases Booked CY 2018 STATEWIDE

Percentage of Non-Financial Bond among District Court cases receiving judicial release decision (Excludes Administrative Release and cases with no judicial presentation)

Statewide percentage: 41.5340%



© 2022 Mapbox © OpenStreetMap

\* Data provided from the Pretrial Information Management System.  
 \* A single release bond may apply to multiple cases.  
 \* A single case may have multiple different bonds set over time. Only the most recent release bond is reported for each case.

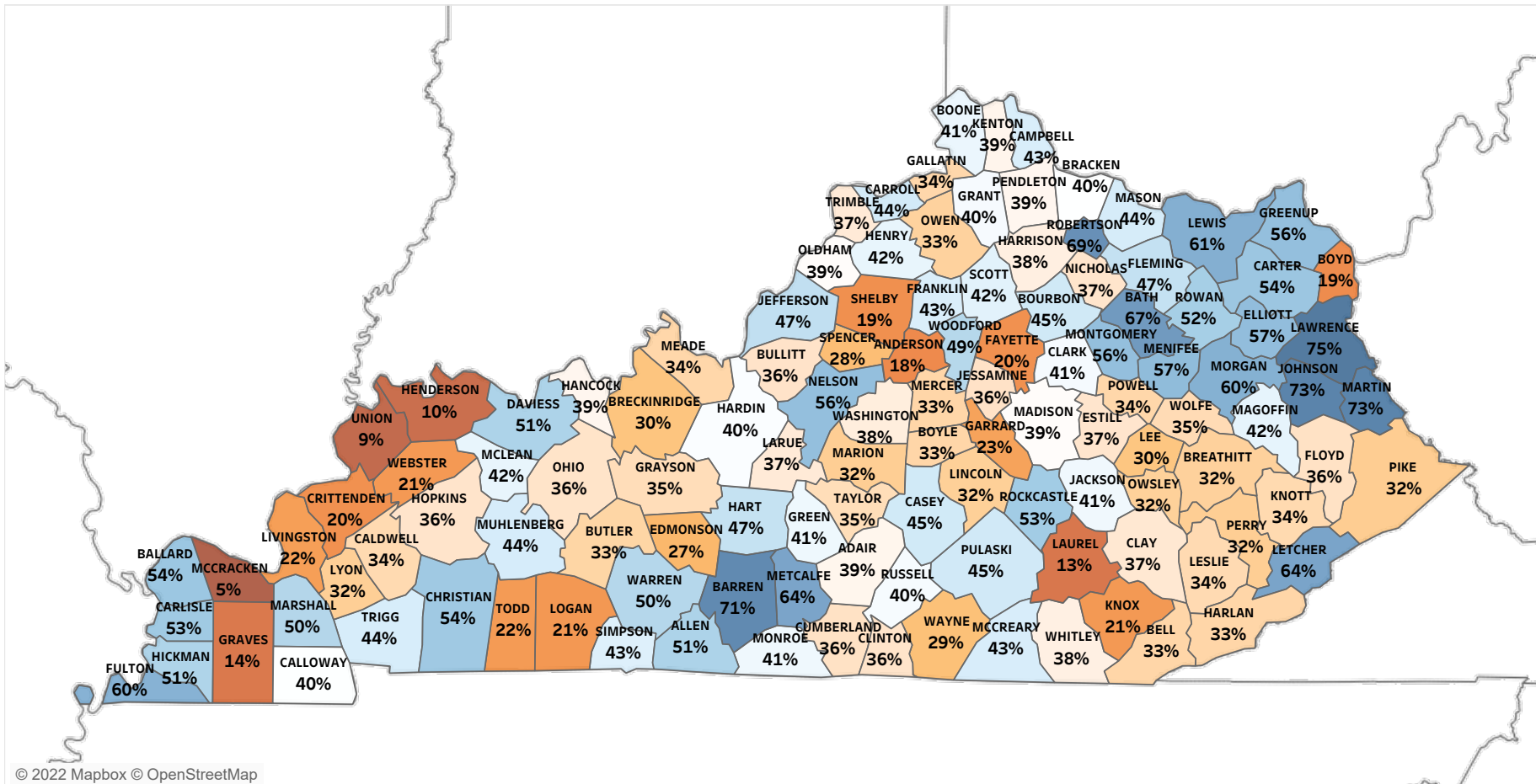


ADMINISTRATIVE OFFICE OF THE COURT S  
Research and Statistics

District Court Cases Booked CY 2019 STATEWIDE

Percentage of Non-Financial Bond among District Court cases receiving judicial release decision (Excludes Administrative Release and cases with no judicial presentation)

Statewide percentage: 39.8110%



\* Data provided from the Pretrial Information Management System.  
 \* A single release bond may apply to multiple cases.  
 \* A single case may have multiple different bonds set over time. Only the most recent release bond is reported for each case.







