



The Department of Information and Technology Services
Research and Statistics
1001 Vandalay Drive
Frankfort, KY 40601
(502) 573-2350

YOUTH RECIDIVISM STATISTICS FOR COMPLAINTS HAVING KRS 532.200 VIOLENT OFFENSE FILED JULY 1, 2011 – JUNE 30, 2022 STATEWIDE

February 5, 2024

By

Christopher Garrison (*Data Analysis Specialist*)
Daniel Sturtevant (*Data Officer*)
Lyn Guarnieri (*Research and Statistics Team Lead*)

Statistics Request Overall Description

On December 19, 2023, Research and Statistics received a request for a report detailing Youth recidivism statistics for Statewide complaints filed between Fiscal Years (FY) 2012 and 2022 having at least one Violent Offense as identified in KRS 532.200. The purpose of this request was to study the potential effects of the mandatory detention provisions from HB3 as defined in KRS 610.265(2).

The AOC Court Designated Workers Case Management System (CDWCMS), the case management and information system used by Court Designated Workers, was queried for all complaints filed between July 1, 2011, through June 30, 2023, having at least one *Violent Offense* as identified in KRS 532.200.

The Complaints queried in this way are referred to as *Original Complaints* and were used as a reference point to determine if any Subsequent or Previous complaint was filed against the same Youth.

- *Previous Complaints* are Complaints identified as having a Complaint Filing date between 1 and 365 days **prior** to the Original Complaint filing date.
- *Subsequent Complaints* are Complaints identified as having a Complaint Filing date between 1 and 365 days **after** the Original Complaint filing date.

Please note that the statistics provided herein are based on data collected from only the CDWCMS database which captures offense data for individuals under the age of 18. The statistics provided do not include any offenses that an individual in this sample may have been charged with as an adult after participating in diversion.

YOUTH RECIDIVISM STATISTICS FOR COMPLAINTS HAVING KRS 532.200 VIOLENT OFFENSE FILED JULY 1, 2011 – JUNE 30, 2022 STATEWIDE

Statistical Report 22_CDW7008

The report consists of six (6) pages as described below. A supplemental list of offenses identified as violent as per KRS 532.200 is also provided.

Page 1: Statewide Recidivism Statistics by Youth and Referral Recidivism Rates This page displays the statewide Youth and Referral recidivism statistics for complaints having any *Subsequent Complaint* filed within 365 days of the Original Complaint filing date. This data is displayed as a horizontal line graph, with a separate color representing Youth and Referral recidivism rates, by FY of the Original Complaint filing date.

Values displayed on each line chart represent a count of original complaints and a percent of those original complaints meeting the requirements for recidivism.

A table at the bottom of this page displays the same information as the horizontal line chart, and contains measures for Youth, Recidivism Rate for Youth, Complaints and Recidivism Rate for Complaints.

Page 2: Recidivism Statistics by Intake Action Group (Detained/Released) Statewide This page displays the statewide recidivism statistics for Youth having a *Subsequent Complaint* filed within 365 days of the Original Complaint filing date. This data is displayed as a horizontal line graph, with a separate color representing each Intake Action Group (Detained or Released) by FY of the Original Complaint filing date.

The values on this chart include a count of Original Complaints and a percent of those Original Complaints meeting the requirements for recidivism.

A table at the bottom of this page displays the same information as the horizontal line chart, and contains measures for Youth, Recidivism Rate for Youth, Complaints and Recidivism Rate for Complaints.

Page 3: Intake Action Group and Previous Complaint Status This page displays a count and percent of total Original Complaints group by Intake Action Group and *Previous Complaint Status*, with a separate color representing each Previous Complaint Status (No Previous Complaint, Yes: Non-Violent and Yes: Violent). Counts and percentages are provided for number of Original Complaints, based on the Previous Complaint Status.

Page 4: Intake Action Group and Previous Complaint Status: This table contains the same information as provided in the chart on Page 3, displayed as Table format.

Page 5: Intake Action Group and Subsequent Complaint Status This page displays a count and percent of total Original Complaints group by Intake Action Group and *Subsequent Complaint Status*, with a separate color representing each Subsequent Complaint Status (No Subsequent Complaint, Yes: Non-Violent and Yes: Violent). Counts and percentages are provided for number of Original Complaints, based on the Subsequent Complaint Status.

Page 6: Intake Action Group and Subsequent Complaint Status: This table contains the same information as provided in the chart on Page 5, displayed as Table format.

**YOUTH RECIDIVISM STATISTICS FOR COMPLAINTS HAVING KRS
532.200 VIOLENT OFFENSE FILED JULY 1, 2011 – JUNE 30, 2022
STATEWIDE**

Statistical Report 22_CDW7008

Statistical Analysis Considerations

- The statistical information presented is a snapshot in time as of report run date.
- Counts of complaints do not equal a count of youth, since a youth may have multiple complaints.

Data Element/Field/Variable Requested

Database	Data Element/Field/Variable	Description/Definition
CDW CMS	Fiscal Year	The Fiscal Year begins July 1 and ends on June 30. This report covers Fiscal Years 2012 – 2022.
	Recidivism	Instances in which an original complaint is followed by the filing of a subsequent complaint against the same youth between 1 day and 365 days after the filing date of the original complaint filing date are identified as recidivism in this report.
	Original Complaint Filing Date	The filing date of the Original Complaint as identified in the initial query.
	Original Complaint	In the evaluation of recidivism, the original complaint is the filed complaint tested for recidivism within 365 days of its filing date. All CDW complaints are evaluated for recidivism in this report – the analysis is not limited to a youth’s first complaint.
	Previous Complaint	A complaint filed against the same Youth within 1 day to 365 days prior to the filing date of the Original Complaint.
	Subsequent Complaint	A complaint filed against the same Youth within 1 day to 365 days after the filing date of the Original Complaint.
	Intake Action Group	The Intake Action of the original complaint. The Intake Action is grouped and limited into the following categories: <ul style="list-style-type: none"> • Detained <ul style="list-style-type: none"> ○ Extension of Detention • Released <ul style="list-style-type: none"> ○ Child Not Taken Into Custody ○ Child Released by CDW ○ Child Released by Peace Officer

**YOUTH RECIDIVISM STATISTICS FOR COMPLAINTS HAVING KRS
532.200 VIOLENT OFFENSE FILED JULY 1, 2011 – JUNE 30, 2022
STATEWIDE**

Data Element/Field/Variable Requested		
Database	Data Element/Field/Variable	Description/Definition
	Complaint Filing Date	The date a complaint was filed with the Court Designated Work program. Complaint filing date is reported by Fiscal Year (July 1 through June 30).
	Youth	The number of distinct Youth, based on the Juvenile ID.
	Recidivism Rate (Youth)	The percentage of Youth that were identified as meeting the criteria for recidivism as defined above.
	Complaints	The number of distinct complaints filed with the Court Designated Workers program. A single complaint may include one or more charges, and more than one complaint may be filed against the same youth during a given period-of-time.
	Recidivism Rate (Referral)	The percentage of Complaints that were identified as meeting the criteria for recidivism as defined above.
	Previous Complaint Status	An indicator that grouped the Previous Complaint into the following categories: <ul style="list-style-type: none"> • No Previous Complaint - The Youth did not have a previous complaint filed between 1 and 365 days prior to the earliest Original Complaint filing date. • Yes: Non-Violent - The Youth <u>did</u> have a previous complaint filed between 1 and 365 days prior to the earliest Original Complaint filing date, however, the Complaint was <u>not</u> considered a Violent Offense • Yes: Violent - The Youth <u>did</u> have a previous complaint filed between 1 and 365 days prior to the earliest Original Complaint filing date, and the Complaint was identified as being a Violent Offense.
	Subsequent Complaint Status	An indicator that grouped the Subsequent Complaint into the following categories: <ul style="list-style-type: none"> • No Subsequent Complaint - The Youth did not have a subsequent complaint filed between 1 and 365 days after the Original Complaint filing date. • Yes: Non-Violent - The Youth <u>did</u> have a subsequent complaint filed between 1 and 365 days after the Original Complaint filing

**YOUTH RECIDIVISM STATISTICS FOR COMPLAINTS HAVING KRS
532.200 VIOLENT OFFENSE FILED JULY 1, 2011 – JUNE 30, 2022
STATEWIDE**

Data Element/Field/Variable Requested		
Database	Data Element/Field/Variable	Description/Definition
		<p>date, however, the Complaint was <u>not</u> considered a Violent Offense</p> <ul style="list-style-type: none"> • Yes: Violent - The Youth <u>did</u> have a subsequent complaint filed between 1 and 365 days after the Original Complaint filing date, and the Complaint was identified as being a Violent Offense.

Disclaimer Associated with KCOJ/AOC Database(s) and Element(s)

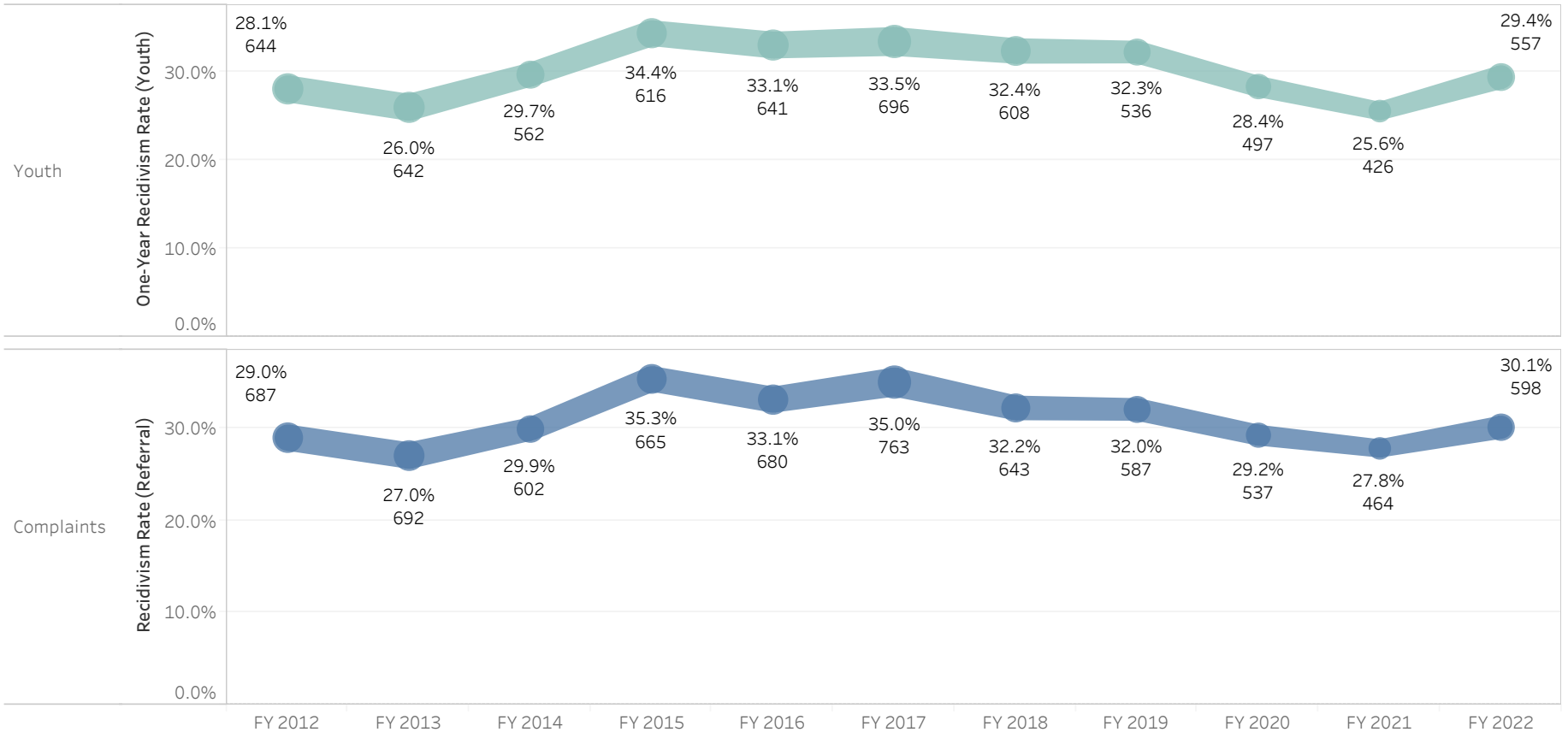
RESEARCH AND STATISTICS DISCLAIMER for CDWCMS REQUESTS

The data from this report is provided from the Court Designated Worker program. Information received from the Court Designated Worker Program electronic case management system (CDWCMS) is subject to change(s), reprogramming, modification(s) of format and availability at the direction of the Administrative Office of the Courts (AOC), and may not at any particular moment reflect the true status of court cases due to ordinary limitation(s), delay(s) or error(s) in the system's operation.



ADMINISTRATIVE OFFICE OF THE COURTS
Research and Statistics
Recidivism Percentage for Complaints Having KRS 532.200 Violent Offense
Offenses Filed July 1, 2011 - June 30, 2022 Statewide

Recidivism Statistics by Youth and Referral Recidivism Rates



	FY 2012	FY 2013	FY 2014	FY 2015	FY 2016	FY 2017	FY 2018	FY 2019	FY 2020	FY 2021	FY 2022	Grand Total
Youth	644	642	562	616	641	696	608	536	497	426	557	5,960
One-Year Recidivism Rate (Youth)	28.1%	26.0%	29.7%	34.4%	33.1%	33.5%	32.4%	32.3%	28.4%	25.6%	29.4%	30.5%
Complaints	687	692	602	665	680	763	643	587	537	464	598	6,918
One-Year Recidivism Rate (Referral)	29.0%	27.0%	29.9%	35.3%	33.1%	35.0%	32.2%	32.0%	29.2%	27.8%	30.1%	31.1%

Statistical Analysis Considerations

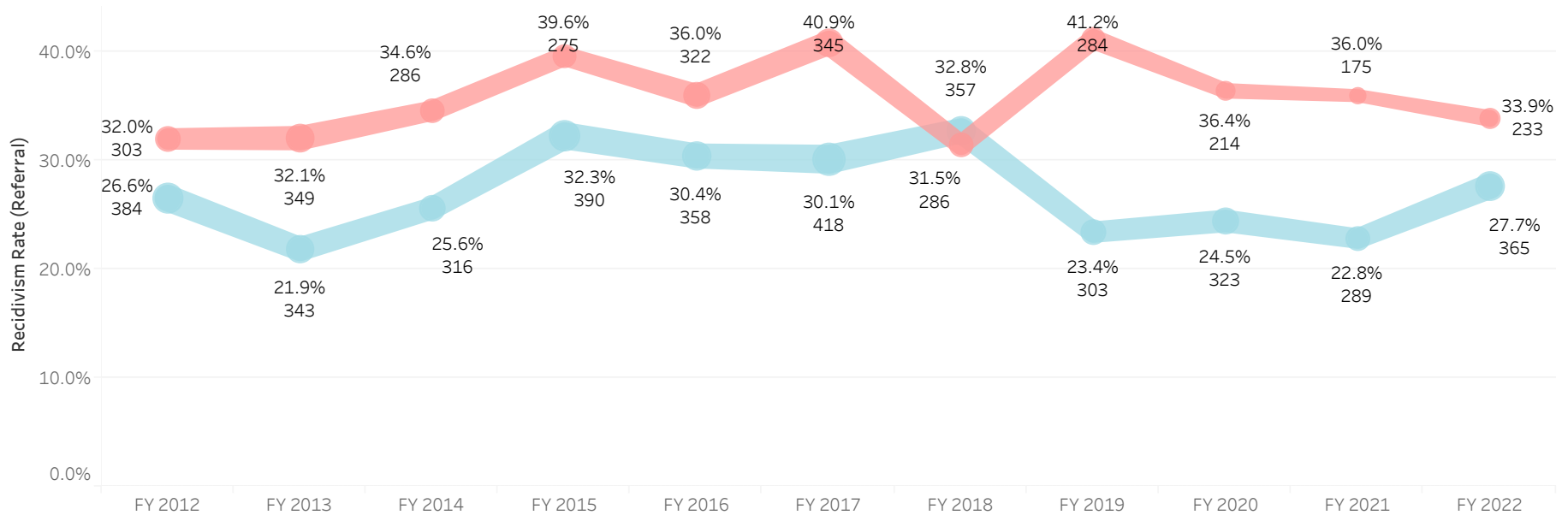
* Data provided from the Court Designated Workers Case Management System (CDW CMS) Database.



ADMINISTRATIVE OFFICE OF THE COURTS
Research and Statistics
Recidivism Percentage for Complaints Having KRS 532.200 Violent Offense
Offenses Filed July 1, 2011 - June 30, 2022 Statewide

Intake Action Group
■ Detained
■ Released

Recidivism Statistics by Intake Action Group (Detained/Released)



Recidivism Statistics by Complaint Close Reason FY12-FY22

		FY 2012	FY 2013	FY 2014	FY 2015	FY 2016	FY 2017	FY 2018	FY 2019	FY 2020	FY 2021	FY 2022	Grand Total
Detained	Youth	294	329	268	263	306	327	279	270	203	160	220	2,753
	One-Year Recidivism Rate (Youth)	31.6%	31.0%	34.7%	40.7%	36.3%	38.5%	32.3%	42.2%	36.9%	31.9%	32.7%	35.7%
	Complaints	303	349	286	275	322	345	286	284	214	175	233	3,072
	One-Year Recidivism Rate (Referral)	32.0%	32.1%	34.6%	39.6%	36.0%	40.9%	31.5%	41.2%	36.4%	36.0%	33.9%	35.8%
Released	Youth	369	326	307	366	352	392	347	290	303	274	347	3,554
	One-Year Recidivism Rate (Youth)	25.2%	21.5%	25.4%	30.6%	30.1%	30.1%	32.6%	23.8%	23.8%	22.6%	27.7%	26.9%
	Complaints	384	343	316	390	358	418	357	303	323	289	365	3,846
	One-Year Recidivism Rate (Referral)	26.6%	21.9%	25.6%	32.3%	30.4%	30.1%	32.8%	23.4%	24.5%	22.8%	27.7%	27.4%
Grand Total	Youth	644	642	562	616	641	696	608	536	497	426	557	5,960
	One-Year Recidivism Rate (Youth)	28.1%	26.0%	29.7%	34.4%	33.1%	33.5%	32.4%	32.3%	28.4%	25.6%	29.4%	30.5%
	Complaints	687	692	602	665	680	763	643	587	537	464	598	6,918
	One-Year Recidivism Rate (Referral)	29.0%	27.0%	29.9%	35.3%	33.1%	35.0%	32.2%	32.0%	29.2%	27.8%	30.1%	31.1%

Statistical Analysis Considerations

* Data provided from the Court Designated Workers Case Management System (CDW CMS) Database.



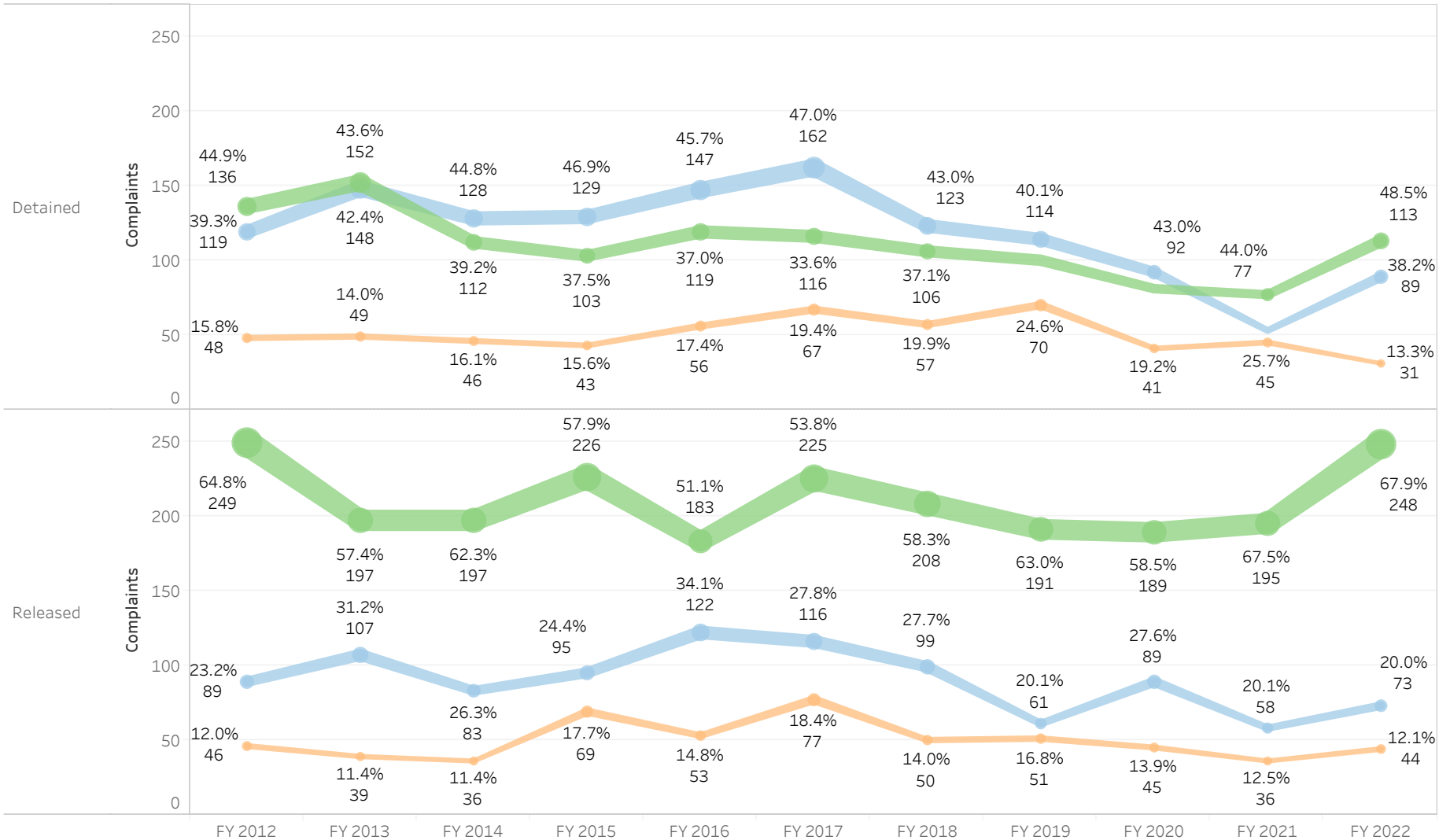
ADMINISTRATIVE OFFICE OF THE COURTS
Research and Statistics

23_CDW7008

Recidivism Percentage for Complaints Having KRS 532.200 Violent Offense
Offenses Filed July 1, 2011 - June 30, 2022 Statewide

Previous Complaint Status
■ No Previous Complaint*
■ Yes: Non-Violent
■ Yes: Violent

Intake Action Group and Previous Complaint Status



Statistical Analysis Considerations

* Data provided from the Court Designated Workers Case Management System (CDW CMS) Database.

* No Previous Complaint indicates there was no complaint filed in the 365 days prior to the initial complaint filing date.

Run Date:

1/17/2024

Page 3 of 6



ADMINISTRATIVE OFFICE OF THE COURTS
Research and Statistics
Recidivism Percentage for Complaints Having KRS 532.200 Violent Offense
Offenses Filed July 1, 2011 - June 30, 2022 Statewide

Intake Action Group and Previous Complaint Status

Intake Action Group	Previous Complaint Status		FY 2012	FY 2013	FY 2014	FY 2015	FY 2016	FY 2017	FY 2018	FY 2019	FY 2020	FY 2021	FY 2022	Grand Total	
Detained	Yes: Violent	Youth	41	37	37	36	45	50	52	58	34	30	25	352	
		% of Total Youth	13.9%	11.2%	13.8%	13.7%	14.7%	15.3%	18.6%	21.5%	16.7%	18.8%	11.4%	12.8%	
		Complaints	48	49	46	43	56	67	57	70	41	45	31	553	
		% of Total Complaints	15.8%	14.0%	16.1%	15.6%	17.4%	19.4%	19.9%	24.6%	19.2%	25.7%	13.3%	18.0%	
	Yes: Non-Violent	Youth	119	144	125	125	145	161	121	121	112	88	53	85	1,220
		% of Total Youth	40.5%	43.8%	46.6%	47.5%	47.4%	49.2%	43.4%	41.5%	43.3%	33.1%	38.6%	44.3%	
		Complaints	119	148	128	129	147	162	123	114	92	53	89	1,304	
		% of Total Complaints	39.3%	42.4%	44.8%	46.9%	45.7%	47.0%	43.0%	40.1%	43.0%	30.3%	38.2%	42.4%	
	No Previous Complaint*	Youth	134	148	106	102	116	116	106	106	100	81	77	110	1,181
		% of Total Youth	45.6%	45.0%	39.6%	38.8%	37.9%	35.5%	38.0%	37.0%	39.9%	48.1%	50.0%	42.9%	
		Complaints	136	152	112	103	119	116	106	100	81	77	113	1,215	
		% of Total Complaints	44.9%	43.6%	39.2%	37.5%	37.0%	33.6%	37.1%	35.2%	37.9%	44.0%	48.5%	39.6%	
	Total	Youth	294	329	268	263	306	327	279	279	270	203	160	220	2,753
		% of Total Youth	100.0%	100.0%	100.0%	100.0%	100.0%	100.0%	100.0%	100.0%	100.0%	100.0%	100.0%	100.0%	100.0%
		Complaints	303	349	286	275	322	345	286	284	214	175	233	3,072	
	% of Total Complaints	100.0%	100.0%	100.0%	100.0%	100.0%	100.0%	100.0%	100.0%	100.0%	100.0%	100.0%	100.0%		
Released	Yes: Violent	Youth	37	29	29	49	47	57	41	39	35	26	32	362	
		% of Total Youth	10.0%	8.9%	9.4%	13.4%	13.4%	14.5%	11.8%	13.4%	11.6%	9.5%	9.2%	10.2%	
		Complaints	46	39	36	69	53	77	50	51	45	36	44	546	
		% of Total Complaints	12.0%	11.4%	11.4%	17.7%	14.8%	18.4%	14.0%	16.8%	13.9%	12.5%	12.1%	14.2%	
	Yes: Non-Violent	Youth	88	104	81	95	122	116	98	98	61	86	57	73	940
		% of Total Youth	23.8%	31.9%	26.4%	26.0%	34.7%	29.6%	28.2%	21.0%	28.4%	20.8%	21.0%	26.4%	
		Complaints	89	107	83	95	122	116	99	61	89	58	73	992	
		% of Total Complaints	23.2%	31.2%	26.3%	24.4%	34.1%	27.8%	27.7%	20.1%	27.6%	20.1%	20.0%	25.8%	
	No Previous Complaint*	Youth	244	193	197	222	183	219	208	208	190	182	191	242	2,252
		% of Total Youth	66.1%	59.2%	64.2%	60.7%	52.0%	55.9%	59.9%	65.5%	60.1%	69.7%	69.7%	63.4%	
		Complaints	249	197	197	226	183	225	208	191	189	195	248	2,308	
		% of Total Complaints	64.8%	57.4%	62.3%	57.9%	51.1%	53.8%	58.3%	63.0%	58.5%	67.5%	67.9%	60.0%	
	Total	Youth	369	326	307	366	352	392	347	347	290	303	274	347	3,554
		% of Total Youth	100.0%	100.0%	100.0%	100.0%	100.0%	100.0%	100.0%	100.0%	100.0%	100.0%	100.0%	100.0%	100.0%
		Complaints	384	343	316	390	358	418	357	303	323	289	365	3,846	
	% of Total Complaints	100.0%	100.0%	100.0%	100.0%	100.0%	100.0%	100.0%	100.0%	100.0%	100.0%	100.0%	100.0%		
Grand Total	Youth	644	642	562	616	641	696	608	608	536	497	426	557	5,960	
	% of Total Youth	100.0%	100.0%	100.0%	100.0%	100.0%	100.0%	100.0%	100.0%	100.0%	100.0%	100.0%	100.0%	100.0%	
	Complaints	687	692	602	665	680	763	643	587	537	464	598	6,918		
	% of Total Complaints	100.0%	100.0%	100.0%	100.0%	100.0%	100.0%	100.0%	100.0%	100.0%	100.0%	100.0%	100.0%	100.0%	

Statistical Analysis Considerations

* Data provided from the Court Designated Workers Case Management System (CDW CMS) Database.

* No previous complaint indicates there was no complaint filed in the year prior to the initial complaint filing date.

Run Date:

1/17/2024

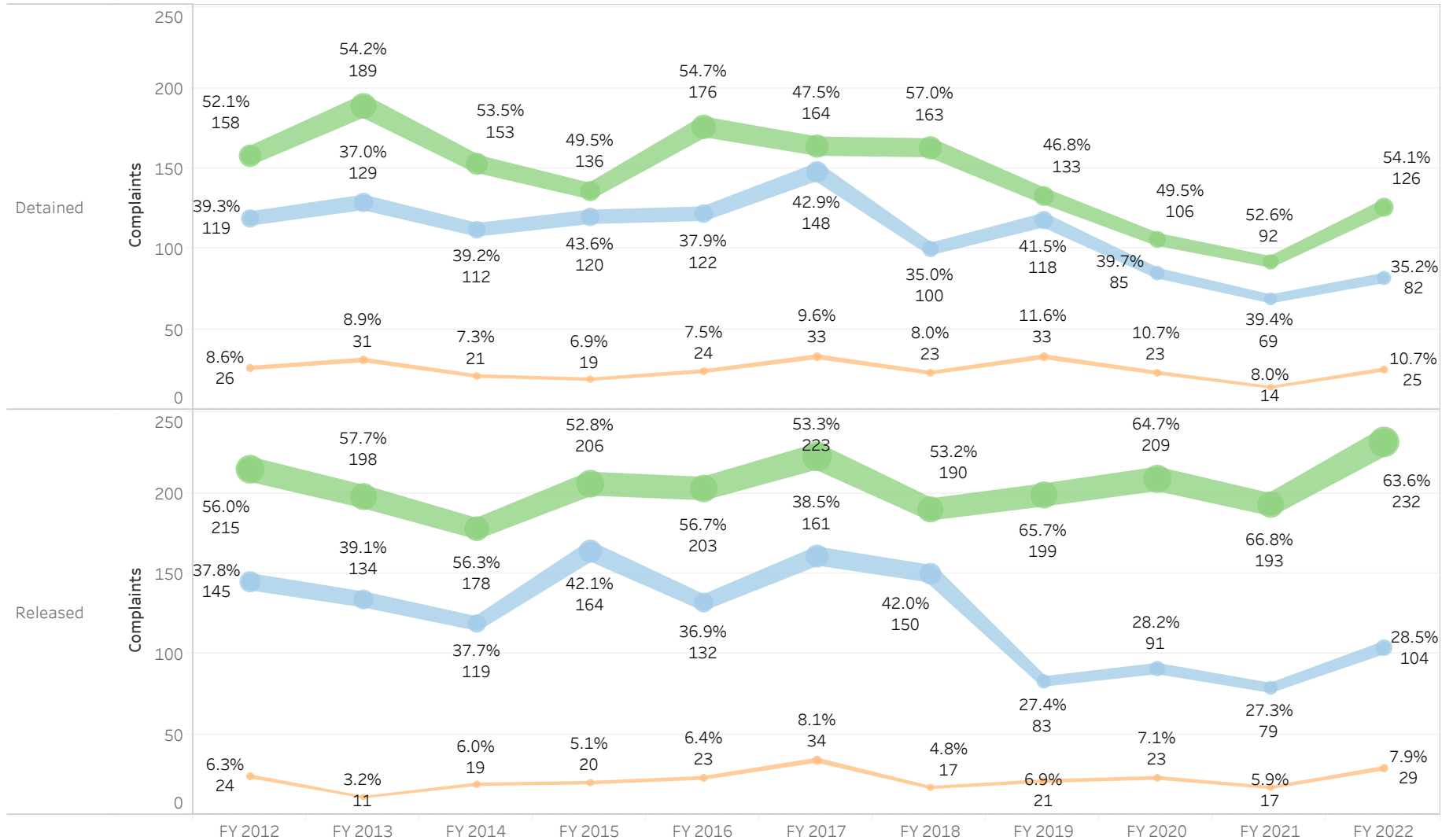
Page 4 of 6



ADMINISTRATIVE OFFICE OF THE COURTS Research and Statistics Recidivism Percentage for Complaints Having KRS 532.200 Violent Offense Offenses Filed July 1, 2011 - June 30, 2022 Statewide

Subsequent Complaint Status
■ No Subsequent Complaint*
■ Yes: Non-Violent
■ Yes: Violent

Intake Action Group and Subsequent Complaint Status



Statistical Analysis Considerations

* Data provided from the Court Designated Workers Case Management System (CDW CMS) Database.

* No Subsequent Complaint indicates there was no complaint filed within 365 days after the Original Complaint filing date.



ADMINISTRATIVE OFFICE OF THE COURTS
Research and Statistics
Recidivism Percentage for Complaints Having KRS 532.200 Violent Offense
Offenses Filed July 1, 2011 - June 30, 2022 Statewide

Intake Action Group and Subsequent Complaint Status

Intake Action Group	Subsequent Complaint Status		FY 2012	FY 2013	FY 2014	FY 2015	FY 2016	FY 2017	FY 2018	FY 2019	FY 2020	FY 2021	FY 2022	Grand Total	
Detained	Yes: Violent	Youth	26	27	20	18	23	28	23	29	22	13	21	243	
		% of Total Youth	8.8%	8.2%	7.5%	6.8%	7.5%	8.6%	8.2%	10.7%	10.8%	8.1%	9.5%	8.8%	
		Complaints	26	31	21	19	24	33	23	33	23	14	25	272	
		% of Total Complaints	8.6%	8.9%	7.3%	6.9%	7.5%	9.6%	8.0%	11.6%	10.7%	8.0%	10.7%	8.9%	
	Yes: Non-Violent	Youth	117	124	107	118	120	137	100	116	116	83	63	80	1,112
		% of Total Youth	39.8%	37.7%	39.9%	44.9%	39.2%	41.9%	35.8%	43.0%	40.9%	39.4%	36.4%	40.4%	
		Complaints	119	129	112	120	122	148	100	118	85	69	82	1,204	
		% of Total Complaints	39.3%	37.0%	39.2%	43.6%	37.9%	42.9%	35.0%	41.5%	39.7%	39.4%	35.2%	39.2%	
	No Subsequent Complaint*	Youth	155	183	147	131	171	164	160	132	102	90	120	1,555	
		% of Total Youth	52.7%	55.6%	54.9%	49.8%	55.9%	50.2%	57.3%	48.9%	50.2%	56.3%	54.5%	56.5%	
		Complaints	158	189	153	136	176	164	163	133	106	92	126	1,596	
		% of Total Complaints	52.1%	54.2%	53.5%	49.5%	54.7%	47.5%	57.0%	46.8%	49.5%	52.6%	54.1%	52.0%	
	Total	Youth	294	329	268	263	306	327	279	270	270	203	160	220	2,753
		% of Total Youth	100.0%	100.0%	100.0%	100.0%	100.0%	100.0%	100.0%	100.0%	100.0%	100.0%	100.0%	100.0%	100.0%
		Complaints	303	349	286	275	322	345	286	284	214	175	233	3,072	
	% of Total Complaints	100.0%	100.0%	100.0%	100.0%	100.0%	100.0%	100.0%	100.0%	100.0%	100.0%	100.0%	100.0%		
Released	Yes: Violent	Youth	21	11	18	18	23	27	17	20	19	15	24	209	
		% of Total Youth	5.7%	3.4%	5.9%	4.9%	6.5%	6.9%	4.9%	6.9%	6.3%	5.5%	6.9%	5.9%	
		Complaints	24	11	19	20	23	34	17	21	23	17	29	238	
		% of Total Complaints	6.3%	3.2%	6.0%	5.1%	6.4%	8.1%	4.8%	6.9%	7.1%	5.9%	7.9%	6.2%	
	Yes: Non-Violent	Youth	141	128	116	155	130	158	148	82	88	78	104	1,297	
		% of Total Youth	38.2%	39.3%	37.8%	42.3%	36.9%	40.3%	42.7%	28.3%	29.0%	28.5%	30.0%	36.5%	
		Complaints	145	134	119	164	132	161	150	83	91	79	104	1,362	
		% of Total Complaints	37.8%	39.1%	37.7%	42.1%	36.9%	38.5%	42.0%	27.4%	28.2%	27.3%	28.5%	35.4%	
	No Subsequent Complaint*	Youth	212	192	177	204	203	221	190	192	200	188	227	2,206	
		% of Total Youth	57.5%	58.9%	57.7%	55.7%	57.7%	56.4%	54.8%	66.2%	66.0%	68.6%	65.4%	62.1%	
		Complaints	215	198	178	206	203	223	190	199	209	193	232	2,246	
		% of Total Complaints	56.0%	57.7%	56.3%	52.8%	56.7%	53.3%	53.2%	65.7%	64.7%	66.8%	63.6%	58.4%	
	Total	Youth	369	326	307	366	352	392	347	290	303	274	347	3,554	
		% of Total Youth	100.0%	100.0%	100.0%	100.0%	100.0%	100.0%	100.0%	100.0%	100.0%	100.0%	100.0%	100.0%	
		Complaints	384	343	316	390	358	418	357	303	323	289	365	3,846	
	% of Total Complaints	100.0%	100.0%	100.0%	100.0%	100.0%	100.0%	100.0%	100.0%	100.0%	100.0%	100.0%	100.0%		
Grand Total	Youth	644	642	562	616	641	696	608	536	497	426	557	5,960		
	% of Total Youth	100.0%	100.0%	100.0%	100.0%	100.0%	100.0%	100.0%	100.0%	100.0%	100.0%	100.0%	100.0%		
	Complaints	687	692	602	665	680	763	643	587	537	464	598	6,918		
	% of Total Complaints	100.0%	100.0%	100.0%	100.0%	100.0%	100.0%	100.0%	100.0%	100.0%	100.0%	100.0%	100.0%		

Statistical Analysis Considerations

* Data provided from the Court Designated Workers Case Management System (CDW CMS) Database.

* No Subsequent Complaint indicates there was no complaint filed within 365 days after the Original Complaint filing date.

Run Date:

1/17/2024

Page 6 of 6



ADMINISTRATIVE OFFICE OF THE COURTS
Research & Statistics

21_RSX7000

The UOR Codes listed below were queried for the attached report

507.020

KRS	UOR Code	UOR Description	CHARGE LEVEL AND CLASS
507.020	009010	*OBS* MURDER-FAMILY-GUN	Felony A
507.020	009020	*OBS* MURDER-FAMILY-IDENTIFY WEAPON	Felony A
507.020	009030	*OBS* MURDER-NON-FAMILY-GUN	Felony A
507.020	009040	*OBS* MURDER-NON-FAMILY-IDENTIFY WEAPON	Felony A
507.020	009050	*OBS* MURDER-PUBLIC OFFICIAL-GUN	Felony A
507.020	009060	*OBS* MURDER-PUBLIC OFFICIAL-IDENTIFY WEAPON	Felony A
507.020	009070	*OBS* MURDER-POLICE OFFICER-GUN	Felony A
507.020	009080	*OBS* MURDER-POLICE OFFICER-IDENTIFY WEAPON	Felony A
507.020	009100	*OBS* MURDER - CAPITAL	Felony A
507.020	009150	MURDER	Felony A
507.020	009151	MURDER - DOMESTIC VIOLENCE	Felony A
507.020	009152	MURDER - POLICE OFFICER	Felony A
507.020	009154	MURDER-AGG OTHER THAN PEACE OFFICER/DOMESTIC/DEATH OF CHILD	Felony A
507.020	009156	MURDER - AGG CIRCUMSTANCE - INTENTIONAL DEATH OF A CHILD	Felony A
507.020	009990	*OBS* MURDER-NONE OF THE ABOVE-HOMICIDE	Felony A

507.030

KRS	UOR Code	UOR Description	CHARGE LEVEL AND CLASS
507.030	009201	MANSLAUGHTER-1ST DEGREE	Felony B

508.010

KRS	UOR Code	UOR Description	CHARGE LEVEL AND CLASS
508.010	013000	*OBS* ASSAULT - 1ST DEGREE	Felony B
508.010	013011	*OBS* ASSAULT-1ST DEGREE-FAMILY-GUN	Felony B
508.010	013013	*OBS* ASSAULT 1ST SPOUSE ABUSE	Felony B
508.010	013015	*OBS* ASSAULT 1ST DEGREE DOMESTIC VIOLENCE	Felony B
508.010	013021	*OBS* ASSAULT-1ST DEGREE -FAMILY-IDENTIFY WEAPON	Felony B
508.010	013023	*OBS* ASSAULT-1ST DEGREE-CHILD ABUSE	Felony B
508.010	013031	*OBS* ASSAULT-1ST DEGREE-FAMILY-STRONGARM	Felony B
508.010	013041	*OBS* ASSAULT-1ST DEGREE-NON-FAMILY-GUN	Felony B
508.010	013051	*OBS* ASSAULT-1ST DEGREE NON-FAMILY-IDENTIFY WEAPON	Felony B
508.010	013061	*OBS* ASSAULT-1ST DEGREE-NON-FAMILY-STRONGARM	Felony B
508.010	013071	*OBS* ASSAULT-1ST DEGREE-PUBLIC OFFICIAL-GUN	Felony B
508.010	013081	*OBS* ASSAULT-1ST DEGREE-PUBLIC OFFICIAL-IDENTIFY WEAPON	Felony B
508.010	013091	*OBS* ASSAULT-1ST DEGREE-PUBLIC OFFICIAL-STRONGARM	Felony B
508.010	013101	*OBS* ASSAULT-1ST DEGREE-POLICE OFFICER-GUN	Felony B
508.010	013111	*OBS* ASSAULT-1ST DEGREE-POLICE OFFICER-IDENTIFY WEAPON	Felony B
508.010	013121	*OBS* ASSAULT-1ST DEGREE-POLICE OFFICER-STRONGARM	Felony B
508.010	013150	ASSAULT, 1ST DEGREE	Felony B
508.010	013151	ASSAULT, 1ST DEGREE - DOMESTIC VIOLENCE	Felony B
508.010	013152	ASSAULT, 1ST DEGREE - POLICE OFFICER	Felony B

Statistical Analysis Considerations:

This charge list displays only base level offenses. Inchoate variants that may be applicable are not excluded, but are not displayed.

508.010

KRS	UOR Code	UOR Description	CHARGE LEVEL AND CLASS
508.010	013211	*OBS* ASSAULT-1ST DEGREE-OTHER	Felony B

508.020

KRS	UOR Code	UOR Description	CHARGE LEVEL AND CLASS
508.020	013001	*OBS* ASSAULT - 2ND DEGREE	Felony C
508.020	013012	*OBS* ASSAULT-2ND DEGREE-FAMILY-GUN	Felony C
508.020	013014	*OBS* ASSAULT 2ND SPOUSE ABUSE	Felony C
508.020	013016	*OBS* ASSAULT 2ND DEGREE DOMESTIC VIOLENCE	Felony C
508.020	013022	*OBS* ASSAULT-2ND DEGREE-FAMILY-IDENTIFY WEAPON	Felony C
508.020	013024	*OBS* ASSAULT-2ND DEGREE-CHILD ABUSE	Felony C
508.020	013032	*OBS* ASSAULT-2ND DEGREE-FAMILY-STRONGARM	Felony C
508.020	013042	*OBS* ASSAULT-2ND DEGREE NON-FAMILY-GUN	Felony C
508.020	013052	*OBS* ASSAULT-2ND DEGREE-NON-FAMILY-IDENTIFY WEAPON	Felony C
508.020	013062	*OBS* ASSAULT-2ND DEGREE-NON-FAMILY-STRONGARM	Felony C
508.020	013072	*OBS* ASSAULT-2ND DEGREE-PUBLIC OFFICIAL-GUN	Felony C
508.020	013082	*OBS* ASSAULT-2ND DEGREE-PUBLIC OFFICIAL-IDENTIFY WEAPON	Felony C
508.020	013092	*OBS* ASSAULT-2ND DEGREE-PUBLIC OFFICIAL-STRONGARM	Felony C
508.020	013102	*OBS* ASSAULT-2ND DEGREE-POLICE OFFICER-GUN	Felony C
508.020	013112	*OBS* ASSAULT-2ND DEGREE-POLICE OFFICER-IDENTIFY WEAPON	Felony C
508.020	013122	*OBS* ASSAULT-2ND DEGREE-POLICE OFFICER-STRONGARM	Felony C
508.020	013160	ASSAULT, 2ND DEGREE	Felony C
508.020	013161	ASSAULT, 2ND DEGREE - DOMESTIC VIOLENCE	Felony C
508.020	013162	ASSAULT, 2ND DEGREE - POLICE OFFICER	Felony C
508.020	013212	*OBS* ASSAULT-2ND DEGREE-OTHER	Felony C

509.040

KRS	UOR Code	UOR Description	CHARGE LEVEL AND CLASS
509.040	010000	*OBS* KIDNAPPING	Felony B
509.040	010010	*OBS* KIDNAPPING-MINOR FOR RANSOM	Felony B
509.040	010020	*OBS* KIDNAPPING-ADULT FOR RANSOM	Felony B
509.040	010030	*OBS* KIDNAPPING-MINOR TO SEXUALLY ASSAULT	Felony B
509.040	010040	*OBS* KIDNAPPING-ADULT TO SEXUALLY ASSAULT	Felony B
509.040	010050	KIDNAPPING-MINOR	Felony B
509.040	010060	KIDNAPPING-ADULT	Felony B
509.040	010070	*OBS* KIDNAPPING-HOSTAGE FOR ESCAPE	Felony B
509.040	010071	KIDNAPPING-WITH SERIOUS PHYSICAL INJURY	Felony A
509.040	010072	KIDNAPPING-VICTIM DEATH	Felony A

510.040

KRS	UOR Code	UOR Description	CHARGE LEVEL AND CLASS
510.040	010990	RAPE, 1ST DEGREE	Felony B
510.040	010991	RAPE, 1ST DEGREE W/SERIOUS PHYSICAL INJURY	Felony A
510.040	010992	RAPE, 1ST DEGREE - DOMESTIC VIOLENCE	Felony B
510.040	010993	RAPE, 1ST DEGREE - DOMESTIC VIOLENCE W/SERIOUS PHYSICAL INJU	Felony A
510.040	010994	RAPE, 1ST DEGREE - INCAPABLE OF CONSENT/PHYSICALLY HELPLESS	Felony B
510.040	010995	RAPE, 1ST - INCAP OF CONSENT/PHYS HELPLESS/SERIOUS INJURY	Felony A

Statistical Analysis Considerations:

This charge list displays only base level offenses. Inchoate variants that may be applicable are not excluded, but are not displayed.

Data Source: CourtNet

Query Date: 1/18/2024

Page 2 of 6

510.040

KRS	UOR Code	UOR Description	CHARGE LEVEL AND CLASS
510.040	010996	RAPE, 1ST DEGREE, VICTIM U/12 YEARS OF AGE	Felony A
510.040	011000	*OBS* RAPE - 1ST DEGREE	Felony B
510.040	011001	*OBS* RAPE-1ST DEGREE-NO WEAPON-INCAPABLE OF CONSENT-AGE	Felony A
510.040	011002	*OBS* RAPE-1ST DEGREE-INCAPABLE OF CONSENT-PHYSICALLY HE	Felony A
510.040	011003	*OBS* RAPE-1ST DEGREE-INCAPABLE OF CONSENT-INJURY	Felony A
510.040	011011	*OBS* RAPE-1ST DEGREE-GUN	Felony B
510.040	011012	*OBS* RAPE-1ST DEGREE-SPOUSE-GUN	Felony B
510.040	011013	*OBS* RAPE-1ST DEGREE-GUN-INJURY	Felony A
510.040	011014	*OBS* RAPE-1ST DEGREE-SPOUSE-GUN-INJURY	Felony A
510.040	011021	*OBS* RAPE-1ST DEGREE-IDENTIFY WEAPON	Felony B
510.040	011022	*OBS* RAPE-1ST DEGREE-SPOUSE-IDENTIFY WEAPON	Felony B
510.040	011023	*OBS* RAPE-1ST DEGREE-IDENTIFY WEAPON-INJURY	Felony A
510.040	011024	*OBS* RAPE-1ST DEGREE-SPOUSE-IDENTIFY WEAPON-INJURY	Felony A
510.040	011031	*OBS* RAPE-1ST DEGREE-STRONGARM	Felony B
510.040	011032	*OBS* RAPE-1ST DEGREE-SPOUSE-STRONGARM	Felony B
510.040	011033	*OBS* RAPE-1ST DEGREE-STRONGARM-INJURY	Felony A
510.040	011034	*OBS* RAPE-1ST DEGREE-SPOUSE-STRONGARM-INJURY	Felony A

510.070

KRS	UOR Code	UOR Description	CHARGE LEVEL AND CLASS
510.070	011041	*OBS* SODOMY-1ST DEGREE-BOY-GUN	Felony A
510.070	011042	*OBS* SODOMY-1ST DEGREE-BOY-GUN-INJURY	Felony A
510.070	011051	*OBS* SODOMY-1ST DEGREE-MAN-GUN	Felony B
510.070	011052	*OBS* SODOMY-1ST DEGREE-MAN-GUN-INJURY	Felony A
510.070	011061	*OBS* SODOMY-1ST DEGREE-GIRL-GUN	Felony A
510.070	011062	*OBS* SODOMY-1ST DEGREE-GIRL-GUN-INJURY	Felony A
510.070	011071	*OBS* SODOMY-1ST DEGREE-WOMAN-GUN	Felony B
510.070	011072	*OBS* SODOMY-1ST DEGREE-WOMAN-GUN-INJURY	Felony A
510.070	011081	*OBS* SODOMY-1ST DEGREE-BOY-IDENTIFY WEAPON	Felony A
510.070	011082	*OBS* SODOMY-1ST DEGREE-BOY-IDENTIFY WEAPON-INJURY	Felony A
510.070	011091	*OBS* SODOMY-1ST DEGREE-MAN-IDENTIFY WEAPON	Felony B
510.070	011092	*OBS* SODOMY-1ST DEGREE-MAN-IDENTIFY WEAPON-INJURY	Felony A
510.070	011101	*OBS* SODOMY-1ST DEGREE-GIRL-IDENTIFY WEAPON	Felony A
510.070	011102	*OBS* SODOMY-1ST DEGREE-GIRL-IDENTIFY WEAPON-INJURY	Felony A
510.070	011111	*OBS* SODOMY-1ST DEGREE-WOMAN-IDENTIFY WEAPON	Felony B
510.070	011112	*OBS* SODOMY-1ST DEGREE-WOMAN-IDENTIFY WEAPON-INJURY	Felony A
510.070	011121	*OBS* SODOMY-1ST DEGREE-BOY-STRONGARM	Felony A
510.070	011122	*OBS* SODOMY-1ST DEGREE-BOY-STRONGARM-INJURY	Felony A
510.070	011131	*OBS* SODOMY-1ST DEGREE-MAN-STRONGARM	Felony B
510.070	011132	*OBS* SODOMY-1ST DEGREE-MAN-STRONGARM-INJURY	Felony A
510.070	011141	*OBS* SODOMY-1ST DEGREE-GIRL-STRONGARM	Felony A
510.070	011142	*OBS* SODOMY-1ST DEGREE-GIRL-STRONGARM-INJURY	Felony A
510.070	011151	*OBS* SODOMY-1ST DEGREE-WOMAN-STRONGARM	Felony B
510.070	011152	*OBS* SODOMY-1ST DEGREE-BOY-OTHER-NO WEAPON	Felony A
510.070	011153	*OBS* SODOMY-1ST DEGREE-GIRL-OTHER-NO WEAPON	Felony A
510.070	011154	*OBS* SODOMY-1ST DEGREE-MAN-OTHER-NO WEAPON	Felony B

Statistical Analysis Considerations:

This charge list displays only base level offenses. Inchoate variants that may be applicable are not excluded, but are not displayed.

510.070

KRS	UOR Code	UOR Description	CHARGE LEVEL AND CLASS
510.070	011155	*OBS* SODOMY-1ST DEGREE-WOMAN-OTHER-NO WEAPON	Felony B
510.070	011156	*OBS* SODOMY-1ST DEGREE-WOMAN-STRONGARM-INJURY	Felony A
510.070	011157	*OBS* SODOMY-1ST DEGREE-SPOUSE-GUN	Felony B
510.070	011158	*OBS* SODOMY-1ST DEGREE-SPOUSE-IDENTIFY WEAPON	Felony B
510.070	011159	*OBS* SODOMY-1ST DEGREE-SPOUSE-STRONGARM	Felony B
510.070	011160	*OBS* SODOMY-1ST DEGREE-WOMAN-OTHER-NO WEAPON-INJURY	Felony A
510.070	011171	*OBS* SODOMY-1ST DEGREE-BOY-OTHER-NO WEAPON-INJURY	Felony A
510.070	011172	*OBS* SODOMY-1ST DEGREE-SPOUSE-GUN-INJURY	Felony A
510.070	011173	*OBS* SODOMY-1ST DEGREE-GIRL-OTHER-NO WEAPON-INJURY	Felony A
510.070	011174	*OBS* SODOMY-1ST DEGREE-SPOUSE-IDENTIFY WEAPON-INJURY	Felony A
510.070	011175	*OBS* SODOMY-1ST DEGREE-MAN-OTHER-NO WEAPON-INJURY	Felony A
510.070	011176	*OBS* SODOMY-1ST DEGREE-SPOUSE-STRONGARM-INJURY	Felony A
510.070	011177	*OBS* SODOMY-1ST DEGREE-SPOUSE-OTHER-NO WEAPON	Felony A
510.070	011178	*OBS* SODOMY-1ST DEGREE-SPOUSE-OTHER-NO WEAPON-INJURY	Felony A
510.070	011180	SODOMY, 1ST DEGREE	Felony B
510.070	011181	SODOMY, 1ST DEGREE W/SERIOUS PHYSICAL INJURY	Felony A
510.070	011182	SODOMY, 1ST DEGREE, DOMESTIC VIOLENCE	Felony B
510.070	011183	SODOMY, 1ST DEG-DOMESTIC VIOLENCE W/SERIOUS PHYSICAL INJURY	Felony A
510.070	011184	SODOMY, 1ST DEGREE - INCAPABLE OF CONSENT/PHYSICALLY HELPLES	Felony B
510.070	011185	SODOMY,1ST -INCAPABLE OF CONSENT/PHY HELPLESS/SERIOUS INJURY	Felony A
510.070	011186	SODOMY, 1ST DEGREE, VICTIM U/12 YEARS OF AGE	Felony A
510.070	011200	*OBS* SODOMY - 1ST DEGREE	Felony B

510.110

KRS	UOR Code	UOR Description	CHARGE LEVEL AND CLASS
510.110	011211	*OBS* SEXUAL ABUSE-1ST DEGREE	Felony D
510.110	011212	*OBS* SEX ABUSE 1ST DEG MENTALLY INCAPACITATED	Felony D
510.110	011220	SEXUAL ABUSE, 1ST DEGREE	Felony D
510.110	011221	SEXUAL ABUSE, 1ST DEGREE, VICTIM U/12 YEARS OF AGE	Felony C

511.020

KRS	UOR Code	UOR Description	CHARGE LEVEL AND CLASS
511.020	022000	*OBS* ***AOC USE ONLY*** BURGLARY 1ST	Felony B
511.020	022011	*OBS* BURGLARY-1ST DEGREE-SAFE/VAULT	Felony B
511.020	022021	*OBS* BURGLARY-1ST DEGREE-FORCED ENTRY-RESIDENCE	Felony B
511.020	022031	*OBS* BURGLARY-1ST DEGREE-FORCED ENTRY-NON-RESIDENCE	Felony B
511.020	022041	*OBS* BURGLARY-1ST DEGREE-NO FORCED ENTRY-RESIDENCE	Felony B
511.020	022051	*OBS* BURGLARY-1ST DEGREE-NO FORCED ENTRY-NON-RESIDENCE	Felony B
511.020	022060	BURGLARY, 1ST DEGREE	Felony B
511.020	022071	*OBS* BURGLARY-1ST DEGREE-BANKING TYPE INSTITUTION	Felony B

513.020

KRS	UOR Code	UOR Description	CHARGE LEVEL AND CLASS
513.020	020000	*OBS* ARSON - 1ST DEGREE	Felony A
513.020	020003	ARSON, 1ST DEGREE	Felony A
513.020	020011	*OBS* ARSON-1ST DEGREE-BUSINESS-ENDANGERED LIFE	Felony A

Statistical Analysis Considerations:

This charge list displays only base level offenses. Inchoate variants that may be applicable are not excluded, but are not displayed.

513.020

KRS	UOR Code	UOR Description	CHARGE LEVEL AND CLASS
513.020	020021	*OBS* ARSON-1ST DEGREE-RESIDENCE-ENDANGERED LIFE	Felony A
513.020	020081	*OBS* ARSON-1ST DEGREE-PUBLIC BUILDING-ENDANGERED LIFE	Felony A
513.020	020101	*OBS* ARSON-1ST DEGREE-OTHER	Felony A

513.030

KRS	UOR Code	UOR Description	CHARGE LEVEL AND CLASS
513.030	020001	*OBS* ARSON - 2ND DEGREE	Felony B
513.030	020004	ARSON, 2ND DEGREE	Felony B
513.030	020052	*OBS* ARSON-2ND DEGREE-BUSINESS	Felony B
513.030	020062	*OBS* ARSON-2ND DEGREE-RESIDENCE	Felony B
513.030	020092	*OBS* ARSON-2ND DEGREE-PUBLIC BUILDING	Felony B
513.030	020112	*OBS* ARSON-2ND DEGREE-OTHER	Felony B

513.040

KRS	UOR Code	UOR Description	CHARGE LEVEL AND CLASS
513.040	020002	*OBS* ARSON - 3RD DEGREE	Felony D
513.040	020005	ARSON, 3RD DEGREE	Felony D
513.040	020053	*OBS* ARSON-3RD DEGREE-BUSINESS	Felony D
513.040	020063	*OBS* ARSON-3RD DEGREE-RESIDENCE	Felony D
513.040	020093	*OBS* ARSON-3RD DEGREE-PUBLIC BUILDING	Felony D
513.040	020123	*OBS* ARSON-3RD DEGREE-OTHER	Felony D

515.020

KRS	UOR Code	UOR Description	CHARGE LEVEL AND CLASS
515.020	012000	*OBS* ROBBERY - 1ST DEGREE	Felony B
515.020	012002	ROBBERY, 1ST DEGREE	Felony B
515.020	012011	*OBS* ROBBERY-1ST DEGREE-BUSINESS-GUN	Felony B
515.020	012021	*OBS* ROBBERY-1ST DEGREE-BUSINESS-IDENTIFY WEAPON	Felony B
515.020	012031	*OBS* ROBBERY-1ST DEGREE-BUSINESS-STRONGARM	Felony B
515.020	012041	*OBS* ROBBERY-1ST DEGREE-STREET-GUN	Felony B
515.020	012051	*OBS* ROBBERY-1ST DEGREE-STREET-IDENTIFY WEAPON	Felony B
515.020	012061	*OBS* ROBBERY-1ST DEGREE-STREET-STRONGARM	Felony B
515.020	012071	*OBS* ROBBERY-1ST DEGREE-RESIDENCE-GUN	Felony B
515.020	012081	*OBS* ROBBERY-1ST DEGREE-RESIDENCE-IDENTIFY WEAPON	Felony B
515.020	012091	*OBS* ROBBERY-1ST DEGREE-RESIDENCE-STRONGARM	Felony B
515.020	012111	*OBS* ROBBERY-1ST DEGREE-BANKING TYPE INSTITUTION	Felony B
515.020	012201	*OBS* ROBBERY-1ST DEGREE-OTHER	Felony B

515.030

KRS	UOR Code	UOR Description	CHARGE LEVEL AND CLASS
515.030	012001	*OBS* ROBBERY - 2ND DEGREE	Felony C
515.030	012003	ROBBERY, 2ND DEGREE	Felony C
515.030	012032	*OBS* ROBBERY-2ND DEGREE-BUSINESS-STRONGARM	Felony C
515.030	012062	*OBS* ROBBERY-2ND DEGREE-STREET-STRONGARM	Felony C
515.030	012092	*OBS* ROBBERY-2ND DEGREE-RESIDENCE-STRONGARM	Felony C
515.030	012102	*OBS* ROBBERY-2ND DEGREE-PURSE SNATCHING	Felony C

Statistical Analysis Considerations:

This charge list displays only base level offenses. Inchoate variants that may be applicable are not excluded, but are not displayed.

515.030

KRS	UOR Code	UOR Description	CHARGE LEVEL AND CLASS
515.030	012112	*OBS* ROBBERY-2ND DEGREE-BANKING TYPE INSTITUTION	Felony C
515.030	012202	*OBS* ROBBERY-2ND DEGREE-OTHER	Felony C

520.020

KRS	UOR Code	UOR Description	CHARGE LEVEL AND CLASS
520.020	049011	ESCAPE-1ST DEGREE; IDENTIFY INSTITUTION	Felony C

Statistical Analysis Considerations:

This charge list displays only base level offenses. Inchoate variants that may be applicable are not excluded, but are not displayed.

610.265 Detention of children in specified facilities -- Time frame for holding detention hearing -- Release of child required if hearing not held as specified.

- (1) Any child who is alleged to be a status offender or who is accused of being in contempt of court on an underlying finding that the child is a status offender may be detained in a nonsecure facility or a secure juvenile detention facility for a period of time not to exceed twenty-four (24) hours, exclusive of weekends and holidays, pending a detention hearing. Any child who is accused of committing a public offense or of being in contempt of court on an underlying public offense may be detained in a secure juvenile detention facility or a nonsecure setting approved by the Department of Juvenile Justice for a period of time not to exceed forty-eight (48) hours, exclusive of weekends and holidays, pending a detention hearing.
- (2) Beginning July 1, 2024, any child accused of committing a public offense that would be considered a violent felony offense as defined in KRS 532.200 shall be detained in a secure juvenile detention facility for a period of time not to exceed forty-eight (48) hours, exclusive of weekends and holidays, pending a detention hearing, unless the detention hearing can be held within the time allotted to peace officers to retain custody of the child pursuant to KRS 610.200 or 610.220. This subsection shall not apply to any child ten (10) years of age or younger.
- (3)
 - (a) Any child detained pursuant to subsection (2) of this section shall be assessed by a mental health professional, whose communications with the child shall be confidential in conformity with the Kentucky Rules of Evidence, to determine if the child exhibits behavior that indicates the child could benefit from cognitive behavioral therapy, other evidence-based behavioral health programs, substance use disorder treatment, or treatment in a psychiatric facility for serious mental illness.
 - (b) Any treatment recommended under this subsection shall be provided by the Department of Juvenile Justice and may be provided pursuant to a contract between the Justice and Public Safety Cabinet and a behavioral health services organization.
 - (c) If the child is released upon a detention hearing, a court may order the child to complete any recommended treatment. The Department of Juvenile Justice shall refer the child to an existing contractor or to other resources for the treatment.
- (4) Any child detained pursuant to subsection (2) of this section shall be permitted visitation from individuals representing organizations including nonprofit organizations, faith-based organizations, or community organizations, to connect them with, expose them to, or minister to them through programs including but not limited to trades, arts, sports, mentoring, counseling, support programs, or community-based programs. These organizations may offer transition services to any child who is released from detention.
- (5) Within the period of detention described in subsections (1) and (2) of this section, exclusive of weekends and holidays, a detention hearing shall be held by the judge or trial commissioner of the court for the purpose of determining whether the child shall be further detained. At the hearing held pursuant to this subsection, the court shall consider the nature of the offense, the child's background and history, and

other information relevant to the child's conduct or condition.

- (6) If the court orders a child detained further, that detention shall be served as follows:
- (a) If the child is charged with a capital offense, Class A felony, or Class B felony, detention shall occur in a secure juvenile detention facility pending the child's next court appearance subject to the court's review of the detention order prior to that court appearance;
 - (b) Except as provided in KRS 630.080(2), if it is alleged that the child is a status offender, the child may be detained in a secure juvenile detention facility for a period not to exceed twenty-four (24) hours after which detention shall occur in a nonsecure setting approved by the Department of Juvenile Justice pending the child's next court appearance subject to the court's review of the detention order prior to the next court appearance;
 - (c) If a status offender or a child alleged to be a status offender is charged with violating a valid court order, the child may be detained in a secure juvenile detention facility, or in a nonsecure setting approved by the Department of Juvenile Justice, for a period not to exceed forty-eight (48) hours, exclusive of weekends and holidays, pending the child's next court appearance;
 - (d) Prior to ordering a status offender or alleged status offender who is subject to a valid court order securely detained because the child violated the valid court order, the court shall:
 - 1. Affirm that the requirements for a valid court order were met at the time the original order was issued;
 - 2. Make a determination during the adjudicatory hearing that the child violated the valid court order; and
 - 3. Within forty-eight (48) hours after the adjudicatory hearing on the violation of a valid court order by the child, exclusive of weekends and holidays, receive and review a written report prepared by an appropriate public agency that reviews the behavior of the child and the circumstances under which the child was brought before the court, determines the reasons for the child's behavior, and determines whether all dispositions other than secure detention have been exhausted or are inappropriate. If a prior written report is included in the child's file, that report shall not be used to satisfy this requirement. The child may be securely detained for a period not to exceed forty-eight (48) hours, exclusive of weekends and holidays, pending receipt and review of the report by the court. The hearing shall be conducted in accordance with KRS 610.060. The findings required by this subsection shall be included in any order issued by the court which results in the secure or nonsecure detention of a status offender; and
 - (e) If the child is charged with a public offense, or contempt on a public offense, and the county in which the case is before the court is served by a state operated secure detention facility under the statewide detention plan, the child shall be referred to the Department of Juvenile Justice for a security assessment and placement in an approved detention facility or program pending the child's next court appearance.

- (7) If, at the hearing conducted under subsection (5) of this section, the court conducts an adjudicatory hearing on the merits of a violation of a valid court order, that hearing shall conform to the requirements of KRS 630.080.
- (8) If the detention hearing is not held as provided in subsection (1) of this section, the child shall be released as provided in KRS 610.290.
- (9) If the child is not released, the court-designated worker shall notify the parent, person exercising custodial control or supervision, a relative, guardian, or other responsible adult, and the Department of Juvenile Justice or the cabinet, as appropriate.

Effective: June 29, 2023

History: Amended 2023 Ky. Acts ch. 105, sec. 4, effective June 29, 2023. -- Amended 2014 Ky. Acts ch. 132, sec. 43, effective July 1, 2015. -- Amended 2008 Ky. Acts ch. 87, sec. 5, effective July 15, 2008. -- Amended 2004 Ky. Acts ch. 160, sec. 3, effective April 21, 2004. -- Amended 2000 Ky. Acts ch. 193, sec. 5, effective July 14, 2000. -- Amended 1998 Ky. Acts ch. 606, sec. 4, effective July 15, 1998. -- Created 1988 Ky. Acts ch. 350, sec. 32, effective April 10, 1988.

Legislative Research Commission Note (7/15/2008). 2008 Ky. Acts ch. 87, sec. 5 amended KRS 610.265. This amendment inserted the following phrase at the beginning of subsection (4) of this section: "If, at the hearing conducted under subsection (3) paragraph (c) of this section, ...". It appears that this reference is not correct. Subsection (3)(c) of this section does not mention hearings. It appears that the reference should have been to subsection (2) of KRS 610.265, which does deal with hearings. The Reviser of Statutes has made this change under the authority of KRS 7.136(1)(e).