



The Department of Information & Technology Services
Research and Statistics
1001 Vandalay Drive
Frankfort, KY 40601
(502) 573-2350

TIME TO DISPOSITION FOR DOMESTIC VIOLENCE RELATED CHARGES WITHIN DISTRICT CASES DISPOSED CY2023 JEFFERSON COUNTY

April 3, 2024

By

Chelsea Rowe (*Assistant Data Officer*)
Lyn Guarnieri (*Research and Statistics Team Lead*)

Statistics Request Overall Description

On April 2, 2024, Research and Statistics received a request for a report on the time to disposition for domestic violence (DV) related charges within District cases disposed during calendar Year (CY) 2023 in Jefferson County.

The CourtNet database, which provides a summary of cases statewide, was queried for DV related charges, including stalking and strangulation, within cases disposed from January 1, 2023, to December 31, 2023 in Jefferson County. The query was limited to charges with UOR codes matching the charges included in 21_RSX4000.

Statistical Report 24_RS9007

The report consists of six pages. Pages 1-4 include a table and chart for each case category. Pages 1-2 display Felony data and pages 3-4 display Misdemeanor data. A summary of all case categories is provided on pages 5-6. Page 5 provides a summary of all case category data grouped by Charge Disposition Category. Page 6 provides a summary of all case category data grouped by DV Offense Category.

For each case category, the first page displays a table that provides counts of cases and charges, as well as the minimum, 25th percentile, median, 75th percentile, 90th percentile, and maximum number of days to disposition for domestic violence charges disposed in Jefferson County District Court during CY23. It is grouped by DV Offense Category and Charge Disposition Category. Summary subtotals are included for each DV Offense Category. The second page displays the time to disposition data in bar chart format and is grouped by DV Offense Category and Charge Disposition Category.

Statistical Analysis Considerations:

- The statistics presented are a snapshot in time as of the date the data was queried: 4/2/24.
- A case may consist of one or multiple charges. The report's count of cases represents a distinct count of case numbers, regardless of the number of charges associated with the case.
- Counts of cases do not necessarily represent counts of unique individuals.
- Charges consist of all original and amended charges within a case.

TIME TO DISPOSITION FOR DOMESTIC VIOLENCE RELATED CHARGES WITHIN DISTRICT CASES DISPOSED CY2023 JEFFERSON COUNTY

Statistical Report 24_RS9007

- Charges include ASCF Codes: 1 - Attempt, 2 - Solicitation, 3 - Conspiracy, 4 - Facilitation, 5 - Complicity, 6 - Enhancement.

Data Element Requested

Database	Data Element	Description
CourtNet	Calendar Year	The calendar year in which a case was filed.
	County	The county in which a case was filed.
	Cases	A distinct count of cases including any of the requested charges.
	Charges	A count of charges of the offenses specified.
	Days to Disposition	The number of days between the Charge Filing Date and Charge Disposition Date.
	Case Category	<p>The translation of the case number type extracted from the case number (see below).</p> <ul style="list-style-type: none"> • Circuit Criminal: A case initiated by grand jury indictment or by prosecutor's information including at least one felony charge as well as any other related charges. Felony Charges are punishable by incarceration greater than one year or by death. • Felony: The initial hearing in District Court of any criminal case involving at least one Felony charge and any other related charges. • Misdemeanor: A criminal case heard in District Court involving any number of non-traffic related misdemeanor or violation charges, but no felony charges. • Traffic: A criminal case heard in District Court involving any number of traffic-related felony, misdemeanor, or violation charges. <p>The case number type is determined at filing using those charges present in the citation. This report is limited to <i>Felony</i> and <i>Misdemeanor</i>.</p>
	Case Number	<p>The number uniquely identifying a case within a county. It consists of the following three or four fields separated by dashes as follows:</p> <ul style="list-style-type: none"> • The last two digits of the year in which the case was filed • The one- or two- digit code within the case number indicating the case number type (Circuit Criminal, Felony, Misdemeanor, or Traffic) • A serial number indicating the number in the series of cases filed this year with this case number type in this county. • Some Circuit Criminal cases may have a trailer number, which indicates a specific defendant in a trial involving multiple defendants charged in relation to the same incident. <p>Required for the unique identification of a case.</p>

**TIME TO DISPOSITION FOR DOMESTIC VIOLENCE RELATED CHARGES
WITHIN DISTRICT CASES DISPOSED CY2023 JEFFERSON COUNTY**

Charge Filing Date	The filing date of each individual charge.
Charge Disposition Category	<p>Charge dispositions are grouped into the following categories:</p> <p>Acquitted</p> <ul style="list-style-type: none"> • ACQ – Acquitted • NG – Not Guilty <p>Amended Up</p> <ul style="list-style-type: none"> • AU – Amended Up • AUGJ – Amended Up by Grand Jury <p>Amended</p> <ul style="list-style-type: none"> • AMEND – Amended <p>Amended Down</p> <ul style="list-style-type: none"> • AD – Amended Down • AGJ – Amended Down by Grand Jury <p>Convicted</p> <ul style="list-style-type: none"> • G – Guilty • GM – Guilty - Multiple Counts • GSS – Guilty - Sealed Sentence • PRPD – Prepaid <p>Dismissed</p> <ul style="list-style-type: none"> • CAD – Dismissal by Motion of Prosecutor • DD – Dismissed Diverted • DDP – Dismissed Deferred Prosecution • DEC – Deceased • DGJ – Dismissed After Present to Grand Jury • DIS – Dismissed • DWP – Dismissed with Prejudice • HNG – Hung Jury • INC – Incompetent to Stand Trial • MST - Mistrial • NGJ – No Action Taken by Grand Jury • NTB – No True Bill Returned by Grand Jury • PAR – Pardon - Prior to Adjudication Only • PRDIS – Pre-Payable Citation Dismissed • SAV – Set Aside/Voided • VAC – Vacated Judgment • VEFC – Vacated Expunged Felony Conviction • VSC – Void Sealed Conviction • WD - Withdrawn <p>Diverted</p> <ul style="list-style-type: none"> • DIV – Diversion • DP – Deferred Prosecution • PTD – Pretrial Diversion <p>FTA/FTV/AP</p> <ul style="list-style-type: none"> • AP – Administrative Procedure • FTA – Failure to Appear

**TIME TO DISPOSITION FOR DOMESTIC VIOLENCE RELATED CHARGES
WITHIN DISTRICT CASES DISPOSED CY2023 JEFFERSON COUNTY**

		<ul style="list-style-type: none"> • FTV – Fugitive <p>Others</p> <ul style="list-style-type: none"> • AFF - Affirmed • DEN – Denied • ENH – Enhanced • EXT – Extradition • GDJ – Grand Jury • GNT – Granted • IND – Indictment by Grand Jury / Information • MER – Merged • PCB – Peace Bond • OTH – Other • REM - Remanded • REV – Reversed • SR – Sealed Records • TRF – Transfer • TRFD – Drug Court Transfer Dismissed • TRFG – Drug Court Transfer Guilty • Any disposition code inappropriate to adult criminal charges applied erroneously. <p>Pending</p> <ul style="list-style-type: none"> • Pending
	Charge Disposition Date	The disposition of the charge as indicated by the code entered in KYCourts.
	DV Offense Category	Similar offenses are grouped into domestic violence-related Offense Categories for reporting purposes. The offenses included in this report can be found on the Charge List.
	UOR Code	<p>The code which identifies the specific offense charge brought against the defendant. It is a numeric label for a specific offense charge used in a Uniform Offense Report (UOR). The first digit of the UOR code works as follows:</p> <ul style="list-style-type: none"> • 0: an offense defined by a state statute • 8: an offense defined by a city ordinance • 9: an offense defined by a local ordinance or a code used by KCOJ for administrative purposes, e.g. 990240: “No Record Exists”. <p>The second through sixth digits identify the specific offense. A UOR code on a citation typically begins with the second digit as encoded here. The seventh digit ranges from 0 through 6 and is used to indicate inchoate variants of the underlying offense, which may alter the penalty.</p> <ul style="list-style-type: none"> • 0: The base offense is charged with no inchoate variant. • 1: Attempt • 2: Solicitation • 3: Conspiracy • 4: Facilitation

TIME TO DISPOSITION FOR DOMESTIC VIOLENCE RELATED CHARGES WITHIN DISTRICT CASES DISPOSED CY2023 JEFFERSON COUNTY

- | | | |
|--|--|---|
| | | <ul style="list-style-type: none">• 5: Complicity• 6: Enhanced |
|--|--|---|

Disclaimer Associated with KCOJ/AOC Database(s) and Element(s)

RESEARCH AND STATISTICS DISCLAIMER

Information received from KYCourts/CourtNet is subject to change(s), reprogramming, modification(s) of format and availability at the direction of the Administrative Office of the Courts (AOC) and may not at any particular moment reflect the true status of court cases due to ordinary limitation(s), delay(s) or error(s) in the system's operation. Information is gathered from the data source(s) on a just-in-time basis. The data is static, representing a particular moment in time. Case counts are not counts of individuals, as some persons may have multiple cases.

The AOC disclaims any warranties as to the validity of the information obtained from KYCourts/CourtNet. The recipient is solely responsible for verifying information received from KYCourts/CourtNet through the cross-referencing of official court records. The AOC shall not be liable to the recipient, or to any third party using the system or information obtained therefrom, for any damages whatsoever arising out of the use of KYCourts/CourtNet.

RESEARCH AND STATISTICS UOR CODE DISCLAIMER

The Kentucky State Police (KSP) assigns the Kentucky Uniform Crime Reporting Codes (UOR Codes) to criminal offenses in the Commonwealth of Kentucky. The KSP official list of UOR Codes by KRS number and descriptor can be obtained at the KSP's website at www.kentuckystatepolice.org.

The AOC assigns and maintains codes that are used within the Court of Justice Case Management System for statistical and reporting purposes. These codes are used to identify local and city ordinances, as well as codes for general administrative purposes. The AOC official list of UOR Codes with KRS number and descriptor can be obtained at the Court of Justice Website at [Analytics - Kentucky Court of Justice \(kycourts.gov\)](https://www.kycourts.gov). The AOC UOR Code Listing is for informational purposes only and the information is subject to change, reprogramming, modifications of format, and availability at the direction of the Administrative Office of the Courts (AOC).

A query for data based on specified charges will include each UOR code specified and possible supplemental codes. Supplemental codes (or "ASCF" codes) to any UOR code include: 1) attempt, 2) solicitation, 3) conspiracy, 4) facilitation, 5) complicity, and 6) enhancement. In total, UOR codes contain seven digits. The first six digits are specific to that charge. The seventh digit indicates if there is a supplemental code. A "0" as the seventh digit means that is the primary UOR code and it does not have a supplemental code. If there are supplemental codes, the "0" will change to a 1, 2, 3, 4, 5, or 6 (the numbering corresponds to the list above). An enhancement does not exist on all UOR codes. When a supplemental code does not appear within a dataset, charge(s) did not occur during this period. The presence of "*obs" within the description of a UOR code indicates an obsolete UOR code. However, the code is still present within the KYCourts/CourtNet database and may still be utilized. Not every UOR code included in the query will have charges associated with it in each calendar year examined. Some cases may contain multiple charges; therefore, charge counts may exceed case counts. The number of cases cannot be inferred as the number of individuals as multiple cases may have the same defendant.

The AOC disclaims and makes no warranty, express or implied, nor assumes any legal liability or responsibility, for the validity, accuracy, correctness, or completeness of any information that is

**TIME TO DISPOSITION FOR DOMESTIC VIOLENCE RELATED CHARGES
WITHIN DISTRICT CASES DISPOSED CY2023 JEFFERSON COUNTY**

available and/or obtained through this listing. The recipient is solely responsible for verifying the accuracy of the information received from the official owner of the UOR Codes, the KSP. Furthermore, the AOC shall not be liable to the recipient, the recipient's heirs and assigns, next of kin or to any third party, for any and all claims, demands, losses or damages arising from the usage of this list and/or information contained therein.



ADMINISTRATIVE OFFICE OF THE COURTS
Research and Statistics

24_RS9007

Jefferson County District Court Domestic Violence Charges Disposed CY23 Time to Disposition
Felony Cases, Charges, and Time to Disposition Grouped by DV Offense Category and Charge Disposition Category

		Cases	Charges	Min. Days to Disposition	25th Percentile Days to Disposition	Median Days to Disposition	75th Percentile Days to Disposition	90th Percentile Days to Disposition	Max. Days to Disposition
DV Murder/ Rape/Sodomy	Dismissed	2	2	21	29.0	37.0	45.0	49.8	53
	Others	11	11	35	56.5	64.0	163.0	440.0	551
	Summary	13	13	21	53.0	59.0	151.0	387.0	551
Felony DV Assault	Amended	7	7	2	25.5	52.0	408.0	766.0	883
	Amended Down	130	132	1	10.0	24.0	68.5	210.3	1,516
	Amended Up	5	5	1	2.0	9.0	12.0	81.6	128
	Dismissed	43	46	7	33.8	76.5	204.5	904.0	1,867
	Others	71	72	14	54.8	63.0	83.5	171.7	739
	Summary	251	262	1	13.3	54.0	87.0	277.0	1,867
Misdemeanor DV Assault	Amended	9	10	1	10.0	20.5	84.8	175.7	731
	Amended Down	90	90	8	16.3	59.0	219.8	575.0	1,107
	Amended Up	15	16	1	1.0	2.0	8.3	48.5	182
	Dismissed	152	158	0	48.0	165.5	544.5	1,138.6	3,641
	Diverted	13	13	0	9.0	10.0	25.0	59.0	146
	FTA/FTV/AP	14	14	28	74.0	138.5	273.5	488.9	885
	Guilty	524	531	0	0.0	10.0	64.5	163.0	1,588
	Others	96	100	3	51.8	61.0	102.3	228.2	701
	Summary	882	932	0	9.0	39.0	118.8	374.0	3,641
	Felony Protective Order Violation	Amended Down	2	2	9	154.3	299.5	444.8	531.9
Dismissed		43	51	3	54.5	82.0	302.0	554.0	785
Diverted		1	1	0	0.0	0.0	0.0	0.0	0
FTA/FTV/AP		3	3	47	82.5	118.0	395.0	561.2	672
Guilty		46	47	0	9.0	18.0	115.0	260.6	1,463
Others		37	43	14	54.0	61.0	81.0	127.0	819
Summary		131	147	0	20.5	61.0	124.5	425.4	1,463
Stalking	Amended	1	2	41	41.0	41.0	41.0	41.0	41
	Amended Down	1	1	10	10.0	10.0	10.0	10.0	10
	Dismissed	4	5	19	57.0	115.0	115.0	226.6	301
	FTA/FTV/AP	1	1	672	672.0	672.0	672.0	672.0	672
	Others	7	8	49	49.8	65.5	83.0	135.5	230
	Summary	13	17	10	49.0	63.0	115.0	258.4	672
Strangulation	Amended	13	14	1	3.0	19.0	64.8	81.5	177
	Amended Down	177	179	4	10.0	18.0	80.5	195.0	1,119
	Amended Up	17	17	1	1.0	1.0	1.0	2.0	11
	Dismissed	380	384	0	10.0	40.5	120.3	312.7	1,516
	FTA/FTV/AP	9	9	10	37.0	60.0	268.0	287.6	334
	Guilty	88	88	0	0.0	0.0	0.0	0.0	415
	Others	103	109	14	54.0	61.0	87.0	191.4	484
	Summary	658	800	0	9.0	32.0	83.3	213.0	1,516
Felony Summary	1,204	2,171	0	9.0	41.0	99.0	315.0	3,641	

Statistical Analysis Considerations

* Data provided from CourtNet.

* Charge disposition case counts are a distinct count of cases within each charge disposition category . Cases with more than one domestic violence-related charge with more than one charge disposition category will be counted once in each charge disposition category.

Run Date:

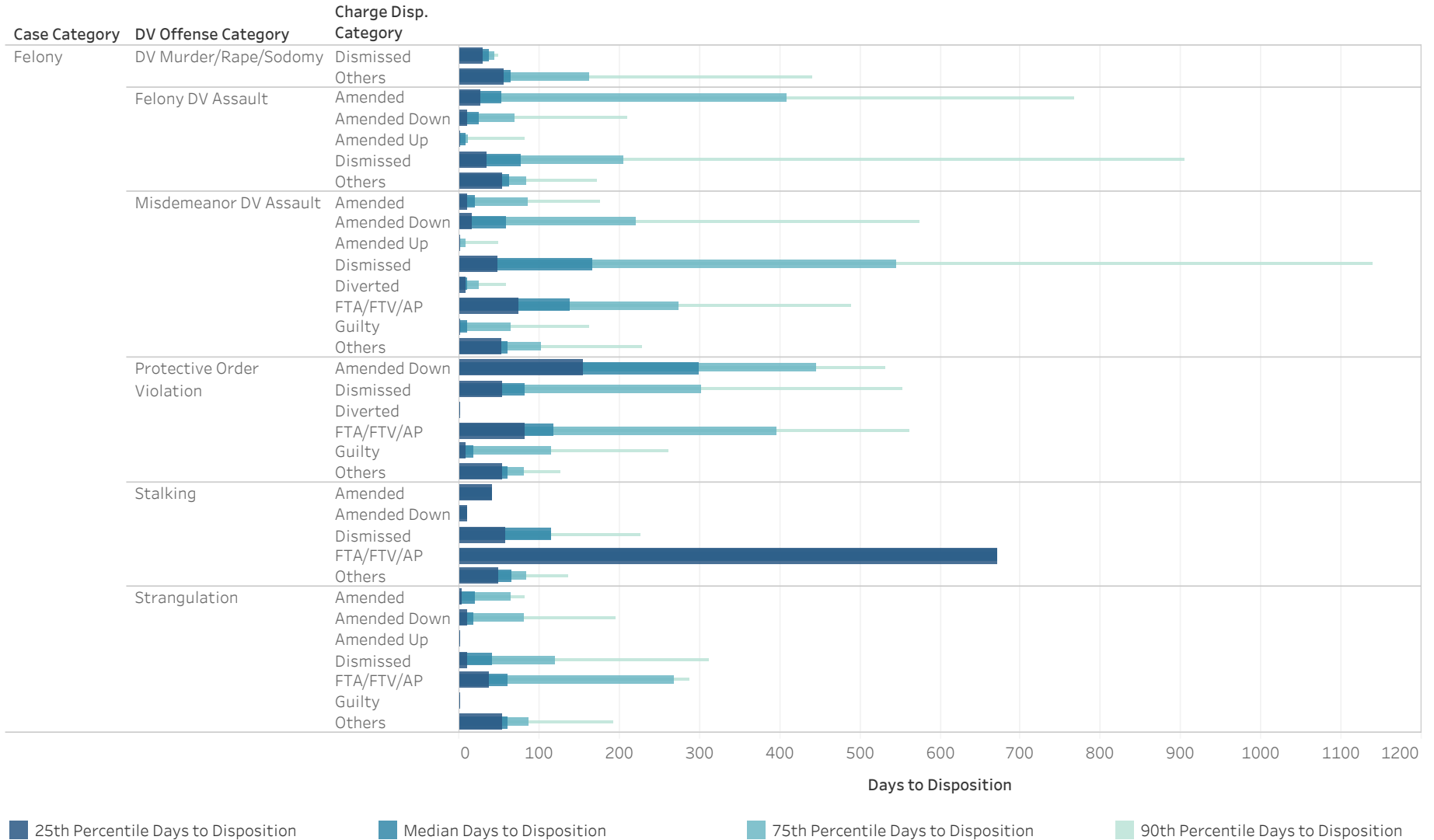
4/3/2024

Page 1 of 6



ADMINISTRATIVE OFFICE OF THE COURTS
Research and Statistics

Jefferson County District Court Domestic Violence Charges Disposed CY23 Time to Disposition
Felony Time to Disposition Grouped by DV Offense Category and Charge Disposition Category



Statistical Analysis Considerations

* Data provided from CourtNet.

* Charge disposition case counts are a distinct count of cases within each charge disposition category . Cases with more than one domestic violence-related charge with more than one charge disposition category will be counted once in each charge disposition category.



ADMINISTRATIVE OFFICE OF THE COURTS
Research and Statistics

24_RS9007

Jefferson County District Court Domestic Violence Charges Disposed CY23 Time to Disposition
Misdemeanor Cases, Charges, and Time to Disposition Grouped by DV Offense Category and Charge Disposition Category

		Cases	Charges	Min. Days to Disposition	25th Percentile Days to Disposition	Median Days to Disposition	75th Percentile Days to Disposition	90th Percentile Days to Disposition	Max. Days to Disposition
Felony DV Assault	Amended	2	2	10	16.3	22.5	28.8	32.5	35
	Amended Down	26	26	8	8.3	13.5	31.8	121.0	413
	Dismissed	5	5	8	41.0	57.0	58.0	74.8	86
	Others	6	7	34	43.5	53.0	57.0	58.0	58
	Summary	39	40	8	9.8	26.5	57.3	91.2	413
Misdemeanor DV Assault	Amended	50	50	1	1.0	8.5	48.0	169.6	954
	Amended Down	522	526	2	10.0	52.0	132.8	340.0	2,605
	Amended Up	26	27	1	1.0	1.0	2.0	2.0	73
	Dismissed	403	408	1	182.5	332.0	510.5	1,042.5	7,688
	Diverted	74	74	0	10.0	20.5	68.8	185.7	471
	FTA/FTV/AP	81	83	0	15.0	79.0	232.5	586.4	2,516
	Guilty	427	430	0	9.0	19.0	113.3	352.0	1,377
	Others	4	4	58	66.3	228.0	535.0	801.4	979
		Summary	1,535	1,602	0	10.0	67.0	265.0	548.7
Misdemeanor Protective Order Violation	Amended	3	3	2	69.5	137.0	568.5	827.4	1,000
	Amended Down	17	17	9	143.0	305.0	480.0	1,172.8	2,472
	Dismissed	185	204	2	37.8	177.5	367.0	568.9	2,403
	Diverted	8	8	7	9.0	39.0	125.5	454.9	926
	FTA/FTV/AP	38	39	3	16.5	59.0	102.5	256.8	7,445
	Guilty	305	336	3	11.0	30.5	151.5	328.5	4,224
	Others	11	12	9	50.0	57.0	63.8	301.2	847
		Summary	554	619	2	13.0	61.0	242.5	482.8
Misdemeanor Stalking	Dismissed	7	7	18	86.5	325.0	620.5	708.8	746
	FTA/FTV/AP	1	1	197	197.0	197.0	197.0	197.0	197
	Guilty	6	6	27	49.5	105.5	231.3	326.0	388
		Summary	14	14	18	49.5	173.5	372.3	645.9
Misdemeanor Strangulation	Amended Down	2	2	72	82.8	93.5	104.3	110.7	115
	Amended Up	1	1	44	44.0	44.0	44.0	44.0	44
	Dismissed	6	6	0	8.0	28.0	52.5	60.5	67
	Guilty	1	1	0	0.0	0.0	0.0	0.0	0
		Summary	8	10	0	8.0	46.0	63.8	76.3
Misdemeanor Summary		2,069	2,285	0	11.0	63.0	253.0	516.8	7,688

Statistical Analysis Considerations

* Data provided from CourtNet.

* Charge disposition case counts are a distinct count of cases within each charge disposition category . Cases with more than one domestic violence-related charge with more than one charge disposition category will be counted once in each charge disposition category.

Run Date:

4/3/2024

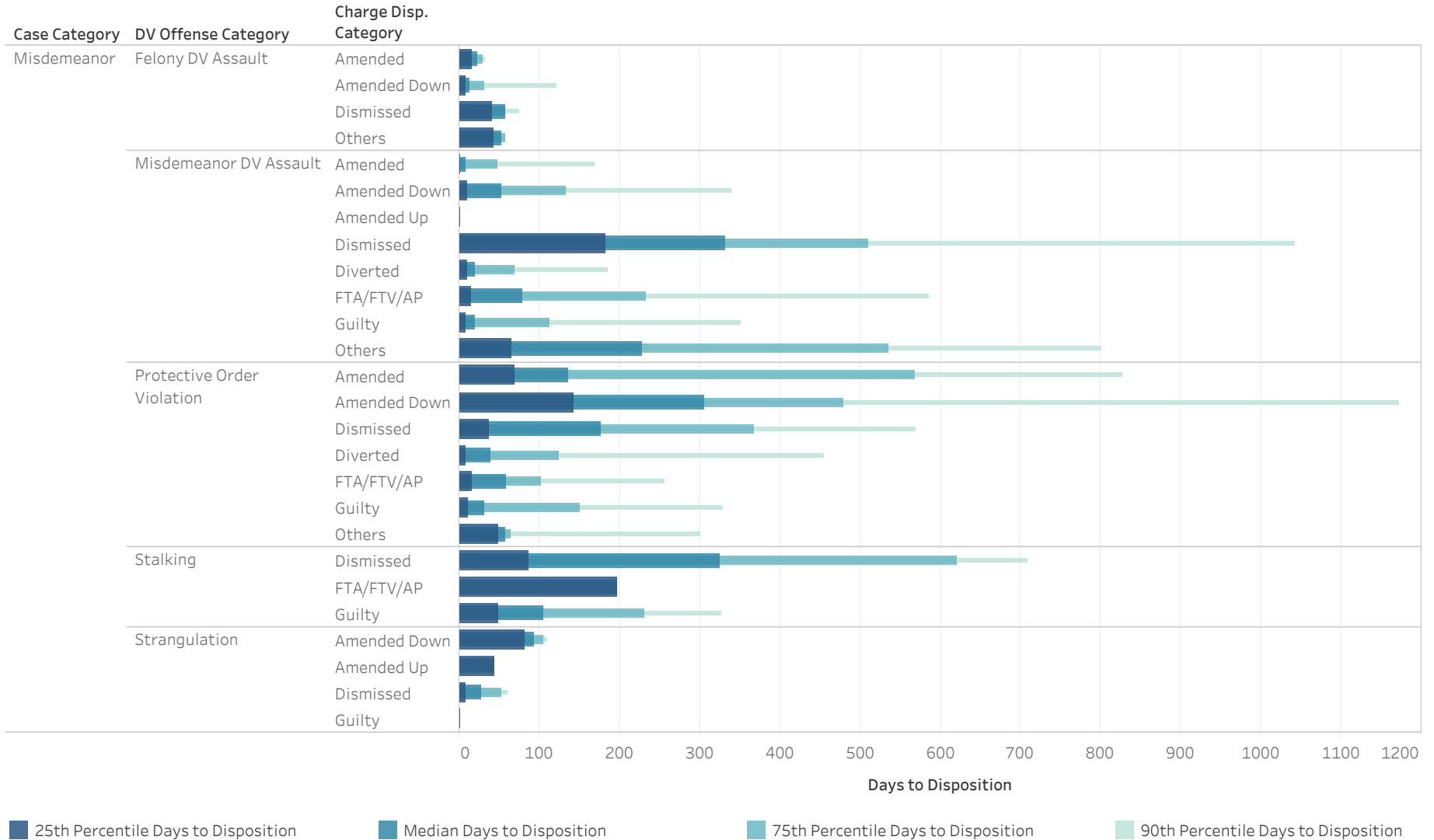
Page 3 of 6



ADMINISTRATIVE OFFICE OF THE COURTS
Research and Statistics

24_RS9007

Jefferson County District Court Domestic Violence Charges Disposed CY23 Time to Disposition
Misdemeanor Time to Disposition Grouped by DV Offense Category and Charge Disposition Category



Statistical Analysis Considerations

* Data provided from CourtNet.

* Charge disposition case counts are a distinct count of cases within each charge disposition category . Cases with more than one domestic violence-related charge with more than one charge disposition category will be counted once in each charge disposition category.

Run Date:
4/3/2024
Page 4 of 6

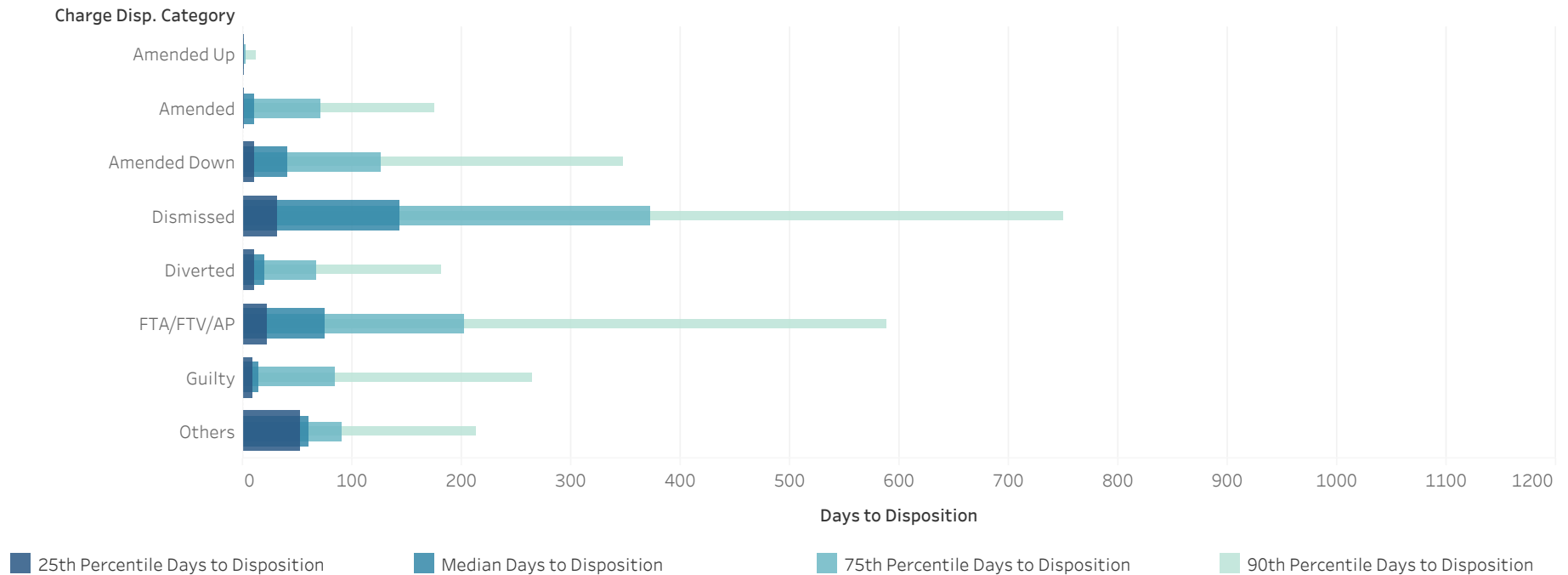


ADMINISTRATIVE OFFICE OF THE COURTS
Research and Statistics

Jefferson County District Court Domestic Violence Charges Disposed CY23 Time to Disposition
Summary of Felony and Misdemeanor Combined, Grouped by Charge Disposition Category

Charge Disp. Category	Cases	Charges	Min. Days to Disposition	25th Percentile Days to Disposition	Median Days to Disposition	75th Percentile Days to Disposition	90th Percentile Days to Disposition	Max. Days to Disposition
Amended Up	63	66	1	1.0	1.0	2.0	11.5	182
Amended	85	88	1	1.8	10.0	71.3	175.6	1,000
Amended Down	949	975	1	10.0	41.0	126.0	346.8	2,605
Dismissed	1,158	1,276	0	32.0	143.0	373.0	750.5	7,688
Diverted	96	96	0	10.0	19.5	67.3	181.5	926
FTA/FTV/AP	139	150	0	21.8	75.0	203.0	588.3	7,445
Guilty	1,303	1,439	0	9.0	14.0	84.0	264.6	4,224
Others	235	366	3	52.3	61.0	91.0	213.5	979
Summary	3,273	4,456	0	10.0	52.0	168.0	429.5	7,688

Time to Disposition by Charge Disposition Category



Statistical Analysis Considerations

* Data provided from CourtNet.

* Charge disposition case counts are a distinct count of cases within each charge disposition category . Cases with more than one domestic violence-related charge with more than one charge disposition category will be counted once in each charge disposition category.

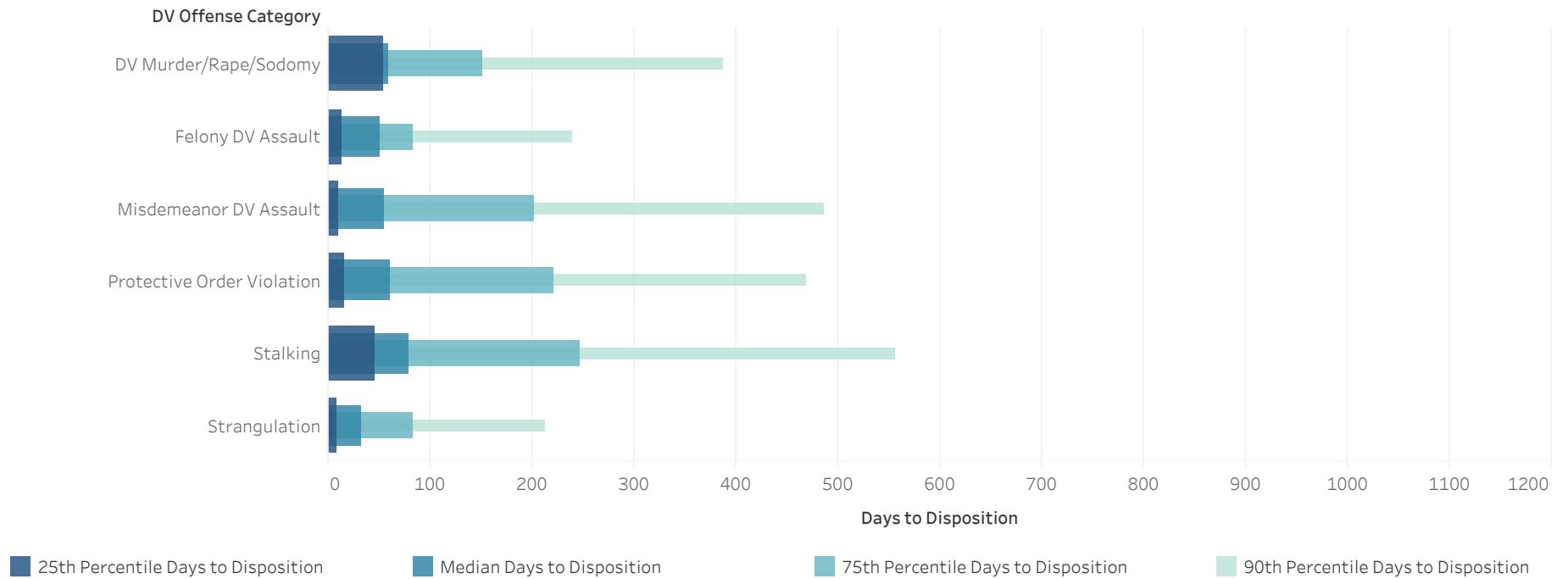


ADMINISTRATIVE OFFICE OF THE COURTS
Research and Statistics

Jefferson County District Court Domestic Violence Charges Disposed CY23 Time to Disposition
Summary of Felony and Misdemeanor Combined, Grouped by DV Offense Category

DV Offense Category	Cases	Charges	Min. Days to Disposition	25th Percentile Days to Disposition	Median Days to Disposition	75th Percentile Days to Disposition	90th Percentile Days to Disposition	Max. Days to Disposition
DV Murder/Rape/Sodomy	13	13	21	53.0	59.0	151.0	387.0	551
Felony DV Assault	290	302	1	12.0	50.0	83.0	239.6	1,867
Misdemeanor DV Assault	2,417	2,534	0	10.0	55.0	200.8	485.4	7,688
Protective Order Violation	685	766	0	15.0	61.0	220.8	469.0	7,445
Stalking	27	31	10	45.0	79.0	247.0	557.0	746
Strangulation	666	810	0	9.0	32.0	83.0	213.0	1,516
Summary	3,273	4,456	0	10.0	52.0	168.0	429.5	7,688

Time to Disposition by DV Offense Category



Statistical Analysis Considerations

* Data provided from CourtNet.

* Charge disposition case counts are a distinct count of cases within each charge disposition category . Cases with more than one domestic violence-related charge with more than one charge disposition category will be counted once in each charge disposition category.