




REVISED

**ANNUAL
REPORT**



— 2023 —

Kentucky Court of Justice



CONTENTS

Introduction

Report: Statewide Totals of Monies Collected by Offices of Circuit Court Clerk

Annual Report Documentation

Report: Statewide Statistics

Report: Statistics by County



Kentucky Court of Justice Annual Report FY 2023

Thank you for your interest in the [Kentucky Court of Justice](#) and its annual report for Fiscal Year 2023 (July 1, 2022-June 30, 2023).

The Administrative Office of the Courts is required by state law – KRS 27A.460, KRS 27A.470 and KRS 27A.440 – to issue an annual report. The report is to include statistics for all 120 counties on the outcome of felony arrests in these categories:

- Conviction percentages
- Percentages of fines, imprisonment or other penalty assessment
- Percentage of acquittals
- Percentage of dismissals
- Percentage of pleas as charges
- Percentage of pleas to reduce charges
- Percentage of disposition to guilty as charged by trial
- Percentage of those found guilty of lesser charge by trial
- Percentage of jury trials
- Percentage of bench trials
- The number of juvenile offenders tried as adults
- Shock probation by disposition type

For more information about the data provided in this report, please see the section titled Annual Report Documentation.

The statistics are derived from the AOC's CourtNet database and were accurate as of the date they were compiled for the report. Due to ongoing cases, the statistics will change. CourtNet is constantly updated with new information. To request current data for Fiscal Year 2023, please contact the Division of Research & Statistics at 800-928-2350.

In addition to the required data, this report contains information regarding the payment of fines, court costs, restitution and other court-ordered monetary penalties, as well as background information on the Kentucky court system.

About the Kentucky Court of Justice

You can find comprehensive information about the state court system on the [Kentucky Court of Justice website](#) and a description of the trial and appellate courts below.

There are four levels of Kentucky state courts. The two trial courts, Circuit Court and District Court, first hear the facts and issue judgments on those facts. Judicial circuits and districts vary in size and number of judges based on population and caseload.

The two appellate courts, the Supreme Court and Court of Appeals, may be asked to review the judgment of a lower court to see if a mistake was made. An appeals court generally cannot hear any new evidence and must rule on what was presented to the trial court. Citizens have the right to one appeal per lawsuit. Beyond this one appeal as a “matter of right,” further appeals are discretionary and the appellate court may refuse to review such cases.

District Court has limited jurisdiction and handles city and county ordinances, traffic offenses, non-contested probate matters, felony preliminary hearings and civil cases involving \$5,000 or less. Juvenile Court is a division of District Court and hears cases involving children under age 18 regarding guardianship, conservatorship, voluntary or involuntary commitment, child abuse and neglect, and domestic violence. Small Claims Court is also a division of District Court and is an informal, inexpensive means for people to file claims in disputes that involve \$2,500 or less. Appeals from District Court decisions are made to the local Circuit Court. District judges serve four-year terms.

Circuit Court is the court of general jurisdiction and can hear all types of cases unless the General Assembly has given exclusive jurisdiction of particular kinds of cases to another court to handle, such as District Court. Circuit Court hears civil matters involving more than \$5,000, capital offenses and felonies, divorces, adoptions, termination of parental rights, real property title disputes and contested probate matters. Circuit Court has the power to issue injunctions and writs of mandamus and prohibition to compel or prohibit acts, and to hear appeals from District Court and administrative agencies. Appeals from the Circuit Court are made to the Court of Appeals. Circuit judges serve eight-year terms.

Family Court is a division of Circuit Court. In counties that have a Family Court, the court has primary jurisdiction in cases involving families and children. Family Court hears cases involving dissolution of marriage; spousal support and equitable distribution; child support and visitation; paternity; adoption; domestic violence; dependency, neglect and abuse; termination of parental rights; and runaways and truancy. Appeals from Family Court are made to the Court of Appeals. Family Court judges serve eight-year terms.

The Kentucky Court of Appeals is the lower appellate court. With a few exceptions, most cases appealed from Circuit Court go to the Court of Appeals. The Court of Appeals also handles appeals of a Circuit Court decision on a District Court judgment. The case is not retried at the appeals level. Instead, the original trial record is reviewed, with attorneys presenting the legal issues to the Court of Appeals for a decision.

Fourteen judges, two elected from each of the seven appellate districts, serve for eight-year terms. Court of Appeals judges are divided into panels of three to review and decide cases, with the majority deciding the outcome. The panels do not sit permanently in one location but move around the state to hear appeals. The Court of Appeals occasionally publishes its rulings on cases, which means that those rulings become the governing case law for all future similar cases in Kentucky.

The Supreme Court of Kentucky is the state court of last resort and the final interpreter of Kentucky law. The Supreme Court may order a ruling or opinion to be published, which means the ruling becomes the case law governing all similar future cases in

Kentucky. Appeals involving the death penalty, life imprisonment or imprisonment for 20 years or more go directly from Circuit Court to the Supreme Court.

All other appeals must first be heard by the Court of Appeals, except those so exceptional that the Supreme Court will grant a request to bypass the Court of Appeals. Appeals from the Court of Appeals, except workers' compensation appeals, reach the Supreme Court only with the court's permission. The justices convene in Frankfort in most months to hear oral arguments.

Seven justices sit on the Supreme Court and all seven justices rule on appeals before the court. The justices are elected from seven Supreme Court districts and serve eight-year terms. A chief justice, chosen for a four-year term by his or her fellow justices, is the administrative head of the state court system and is responsible for its operation. In addition, the Supreme Court establishes rules of practice and procedure for all Kentucky judges and attorneys.

Clerks of Court

Appellate Court Clerks. The Supreme Court and Court of Appeals have clerks of court who are appointed to their positions and are responsible for the custody, control and storage of all appellate records.

Trial Court Clerks. At the trial court level, circuit court clerks are elected officials of the court and are responsible for the custody, control and safe storage of Circuit Court and District Court records. Circuit court clerks also receive lawsuits and court documents, are present during trials, schedule juries, receive fines and handle bond money. One circuit court clerk is elected in each of Kentucky's 120 counties. Circuit court clerks serve for a term of six years.

Administrative Office of the Courts

The AOC at 1001 Vandalay Drive in Frankfort, Ky., is the administrative arm of the state court system and supports the activities of nearly 3,300 court system employees and 413 elected justices, judges and circuit court clerks. The AOC is the fiscal agent for the court system and executes the Judicial Branch budget.

We hope that you find this report informative.

Table of Contents

Report: Statewide Totals of Monies Collected by Offices of Circuit Court Clerk - 1

Annual Report Documentation - 1

Report: Statewide Statistics

Conviction percentages – 1

Percentage of acquittals – 1

Percentage of dismissals – 1

Percentages of fines, imprisonment or other penalty assessment – 2

Percentage of pleas as charges – 2

Percentage of pleas to reduce charges – 2

Percentage of disposition to guilty as charged by trial – 3

Percentage of those found guilty of lesser charge by trial – 3

Percentage of jury trials – 3

Percentage of bench trials – 3

Shock probation by disposition type – 3

The number of juvenile offenders tried as adults – 4

Report: Statistics by County - 1-480

REPORT

Statewide Totals of Monies Collected by Offices of Circuit Court Clerk

**ADMINISTRATIVE OFFICE OF THE COURTS
MONIES COLLECTED BY CIRCUIT CLERKS OFFICE
STATEWIDE TOTALS**

FISCAL YEAR: 07/01/2022 TO 06/30/2023

<u>FEEOCODE DESCRIPTION</u>	<u>CASH RECEIPTS</u>
Drivers Licn	\$182.75
Charges for Services	\$4,160,280.03
Expungement Fees	\$228,939.50
Felony Expungement Fee	\$105,325.00
Restitution Fees	\$576,355.30
Bond Filing Fee	\$2,351,003.57
Bond 10% Fee	\$354,654.08
Bond Forfeitures	\$1,115,065.03
Fish & Game Fines	\$160,934.00
Highway Work Zone Safety Fines	\$26,844.00
Alcohol Intoxication Fines	\$79,098.00
Energy Recovery Road Fines	\$1,210.00
Criminal/Traffic Costs	\$26,475,183.54
Crm Cost/APPprogram	\$2,757.75
Crm/KSPIC Cost	\$519,089.29
Criminal/Traffic Fines	\$15,108,336.21
Handicap Fees	\$16,966.00
State Jail Fund	\$0.00
Crime Victims Fund	\$0.00
D.U.I Service Fees	\$1,145,275.03
DUI Fee GF	\$570,438.59
DUI Fee IIF	\$551,994.27
DUI Fee	\$3,217,249.00
S.C.H.I.R. Fees	\$0.00
T.B.I. Fees	\$0.00
Brady Bill Fees	\$0.00
Court Facilities Fees	\$4,073,816.99
Court Security Fees	\$0.00
Civil Filing Fees	\$16,186,787.75
Access to Justice Fees	\$2,558,604.52
P.A. Partial Fees	\$1,227,014.53
Public Advocate Admin Fees	\$0.00
Interest Income	\$859,827.33
Over/(Short)	\$680.85
Total State Money	\$81,673,912.91
Jury Fund	\$1,813,086.50
Witness Fund	\$79,471.77
Bail Bond	\$76,701,130.98
Alimony & Support	\$0.00
Rest & Gar	\$11,796,734.81
Condemnation	\$9,627,581.89
County Jail	\$0.00
Collect for Others	\$39,718,626.70

Library Fees	\$507,041.86
Sheriff SS	\$0.00
Total Savings Bal	\$221,917,587.42
Spec Escrow	\$4,421,256.62
Total All Funds	\$226,338,844.04

ANNUAL REPORT DOCUMENTATION

FY 2023

The Administrative Office of the Courts shall issue an annual report beginning calendar year 1987 with sufficient detail as to be able to identify, on a county-by-county basis as well as statewide totals, for felony arrest.



The Department of Information and Technology Services
Research and Statistics
1001 Vandalay Drive
Frankfort, KY 40601
(502) 573-2350

AOC ANNUAL REPORT

CHARGES DISPOSED FY 2023 IN CIRCUIT CRIMINAL CASES STATEWIDE

July 13, 2023

By

Tammy Manley (*Data Analysis Specialist*)
Christopher Garrison (*Data Analysis Specialist*)
Lyn Guarnieri (*Research and Statistics Team Lead*)
Daniel Sturtevant (*Data Officer*)

Statistics Overall Description

KRS 27A.460 requires the Administrative Office of the Courts to issue an annual report with information statewide and for each county on the outcome of felony arrests.¹ This report should include totals and percentages for convictions, acquittals and dismissals; percentages of fines, imprisonment, or other penalty assessment; percentages of any pleas as charges or to reduce charges; percentage of disposition to guilty as charged by trial, of those found guilty of lesser charge by trial, and the percentage of jury trials and bench trials and the number of juvenile offenders tried as an adult.² KRS 27A.440 requires information on shock probation to be included in the annual report.³

CourtNet, which provides a summary of cases statewide, was queried for charges disposed 7/1/2022 through 6/30/2023 in Circuit Court Criminal (CR) cases. This query included charges disposed by charge disposition type code, charges convicted by highest penalty type including plea information, cases by trial type, shock probation by disposition type, and charges disposed in youthful offender cases.

Felony Charges Convicted by the Highest Penalty Type

- Percentages of fines, imprisonment, or other penalty assessment *KRS 27A.460(2)*

Felony Charges by Disposition Type

- Conviction percentages *KRS 27A.460(1)*
- Percentage of acquittals *KRS 27A.460(3)*
- Percentage of dismissals *KRS 27A.460(4)*

Cases by Trial Type

¹ See KRS 27A.460 at <https://apps.legislature.ky.gov/law/statutes/statute.aspx?id=20967> Retrieved August 31, 2022.

² See KRS 635.020 <https://apps.legislature.ky.gov/law/statutes/statute.aspx?id=51300> and KRS 640.010 <https://apps.legislature.ky.gov/law/statutes/statute.aspx?id=51301> for further information on the process on youthful offenders. Retrieved August 31, 2022.

³ See KRS 27A.440 <https://apps.legislature.ky.gov/law/statutes/statute.aspx?id=20964> Retrieved August 31, 2022.

AOC ANNUAL REPORT

CHARGES DISPOSED FY 2023 IN CIRCUIT CRIMINAL CASES STATEWIDE

Statistics Overall Description

- Percentage of disposition to guilty as charged by trial *KRS 27A.460(7)*
- Percentage of those found guilty of lesser charge by trial *KRS 27A.460(8)*
- Percentage of jury trials *KRS 27A.460(9)*
- Percentage of bench trials *KRS 27A.460(10)*

Original and Final Plea Type

- Percentage of pleas as charges *KRS 27A.460(5)*
- Percentage of pleas to reduce charges *KRS 27A.460(6)*

Shock Probation by Disposition Type

- Extracted data on Shock Probation *KRS 27A.440(3)(b)*

UOR	KRS	DESC
0026090	439.265	SHOCK PROBATION IN FELONY CONVICTIONS
0026100	439.267	SHOCK PROBATION IN MISDEMEANOR CONVICTIONS
9096890	439.265	SHOCK PROBATION

Youthful Offenders

Circuit Criminal (CR) cases filed against minor defendants over 10 years old and less than 18 years old at the point of the earliest indicated charge date. A defendant in a Circuit Criminal case is determined to be less than 18 years old as of the filing date of the earliest charge in the case. The charge filing date is sometimes entered to reflect the filing of the original charge, but other times may be entered as the date of the indictment or data entry. As such, some minors may turn 18 before the indictment or data entry date for these charges, and any such minors are not captured in this data set. No other datapoints are available for the identification of youthful offender indictments.

Statistical Tables

This report repeats a sequence of four pages statewide and then for each county in alphabetical order and includes:

- Felony level offenses that have not been amended, felony level offenses that have been amended to felony, and misdemeanor level offenses amended up to a felony level, and
- Felony amended to Non-Felony - includes misdemeanor and felony amended down to a lower offense.

This report excludes:

- Charges disposition type *No True Bill Returned by Grand Jury (NTB)*.
- Case Type Code: *Drug Court (Originating Disposition Diversion) (DCTD)*
- Amended charge disposition type codes: *Amended Down by Circuit Court (ACC), Amended Down (AD), Amended Down by Grand Jury (AGJ), Amended (AMEND), Amended Up (AU), Amended Up by Grand Jury (AUGJ)*
- Post-disposition charges, such as violation of parole, are excluded. Please see the attached Supplemental List of Excluded Offenses.

AOC ANNUAL REPORT
CHARGES DISPOSED FY 2023 IN CIRCUIT CRIMINAL CASES STATEWIDE

Page 1: Provides a cross table with a count of charges and a distinct count of cases grouped by *Felony* and *Felony amended to Non-Felony*. The horizontal bar chart provides felony level charges disposed within Circuit Criminal (CR) cases by charge disposition type category.

Page 2: Provides a cross table of the convicted charges, percent of charges and the distinct count of cases sorted by the highest sentence penalty for each of the convicted charges (Guilty, Guilty – Multiple Counts, Pre-payable Citation – Paid, Guilty – Sealed Sentence or Enhanced).

The cross table provides the count of charges and distinct count of cases grouped by *Felony* and *Felony amended to Non-Felony*. The horizontal bar chart provides felony level charges disposed within Circuit Criminal (CR) cases by charge disposition type category.

A sentence may have more than one penalty, this table reports the charge by the first penalty criterion satisfied in the hierarchy below:

- Incarcerated Prison
 - Incarcerated Jail
 - Alternative Home Incarceration
 - Alternative Probation
 - Alternative Conditionally Discharged
 - Alternative Sentence
 - Pay Fine
 - Pay Court Cost
 - Other Penalty
 - No Sentence
-

Page 3: The cross table provides the count of charges and distinct count of cases grouped by *Felony* and *Felony amended to Non-Felony*. The horizontal bar chart provides felony level charges disposed within Circuit Criminal (CR) cases by charge disposition type category.

Count of Distinct Cases per Trial Type.

- Case is counted as *Court Trial* if all charges within case were disposed by court trial.
- Case is counted as *Jury Trial* if all charges within case were disposed by jury.
- Case is counted in *Mixed Trial* type category if some charges were disposed by court, jury or no trial.
- Case is counted in *No Trial* category if all charges within case had *No Trial* marked or were blank.

The cross table at the bottom of the page provides the shock probation offenses by charge disposition type. When a *Motion for Shock Probation* is filed, a charge screen is added into the circuit criminal case with the appropriate UOR code (listed below) for shock probation. When a signed judgment or order is received, the added charge is then closed by completing the charge disposition date and charge disposition type.

AOC ANNUAL REPORT

CHARGES DISPOSED FY 2023 IN CIRCUIT CRIMINAL CASES STATEWIDE

Page 4: The cross table provides the number of youthful offenders tried as adults *KRS 27A.460(11)* grouped by charge level (*Felony vs. Felony amended to Non-felony*). The horizontal bar chart and cross table located on the bottom of the page provides the offenses disposed within the youthful offender cases by charge disposition category.

Note: Circuit Criminal (CR) cases filed against minor defendants over 10 years old and less than 18 years old at the point of the earliest indicated charge date. A defendant in a Circuit Criminal case is determined to be less than 18 years old as of the filing date of the earliest charge in the case. The charge filing date is sometimes entered to reflect the filing of the original charge, but other times may be entered as the date of the indictment or data entry. As such, some minors may turn 18 before the indictment or data entry date for these charges, and any such minors are not captured in this data set. No other datapoints are available for the identification of youthful offender indictments.

Statistical Analysis Considerations:

- These statistics represent a snapshot in time as of the date the data was queried: 7/13/2023.
- The sentence information in this report represents only the sentence ordered for that charge and does not provide the overall punishment for the case or the individual.
- Sentence time entered represents the sentence ordered by the court. Subsequent modifications by the Department of Corrections to length of incarceration is not reflected in this report.
- A case may consist of one or multiple charges. The report's count of cases represents a distinct count of case numbers, regardless of the number of charges within the case.
- Counts of cases do not necessarily represent counts of unique individuals.
- Charges consist of all original and amended charges within a case.

Data Variables

Database	Data Variable	Description
CourtNet	Circuit Criminal Case	A Circuit Court case initiated by grand jury indictment or by prosecutor's information including at least one felony charge as well as any other related charges. Felony Charges are punishable by incarceration greater than one year or by death.
	County	The county in which a case was filed.
	Fiscal Year (FY)	The fiscal year is July 1 through June 30. Fiscal years are associated with Charge Disposition Date and Max Class Charge Disposition Date in this report.
	Charge Disposition Date	The date on which a charge was disposed. Each charge within a case may have a separate disposition date.
	Charge Level	Categorizes the charge(s)/offense(s) according to severity for the purposes of sentencing. The charge level is determined by the UOR's ASCF code. Charge levels are reported as the following: <ul style="list-style-type: none"> • Felony – Felonies are the most serious types of crimes, punishable by prison sentences of greater than one year. • Misdemeanor – Misdemeanors are more serious than violations, punishable by up to a year in jail time.

AOC ANNUAL REPORT
CHARGES DISPOSED FY 2023 IN CIRCUIT CRIMINAL CASES STATEWIDE

		<ul style="list-style-type: none"> • Violation – Violations are the least serious type of crime, usually involving a citation with a penalty of a fine. However, possible other potential penalties may be involved. • Local Ordinance – Violation level offenses defined by county or city ordinance rather than statewide statute. • Other – offenses created for administrative purposes are listed as Other.
	Charge Class	<p>The penalty class of a single charge. The penalty class indicates gradations of penalty severity within each Level defined by the period of imprisonment.</p> <ul style="list-style-type: none"> • Class A Felony: 20 years or greater. All capital offenses are also Class A Felonies. • Class B Felony: Ten years or greater and less than 20 years. • Class C Felony: Five years or greater and less than ten years. • Class D Felony: One year or greater and less than five years. • Class A Misdemeanor: 90 Days or greater and less than one year. • Class B Misdemeanor: Less than 90 days. <p>The Class X is used to indicate any offense with unknown or ambiguous Class within the specified Level.</p> <p>In this report, any charge of a penalty level less than a felony is reported as Charge Class <i>Other</i>.</p>
	Charge Disposition Category	<p>Charge dispositions are grouped into the following categories:</p> <p>Acquitted</p> <ul style="list-style-type: none"> • ACQ: Acquitted • NG: Not Guilty <p>Amended</p> <ul style="list-style-type: none"> • ACC: Amended Down by Circuit Court • AD: Amended Down • AGJ: Amended Down by Grand Jury • AMEND: Amended • AU: Amended Up • AUGJ: Amended Up by Grand Jury <p>Convicted</p> <ul style="list-style-type: none"> • G: Guilty • GM: Guilty - Multiple Counts (deprecated prior to 3/30/2001) • GSS: Guilty - Sealed Sentence • PRPD: Prepaid <p>Dismissed</p> <ul style="list-style-type: none"> • CAD: Dismissal by Motion of Prosecutor

AOC ANNUAL REPORT
CHARGES DISPOSED FY 2023 IN CIRCUIT CRIMINAL CASES STATEWIDE

		<ul style="list-style-type: none"> • DD: Dismissed Diverted • DDP: Dismissed Deferred Prosecution (implemented 6/3/2011) • DEC: Deceased • DGJ: Dismissed After Present to Grand Jury • DIS: Dismissed • DWP: Dismissed with Prejudice (implemented 4/15/2020) • HNG: Hung Jury • INC: Incompetent to Stand Trial • MST: Mistrial • NGJ: No Action Taken by Grand Jury • NTB: No True Bill Returned by Grand Jury • PAR: Pardon - Prior to Adjudication Only • PRDIS: Pre-Payable Citation Dismissed • SAV: Set Aside/Voided • VAC: Vacated Judgment • VEFC: Vacated Expunged Felony Conviction (implemented 7/6/2016) • VSC: Void Sealed Conviction (implemented 6/3/2011) • WD - Withdrawn <p>Diverted</p> <ul style="list-style-type: none"> • DIV: Diversion • DP: Deferred Prosecution (implemented 6/3/2011) • PTD: Pretrial Diversion • TRFD: Drug Court Transfer <p>FTA/FTV/AP</p> <ul style="list-style-type: none"> • AP: Administrative Procedure • FTA: Failure to Appear • FTV: Fugitive <p>Others</p> <ul style="list-style-type: none"> • EXT: Extradition • GDJ: Grand Jury • IND: Indictment by Grand Jury / Information • MER: Merged • OTH: Other • REM: Remanded • Any disposition code inappropriate to adult criminal charges applied erroneously. <p>Excluded Dispositions: TRF: Transfer</p>
	Cases	A count of distinct cases based on the case number.
	Charges	A count of all charges within the reported cases.
	Youthful Offender Age in Years	The age of the juvenile on the earliest charge date entered for any charge within this case, calculated as the difference between the

AOC ANNUAL REPORT
CHARGES DISPOSED FY 2023 IN CIRCUIT CRIMINAL CASES STATEWIDE

		juvenile’s birth date and the charge date rounded down to a whole number of years.
Sentencing Information	Incarcerated Jail	The total number of convictions in which the defendant was sentenced to a year or less in jail in which has remaining time amount of time after the subtraction of the following: probated/suspended time, conditionally discharged time, credit time served, and home incarceration time. Sentence screen with only the conditionally discharged time captured in the checkbox or memo field will not be included in the calculation.
	Incarcerated Prison	The total number of convictions in which the defendant was sentenced to a year or less in prison in which has remaining time amount of time after the subtraction of the following: probated/suspended time, conditionally discharged time, credit time served, and home incarceration time. Sentence screen with only the conditionally discharged time captured in the checkbox or memo field will not be included in the calculation.
	Sentenced Life / Death / 25 Years No Parole.	This is collected within checkboxes. This report provides only a count of charges which had a checkbox marked in the following order: <ul style="list-style-type: none"> • Death Sentence • Life Sentence • 25 Years No Parole
	Alternative Sentence	When a person who has been convicted of an offense or who has entered a plea of guilty to an offense is not sentenced to imprisonment, the court may impose another sentence penalty including: <p>Alternative Home Incarceration: The use of a monitoring device to facilitate the individual's ability to maintain gainful employment or to participate in programs approved as a condition of his or her incarceration, or both, using the person's home for purposes of confinement.</p> <p>Probation: The individual may be sentenced to a period of unsupervised or supervised probation, during which they are expected to comply with rules and requirements imposed by the court or by a probation officer. Probation may involve a condition of a short amount of incarceration (such as weekends in jail), confinement in a halfway house, or home detention.</p> <p>Conditionally Discharged: Sentence time may be conditionally discharged. The court may modify or alter the conditions if the defendant commits an additional offense or violates a condition, revoke the sentence at any time prior to the expiration or termination of the period of conditional discharge.</p>

AOC ANNUAL REPORT
CHARGES DISPOSED FY 2023 IN CIRCUIT CRIMINAL CASES STATEWIDE

		<p>Restitution: Money owed to a victim of an offense to compensate for damages caused by the defendant. Restitution may be ordered as part of a sentence, and in some types of cases, is mandatory (see KRS 532.032)</p> <p>Alcohol Drug Education (ADE): In addition to any other penalty prescribed, the court may sentence the person to attend an alcohol or substance abuse education or treatment program.</p> <p>Community Service: The court may order the individual to participate in unpaid work in local community instead of sentence time.</p> <p>State Traffic School (STS): A program offered by the Kentucky Transportation Cabinet for only those who have a Kentucky driver’s license. Completing the State Traffic School program avoids points assessed on a driver’s license and is a plea of guilt, to the charge.</p> <p>Pay Fine: A fine not totally suspended, probated, or conditionally discharged.</p> <p>Pay Court Cost: A court cost not totally suspended, probated, or conditionally discharged.</p> <p>Other Penalty: Sentence conditions which do not fall into any of the defined categories above.</p>
	No Sentence	The charge has been disposed as a conviction, however, sentence information has not either been given or entered.

Disclaimer Associated with KCOJ/AOC Database(s) and Element(s)

RESEARCH AND STATISTICS DISCLAIMER

Information received from KYCourts/CourtNet is subject to change(s), reprogramming, modification(s) of format and availability at the direction of the Administrative Office of the Courts (AOC), and may not at any particular moment reflect the true status of court cases due to ordinary limitation(s), delay(s) or error(s) in the system’s operation. The KYCourts/CourtNet database is not a real-time system. All datasets are a snapshot of case data at the time a query is run. Case counts are not counts of individuals as some persons may have multiple cases.

The AOC disclaims any warranties as to the validity of the information obtained from KYCourts/CourtNet. The recipient is solely responsible for verifying information received from KYCourts/CourtNet through the cross-referencing of official court records. The AOC shall not be liable to the recipient, or to any third party using the system or information obtained therefrom, for any damages whatsoever arising out of the use of KYCourts/CourtNet.

RESEARCH AND STATISTICS UOR CODE DISCLAIMER

AOC ANNUAL REPORT
CHARGES DISPOSED FY 2023 IN CIRCUIT CRIMINAL CASES STATEWIDE

The Kentucky State Police (KSP) assigns the Kentucky Uniform Crime Reporting Codes (UOR Codes) to criminal offenses in the Commonwealth of Kentucky. The KSP official list of UOR Codes by KRS number and descriptor can be obtained at the KSP's website at www.kentuckystatepolice.org.

The AOC assigns and maintains codes that are used within the Court of Justice Case Management System for statistical and reporting purposes. These codes are used to identify local and city ordinances, as well as codes for general administrative purposes. The AOC official list of UOR Codes with KRS number and descriptor can be obtained at the Court of Justice Website at <https://kycourts.gov/AOC/Information-and-Technology/Analytics/Pages/default.aspx> reports. The AOC UOR Code Listing is for informational purposes only and the information is subject to change, reprogramming, modifications of format, and availability at the direction of the Administrative Office of the Courts (AOC).

A query for data based on specified charges will include each UOR code specified and possible supplemental codes. Supplemental codes (or "ASCF" codes) to any UOR code include: 1) attempt, 2) solicitation, 3) conspiracy, 4) facilitation, 5) complicity, and 6) enhancement. In total, UOR codes contain seven digits. The first six digits are specific to that charge. The seventh digit indicates if there is a supplemental code. A "0" as the seventh digit means that is the primary UOR code and it does not have a supplemental code. If there are supplemental codes, the "0" will change to a 1, 2, 3, 4, 5, or 6 (the numbering corresponds to the list above). An enhancement does not exist on all UOR codes. When a supplemental code does not appear within a dataset, charge(s) did not occur during this period. The presence of "*obs" within the description of a UOR code indicates an obsolete UOR code. However, the code is still present within the KYCourts/CourtNet database and may still be utilized. Not every UOR code included in the query will have charges associated with it in each calendar year examined. Some cases may contain multiple charges; therefore, charge counts may exceed case counts. The number of cases cannot be inferred as the number of individuals as multiple cases may have the same defendant.

The AOC disclaims and makes no warranty, express or implied, nor assumes any legal liability or responsibility, for the validity, accuracy, correctness, or completeness of any information that is available and/or obtained through this listing. The recipient is solely responsible for verifying the accuracy of the information received from the official owner of the UOR Codes, the KSP. Furthermore, the AOC shall not be liable to the recipient, the recipient's heirs and assigns, next of kin or to any third party, for any and all claims, demands, losses or damages arising from the usage of this list and/or information contained therein.

**ADMINISTRATIVE OFFICE OF THE COURTS
Research and Statistics**

Supplemental List of Excluded Offenses

AOC Offense Group	Level	Long UOR	Description	Charge Level and class	
Added	Misdemeanor	0026600	*OBS* NON-PAYMENT OF FINES	Misdemeanor A	
		0602890	VIOLATION OF COURT ORDER	Misdemeanor A	
	Other	0011500	FAILURE TO APPEAR, CITATION FOR MISDEMEANOR	Other	
		0026010	MOTION FOR NEW TRIAL	Other	
		0026070	MOTION TO VACATE SENTENCE, SET ASIDE OR CORRECT SE	Other	
		0026080	RELIEF FROM JUDGEMENT OR ORDER/MISTAKE/INADVERTENC	Other	
		0026110	PAYMENT OF FEE BY RELEASED PERSONS (PROBATION, PAR	Other	
		0026480	CONTEMPT OF COURT	Other	
		0026590	PAROLE VIOLATION (FOR MISDEMEANOR OFFENSE)	Other	
		0026650	PAROLE VIOLATION (FOR TECHNICAL VIOLATION)	Other	
		0026680	PROBATION VIOLATION (FOR FELONY OFFENSE)	Other	
		0026800	PROBATION VIOLATION (FOR MISDEMEANOR OFFENSE)	Other	
		0026910	PROBATION VIOLATION (FOR TECHNICAL VIOLATION)	Other	
		0026930	CONTEMPT OF COURT BY WITNESS,JUROR OFFICER	Other	
		0930000	PAROLE VIOLATION	Other	
	0930010	PAROLE PRIVILEGES FOR MISDEMEANANTS-JUDGE DUTIES	Other		
	Violation	0026610	*OBS* DUI, ASSESSMENT OF FINES RESPONSE TO NONPAYMENT	Violation	
	Other	Felony	0492010	BAIL JUMPING - 1ST DEGREE	Felony D
		Misdemeanor	0011510	*OBS* VIOLATION OF CONDITION OF RELEASE	Misdemeanor A
			0011520	VIOLATION OF CONDITIONS OF RELEASE	Misdemeanor A
0026050			BAIL JUMPING-2ND DEGREE	Misdemeanor A	
Local Ordinance		9017190	*OBS* VIOLATION OF PROBATION	Local Ordinance	
		9026480	*OBS* CONTEMPT OF COURT	Local Ordinance	
		9093390	*OBS* CONTEMPT OF MILITARY COURT	Local Ordinance	
		9096860	*OBS* PAROLE PERSONS IN WORK HOUSE	Local Ordinance	
		9096870	*OBS* PAROLE PREV FOR MISDEMEANANTS	Local Ordinance	
		9096930	*OBS* ADMINISTRATION OF PROBATION	Local Ordinance	
		9096940	*OBS* PAROLE BOARD-MEMBERS QUALIFICATI	Local Ordinance	
		9096970	*OBS* PAROLE OF PERSONS CONFINED	Local Ordinance	
		9096990	*OBS* EFFECT OF PAROLE TIME ON SENTENC	Local Ordinance	
		9097000	*OBS* PAROLED PRISONER SUBJECT TO BOAR	Local Ordinance	
		9097010	*OBS* PAROLED PRISONER UNDER SUPERVISI	Local Ordinance	
		9097020	*OBS* RECOMMITMENT OF PAROLEE	Local Ordinance	

The view is broken down by AOC Offense Group, Level, Long UOR, Description and Charge Level and class.

REPORT

Statewide Statistics

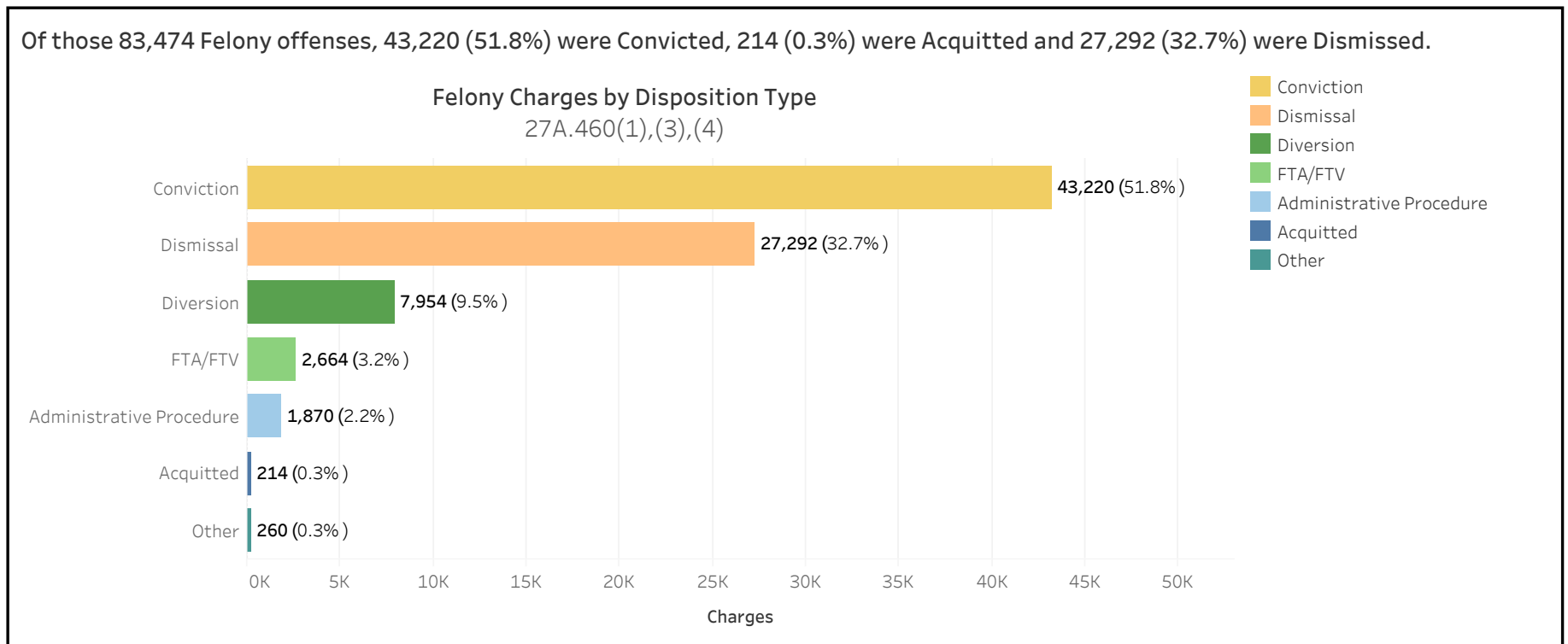


ADMINISTRATIVE OFFICE OF THE COURTS
Research and Statistics
 Annual Report FY 2023
 Circuit Court - Felony Criminal Cases
STATEWIDE

There were 83,474 Felony level charges and 4,546 Non-Felony level charges disposed within 44,350 Circuit Criminal cases during the Fiscal Year. Non-Felony charges include Misdemeanor, Violation, Local Ordinance or Other charges within those cases.

	Charges	Cases
Felony	83,474	44,350
Felony amended to Non-Felony	4,546	

Of those 83,474 Felony offenses, 43,220 (51.8%) were Convicted, 214 (0.3%) were Acquitted and 27,292 (32.7%) were Dismissed.



27A.460(1) Conviction Percentages
 27A.460(3) Percentage of Acquittals
 27A.460(4) Percentage of Dismissals

* A case may consist of one or multiple convicted charges, the distinct count on cases counts the case only once.
 * Other Disposition types include: Denied, Extradition, Grand Jury, Granted, Merged, Mistrial, Grand Jury, Other, Remanded, and Sealed Records.



ADMINISTRATIVE OFFICE OF THE COURTS
Research and Statistics
 Annual Report FY 2023
 Circuit Court - Felony Criminal Cases
STATEWIDE

Charges Convicted by Highest Penalty Type	FELONY			MISDEMEANOR			VIOLATION			LOCAL ORDINANCE			OTHER			Grand Total		
	Charges	% of		Charges	% of		Charges	% of		Charges	% of		Charges	% of		Charges	% of	
		Cases	Charges		Cases	Charges		Cases	Cases		Charges	Cases		Cases	Charges		Cases	Cases
Incarcerated Prison	17,049	40.2%	8,969	162	0.6%	144	5	0.2%	4	11	15.7%	11				17,227	24.1%	9,028
Incarcerated Jail	5,318	12.5%	3,987	10,064	38.0%	5,872	37	1.5%	36	34	48.6%	29	1	33.3%	1	15,454	21.7%	8,230
Alternative: Home Incarceration	36	0.1%	34	24	0.1%	21										60	0.1%	55
Alternative: Probation	10,818	25.5%	7,577	7,417	28.0%	4,275	28	1.2%	24	1	1.4%	1				18,264	25.6%	8,995
Alternative: Cond. Discharged	723	1.7%	370	2,428	9.2%	1,514	10	0.4%	10	1	1.4%	1				3,162	4.4%	1,735
Alternative Sentence	3,839	9.1%	3,158	1,987	7.5%	1,420	247	10.2%	171	11	15.7%	11				6,084	8.5%	4,083
Pay Fine	55	0.1%	55	410	1.5%	358	1,113	45.9%	716	3	4.3%	3	1	33.3%	1	1,582	2.2%	1,063
Pay Court Cost	932	2.2%	932	220	0.8%	220	23	0.9%	22							1,175	1.6%	1,170
Other Penalty	2,663	6.3%	1,880	3,336	12.6%	1,973	864	35.6%	471	7	10.0%	6	1	33.3%	1	6,871	9.6%	3,522
No Sentence	949	2.2%	698	439	1.7%	306	97	4.0%	60	2	2.9%	2				1,487	2.1%	919
Grand Total	42,382	100.0%	26,190	26,487	100.0%	15,043	2,424	100.0%	1,478	70	100.0%	63	3	100.0%	3	71,366	100.0%	30,673

27A.460 (2) Percentages of fines, imprisonment, or other penalty assessment

Plea Type		GUILTY	NOT GUILTY	UNKNOWN PLEA TYPE	Grand Total
Felony Charges	Original Plea	4,940 (5.9%)	33,235 (39.8%)	45,299 (54.3%)	83,474 (100.0%)
	Final Plea	33,832 (40.5%)	4,416 (5.3%)	45,226 (54.2%)	83,474 (100.0%)
Felony Amended Down to Non-Felony	Original Plea	11 (0.2%)	1,136 (25.0%)	3,399 (74.8%)	4,546 (100.0%)
	Final Plea	246 (5.4%)	901 (19.8%)	3,399 (74.8%)	4,546 (100.0%)

27A.460(5) Percentage of pleas as charges
 27A.460(6) Percentage of pleas to reduce charges

* A case may consist of one or multiple convicted charges, the distinct count on cases counts the case only once.

* Convicted charges, percent of charges and the distinct count of cases are sorted by the highest sentence penalty for each of the convicted charges (Guilty, Guilty - Multiple Counts, Pre-Payable Citation - Paid or Guilty - Sealed Sentence, Enhanced).



ADMINISTRATIVE OFFICE OF THE COURTS
Research and Statistics
 Annual Report FY 2023
 Circuit Court - Felony Criminal Cases
STATEWIDE

Cases can have multiple charges which are heard either by a Court Trial, Jury Trial, No Trial, or by a combination of trial types. Cases are categorized by how all the charges within the case were disposed. If all charges were disposed by the same trial type, it is counted in the separate category, otherwise, it is counted within the Mixed Trial category. If a charge had no trial type entered or it had No Trial, then it is counted in the No Trial category.

Cases by Trial Type
 27A.460(7), (8), (9), (10)

	Court Trial	Jury Trial	Mixed Trial	No Trial	Grand Total
Felony Amended to Non-Felony		11 0.31%	168 4.75%	3,360 94.94%	3,539 100.00%
Felony Convictions	3 0.01%	89 0.33%	1,812 6.77%	24,846 92.88%	26,750 100.00%
Felony Cases	10 0.02%	164 0.39%	2,063 4.85%	40,336 94.75%	42,573 100.00%

27A.460(7) Percentage of disposition to guilty as charged by trial
 27A.460(8) Percentage of those found guilty of lesser charge by trial
 27A.460(9) Percentage of cases where jury trial taken
 27A.460(10) Percentage of trials which are bench (court) trials

Shock Probation by Disposition Type
 27A.440(3)(b)

	Denied	Granted	Vacated	Withdrawn	Other	Grand Total
0026090 SHOCK PROBATION IN FELONY CONVICTIONS	4,499 (64.2%)	2,279 (32.5%)	47 (0.7%)	77 (1.1%)	60 (0.9%)	6,962 (99.3%)
0026100 SHOCK PROBATION IN MISDEMEANOR CONVICTIONS	20 (0.3%)	9 (0.1%)		1 (0.0%)	3 (0.0%)	33 (0.5%)
9096890 SHOCK PROBATION	17 (0.2%)	1 (0.0%)				18 (0.3%)
Grand Total	4,536 (64.7%)	2,289 (32.6%)	47 (0.7%)	78 (1.1%)	63 (0.9%)	7,013 (100.0%)

27A.440(3)(b) Extracted data on shock probation shall be placed in the annual report of the Administrative Office of the Courts

* A case may consist of one or multiple convicted charges, the distinct count of cases counts the case only once.
 * Other Disposition types include: Denied, Extradition, Grand Jury, Granted, Merged, Mistrial, Grand Jury, Other, Remanded, and Sealed Records.
 * See methodology notes for information on any cases or charges that may be excluded.
 * Page 3 of the statewide portion of the FY2023 AOC Annual report was reran on 9/24/24 for corrective purposes, corresponding county-level pages were not rerun. Due to changes in temporary dispositions from the time of the original report, the total counts of cases on this page may differ from county-level totals.



ADMINISTRATIVE OFFICE OF THE COURTS
Research and Statistics
 Annual Report FY 2023
 Circuit Court - Felony Criminal Cases
STATEWIDE

Youthful Offenders

There were 294 Felony level charges and 7 Non-Felony level charges disposed within 89 Circuit Criminal cases during the fiscal year. Non-Felony charges include Misdemeanor, Violation, Local Ordinance, or Other charges within those cases.

27A.460(11)

	Charges	Cases
Felony	294	89
Felony Amended to Non-Felony	7	0

27A.460 (11) The number of juvenile offenders tried as an adult.

Of the 294 Felony level charges disposed within the Youthful Offender cases, 159 (54.1%) charges were convicted.

Felony Charges by Disposition Type

	Conviction	Dismissal	Diversion	FTA/FTV	Other	Grand Total
Charges	159	84	37	8	6	294

Note: A youth charged prior to their 18th birthday, proceeded against as a youthful offender under KRS 635.020(7) may not be included in the above.

KRS 635.020(7) If a person who is eighteen (18) or older is charged with a felony that occurred prior to their eighteenth birthday, the court shall, upon motion of the county attorney made prior to adjudication and in consultation with the Commonwealth's Attorney, the case may proceed in accordance with the provisions of KRS 640.010.

* A case may consist of one or multiple convicted charges, the distinct count on cases counts the case only once.

* Other disposition types include: Denied, Extradition, Grand Jury, Granted, Merged, Mistrial, Grand Jury, Other, Remanded, and Sealed Records.

REPORT

Statistics by County

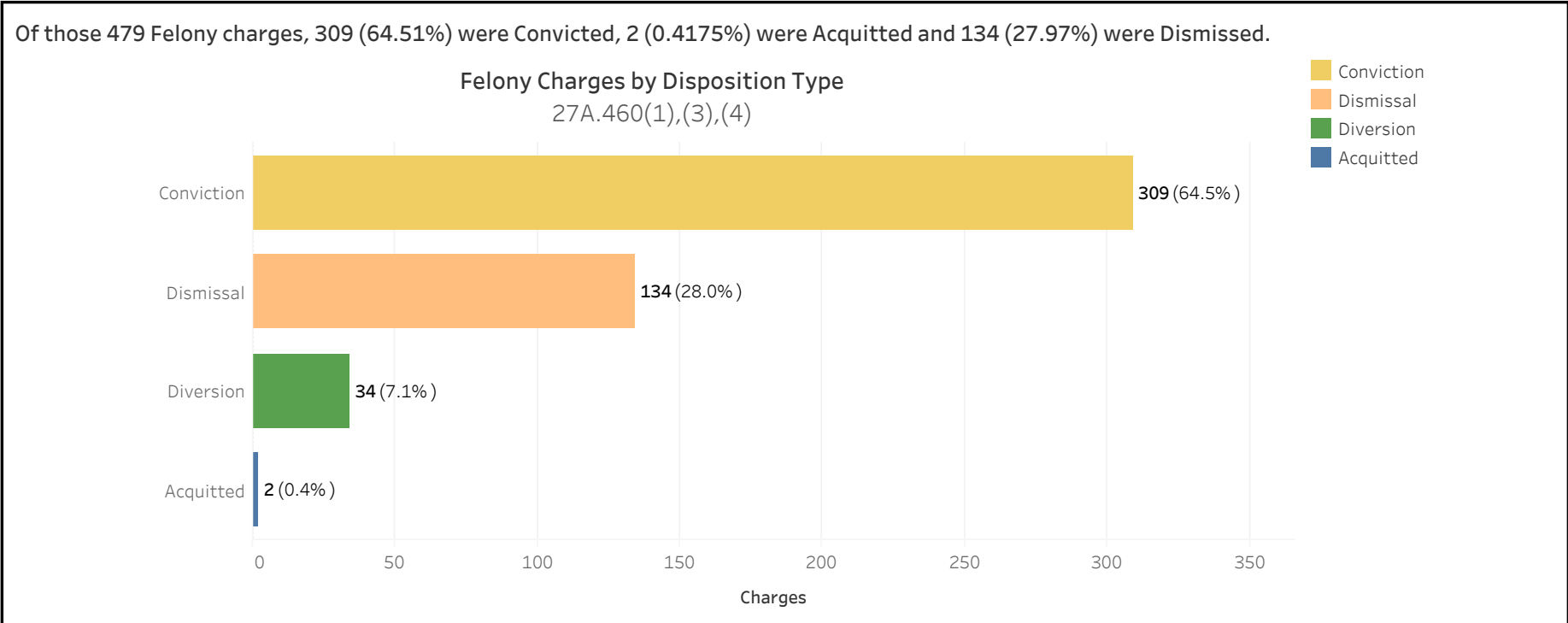


ADMINISTRATIVE OFFICE OF THE COURTS
Research and Statistics
 Annual Report FY 2023
 Circuit Court - Felony Criminal Cases

ADAIR COUNTY

There were 479 Felony level charges and 9 Non-Felony level charges disposed within 252 Circuit Criminal cases during the Fiscal Year. Non-Felony charges include Misdemeanor, Violation, Local Ordinance or Other charges within those cases.

		Charges	Cases
ADAIR	Felony	479	244
	Felony amended to Non-Felony	9	



27A.460(1) Conviction Percentages
 27A.460(3) Percentage of Acquittals
 27A.460(4) Percentage of Dismissals

* A case may consist of one or multiple convicted charges, the distinct count on cases counts the case only once.
 * Other Disposition types include: Denied, Extradition, Grand Jury, Granted, Merged, Mistrial, Grand Jury, Other, Remanded, and Sealed Records.



ADMINISTRATIVE OFFICE OF THE COURTS
Research and Statistics
 Annual Report FY 2023
 Circuit Court - Felony Criminal Cases

ADAIR COUNTY

Felony Charges Convicted by Highest Penalty Type

Penalty Type	FELONY			MISDEMEANOR			VIOLATION			Grand Total		
	Charges	% of Chgs	Cases	Charges	% of Chgs	Cases	Charges	% of Chgs	Cases	Charges	% of Chgs	Cases
Incarcerated Prison	211	69.9%	106							211	36.0%	106
Incarcerated Jail	17	5.6%	13	127	56.7%	68				144	24.6%	73
Alternative: Home Incarcerati..				1	0.4%	1				1	0.2%	1
Alternative: Probation	67	22.2%	53	89	39.7%	46				156	26.6%	67
Alternative: Cond. Discharged	2	0.7%	1							2	0.3%	1
Alternative Sentence	4	1.3%	4							4	0.7%	4
Pay Fine				6	2.7%	4	2	3.3%	2	8	1.4%	6
Pay Court Cost	1	0.3%	1	1	0.4%	1				2	0.3%	2
Other Penalty							58	96.7%	28	58	9.9%	28
Grand Total	302	100.0%	176	224	100.0%	118	60	100.0%	30	586	100.0%	192

27A.460(2) Percentages of fines, imprisonment, or other penalty assessment

Original & Final Plea Type

		GUILTY	NOT GUILTY	UNKNOWN PLEA TYPE	Grand Total
Felony Charges	Original Plea	43 (9.0%)	394 (82.3%)	42 (8.8%)	479 (100.0%)
	Final Plea	304 (63.5%)	133 (27.8%)	42 (8.8%)	479 (100.0%)
Felony amended to Non-Felony	Original Plea		8 (88.9%)	1 (11.1%)	9 (100.0%)
	Final Plea		8 (88.9%)	1 (11.1%)	9 (100.0%)

27A.460(5) Percentage of pleas as charges

27A.460(6) Percentage of pleas to reduce charges

* A case may consist of one or multiple convicted charges, the distinct count on cases counts the case only once.

* Convicted charges, percent of charges and the distinct count of cases are sorted by the highest sentence penalty for each of the convicted charges (Guilty, Guilty - Multiple Counts, Prepayable Citation - Paid or Guilty - Sealed Sentence, Enhanced).



ADMINISTRATIVE OFFICE OF THE COURTS
Research and Statistics
 Annual Report FY 2023
 Circuit Court - Felony Criminal Cases

ADAIR COUNTY

Cases can have multiple charges which are heard either by a Court Trial, Jury Trial, No Trial or by a combination of trial types. Cases are categorized by how all the charges within the case were disposed. If all charges were disposed by the same trial type, it is counted in the separate category, otherwise, it is counted within the Mixed Trial category. If a charge had no trial type entered or it had No Trial, then it is counted in the No Trial category.

Cases by Trial Type
 27A.460(7), (8), (9), (10)

	Jury Trial	Mixed Trial	No Trial	Grand Total
Felony Amended to Non-Felony		1 12.50%	7 87.50%	8 100.00%
Felony Charges	2 0.82%	7 2.87%	235 96.31%	244 100.00%
Felony Convictions	1 0.57%	4 2.27%	171 97.16%	176 100.00%

- 27A.460(7) Percentage of disposition to guilty as charged by trial
- 27A.460(8) Percentage of those found guilty of lesser charge by trial
- 27A.460(9) Percentage of cases where jury trial taken
- 27A.460(10) Percentage of trials which are bench (court) trials

Shock Probation by Disposition Type
 27A.440(3)(b)

	Denied	Grand Total
0026090 SHOCK PROBATION IN FELONY CONVICTIONS	46 100.00%	46 100.00%

27A.440(3)(b) Extracted data on shock probation shall be placed in the annual report of the Administrative Office of the Courts

* A case may consist of one or multiple convicted charges, the distinct count on cases counts the case only once.
 * Other Disposition types include: Denied, Extradition, Grand Jury, Granted, Merged, Mistrial, Grand Jury, Other, Remanded, and Sealed Records.



ADMINISTRATIVE OFFICE OF THE COURTS
Research and Statistics
Annual Report FY 2023
Circuit Court - Felony Criminal Cases
ADAIR COUNTY

Youthful Offenders

There were 1 Felony level charges and 0 Non-Felony level charges disposed within 1 Circuit Criminal cases during the fiscal year. Non-Felony charges include Misdemeanor, Violation, Local Ordinance, or Other charges within those cases.

27A.460(11)

	Charges	Cases
Felony	1	1
Felony Amended to Non-Felony	0	0

27A.460(11) The number of juvenile offenders tried as an adult

Of the 1 Felony level charges disposed within the Youthful Offender cases, 1 (100.0%) charges were convicted.

Youthful Offender

	Conviction	Grand Total
Felony Charges by Disposition Type	1	1

Note: A youth charged prior to their 18th birthday, proceeded against as a youthful offender under KRS 635.020(7) may not be included in the above.

KRS 635.020(7) If a person who is eighteen (18) or older is charged with a felony that occurred prior to their eighteenth birthday, the court shall, upon motion of the county attorney made prior to adjudication and consultation with the Commonwealth's Attorney, the case may proceed in accordance with the provisions of KRS 640.010.

* A case may consist of one or multiple convicted charges, the distinct count on cases counts the case only once.

* Other disposition types include: Denied, Extradition, Grand Jury, Granted, Merged, Mistrial, Grand Jury, Other, Remanded, and Sealed Records.

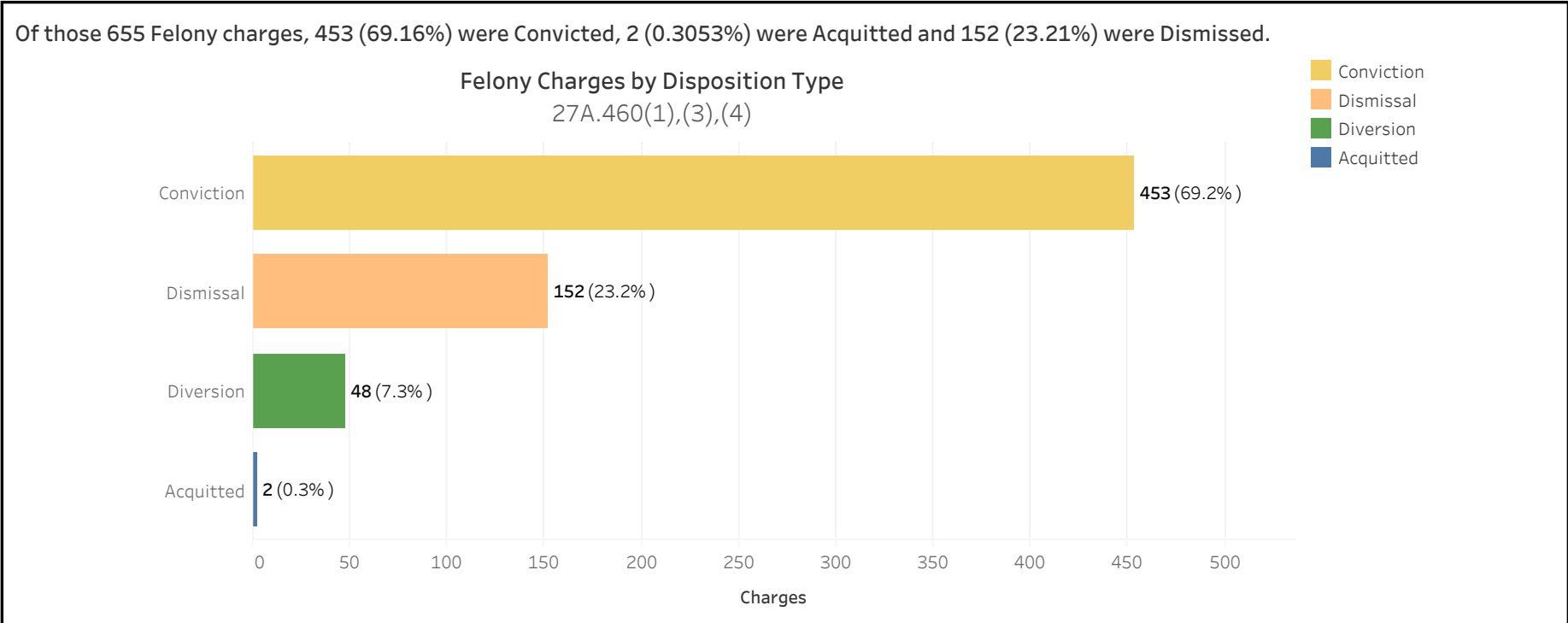


ADMINISTRATIVE OFFICE OF THE COURTS
Research and Statistics
 Annual Report FY 2023
 Circuit Court - Felony Criminal Cases

ALLEN COUNTY

There were 655 Felony level charges and 31 Non-Felony level charges disposed within 381 Circuit Criminal cases during the Fiscal Year. Non-Felony charges include Misdemeanor, Violation, Local Ordinance or Other charges within those cases.

		Charges	Cases
ALLEN	Felony	655	362
	Felony amended to Non-Felony	31	



27A.460(1) Conviction Percentages
 27A.460(3) Percentage of Acquittals
 27A.460(4) Percentage of Dismissals

* A case may consist of one or multiple convicted charges, the distinct count on cases counts the case only once.
 * Other Disposition types include: Denied, Extradition, Grand Jury, Granted, Merged, Mistrial, Grand Jury, Other, Remanded, and Sealed Records.



ADMINISTRATIVE OFFICE OF THE COURTS
Research and Statistics
 Annual Report FY 2023
 Circuit Court - Felony Criminal Cases

ALLEN COUNTY

Felony Charges Convicted by Highest Penalty Type

Penalty Type	FELONY			MISDEMEANOR			VIOLATION			Grand Total		
	Charges	% of Chgs	Cases	Charges	% of Chgs	Cases	Charges	% of Chgs	Cases	Charges	% of Chgs	Cases
Incarcerated Prison	104	24.6%	39	1	0.3%	1				105	13.1%	40
Incarcerated Jail	10	2.4%	10	43	13.2%	24				53	6.6%	28
Alternative: Probation	240	56.9%	180	212	65.2%	112				452	56.4%	184
Alternative: Cond. Discharged	5	1.2%	4	29	8.9%	16	1	1.8%	1	35	4.4%	18
Alternative Sentence				3	0.9%	3	19	34.5%	9	22	2.7%	11
Other Penalty				6	1.8%	4	28	50.9%	13	34	4.2%	15
No Sentence	63	14.9%	31	31	9.5%	17	7	12.7%	3	101	12.6%	33
Grand Total	422	100.0%	261	325	100.0%	172	55	100.0%	26	802	100.0%	284

27A.460(2) Percentages of fines, imprisonment, or other penalty assessment

Original & Final Plea Type

		UNKNOWN PLEA TYPE	Grand Total
Felony Charges	Original Plea	655 (100.0%)	655 (100.0%)
	Final Plea	655 (100.0%)	655 (100.0%)
Felony amended to Non-Felony	Original Plea	31 (100.0%)	31 (100.0%)
	Final Plea	31 (100.0%)	31 (100.0%)

27A.460(5) Percentage of pleas as charges

27A.460(6) Percentage of pleas to reduce charges

* A case may consist of one or multiple convicted charges, the distinct count on cases counts the case only once.

* Convicted charges, percent of charges and the distinct count of cases are sorted by the highest sentence penalty for each of the convicted charges (Guilty, Guilty - Multiple Counts, Prepayable Citation - Paid or Guilty - Sealed Sentence, Enhanced).



ADMINISTRATIVE OFFICE OF THE COURTS
Research and Statistics
 Annual Report FY 2023
 Circuit Court - Felony Criminal Cases

ALLEN COUNTY

Cases can have multiple charges which are heard either by a Court Trial, Jury Trial, No Trial or by a combination of trial types. Cases are categorized by how all the charges within the case were disposed. If all charges were disposed by the same trial type, it is counted in the separate category, otherwise, it is counted within the Mixed Trial category. If a charge had no trial type entered or it had No Trial, then it is counted in the No Trial category.

Cases by Trial Type
 27A.460(7), (8), (9), (10)

	Mixed Trial	No Trial	Grand Total
Felony Amended to Non-Felony		19	19
		100.00%	100.00%
Felony Charges	2	360	362
	0.55%	99.45%	100.00%
Felony Convictions	1	262	263
	0.38%	99.62%	100.00%

- 27A.460(7) Percentage of disposition to guilty as charged by trial
- 27A.460(8) Percentage of those found guilty of lesser charge by trial
- 27A.460(9) Percentage of cases where jury trial taken
- 27A.460(10) Percentage of trials which are bench (court) trials

Shock Probation by Disposition Type
 27A.440(3)(b)

	Denied	Granted	Grand Total
0026090 SHOCK PROBATION IN FELONY CONVICTIONS	1	30	31
	3.23%	96.77%	100.00%

27A.440(3)(b) Extracted data on shock probation shall be placed in the annual report of the Administrative Office of the Courts

* A case may consist of one or multiple convicted charges, the distinct count on cases counts the case only once.
 * Other Disposition types include: Denied, Extradition, Grand Jury, Granted, Merged, Mistrial, Grand Jury, Other, Remanded, and Sealed Records.



ADMINISTRATIVE OFFICE OF THE COURTS
Research and Statistics
 Annual Report FY 2023
 Circuit Court - Felony Criminal Cases
ALLEN COUNTY

Youthful Offenders

There were 0 Felony level charges and 0 Non-Felony level charges disposed within 0 Circuit Criminal cases during the fiscal year. Non-Felony charges include Misdemeanor, Violation, Local Ordinance, or Other charges within those cases.

27A.460(11)

	Charges	Cases
Felony		
Felony Amended to Non-Felony		

27A.460(11) The number of juvenile offenders tried as an adult

Of the 0 Felony level charges disposed within the Youthful Offender cases, 0 (None%) charges were convicted.

Youthful Offender

		Grand Total
Felony Charges by Disposition Type	0	0

Note: A youth charged prior to their 18th birthday, proceeded against as a youthful offender under KRS 635.020(7) may not be included in the above.

KRS 635.020(7) If a person who is eighteen (18) or older is charged with a felony that occurred prior to their eighteenth birthday, the court shall, upon motion of the county attorney made prior to adjudication and consultation with the Commonwealth's Attorney, the case may proceed in accordance with the provisions of KRS 640.010.

* A case may consist of one or multiple convicted charges, the distinct count on cases counts the case only once.

* Other disposition types include: Denied, Extradition, Grand Jury, Granted, Merged, Mistrial, Grand Jury, Other, Remanded, and Sealed Records.

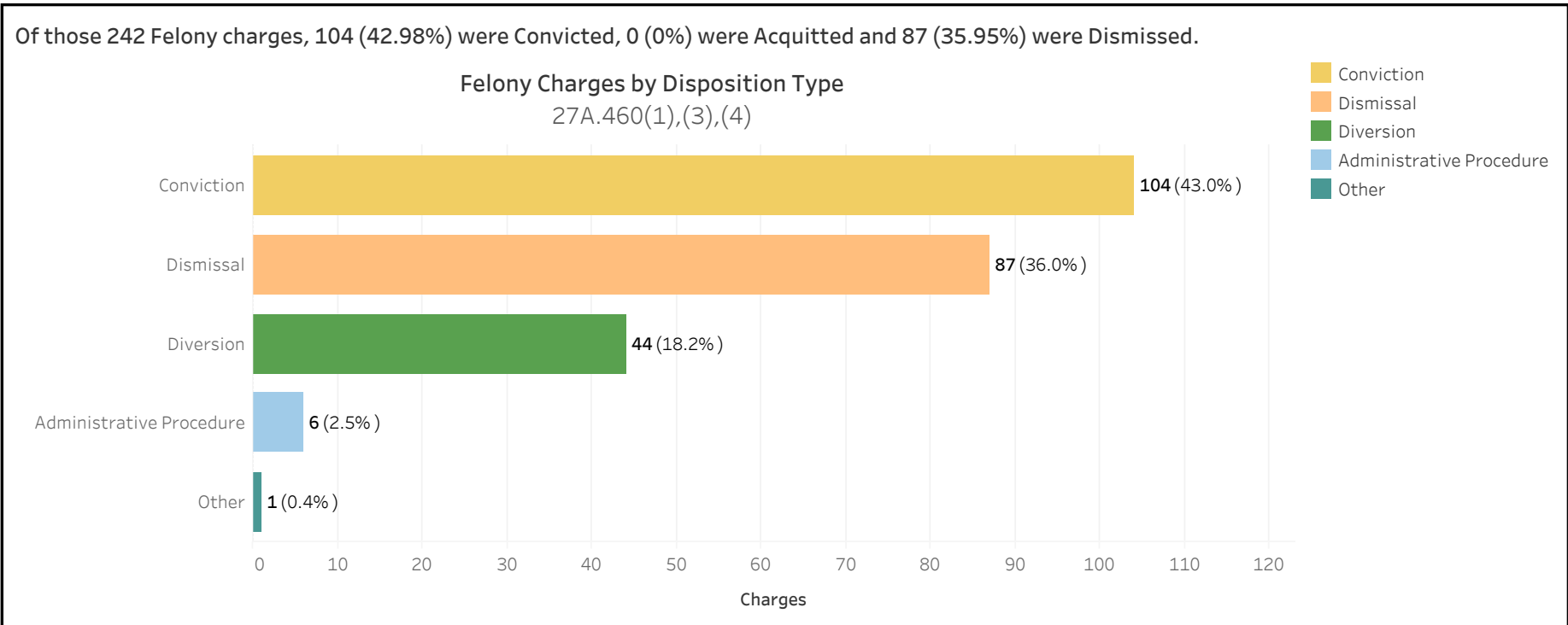


ADMINISTRATIVE OFFICE OF THE COURTS
Research and Statistics
 Annual Report FY 2023
 Circuit Court - Felony Criminal Cases

ANDERSON COUNTY

There were 242 Felony level charges and 24 Non-Felony level charges disposed within 164 Circuit Criminal cases during the Fiscal Year. Non-Felony charges include Misdemeanor, Violation, Local Ordinance or Other charges within those cases.

		Charges	Cases
ANDERSON	Felony	242	147
	Felony amended to Non-Felony	24	



27A.460(1) Conviction Percentages
 27A.460(3) Percentage of Acquittals
 27A.460(4) Percentage of Dismissals

* A case may consist of one or multiple convicted charges, the distinct count on cases counts the case only once.
 * Other Disposition types include: Denied, Extradition, Grand Jury, Granted, Merged, Mistrial, Grand Jury, Other, Remanded, and Sealed Records.



ADMINISTRATIVE OFFICE OF THE COURTS
Research and Statistics
 Annual Report FY 2023
 Circuit Court - Felony Criminal Cases

ANDERSON COUNTY

Felony Charges Convicted by Highest Penalty Type

Penalty Type	FELONY			MISDEMEANOR			VIOLATION			Grand Total		
	Charges	% of Chgs	Cases	Charges	% of Chgs	Cases	Charges	% of Chgs	Cases	Charges	% of Chgs	Cases
Incarcerated Prison	14	13.5%	10							14	5.4%	10
Incarcerated Jail	7	6.7%	7	20	13.8%	13				27	10.4%	16
Alternative: Cond. Discharged	3	2.9%	3	56	38.6%	32				59	22.8%	33
Alternative Sentence	44	42.3%	44	5	3.4%	5				49	18.9%	47
Pay Fine				4	2.8%	4	6	60.0%	5	10	3.9%	7
Pay Court Cost				2	1.4%	2				2	0.8%	2
Other Penalty	36	34.6%	13	57	39.3%	29	4	40.0%	2	97	37.5%	34
No Sentence				1	0.7%	1				1	0.4%	1
Grand Total	104	100.0%	63	145	100.0%	70	10	100.0%	7	259	100.0%	94

27A.460(2) Percentages of fines, imprisonment, or other penalty assessment

Original & Final Plea Type

		GUILTY	NOT GUILTY	UNKNOWN PLEA TYPE	Grand Total
Felony Charges	Original Plea	27 (11.2%)	120 (49.6%)	95 (39.3%)	242 (100.0%)
	Final Plea	143 (59.1%)	4 (1.7%)	95 (39.3%)	242 (100.0%)
Felony amended to Non-Felony	Original Plea		24 (100.0%)		24 (100.0%)
	Final Plea		24 (100.0%)		24 (100.0%)

27A.460(5) Percentage of pleas as charges

27A.460(6) Percentage of pleas to reduce charges

* A case may consist of one or multiple convicted charges, the distinct count on cases counts the case only once.

* Convicted charges, percent of charges and the distinct count of cases are sorted by the highest sentence penalty for each of the convicted charges (Guilty, Guilty - Multiple Counts, Prepayable Citation - Paid or Guilty - Sealed Sentence, Enhanced).



ADMINISTRATIVE OFFICE OF THE COURTS
Research and Statistics
 Annual Report FY 2023
 Circuit Court - Felony Criminal Cases

ANDERSON COUNTY

Cases can have multiple charges which are heard either by a Court Trial, Jury Trial, No Trial or by a combination of trial types. Cases are categorized by how all the charges within the case were disposed. If all charges were disposed by the same trial type, it is counted in the separate category, otherwise, it is counted within the Mixed Trial category. If a charge had no trial type entered or it had No Trial, then it is counted in the No Trial category.

Cases by Trial Type
 27A.460(7), (8), (9), (10)

	Mixed Trial	No Trial	Grand Total
Felony Amended to Non-Felony		17	17
		100.00%	100.00%
Felony Charges	7	140	147
	4.76%	95.24%	100.00%
Felony Convictions	4	59	63
	6.35%	93.65%	100.00%

- 27A.460(7) Percentage of disposition to guilty as charged by trial
- 27A.460(8) Percentage of those found guilty of lesser charge by trial
- 27A.460(9) Percentage of cases where jury trial taken
- 27A.460(10) Percentage of trials which are bench (court) trials

Shock Probation by Disposition Type
 27A.440(3)(b)

	Denied	Granted	Other	Grand Total
0026090 SHOCK PROBATION IN FELONY CONVICTIONS	35	2	1	38
	92.11%	5.26%	2.63%	100.00%

27A.440(3)(b) Extracted data on shock probation shall be placed in the annual report of the Administrative Office of the Courts

* A case may consist of one or multiple convicted charges, the distinct count on cases counts the case only once.
 * Other Disposition types include: Denied, Extradition, Grand Jury, Granted, Merged, Mistrial, Grand Jury, Other, Remanded, and Sealed Records.



ADMINISTRATIVE OFFICE OF THE COURTS
Research and Statistics
Annual Report FY 2023
Circuit Court - Felony Criminal Cases
ANDERSON COUNTY

Youthful Offenders

There were 1 Felony level charges and 0 Non-Felony level charges disposed within 1 Circuit Criminal cases during the fiscal year. Non-Felony charges include Misdemeanor, Violation, Local Ordinance, or Other charges within those cases.

27A.460(11)

	Charges	Cases
Felony	1	1
Felony Amended to Non-Felony	0	0

27A.460(11) The number of juvenile offenders tried as an adult

Of the 1 Felony level charges disposed within the Youthful Offender cases, 0 (0%) charges were convicted.

Youthful Offender

	Dismissal	Grand Total
Felony Charges by Disposition Type	1	1

Note: A youth charged prior to their 18th birthday, proceeded against as a youthful offender under KRS 635.020(7) may not be included in the above.

KRS 635.020(7) If a person who is eighteen (18) or older is charged with a felony that occurred prior to their eighteenth birthday, the court shall, upon motion of the county attorney made prior to adjudication and consultation with the Commonwealth's Attorney, the case may proceed in accordance with the provisions of KRS 640.010.

* A case may consist of one or multiple convicted charges, the distinct count on cases counts the case only once.

* Other disposition types include: Denied, Extradition, Grand Jury, Granted, Merged, Mistrial, Grand Jury, Other, Remanded, and Sealed Records.

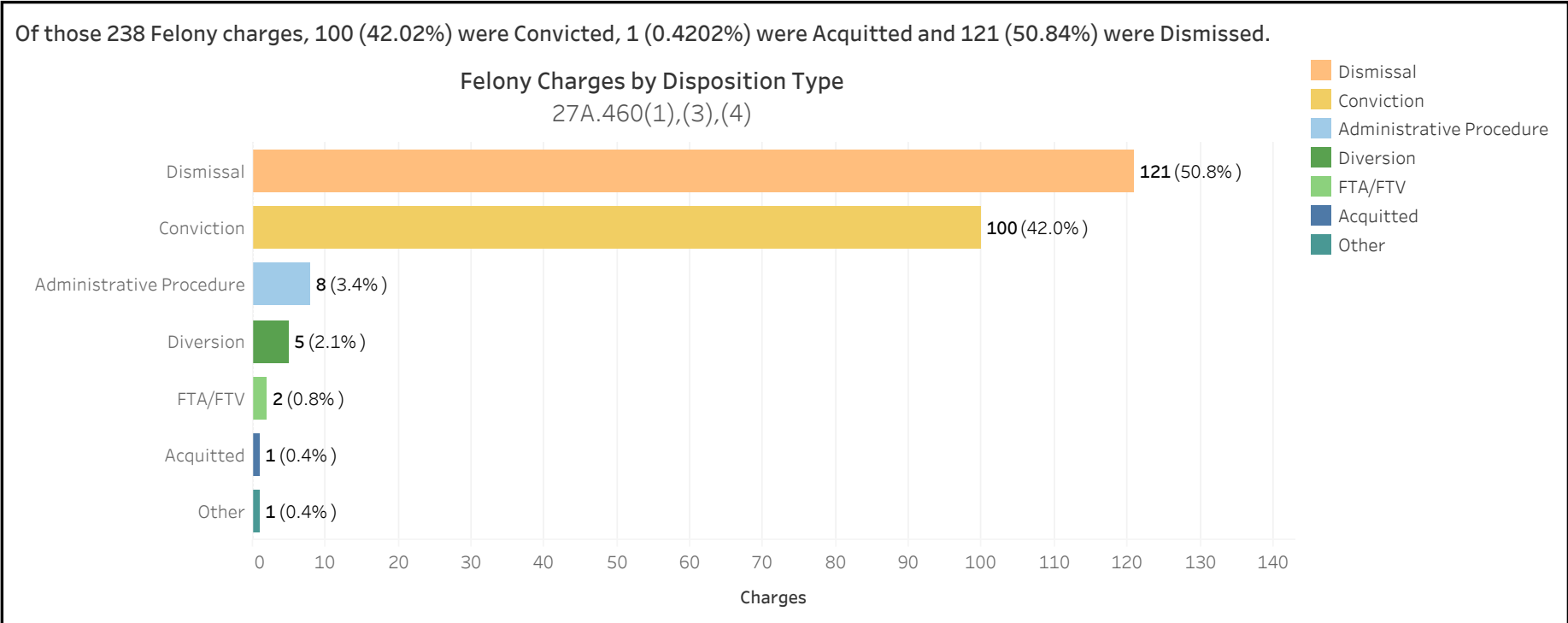


ADMINISTRATIVE OFFICE OF THE COURTS
Research and Statistics
 Annual Report FY 2023
 Circuit Court - Felony Criminal Cases

BALLARD COUNTY

There were 238 Felony level charges and 25 Non-Felony level charges disposed within 156 Circuit Criminal cases during the Fiscal Year. Non-Felony charges include Misdemeanor, Violation, Local Ordinance or Other charges within those cases.

		Charges	Cases
BALLARD	Felony	238	136
	Felony amended to Non-Felony	25	



27A.460(1) Conviction Percentages
 27A.460(3) Percentage of Acquittals
 27A.460(4) Percentage of Dismissals

* A case may consist of one or multiple convicted charges, the distinct count on cases counts the case only once.
 * Other Disposition types include: Denied, Extradition, Grand Jury, Granted, Merged, Mistrial, Grand Jury, Other, Remanded, and Sealed Records.



ADMINISTRATIVE OFFICE OF THE COURTS
Research and Statistics
 Annual Report FY 2023
 Circuit Court - Felony Criminal Cases

BALLARD COUNTY

Felony Charges Convicted by Highest Penalty Type

Penalty Type	FELONY			MISDEMEANOR			VIOLATION			Grand Total		
	Charges	% of Chgs	Cases	Charges	% of Chgs	Cases	Charges	% of Chgs	Cases	Charges	% of Chgs	Cases
Incarcerated Prison	43	43.0%	34							43	15.6%	34
Incarcerated Jail	9	9.0%	9	51	43.2%	29				60	21.8%	32
Alternative Sentence	48	48.0%	40	54	45.8%	32				102	37.1%	46
Pay Fine				7	5.9%	7	56	98.2%	28	63	22.9%	29
Pay Court Cost							1	1.8%	1	1	0.4%	1
Other Penalty				6	5.1%	4				6	2.2%	4
Grand Total	100	100.0%	82	118	100.0%	60	57	100.0%	29	275	100.0%	90

27A.460(2) Percentages of fines, imprisonment, or other penalty assessment

Original & Final Plea Type

		NOT GUILTY	UNKNOWN PLEA TYPE	Grand Total
Felony Charges	Original Plea	3 (1.3%)	235 (98.7%)	238 (100.0%)
	Final Plea	3 (1.3%)	235 (98.7%)	238 (100.0%)
Felony amended to Non-Felony	Original Plea		25 (100.0%)	25 (100.0%)
	Final Plea		25 (100.0%)	25 (100.0%)

27A.460(5) Percentage of pleas as charges

27A.460(6) Percentage of pleas to reduce charges

* A case may consist of one or multiple convicted charges, the distinct count on cases counts the case only once.

* Convicted charges, percent of charges and the distinct count of cases are sorted by the highest sentence penalty for each of the convicted charges (Guilty, Guilty - Multiple Counts, Prepayable Citation - Paid or Guilty - Sealed Sentence, Enhanced).



ADMINISTRATIVE OFFICE OF THE COURTS
Research and Statistics
 Annual Report FY 2023
 Circuit Court - Felony Criminal Cases

BALLARD COUNTY

Cases can have multiple charges which are heard either by a Court Trial, Jury Trial, No Trial or by a combination of trial types. Cases are categorized by how all the charges within the case were disposed. If all charges were disposed by the same trial type, it is counted in the separate category, otherwise, it is counted within the Mixed Trial category. If a charge had no trial type entered or it had No Trial, then it is counted in the No Trial category.

Cases by Trial Type
 27A.460(7), (8), (9), (10)

	Jury Trial	Mixed Trial	No Trial	Grand Total
Felony Amended to Non-Felony		1 5.00%	19 95.00%	20 100.00%
Felony Charges	2 1.47%	6 4.41%	128 94.12%	136 100.00%
Felony Convictions	1 1.22%	4 4.88%	77 93.90%	82 100.00%

- 27A.460(7) Percentage of disposition to guilty as charged by trial
- 27A.460(8) Percentage of those found guilty of lesser charge by trial
- 27A.460(9) Percentage of cases where jury trial taken
- 27A.460(10) Percentage of trials which are bench (court) trials

Shock Probation by Disposition Type
 27A.440(3)(b)

	Denied	Granted	Other	Grand Total
0026090 SHOCK PROBATION IN FELONY CONVICTIONS	75 79.79%	18 19.15%	1 1.06%	94 100.00%
0026100 SHOCK PROBATION IN MISDEMEANOR CONVICTIONS	1 100.00%			1 100.00%

27A.440(3)(b) Extracted data on shock probation shall be placed in the annual report of the Administrative Office of the Courts

* A case may consist of one or multiple convicted charges, the distinct count on cases counts the case only once.
 * Other Disposition types include: Denied, Extradition, Grand Jury, Granted, Merged, Mistrial, Grand Jury, Other, Remanded, and Sealed Records.



ADMINISTRATIVE OFFICE OF THE COURTS
Research and Statistics
 Annual Report FY 2023
 Circuit Court - Felony Criminal Cases
BALLARD COUNTY

Youthful Offenders

There were 0 Felony level charges and 0 Non-Felony level charges disposed within 0 Circuit Criminal cases during the fiscal year. Non-Felony charges include Misdemeanor, Violation, Local Ordinance, or Other charges within those cases.

27A.460(11)

	Charges	Cases
Felony		
Felony Amended to Non-Felony		

27A.460(11) The number of juvenile offenders tried as an adult

Of the 0 Felony level charges disposed within the Youthful Offender cases, 0 (None%) charges were convicted.

Youthful Offender

		Grand Total
Felony Charges by Disposition Type	0	0

Note: A youth charged prior to their 18th birthday, proceeded against as a youthful offender under KRS 635.020(7) may not be included in the above.

KRS 635.020(7) If a person who is eighteen (18) or older is charged with a felony that occurred prior to their eighteenth birthday, the court shall, upon motion of the county attorney made prior to adjudication and consultation with the Commonwealth's Attorney, the case may proceed in accordance with the provisions of KRS 640.010.

* A case may consist of one or multiple convicted charges, the distinct count on cases counts the case only once.

* Other disposition types include: Denied, Extradition, Grand Jury, Granted, Merged, Mistrial, Grand Jury, Other, Remanded, and Sealed Records.

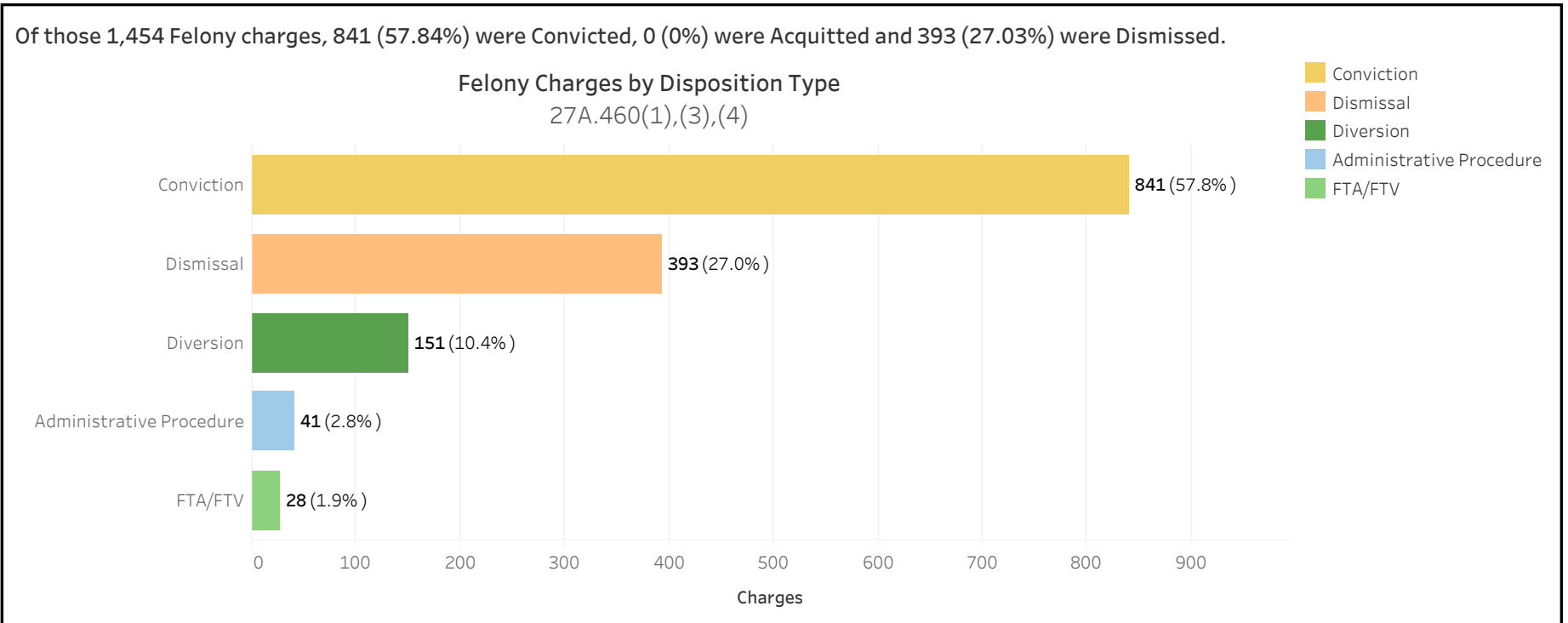


ADMINISTRATIVE OFFICE OF THE COURTS
Research and Statistics
 Annual Report FY 2023
 Circuit Court - Felony Criminal Cases

BARREN COUNTY

There were 1,454 Felony level charges and 16 Non-Felony level charges disposed within 855 Circuit Criminal cases during the Fiscal Year. Non-Felony charges include Misdemeanor, Violation, Local Ordinance or Other charges within those cases.

		Charges	Cases
BARREN	Felony	1,454	840
	Felony amended to Non-Felony	16	



27A.460(1) Conviction Percentages
 27A.460(3) Percentage of Acquittals
 27A.460(4) Percentage of Dismissals

* A case may consist of one or multiple convicted charges, the distinct count on cases counts the case only once.
 * Other Disposition types include: Denied, Extradition, Grand Jury, Granted, Merged, Mistrial, Grand Jury, Other, Remanded, and Sealed Records.



ADMINISTRATIVE OFFICE OF THE COURTS
Research and Statistics
 Annual Report FY 2023
 Circuit Court - Felony Criminal Cases

BARREN COUNTY

Felony Charges Convicted by Highest Penalty Type

Penalty Type	FELONY			MISDEMEANOR			VIOLATION			Grand Total		
	Charges	% of Chgs	Cases	Charges	% of Chgs	Cases	Charges	% of Chgs	Cases	Charges	% of Chgs	Cases
Incarcerated Prison	255	30.6%	109	2	0.3%	2				257	15.7%	109
Incarcerated Jail	35	4.2%	31	180	22.5%	91				215	13.1%	103
Alternative: Home Incarcerati..	7	0.8%	7							7	0.4%	7
Alternative: Probation	533	64.0%	379	617	77.1%	320				1,150	70.2%	417
Other Penalty	3	0.4%	3				6	100.0%	3	9	0.5%	6
No Sentence				1	0.1%	1				1	0.1%	1
Grand Total	833	100.0%	521	800	100.0%	406	6	100.0%	3	1,639	100.0%	555

27A.460(2) Percentages of fines, imprisonment, or other penalty assessment

Original & Final Plea Type

		GUILTY	NOT GUILTY	UNKNOWN PLEA TYPE	Grand Total
Felony Charges	Original Plea	832 (57.2%)	4 (0.3%)	618 (42.5%)	1,454 (100.0%)
	Final Plea	836 (57.5%)		618 (42.5%)	1,454 (100.0%)
Felony amended to Non-Felony	Original Plea			16 (100.0%)	16 (100.0%)
	Final Plea			16 (100.0%)	16 (100.0%)

27A.460(5) Percentage of pleas as charges

27A.460(6) Percentage of pleas to reduce charges

* A case may consist of one or multiple convicted charges, the distinct count on cases counts the case only once.

* Convicted charges, percent of charges and the distinct count of cases are sorted by the highest sentence penalty for each of the convicted charges (Guilty, Guilty - Multiple Counts, Prepayable Citation - Paid or Guilty - Sealed Sentence, Enhanced).



ADMINISTRATIVE OFFICE OF THE COURTS
Research and Statistics
 Annual Report FY 2023
 Circuit Court - Felony Criminal Cases

BARREN COUNTY

Cases can have multiple charges which are heard either by a Court Trial, Jury Trial, No Trial or by a combination of trial types. Cases are categorized by how all the charges within the case were disposed. If all charges were disposed by the same trial type, it is counted in the separate category, otherwise, it is counted within the Mixed Trial category. If a charge had no trial type entered or it had No Trial, then it is counted in the No Trial category.

Cases by Trial Type
 27A.460(7), (8), (9), (10)

	Jury Trial	Mixed Trial	No Trial	Grand Total
Felony Amended to Non-Felony			15	15
			100.00%	100.00%
Felony Charges	1	3	836	840
	0.12%	0.36%	99.52%	100.00%
Felony Convictions	1	1	519	521
	0.19%	0.19%	99.62%	100.00%

- 27A.460(7) Percentage of disposition to guilty as charged by trial
- 27A.460(8) Percentage of those found guilty of lesser charge by trial
- 27A.460(9) Percentage of cases where jury trial taken
- 27A.460(10) Percentage of trials which are bench (court) trials

Shock Probation by Disposition Type
 27A.440(3)(b)

	Denied	Granted	Grand Total
0026090 SHOCK PROBATION IN FELONY CONVICTIONS	84	7	91
	92.31%	7.69%	100.00%

27A.440(3)(b) Extracted data on shock probation shall be placed in the annual report of the Administrative Office of the Courts

* A case may consist of one or multiple convicted charges, the distinct count on cases counts the case only once.
 * Other Disposition types include: Denied, Extradition, Grand Jury, Granted, Merged, Mistrial, Grand Jury, Other, Remanded, and Sealed Records.



ADMINISTRATIVE OFFICE OF THE COURTS
Research and Statistics
Annual Report FY 2023
Circuit Court - Felony Criminal Cases
BARREN COUNTY

Youthful Offenders

There were 1 Felony level charges and 0 Non-Felony level charges disposed within 1 Circuit Criminal cases during the fiscal year. Non-Felony charges include Misdemeanor, Violation, Local Ordinance, or Other charges within those cases.

27A.460(11)

	Charges	Cases
Felony	1	1
Felony Amended to Non-Felony	0	0

27A.460(11) The number of juvenile offenders tried as an adult

Of the 1 Felony level charges disposed within the Youthful Offender cases, 1 (100.0%) charges were convicted.

Youthful Offender

	Conviction	Grand Total
Felony Charges by Disposition Type	1	1

Note: A youth charged prior to their 18th birthday, proceeded against as a youthful offender under KRS 635.020(7) may not be included in the above.

KRS 635.020(7) If a person who is eighteen (18) or older is charged with a felony that occurred prior to their eighteenth birthday, the court shall, upon motion of the county attorney made prior to adjudication and consultation with the Commonwealth's Attorney, the case may proceed in accordance with the provisions of KRS 640.010.

* A case may consist of one or multiple convicted charges, the distinct count on cases counts the case only once.

* Other disposition types include: Denied, Extradition, Grand Jury, Granted, Merged, Mistrial, Grand Jury, Other, Remanded, and Sealed Records.

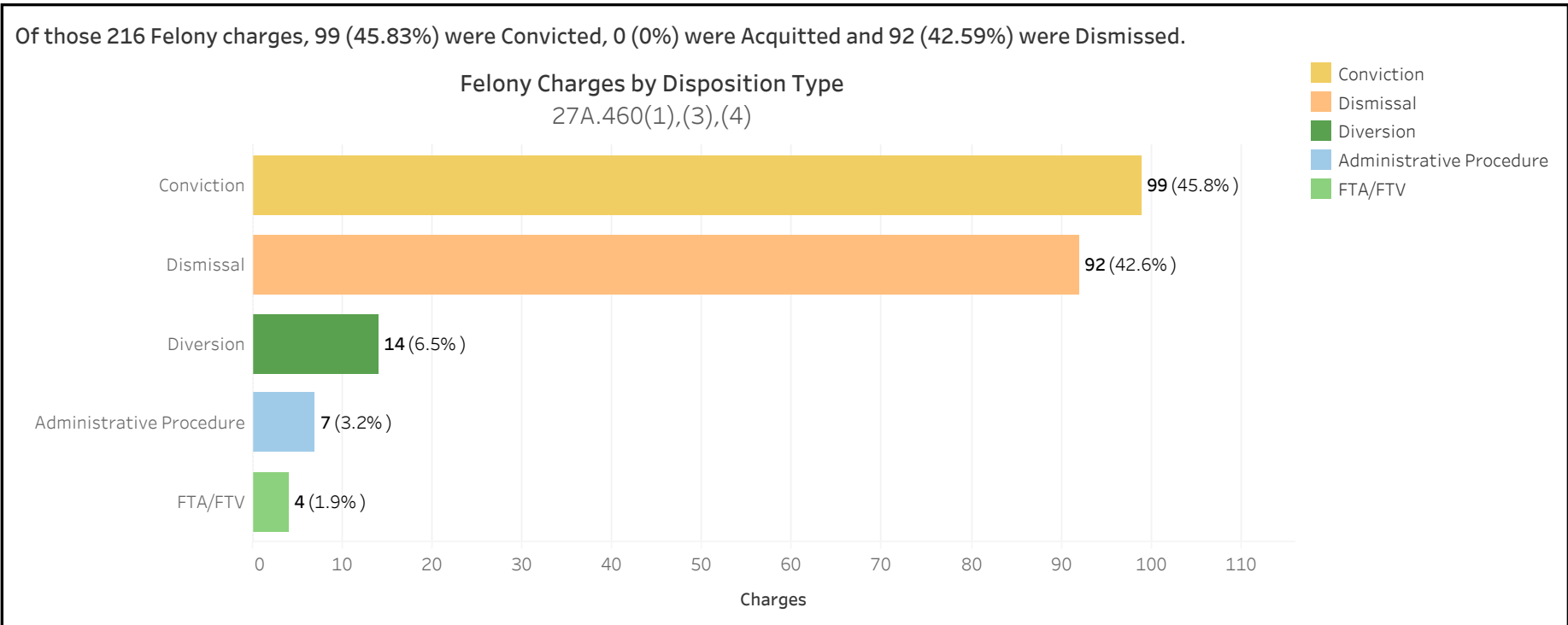


ADMINISTRATIVE OFFICE OF THE COURTS
Research and Statistics
 Annual Report FY 2023
 Circuit Court - Felony Criminal Cases

BATH COUNTY

There were 216 Felony level charges and 20 Non-Felony level charges disposed within 172 Circuit Criminal cases during the Fiscal Year. Non-Felony charges include Misdemeanor, Violation, Local Ordinance or Other charges within those cases.

		Charges	Cases
BATH	Felony	216	153
	Felony amended to Non-Felony	20	



27A.460(1) Conviction Percentages
 27A.460(3) Percentage of Acquittals
 27A.460(4) Percentage of Dismissals

* A case may consist of one or multiple convicted charges, the distinct count on cases counts the case only once.
 * Other Disposition types include: Denied, Extradition, Grand Jury, Granted, Merged, Mistrial, Grand Jury, Other, Remanded, and Sealed Records.



ADMINISTRATIVE OFFICE OF THE COURTS
Research and Statistics
 Annual Report FY 2023
 Circuit Court - Felony Criminal Cases

BATH COUNTY

Felony Charges Convicted by Highest Penalty Type

Penalty Type	FELONY			MISDEMEANOR			VIOLATION			Grand Total		
	Charges	% of Chgs	Cases	Charges	% of Chgs	Cases	Charges	% of Chgs	Cases	Charges	% of Chgs	Cases
Incarcerated Prison	26	26.8%	19	1	0.9%	1				27	12.3%	19
Incarcerated Jail	8	8.2%	6	27	23.7%	16				35	15.9%	18
Alternative: Probation	3	3.1%	3	16	14.0%	11				19	8.6%	13
Alternative: Cond. Discharged				9	7.9%	6				9	4.1%	6
Alternative Sentence	38	39.2%	33	30	26.3%	22				68	30.9%	40
Pay Fine							7	77.8%	4	7	3.2%	4
Other Penalty	9	9.3%	6	9	7.9%	7				18	8.2%	9
No Sentence	13	13.4%	11	22	19.3%	8	2	22.2%	2	37	16.8%	13
Grand Total	97	100.0%	76	114	100.0%	63	9	100.0%	6	220	100.0%	96

27A.460(2) Percentages of fines, imprisonment, or other penalty assessment

Original & Final Plea Type

		GUILTY	NOT GUILTY	UNKNOWN PLEA TYPE	Grand Total
Felony Charges	Original Plea	4 (1.9%)	23 (10.6%)	189 (87.5%)	216 (100.0%)
	Final Plea	27 (12.5%)		189 (87.5%)	216 (100.0%)
Felony amended to Non-Felony	Original Plea			20 (100.0%)	20 (100.0%)
	Final Plea			20 (100.0%)	20 (100.0%)

27A.460(5) Percentage of pleas as charges

27A.460(6) Percentage of pleas to reduce charges

* A case may consist of one or multiple convicted charges, the distinct count on cases counts the case only once.

* Convicted charges, percent of charges and the distinct count of cases are sorted by the highest sentence penalty for each of the convicted charges (Guilty, Guilty - Multiple Counts, Prepayable Citation - Paid or Guilty - Sealed Sentence, Enhanced).



ADMINISTRATIVE OFFICE OF THE COURTS
Research and Statistics
 Annual Report FY 2023
 Circuit Court - Felony Criminal Cases

BATH COUNTY

Cases can have multiple charges which are heard either by a Court Trial, Jury Trial, No Trial or by a combination of trial types. Cases are categorized by how all the charges within the case were disposed. If all charges were disposed by the same trial type, it is counted in the separate category, otherwise, it is counted within the Mixed Trial category. If a charge had no trial type entered or it had No Trial, then it is counted in the No Trial category.

Cases by Trial Type
 27A.460(7), (8), (9), (10)

	Jury Trial	Mixed Trial	No Trial	Grand Total
Felony Amended to Non-Felony			19	19
			100.00%	100.00%
Felony Charges	1	8	144	153
	0.65%	5.23%	94.12%	100.00%
Felony Convictions		8	68	76
		10.53%	89.47%	100.00%

- 27A.460(7) Percentage of disposition to guilty as charged by trial
- 27A.460(8) Percentage of those found guilty of lesser charge by trial
- 27A.460(9) Percentage of cases where jury trial taken
- 27A.460(10) Percentage of trials which are bench (court) trials

Shock Probation by Disposition Type
 27A.440(3)(b)

	Denied	Granted	Grand Total
0026090 SHOCK PROBATION IN FELONY CONVICTIONS	3	7	10
	30.00%	70.00%	100.00%

27A.440(3)(b) Extracted data on shock probation shall be placed in the annual report of the Administrative Office of the Courts

* A case may consist of one or multiple convicted charges, the distinct count on cases counts the case only once.
 * Other Disposition types include: Denied, Extradition, Grand Jury, Granted, Merged, Mistrial, Grand Jury, Other, Remanded, and Sealed Records.



ADMINISTRATIVE OFFICE OF THE COURTS
Research and Statistics
Annual Report FY 2023
Circuit Court - Felony Criminal Cases
BATH COUNTY

Youthful Offenders

There were 0 Felony level charges and 0 Non-Felony level charges disposed within 0 Circuit Criminal cases during the fiscal year. Non-Felony charges include Misdemeanor, Violation, Local Ordinance, or Other charges within those cases.

27A.460(11)

	Charges	Cases
Felony		
Felony Amended to Non-Felony		

27A.460(11) The number of juvenile offenders tried as an adult

Of the 0 Felony level charges disposed within the Youthful Offender cases, 0 (None%) charges were convicted.

Youthful Offender

		Grand Total
Felony Charges by Disposition Type	0	0

Note: A youth charged prior to their 18th birthday, proceeded against as a youthful offender under KRS 635.020(7) may not be included in the above.

KRS 635.020(7) If a person who is eighteen (18) or older is charged with a felony that occurred prior to their eighteenth birthday, the court shall, upon motion of the county attorney made prior to adjudication and consultation with the Commonwealth's Attorney, the case may proceed in accordance with the provisions of KRS 640.010.

* A case may consist of one or multiple convicted charges, the distinct count on cases counts the case only once.

* Other disposition types include: Denied, Extradition, Grand Jury, Granted, Merged, Mistrial, Grand Jury, Other, Remanded, and Sealed Records.

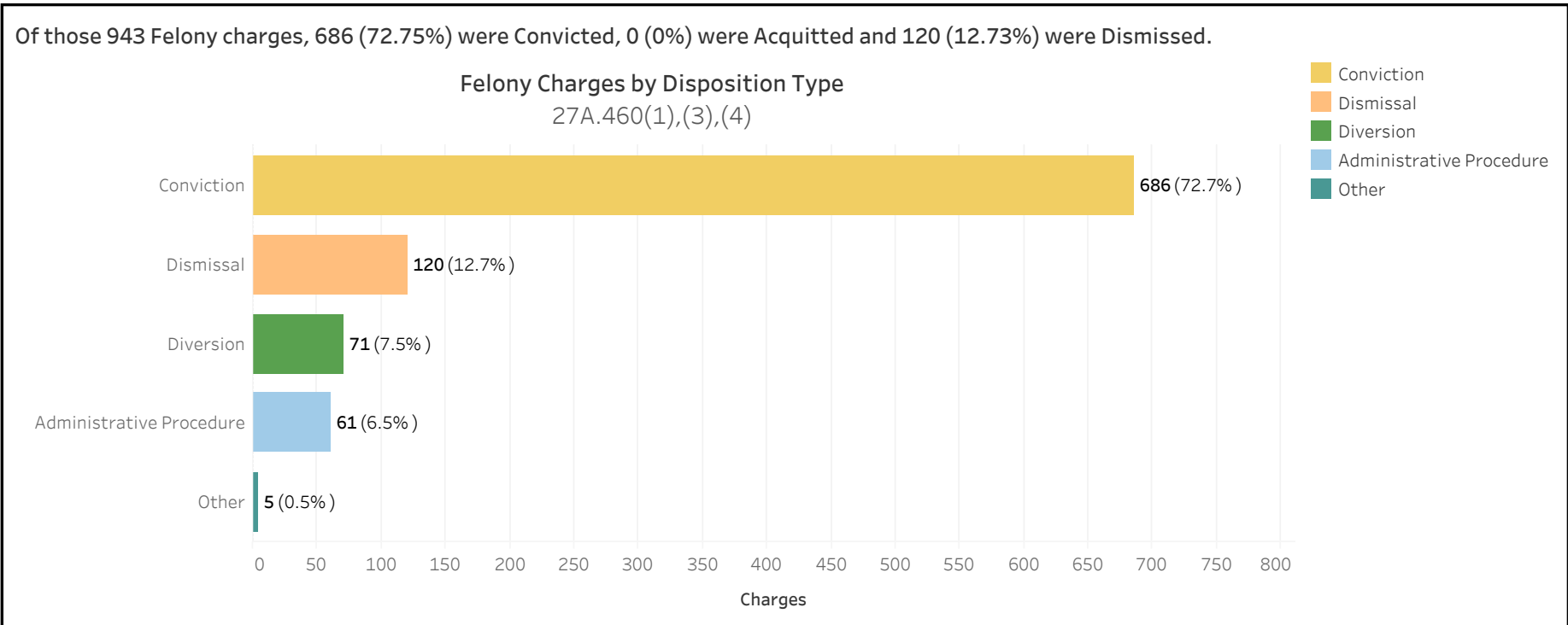


ADMINISTRATIVE OFFICE OF THE COURTS
Research and Statistics
 Annual Report FY 2023
 Circuit Court - Felony Criminal Cases

BELL COUNTY

There were 943 Felony level charges and 26 Non-Felony level charges disposed within 572 Circuit Criminal cases during the Fiscal Year. Non-Felony charges include Misdemeanor, Violation, Local Ordinance or Other charges within those cases.

		Charges	Cases
BELL	Felony	943	555
	Felony amended to Non-Felony	26	



27A.460(1) Conviction Percentages
 27A.460(3) Percentage of Acquittals
 27A.460(4) Percentage of Dismissals

* A case may consist of one or multiple convicted charges, the distinct count on cases counts the case only once.
 * Other Disposition types include: Denied, Extradition, Grand Jury, Granted, Merged, Mistrial, Grand Jury, Other, Remanded, and Sealed Records.



ADMINISTRATIVE OFFICE OF THE COURTS
Research and Statistics
 Annual Report FY 2023
 Circuit Court - Felony Criminal Cases

BELL COUNTY

Felony Charges Convicted by Highest Penalty Type

Penalty Type	FELONY			MISDEMEANOR			Grand Total		
	Charges	% of Chgs	Cases	Charges	% of Chgs	Cases	Charges	% of Chgs	Cases
Incarcerated Prison	280	42.7%	153	2	0.6%	2	282	28.4%	154
Incarcerated Jail	93	14.2%	85	193	57.1%	115	286	28.8%	165
Alternative: Probation	234	35.7%	182	30	8.9%	13	264	26.6%	190
Pay Fine				7	2.1%	7	7	0.7%	7
Pay Court Cost	3	0.5%	3				3	0.3%	3
Other Penalty	17	2.6%	11	101	29.9%	55	118	11.9%	60
No Sentence	29	4.4%	29	5	1.5%	4	34	3.4%	33
Grand Total	656	100.0%	439	338	100.0%	184	994	100.0%	451

27A.460(2) Percentages of fines, imprisonment, or other penalty assessment

Original & Final Plea Type

		GUILTY	NOT GUILTY	UNKNOWN PLEA TYPE	Grand Total
Felony Charges	Original Plea	163 (17.3%)	703 (74.5%)	77 (8.2%)	943 (100.0%)
	Final Plea	758 (80.4%)	108 (11.5%)	77 (8.2%)	943 (100.0%)
Felony amended to Non-Felony	Original Plea		26 (100.0%)		26 (100.0%)
	Final Plea	1 (3.8%)	25 (96.2%)		26 (100.0%)

27A.460(5) Percentage of pleas as charges

27A.460(6) Percentage of pleas to reduce charges

* A case may consist of one or multiple convicted charges, the distinct count on cases counts the case only once.

* Convicted charges, percent of charges and the distinct count of cases are sorted by the highest sentence penalty for each of the convicted charges (Guilty, Guilty - Multiple Counts, Prepayable Citation - Paid or Guilty - Sealed Sentence, Enhanced).



ADMINISTRATIVE OFFICE OF THE COURTS
Research and Statistics
 Annual Report FY 2023
 Circuit Court - Felony Criminal Cases

BELL COUNTY

Cases can have multiple charges which are heard either by a Court Trial, Jury Trial, No Trial or by a combination of trial types. Cases are categorized by how all the charges within the case were disposed. If all charges were disposed by the same trial type, it is counted in the separate category, otherwise, it is counted within the Mixed Trial category. If a charge had no trial type entered or it had No Trial, then it is counted in the No Trial category.

Cases by Trial Type
 27A.460(7), (8), (9), (10)

	Mixed Trial	No Trial	Grand Total
Felony Amended to Non-Felony	1 5.88%	16 94.12%	17 100.00%
Felony Charges	40 7.21%	515 92.79%	555 100.00%
Felony Convictions	31 7.06%	408 92.94%	439 100.00%

- 27A.460(7) Percentage of disposition to guilty as charged by trial
- 27A.460(8) Percentage of those found guilty of lesser charge by trial
- 27A.460(9) Percentage of cases where jury trial taken
- 27A.460(10) Percentage of trials which are bench (court) trials

Shock Probation by Disposition Type
 27A.440(3)(b)

	Denied	Granted	Other	Grand Total
0026090 SHOCK PROBATION IN FELONY CONVICTIONS	59 76.62%	16 20.78%	2 2.60%	77 100.00%

27A.440(3)(b) Extracted data on shock probation shall be placed in the annual report of the Administrative Office of the Courts

* A case may consist of one or multiple convicted charges, the distinct count on cases counts the case only once.
 * Other Disposition types include: Denied, Extradition, Grand Jury, Granted, Merged, Mistrial, Grand Jury, Other, Remanded, and Sealed Records.



ADMINISTRATIVE OFFICE OF THE COURTS
Research and Statistics
 Annual Report FY 2023
 Circuit Court - Felony Criminal Cases
BELL COUNTY

Youthful Offenders

There were 0 Felony level charges and 0 Non-Felony level charges disposed within 0 Circuit Criminal cases during the fiscal year. Non-Felony charges include Misdemeanor, Violation, Local Ordinance, or Other charges within those cases.

27A.460(11)

	Charges	Cases
Felony		
Felony Amended to Non-Felony		

27A.460(11) The number of juvenile offenders tried as an adult

Of the 0 Felony level charges disposed within the Youthful Offender cases, 0 (None%) charges were convicted.

Youthful Offender

		Grand Total
Felony Charges by Disposition Type	0	0

Note: A youth charged prior to their 18th birthday, proceeded against as a youthful offender under KRS 635.020(7) may not be included in the above.

KRS 635.020(7) If a person who is eighteen (18) or older is charged with a felony that occurred prior to their eighteenth birthday, the court shall, upon motion of the county attorney made prior to adjudication and consultation with the Commonwealth's Attorney, the case may proceed in accordance with the provisions of KRS 640.010.

* A case may consist of one or multiple convicted charges, the distinct count on cases counts the case only once.

* Other disposition types include: Denied, Extradition, Grand Jury, Granted, Merged, Mistrial, Grand Jury, Other, Remanded, and Sealed Records.

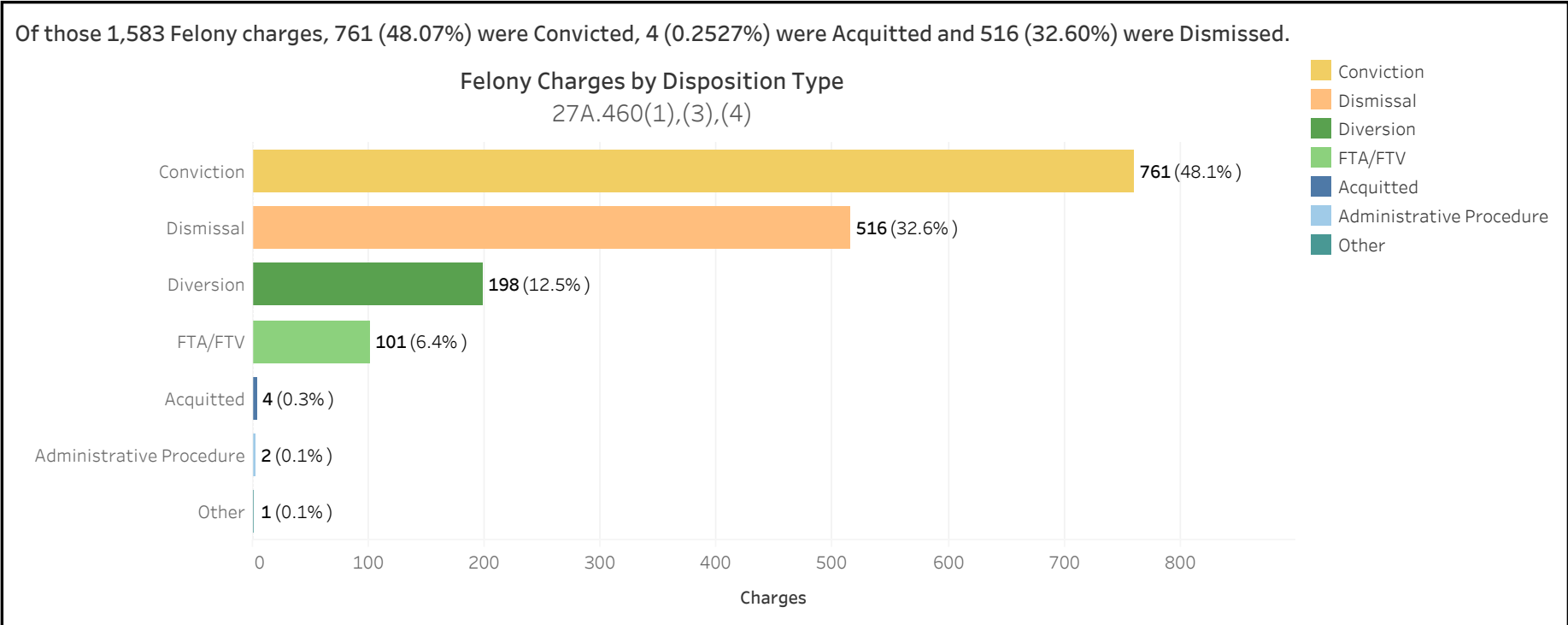


ADMINISTRATIVE OFFICE OF THE COURTS
Research and Statistics
 Annual Report FY 2023
 Circuit Court - Felony Criminal Cases

BOONE COUNTY

There were 1,583 Felony level charges and 85 Non-Felony level charges disposed within 1,102 Circuit Criminal cases during the Fiscal Year. Non-Felony charges include Misdemeanor, Violation, Local Ordinance or Other charges within those cases.

		Charges	Cases
BOONE	Felony	1,583	1,029
	Felony amended to Non-Felony	85	



27A.460(1) Conviction Percentages
 27A.460(3) Percentage of Acquittals
 27A.460(4) Percentage of Dismissals

* A case may consist of one or multiple convicted charges, the distinct count on cases counts the case only once.
 * Other Disposition types include: Denied, Extradition, Grand Jury, Granted, Merged, Mistrial, Grand Jury, Other, Remanded, and Sealed Records.



ADMINISTRATIVE OFFICE OF THE COURTS
Research and Statistics
 Annual Report FY 2023
 Circuit Court - Felony Criminal Cases

BOONE COUNTY

Felony Charges Convicted by Highest Penalty Type

Penalty Type	FELONY			MISDEMEANOR			VIOLATION			Grand Total		
	Charges	% of Chgs	Cases	Charges	% of Chgs	Cases	Charges	% of Chgs	Cases	Charges	% of Chgs	Cases
Incarcerated Prison	303	39.8%	197	6	1.0%	6				309	21.8%	202
Incarcerated Jail	122	16.0%	102	237	37.7%	146				359	25.3%	188
Alternative: Probation	2	0.3%	2	3	0.5%	3				5	0.4%	4
Alternative: Cond. Discharged	30	3.9%	28	106	16.9%	70				136	9.6%	96
Alternative Sentence	47	6.2%	46	13	2.1%	11				60	4.2%	52
Pay Fine	31	4.1%	31	4	0.6%	4	8	27.6%	8	43	3.0%	42
Pay Court Cost	111	14.6%	111	14	2.2%	14				125	8.8%	124
Other Penalty	62	8.1%	38	172	27.4%	114	6	20.7%	6	240	16.9%	135
No Sentence	53	7.0%	30	73	11.6%	46	15	51.7%	11	141	9.9%	71
Grand Total	761	100.0%	527	628	100.0%	398	29	100.0%	25	1,418	100.0%	639

27A.460(2) Percentages of fines, imprisonment, or other penalty assessment

Original & Final Plea Type

		NOT GUILTY	UNKNOWN PLEA TYPE	Grand Total
Felony Charges	Original Plea	3 (0.2%)	1,580 (99.8%)	1,583 (100.0%)
	Final Plea	3 (0.2%)	1,580 (99.8%)	1,583 (100.0%)
Felony amended to Non-Felony	Original Plea		85 (100.0%)	85 (100.0%)
	Final Plea		85 (100.0%)	85 (100.0%)

27A.460(5) Percentage of pleas as charges

27A.460(6) Percentage of pleas to reduce charges

* A case may consist of one or multiple convicted charges, the distinct count on cases counts the case only once.

* Convicted charges, percent of charges and the distinct count of cases are sorted by the highest sentence penalty for each of the convicted charges (Guilty, Guilty - Multiple Counts, Prepayable Citation - Paid or Guilty - Sealed Sentence, Enhanced).



ADMINISTRATIVE OFFICE OF THE COURTS
Research and Statistics
 Annual Report FY 2023
 Circuit Court - Felony Criminal Cases

BOONE COUNTY

Cases can have multiple charges which are heard either by a Court Trial, Jury Trial, No Trial or by a combination of trial types. Cases are categorized by how all the charges within the case were disposed. If all charges were disposed by the same trial type, it is counted in the separate category, otherwise, it is counted within the Mixed Trial category. If a charge had no trial type entered or it had No Trial, then it is counted in the No Trial category.

Cases by Trial Type
 27A.460(7), (8), (9), (10)

	Jury Trial	Mixed Trial	No Trial	Grand Total
Felony Amended to Non-Felony	1 1.37%		72 98.63%	73 100.00%
Felony Charges	4 0.39%	5 0.49%	1,020 99.13%	1,029 100.00%
Felony Convictions	1 0.19%	2 0.38%	524 99.43%	527 100.00%

- 27A.460(7) Percentage of disposition to guilty as charged by trial
- 27A.460(8) Percentage of those found guilty of lesser charge by trial
- 27A.460(9) Percentage of cases where jury trial taken
- 27A.460(10) Percentage of trials which are bench (court) trials

Shock Probation by Disposition Type
 27A.440(3)(b)

	Granted	Grand Total
0026090 SHOCK PROBATION IN FELONY CONVICTIONS	1 100.00%	1 100.00%

27A.440(3)(b) Extracted data on shock probation shall be placed in the annual report of the Administrative Office of the Courts

* A case may consist of one or multiple convicted charges, the distinct count on cases counts the case only once.
 * Other Disposition types include: Denied, Extradition, Grand Jury, Granted, Merged, Mistrial, Grand Jury, Other, Remanded, and Sealed Records.



ADMINISTRATIVE OFFICE OF THE COURTS
Research and Statistics
 Annual Report FY 2023
 Circuit Court - Felony Criminal Cases
BOONE COUNTY

Youthful Offenders

There were 0 Felony level charges and 0 Non-Felony level charges disposed within 0 Circuit Criminal cases during the fiscal year. Non-Felony charges include Misdemeanor, Violation, Local Ordinance, or Other charges within those cases.

27A.460(11)

	Charges	Cases
Felony		
Felony Amended to Non-Felony		

27A.460(11) The number of juvenile offenders tried as an adult

Of the 0 Felony level charges disposed within the Youthful Offender cases, 0 (None%) charges were convicted.

Youthful Offender

		Grand Total
Felony Charges by Disposition Type	0	0

Note: A youth charged prior to their 18th birthday, proceeded against as a youthful offender under KRS 635.020(7) may not be included in the above.

KRS 635.020(7) If a person who is eighteen (18) or older is charged with a felony that occurred prior to their eighteenth birthday, the court shall, upon motion of the county attorney made prior to adjudication and consultation with the Commonwealth's Attorney, the case may proceed in accordance with the provisions of KRS 640.010.

* A case may consist of one or multiple convicted charges, the distinct count on cases counts the case only once.

* Other disposition types include: Denied, Extradition, Grand Jury, Granted, Merged, Mistrial, Grand Jury, Other, Remanded, and Sealed Records.

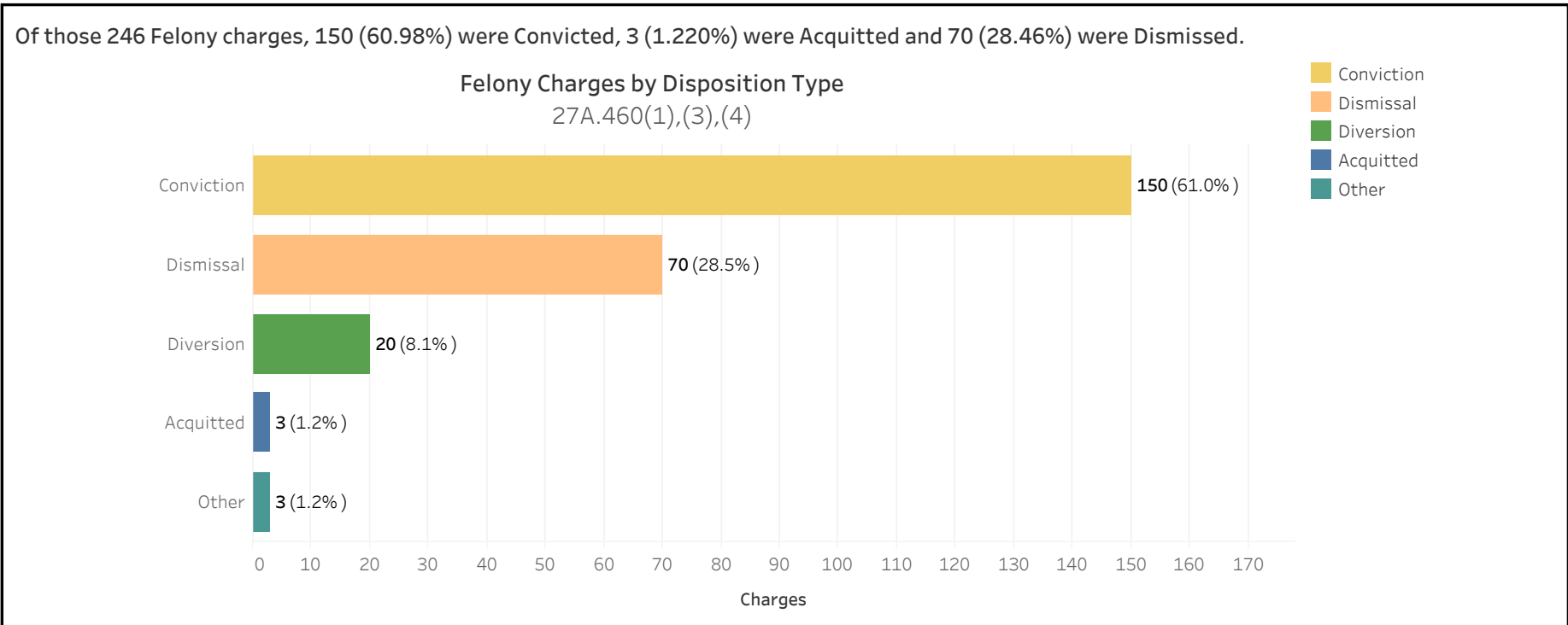


ADMINISTRATIVE OFFICE OF THE COURTS
Research and Statistics
 Annual Report FY 2023
 Circuit Court - Felony Criminal Cases

BOURBON COUNTY

There were 246 Felony level charges and 28 Non-Felony level charges disposed within 178 Circuit Criminal cases during the Fiscal Year. Non-Felony charges include Misdemeanor, Violation, Local Ordinance or Other charges within those cases.

		Charges	Cases
BOURBON	Felony	246	163
	Felony amended to Non-Felony	28	



27A.460(1) Conviction Percentages
 27A.460(3) Percentage of Acquittals
 27A.460(4) Percentage of Dismissals

* A case may consist of one or multiple convicted charges, the distinct count on cases counts the case only once.
 * Other Disposition types include: Denied, Extradition, Grand Jury, Granted, Merged, Mistrial, Grand Jury, Other, Remanded, and Sealed Records.



ADMINISTRATIVE OFFICE OF THE COURTS
Research and Statistics
 Annual Report FY 2023
 Circuit Court - Felony Criminal Cases

BOURBON COUNTY

Felony Charges Convicted by Highest Penalty Type

Penalty Type	FELONY			MISDEMEANOR			VIOLATION			Grand Total		
	Charges	% of Chgs	Cases	Charges	% of Chgs	Cases	Charges	% of Chgs	Cases	Charges	% of Chgs	Cases
Incarcerated Prison	58	38.7%	40							58	24.3%	40
Incarcerated Jail	10	6.7%	8	33	37.5%	21				43	18.0%	25
Alternative: Probation	3	2.0%	3	1	1.1%	1				4	1.7%	4
Alternative Sentence	27	18.0%	26	11	12.5%	11				38	15.9%	36
Pay Fine				6	6.8%	6	1	100.0%	1	7	2.9%	7
Pay Court Cost	19	12.7%	19	7	8.0%	7				26	10.9%	26
Other Penalty	31	20.7%	26	30	34.1%	14				61	25.5%	36
No Sentence	2	1.3%	2							2	0.8%	2
Grand Total	150	100.0%	115	88	100.0%	47	1	100.0%	1	239	100.0%	132

27A.460(2) Percentages of fines, imprisonment, or other penalty assessment

Original & Final Plea Type

		GUILTY	NOT GUILTY	UNKNOWN PLEA TYPE	Grand Total
Felony Charges	Original Plea		166 (67.5%)	80 (32.5%)	246 (100.0%)
	Final Plea	135 (54.9%)	31 (12.6%)	80 (32.5%)	246 (100.0%)
Felony amended to Non-Felony	Original Plea		5 (17.9%)	23 (82.1%)	28 (100.0%)
	Final Plea	2 (7.1%)	3 (10.7%)	23 (82.1%)	28 (100.0%)

27A.460(5) Percentage of pleas as charges

27A.460(6) Percentage of pleas to reduce charges

* A case may consist of one or multiple convicted charges, the distinct count on cases counts the case only once.

* Convicted charges, percent of charges and the distinct count of cases are sorted by the highest sentence penalty for each of the convicted charges (Guilty, Guilty - Multiple Counts, Prepayable Citation - Paid or Guilty - Sealed Sentence, Enhanced).



ADMINISTRATIVE OFFICE OF THE COURTS
Research and Statistics
 Annual Report FY 2023
 Circuit Court - Felony Criminal Cases

BOURBON COUNTY

Cases can have multiple charges which are heard either by a Court Trial, Jury Trial, No Trial or by a combination of trial types. Cases are categorized by how all the charges within the case were disposed. If all charges were disposed by the same trial type, it is counted in the separate category, otherwise, it is counted within the Mixed Trial category. If a charge had no trial type entered or it had No Trial, then it is counted in the No Trial category.

Cases by Trial Type
 27A.460(7), (8), (9), (10)

	Jury Trial	Mixed Trial	No Trial	Grand Total
Felony Amended to Non-Felony		3 20.00%	12 80.00%	15 100.00%
Felony Charges	1 0.61%	25 15.34%	137 84.05%	163 100.00%
Felony Convictions		19 16.52%	96 83.48%	115 100.00%

- 27A.460(7) Percentage of disposition to guilty as charged by trial
- 27A.460(8) Percentage of those found guilty of lesser charge by trial
- 27A.460(9) Percentage of cases where jury trial taken
- 27A.460(10) Percentage of trials which are bench (court) trials

Shock Probation by Disposition Type
 27A.440(3)(b)

	Grand Total
0	0

27A.440(3)(b) Extracted data on shock probation shall be placed in the annual report of the Administrative Office of the Courts

* A case may consist of one or multiple convicted charges, the distinct count on cases counts the case only once.
 * Other Disposition types include: Denied, Extradition, Grand Jury, Granted, Merged, Mistrial, Grand Jury, Other, Remanded, and Sealed Records.



ADMINISTRATIVE OFFICE OF THE COURTS
Research and Statistics
Annual Report FY 2023
Circuit Court - Felony Criminal Cases
BOURBON COUNTY

Youthful Offenders

There were 0 Felony level charges and 0 Non-Felony level charges disposed within 0 Circuit Criminal cases during the fiscal year. Non-Felony charges include Misdemeanor, Violation, Local Ordinance, or Other charges within those cases.

27A.460(11)

	Charges	Cases
Felony		
Felony Amended to Non-Felony		

27A.460(11) The number of juvenile offenders tried as an adult

Of the 0 Felony level charges disposed within the Youthful Offender cases, 0 (None%) charges were convicted.

Youthful Offender

		Grand Total
Felony Charges by Disposition Type	0	0

Note: A youth charged prior to their 18th birthday, proceeded against as a youthful offender under KRS 635.020(7) may not be included in the above.

KRS 635.020(7) If a person who is eighteen (18) or older is charged with a felony that occurred prior to their eighteenth birthday, the court shall, upon motion of the county attorney made prior to adjudication and consultation with the Commonwealth's Attorney, the case may proceed in accordance with the provisions of KRS 640.010.

* A case may consist of one or multiple convicted charges, the distinct count on cases counts the case only once.

* Other disposition types include: Denied, Extradition, Grand Jury, Granted, Merged, Mistrial, Grand Jury, Other, Remanded, and Sealed Records.

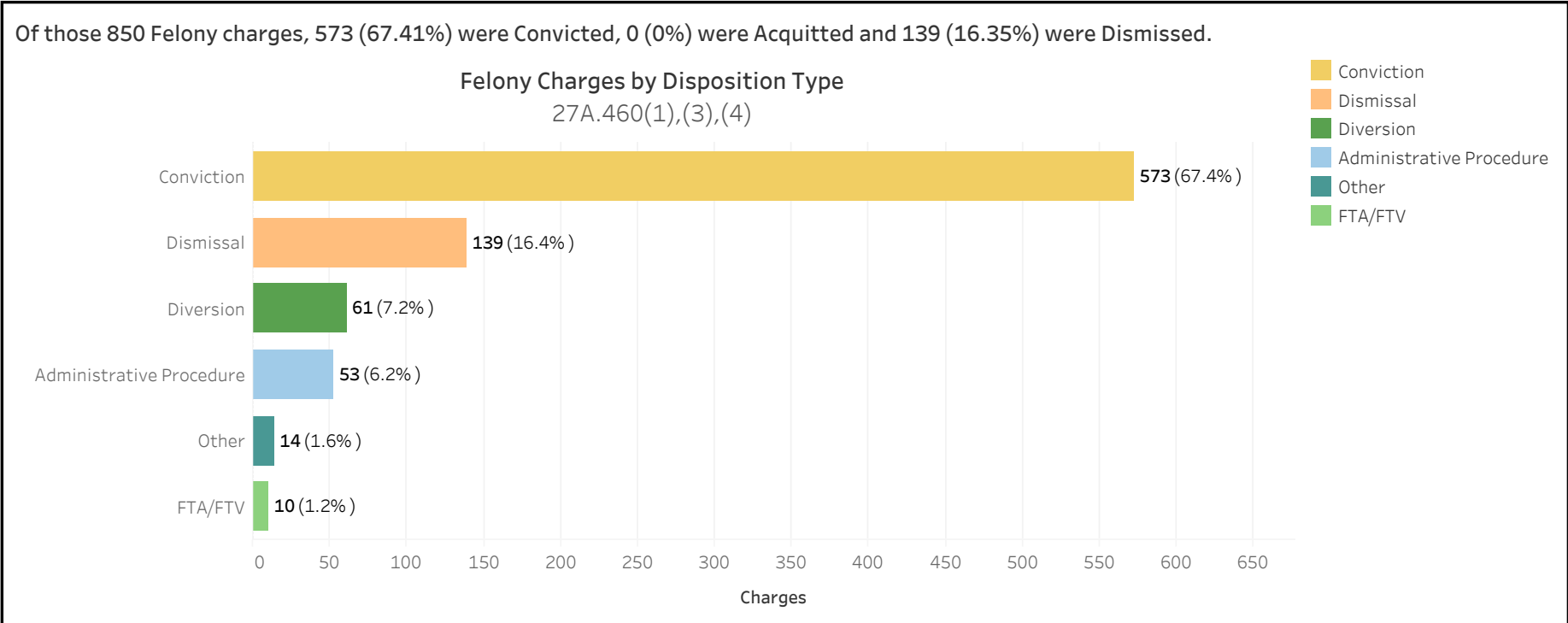


ADMINISTRATIVE OFFICE OF THE COURTS
Research and Statistics
 Annual Report FY 2023
 Circuit Court - Felony Criminal Cases

BOYD COUNTY

There were 850 Felony level charges and 51 Non-Felony level charges disposed within 565 Circuit Criminal cases during the Fiscal Year. Non-Felony charges include Misdemeanor, Violation, Local Ordinance or Other charges within those cases.

		Charges	Cases
BOYD	Felony	850	521
	Felony amended to Non-Felony	51	



27A.460(1) Conviction Percentages
 27A.460(3) Percentage of Acquittals
 27A.460(4) Percentage of Dismissals

* A case may consist of one or multiple convicted charges, the distinct count on cases counts the case only once.
 * Other Disposition types include: Denied, Extradition, Grand Jury, Granted, Merged, Mistrial, Grand Jury, Other, Remanded, and Sealed Records.



ADMINISTRATIVE OFFICE OF THE COURTS
Research and Statistics
 Annual Report FY 2023
 Circuit Court - Felony Criminal Cases

BOYD COUNTY

Felony Charges Convicted by Highest Penalty Type

Penalty Type	FELONY			MISDEMEANOR			VIOLATION			Grand Total		
	Charges	% of Chgs	Cases	Charges	% of Chgs	Cases	Charges	% of Chgs	Cases	Charges	% of Chgs	Cases
Incarcerated Prison	312	54.5%	116	4	1.9%	4				316	39.1%	117
Incarcerated Jail	67	11.7%	56	90	43.7%	61				157	19.4%	102
Alternative: Home Incarcerati..	6	1.0%	6							6	0.7%	6
Alternative: Probation	165	28.8%	132	81	39.3%	62	4	13.8%	2	250	30.9%	151
Alternative Sentence	3	0.5%	3	7	3.4%	7	2	6.9%	2	12	1.5%	11
Pay Fine				10	4.9%	8	21	72.4%	14	31	3.8%	17
Pay Court Cost	9	1.6%	9	1	0.5%	1				10	1.2%	10
Other Penalty							1	3.4%	1	1	0.1%	1
No Sentence	11	1.9%	10	13	6.3%	10	1	3.4%	1	25	3.1%	17
Grand Total	573	100.0%	325	206	100.0%	139	29	100.0%	18	808	100.0%	357

27A.460(2) Percentages of fines, imprisonment, or other penalty assessment

Original & Final Plea Type

		GUILTY	NOT GUILTY	UNKNOWN PLEA TYPE	Grand Total
Felony Charges	Original Plea	21 (2.5%)	336 (39.5%)	493 (58.0%)	850 (100.0%)
	Final Plea	357 (42.0%)		493 (58.0%)	850 (100.0%)
Felony amended to Non-Felony	Original Plea			51 (100.0%)	51 (100.0%)
	Final Plea			51 (100.0%)	51 (100.0%)

27A.460(5) Percentage of pleas as charges

27A.460(6) Percentage of pleas to reduce charges

* A case may consist of one or multiple convicted charges, the distinct count on cases counts the case only once.

* Convicted charges, percent of charges and the distinct count of cases are sorted by the highest sentence penalty for each of the convicted charges (Guilty, Guilty - Multiple Counts, Prepayable Citation - Paid or Guilty - Sealed Sentence, Enhanced).



ADMINISTRATIVE OFFICE OF THE COURTS
Research and Statistics
 Annual Report FY 2023
 Circuit Court - Felony Criminal Cases

BOYD COUNTY

Cases can have multiple charges which are heard either by a Court Trial, Jury Trial, No Trial or by a combination of trial types. Cases are categorized by how all the charges within the case were disposed. If all charges were disposed by the same trial type, it is counted in the separate category, otherwise, it is counted within the Mixed Trial category. If a charge had no trial type entered or it had No Trial, then it is counted in the No Trial category.

Cases by Trial Type
 27A.460(7), (8), (9), (10)

	Mixed Trial	No Trial	Grand Total
Felony Amended to Non-Felony	1 2.27%	43 97.73%	44 100.00%
Felony Charges	5 0.96%	516 99.04%	521 100.00%
Felony Convictions	4 1.23%	321 98.77%	325 100.00%

- 27A.460(7) Percentage of disposition to guilty as charged by trial
- 27A.460(8) Percentage of those found guilty of lesser charge by trial
- 27A.460(9) Percentage of cases where jury trial taken
- 27A.460(10) Percentage of trials which are bench (court) trials

Shock Probation by Disposition Type
 27A.440(3)(b)

	Denied	Granted	Grand Total
0026090 SHOCK PROBATION IN FELONY CONVICTIONS	26 76.47%	8 23.53%	34 100.00%

27A.440(3)(b) Extracted data on shock probation shall be placed in the annual report of the Administrative Office of the Courts

* A case may consist of one or multiple convicted charges, the distinct count on cases counts the case only once.
 * Other Disposition types include: Denied, Extradition, Grand Jury, Granted, Merged, Mistrial, Grand Jury, Other, Remanded, and Sealed Records.



ADMINISTRATIVE OFFICE OF THE COURTS
Research and Statistics
Annual Report FY 2023
Circuit Court - Felony Criminal Cases
BOYD COUNTY

Youthful Offenders

There were 0 Felony level charges and 0 Non-Felony level charges disposed within 0 Circuit Criminal cases during the fiscal year. Non-Felony charges include Misdemeanor, Violation, Local Ordinance, or Other charges within those cases.

27A.460(11)

	Charges	Cases
Felony		
Felony Amended to Non-Felony		

27A.460(11) The number of juvenile offenders tried as an adult

Of the 0 Felony level charges disposed within the Youthful Offender cases, 0 (None%) charges were convicted.

Youthful Offender

		Grand Total
Felony Charges by Disposition Type	0	0

Note: A youth charged prior to their 18th birthday, proceeded against as a youthful offender under KRS 635.020(7) may not be included in the above.

KRS 635.020(7) If a person who is eighteen (18) or older is charged with a felony that occurred prior to their eighteenth birthday, the court shall, upon motion of the county attorney made prior to adjudication and consultation with the Commonwealth's Attorney, the case may proceed in accordance with the provisions of KRS 640.010.

* A case may consist of one or multiple convicted charges, the distinct count on cases counts the case only once.

* Other disposition types include: Denied, Extradition, Grand Jury, Granted, Merged, Mistrial, Grand Jury, Other, Remanded, and Sealed Records.

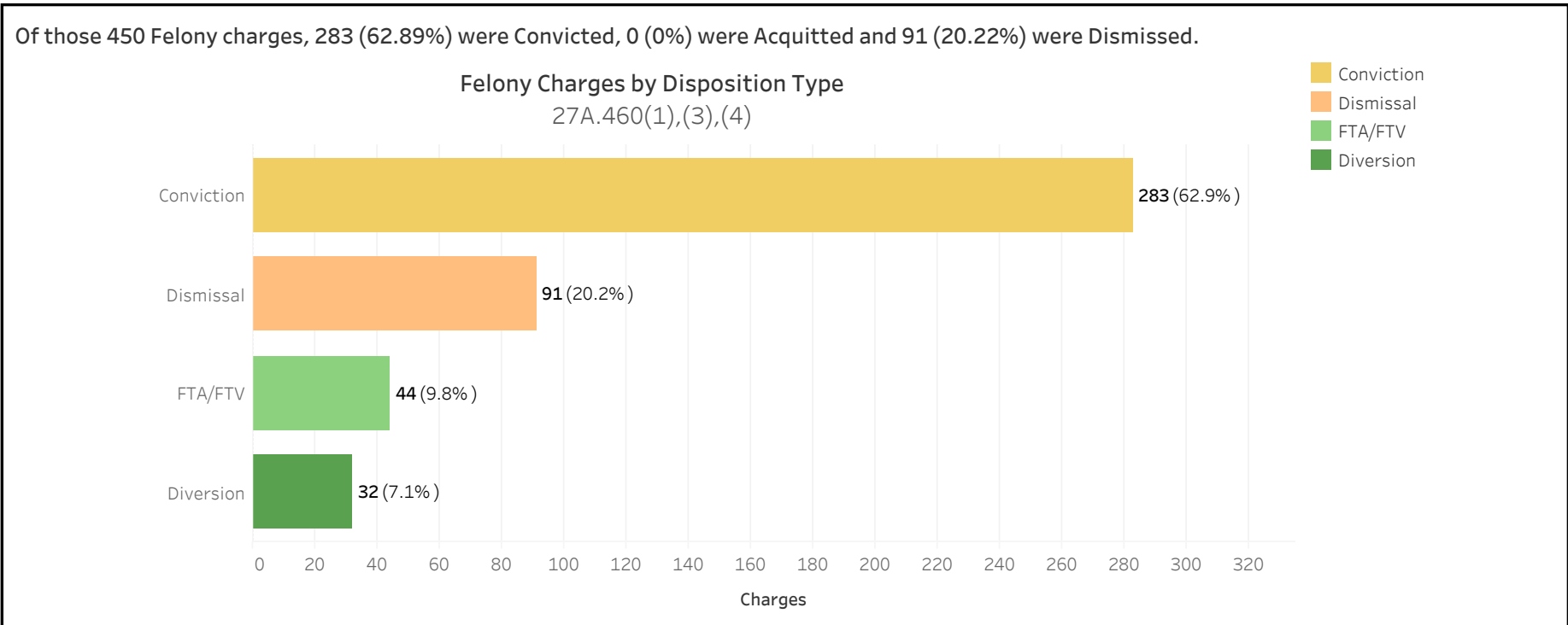


ADMINISTRATIVE OFFICE OF THE COURTS
Research and Statistics
 Annual Report FY 2023
 Circuit Court - Felony Criminal Cases

BOYLE COUNTY

There were 450 Felony level charges and 127 Non-Felony level charges disposed within 326 Circuit Criminal cases during the Fiscal Year. Non-Felony charges include Misdemeanor, Violation, Local Ordinance or Other charges within those cases.

		Charges	Cases
BOYLE	Felony	450	231
	Felony amended to Non-Felony	127	



27A.460(1) Conviction Percentages
 27A.460(3) Percentage of Acquittals
 27A.460(4) Percentage of Dismissals

* A case may consist of one or multiple convicted charges, the distinct count on cases counts the case only once.
 * Other Disposition types include: Denied, Extradition, Grand Jury, Granted, Merged, Mistrial, Grand Jury, Other, Remanded, and Sealed Records.



ADMINISTRATIVE OFFICE OF THE COURTS
Research and Statistics
 Annual Report FY 2023
 Circuit Court - Felony Criminal Cases

BOYLE COUNTY

Felony Charges Convicted by Highest Penalty Type

Penalty Type	FELONY			MISDEMEANOR			VIOLATION			Grand Total		
	Charges	% of Chgs	Cases	Charges	% of Chgs	Cases	Charges	% of Chgs	Cases	Charges	% of Chgs	Cases
Incarcerated Prison	95	33.6%	30							95	17.4%	30
Incarcerated Jail	27	9.5%	21	51	19.5%	31				78	14.3%	45
Alternative: Probation	161	56.9%	110	206	78.9%	125				367	67.1%	187
Alternative Sentence				2	0.8%	2	1	33.3%	1	3	0.5%	3
Pay Fine				1	0.4%	1	2	66.7%	2	3	0.5%	3
Pay Court Cost				1	0.4%	1				1	0.2%	1
Grand Total	283	100.0%	159	261	100.0%	155	3	100.0%	3	547	100.0%	252

27A.460(2) Percentages of fines, imprisonment, or other penalty assessment

Original & Final Plea Type

		GUILTY	NOT GUILTY	UNKNOWN PLEA TYPE	Grand Total
Felony Charges	Original Plea	4 (0.9%)	413 (91.8%)	33 (7.3%)	450 (100.0%)
	Final Plea	331 (73.6%)	86 (19.1%)	33 (7.3%)	450 (100.0%)
Felony amended to Non-Felony	Original Plea		127 (100.0%)		127 (100.0%)
	Final Plea		127 (100.0%)		127 (100.0%)

27A.460(5) Percentage of pleas as charges

27A.460(6) Percentage of pleas to reduce charges

* A case may consist of one or multiple convicted charges, the distinct count on cases counts the case only once.

* Convicted charges, percent of charges and the distinct count of cases are sorted by the highest sentence penalty for each of the convicted charges (Guilty, Guilty - Multiple Counts, Prepayable Citation - Paid or Guilty - Sealed Sentence, Enhanced).



ADMINISTRATIVE OFFICE OF THE COURTS
Research and Statistics
 Annual Report FY 2023
 Circuit Court - Felony Criminal Cases

BOYLE COUNTY

Cases can have multiple charges which are heard either by a Court Trial, Jury Trial, No Trial or by a combination of trial types. Cases are categorized by how all the charges within the case were disposed. If all charges were disposed by the same trial type, it is counted in the separate category, otherwise, it is counted within the Mixed Trial category. If a charge had no trial type entered or it had No Trial, then it is counted in the No Trial category.

Cases by Trial Type
 27A.460(7), (8), (9), (10)

	Jury Trial	Mixed Trial	No Trial	Grand Total
Felony Amended to Non-Felony		4 4.21%	91 95.79%	95 100.00%
Felony Charges	1 0.43%	47 20.35%	183 79.22%	231 100.00%
Felony Convictions	1 0.63%	25 15.72%	133 83.65%	159 100.00%

- 27A.460(7) Percentage of disposition to guilty as charged by trial
- 27A.460(8) Percentage of those found guilty of lesser charge by trial
- 27A.460(9) Percentage of cases where jury trial taken
- 27A.460(10) Percentage of trials which are bench (court) trials

Shock Probation by Disposition Type
 27A.440(3)(b)

	Denied	Granted	Grand Total
0026090 SHOCK PROBATION IN FELONY CONVICTIONS	4 80.00%	1 20.00%	5 100.00%
0026100 SHOCK PROBATION IN MISDEMEANOR CONVICTIONS	1 50.00%	1 50.00%	2 100.00%

27A.440(3)(b) Extracted data on shock probation shall be placed in the annual report of the Administrative Office of the Courts

* A case may consist of one or multiple convicted charges, the distinct count on cases counts the case only once.
 * Other Disposition types include: Denied, Extradition, Grand Jury, Granted, Merged, Mistrial, Grand Jury, Other, Remanded, and Sealed Records.



ADMINISTRATIVE OFFICE OF THE COURTS
Research and Statistics
Annual Report FY 2023
Circuit Court - Felony Criminal Cases
BOYLE COUNTY

Youthful Offenders

There were 0 Felony level charges and 0 Non-Felony level charges disposed within 0 Circuit Criminal cases during the fiscal year. Non-Felony charges include Misdemeanor, Violation, Local Ordinance, or Other charges within those cases.

27A.460(11)

	Charges	Cases
Felony		
Felony Amended to Non-Felony		

27A.460(11) The number of juvenile offenders tried as an adult

Of the 0 Felony level charges disposed within the Youthful Offender cases, 0 (None%) charges were convicted.

Youthful Offender

		Grand Total
Felony Charges by Disposition Type	0	0

Note: A youth charged prior to their 18th birthday, proceeded against as a youthful offender under KRS 635.020(7) may not be included in the above.

KRS 635.020(7) If a person who is eighteen (18) or older is charged with a felony that occurred prior to their eighteenth birthday, the court shall, upon motion of the county attorney made prior to adjudication and consultation with the Commonwealth's Attorney, the case may proceed in accordance with the provisions of KRS 640.010.

* A case may consist of one or multiple convicted charges, the distinct count on cases counts the case only once.

* Other disposition types include: Denied, Extradition, Grand Jury, Granted, Merged, Mistrial, Grand Jury, Other, Remanded, and Sealed Records.

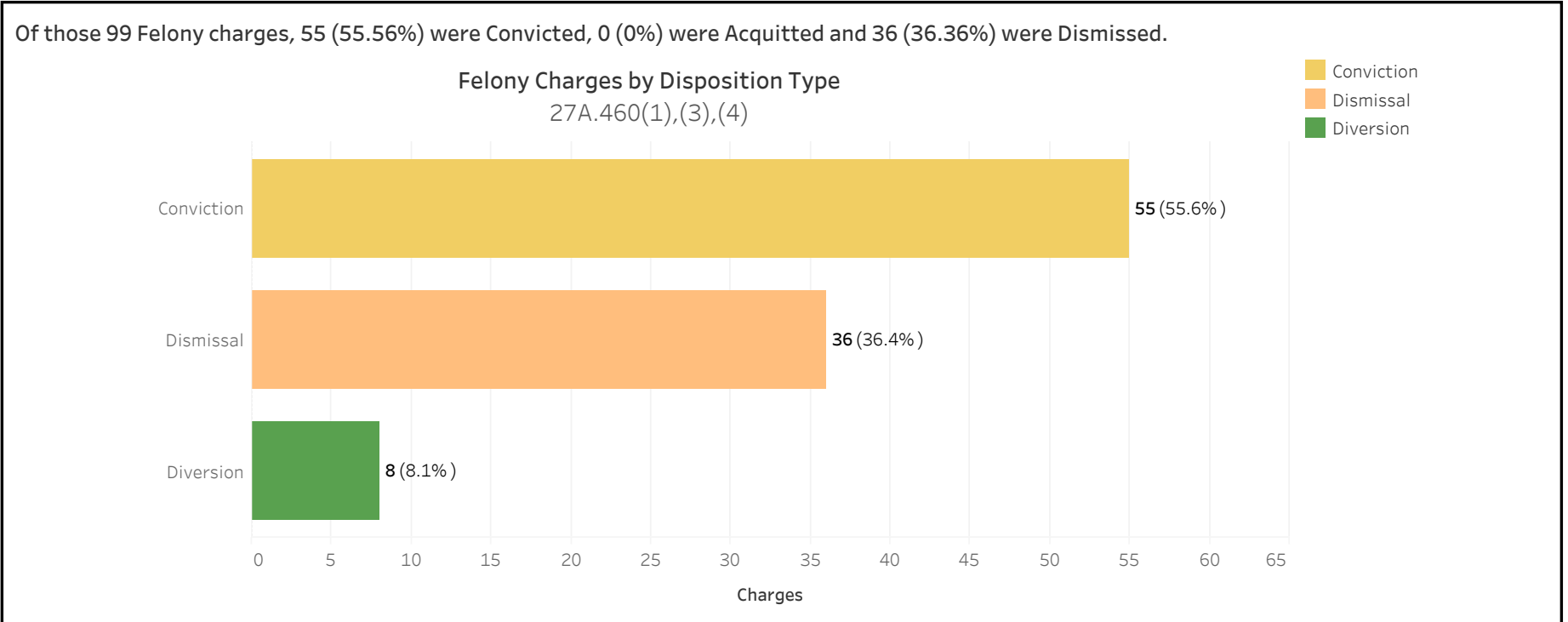


ADMINISTRATIVE OFFICE OF THE COURTS
Research and Statistics
 Annual Report FY 2023
 Circuit Court - Felony Criminal Cases

BRACKEN COUNTY

There were 99 Felony level charges and 7 Non-Felony level charges disposed within 68 Circuit Criminal cases during the Fiscal Year. Non-Felony charges include Misdemeanor, Violation, Local Ordinance or Other charges within those cases.

		Charges	Cases
BRACKEN	Felony	99	61
	Felony amended to Non-Felony	7	



27A.460(1) Conviction Percentages
 27A.460(3) Percentage of Acquittals
 27A.460(4) Percentage of Dismissals

* A case may consist of one or multiple convicted charges, the distinct count on cases counts the case only once.
 * Other Disposition types include: Denied, Extradition, Grand Jury, Granted, Merged, Mistrial, Grand Jury, Other, Remanded, and Sealed Records.



ADMINISTRATIVE OFFICE OF THE COURTS
Research and Statistics
 Annual Report FY 2023
 Circuit Court - Felony Criminal Cases

BRACKEN COUNTY

Felony Charges Convicted by Highest Penalty Type

Penalty Type	FELONY			MISDEMEANOR			VIOLATION			Grand Total		
	Charges	% of Chgs	Cases	Charges	% of Chgs	Cases	Charges	% of Chgs	Cases	Charges	% of Chgs	Cases
Incarcerated Prison	30	54.5%	21							30	24.2%	21
Incarcerated Jail	3	5.5%	3	26	40.0%	18				29	23.4%	20
Alternative: Home Incarcerati..				1	1.5%	1				1	0.8%	1
Alternative: Probation				4	6.2%	2				4	3.2%	2
Alternative: Cond. Discharged	4	7.3%	4	12	18.5%	5				16	12.9%	8
Alternative Sentence	9	16.4%	9	4	6.2%	3				13	10.5%	12
Pay Fine							4	100.0%	4	4	3.2%	4
Pay Court Cost	4	7.3%	4	1	1.5%	1				5	4.0%	5
Other Penalty	5	9.1%	5	17	26.2%	8				22	17.7%	10
Grand Total	55	100.0%	45	65	100.0%	34	4	100.0%	4	124	100.0%	55

27A.460(2) Percentages of fines, imprisonment, or other penalty assessment

Original & Final Plea Type

		GUILTY	NOT GUILTY	UNKNOWN PLEA TYPE	Grand Total
Felony Charges	Original Plea		5 (5.1%)	94 (94.9%)	99 (100.0%)
	Final Plea	1 (1.0%)	4 (4.0%)	94 (94.9%)	99 (100.0%)
Felony amended to Non-Felony	Original Plea			7 (100.0%)	7 (100.0%)
	Final Plea			7 (100.0%)	7 (100.0%)

27A.460(5) Percentage of pleas as charges

27A.460(6) Percentage of pleas to reduce charges

* A case may consist of one or multiple convicted charges, the distinct count on cases counts the case only once.

* Convicted charges, percent of charges and the distinct count of cases are sorted by the highest sentence penalty for each of the convicted charges (Guilty, Guilty - Multiple Counts, Prepayable Citation - Paid or Guilty - Sealed Sentence, Enhanced).



ADMINISTRATIVE OFFICE OF THE COURTS
Research and Statistics
 Annual Report FY 2023
 Circuit Court - Felony Criminal Cases

BRACKEN COUNTY

Cases can have multiple charges which are heard either by a Court Trial, Jury Trial, No Trial or by a combination of trial types. Cases are categorized by how all the charges within the case were disposed. If all charges were disposed by the same trial type, it is counted in the separate category, otherwise, it is counted within the Mixed Trial category. If a charge had no trial type entered or it had No Trial, then it is counted in the No Trial category.

Cases by Trial Type
 27A.460(7), (8), (9), (10)

	Mixed Trial	No Trial	Grand Total
Felony Amended to Non-Felony		7	7
		100.00%	100.00%
Felony Charges	5	56	61
	8.20%	91.80%	100.00%
Felony Convictions	5	40	45
	11.11%	88.89%	100.00%

- 27A.460(7) Percentage of disposition to guilty as charged by trial
- 27A.460(8) Percentage of those found guilty of lesser charge by trial
- 27A.460(9) Percentage of cases where jury trial taken
- 27A.460(10) Percentage of trials which are bench (court) trials

Shock Probation by Disposition Type
 27A.440(3)(b)

	Denied	Granted	Grand Total
0026090 SHOCK PROBATION IN FELONY CONVICTIONS	28	3	31
	90.32%	9.68%	100.00%

27A.440(3)(b) Extracted data on shock probation shall be placed in the annual report of the Administrative Office of the Courts

* A case may consist of one or multiple convicted charges, the distinct count on cases counts the case only once.
 * Other Disposition types include: Denied, Extradition, Grand Jury, Granted, Merged, Mistrial, Grand Jury, Other, Remanded, and Sealed Records.



ADMINISTRATIVE OFFICE OF THE COURTS
Research and Statistics
Annual Report FY 2023
Circuit Court - Felony Criminal Cases
BRACKEN COUNTY

Youthful Offenders

There were 0 Felony level charges and 0 Non-Felony level charges disposed within 0 Circuit Criminal cases during the fiscal year. Non-Felony charges include Misdemeanor, Violation, Local Ordinance, or Other charges within those cases.

27A.460(11)

	Charges	Cases
Felony		
Felony Amended to Non-Felony		

27A.460(11) The number of juvenile offenders tried as an adult

Of the 0 Felony level charges disposed within the Youthful Offender cases, 0 (None%) charges were convicted.

Youthful Offender

		Grand Total
Felony Charges by Disposition Type	0	0

Note: A youth charged prior to their 18th birthday, proceeded against as a youthful offender under KRS 635.020(7) may not be included in the above.

KRS 635.020(7) If a person who is eighteen (18) or older is charged with a felony that occurred prior to their eighteenth birthday, the court shall, upon motion of the county attorney made prior to adjudication and consultation with the Commonwealth's Attorney, the case may proceed in accordance with the provisions of KRS 640.010.

* A case may consist of one or multiple convicted charges, the distinct count on cases counts the case only once.

* Other disposition types include: Denied, Extradition, Grand Jury, Granted, Merged, Mistrial, Grand Jury, Other, Remanded, and Sealed Records.

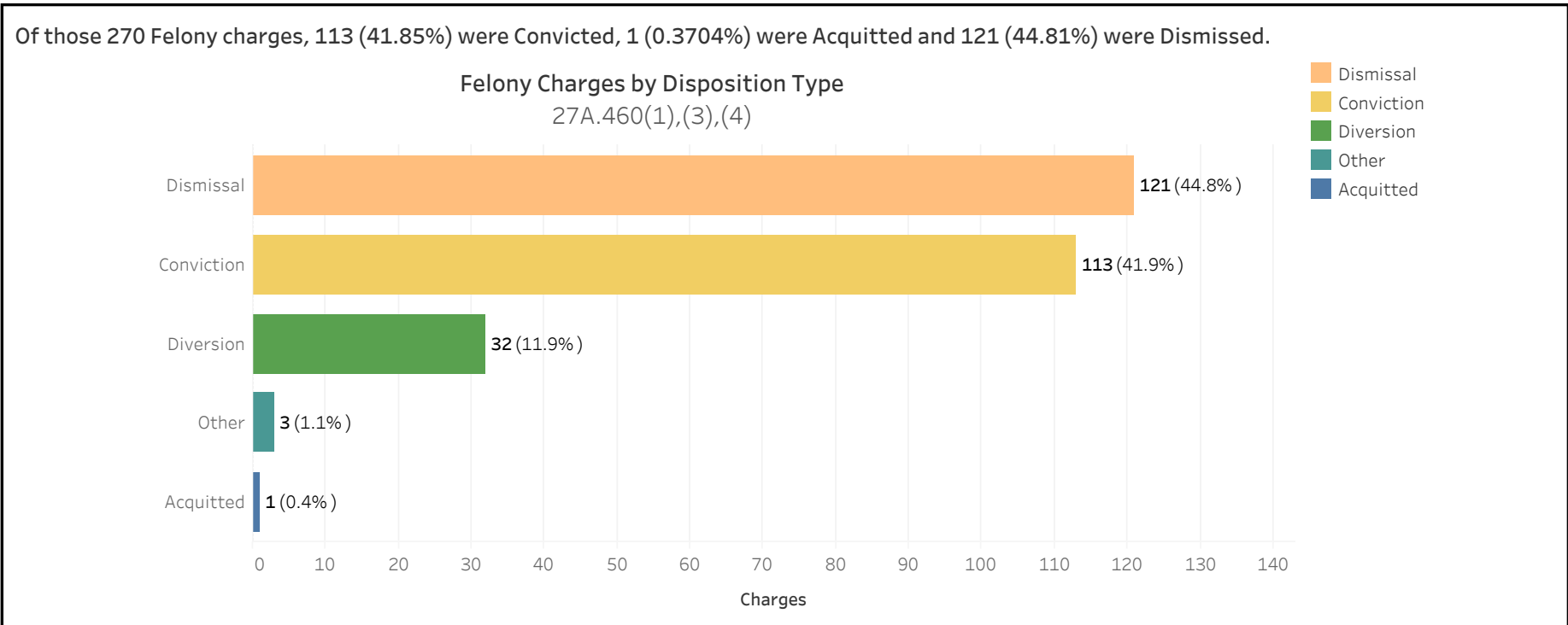


ADMINISTRATIVE OFFICE OF THE COURTS
Research and Statistics
 Annual Report FY 2023
 Circuit Court - Felony Criminal Cases

BREATHITT COUNTY

There were 270 Felony level charges and 8 Non-Felony level charges disposed within 147 Circuit Criminal cases during the Fiscal Year. Non-Felony charges include Misdemeanor, Violation, Local Ordinance or Other charges within those cases.

		Charges	Cases
BREATHITT	Felony	270	140
	Felony amended to Non-Felony	8	



27A.460(1) Conviction Percentages
 27A.460(3) Percentage of Acquittals
 27A.460(4) Percentage of Dismissals

* A case may consist of one or multiple convicted charges, the distinct count on cases counts the case only once.
 * Other Disposition types include: Denied, Extradition, Grand Jury, Granted, Merged, Mistrial, Grand Jury, Other, Remanded, and Sealed Records.



ADMINISTRATIVE OFFICE OF THE COURTS
Research and Statistics
 Annual Report FY 2023
 Circuit Court - Felony Criminal Cases

BREATHITT COUNTY

Felony Charges Convicted by Highest Penalty Type

Penalty Type	FELONY			MISDEMEANOR			VIOLATION			Grand Total		
	Charges	% of Chgs	Cases	Charges	% of Chgs	Cases	Charges	% of Chgs	Cases	Charges	% of Chgs	Cases
Incarcerated Prison	46	40.7%	28	1	2.7%	1				47	30.9%	29
Incarcerated Jail	10	8.8%	8	31	83.8%	23	1	50.0%	1	42	27.6%	29
Alternative: Probation	49	43.4%	36							49	32.2%	36
Alternative: Cond. Discharged				3	8.1%	3				3	2.0%	3
Alternative Sentence	1	0.9%	1	1	2.7%	1				2	1.3%	2
Pay Fine							1	50.0%	1	1	0.7%	1
Other Penalty	6	5.3%	4							6	3.9%	4
No Sentence	1	0.9%	1	1	2.7%	1				2	1.3%	2
Grand Total	113	100.0%	69	37	100.0%	29	2	100.0%	2	152	100.0%	79

27A.460(2) Percentages of fines, imprisonment, or other penalty assessment

Original & Final Plea Type

		NOT GUILTY	UNKNOWN PLEA TYPE	Grand Total
Felony Charges	Original Plea	9 (3.3%)	261 (96.7%)	270 (100.0%)
	Final Plea	9 (3.3%)	261 (96.7%)	270 (100.0%)
Felony amended to Non-Felony	Original Plea		8 (100.0%)	8 (100.0%)
	Final Plea		8 (100.0%)	8 (100.0%)

27A.460(5) Percentage of pleas as charges

27A.460(6) Percentage of pleas to reduce charges

* A case may consist of one or multiple convicted charges, the distinct count on cases counts the case only once.

* Convicted charges, percent of charges and the distinct count of cases are sorted by the highest sentence penalty for each of the convicted charges (Guilty, Guilty - Multiple Counts, Prepayable Citation - Paid or Guilty - Sealed Sentence, Enhanced).



ADMINISTRATIVE OFFICE OF THE COURTS
Research and Statistics
 Annual Report FY 2023
 Circuit Court - Felony Criminal Cases

BREATHITT COUNTY

Cases can have multiple charges which are heard either by a Court Trial, Jury Trial, No Trial or by a combination of trial types. Cases are categorized by how all the charges within the case were disposed. If all charges were disposed by the same trial type, it is counted in the separate category, otherwise, it is counted within the Mixed Trial category. If a charge had no trial type entered or it had No Trial, then it is counted in the No Trial category.

Cases by Trial Type
 27A.460(7), (8), (9), (10)

	Mixed Trial	No Trial	Grand Total
Felony Amended to Non-Felony	1 14.29%	6 85.71%	7 100.00%
Felony Charges	7 5.00%	133 95.00%	140 100.00%
Felony Convictions	5 7.25%	64 92.75%	69 100.00%

- 27A.460(7) Percentage of disposition to guilty as charged by trial
- 27A.460(8) Percentage of those found guilty of lesser charge by trial
- 27A.460(9) Percentage of cases where jury trial taken
- 27A.460(10) Percentage of trials which are bench (court) trials

Shock Probation by Disposition Type
 27A.440(3)(b)

	Denied	Granted	Grand Total
0026090 SHOCK PROBATION IN FELONY CONVICTIONS	3 75.00%	1 25.00%	4 100.00%

27A.440(3)(b) Extracted data on shock probation shall be placed in the annual report of the Administrative Office of the Courts

* A case may consist of one or multiple convicted charges, the distinct count on cases counts the case only once.
 * Other Disposition types include: Denied, Extradition, Grand Jury, Granted, Merged, Mistrial, Grand Jury, Other, Remanded, and Sealed Records.



ADMINISTRATIVE OFFICE OF THE COURTS
Research and Statistics
Annual Report FY 2023
Circuit Court - Felony Criminal Cases
BREATHITT COUNTY

Youthful Offenders

There were 1 Felony level charges and 0 Non-Felony level charges disposed within 1 Circuit Criminal cases during the fiscal year. Non-Felony charges include Misdemeanor, Violation, Local Ordinance, or Other charges within those cases.

27A.460(11)

	Charges	Cases
Felony	1	1
Felony Amended to Non-Felony	0	0

27A.460(11) The number of juvenile offenders tried as an adult

Of the 1 Felony level charges disposed within the Youthful Offender cases, 0 (0%) charges were convicted.

Youthful Offender

	Diversion	Grand Total
Felony Charges by Disposition Type	1	1

Note: A youth charged prior to their 18th birthday, proceeded against as a youthful offender under KRS 635.020(7) may not be included in the above.

KRS 635.020(7) If a person who is eighteen (18) or older is charged with a felony that occurred prior to their eighteenth birthday, the court shall, upon motion of the county attorney made prior to adjudication and consultation with the Commonwealth's Attorney, the case may proceed in accordance with the provisions of KRS 640.010.

* A case may consist of one or multiple convicted charges, the distinct count on cases counts the case only once.

* Other disposition types include: Denied, Extradition, Grand Jury, Granted, Merged, Mistrial, Grand Jury, Other, Remanded, and Sealed Records.

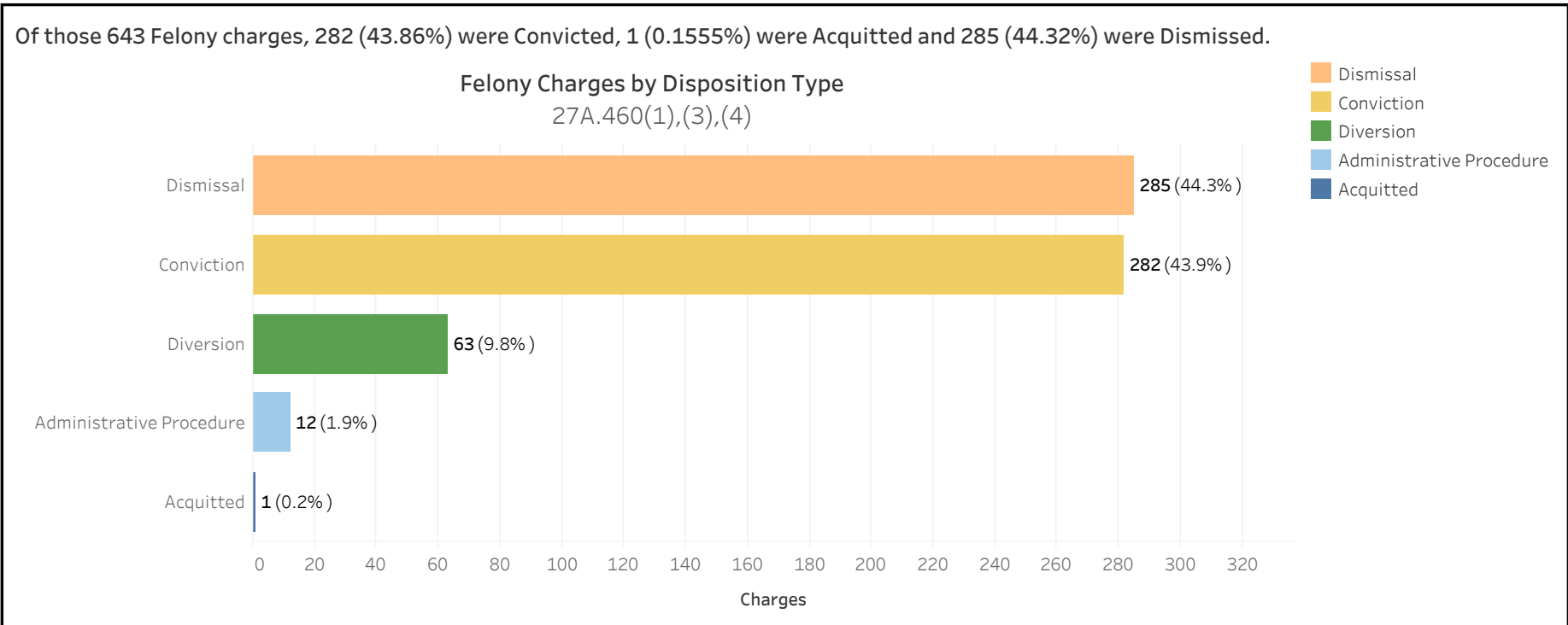


ADMINISTRATIVE OFFICE OF THE COURTS
Research and Statistics
 Annual Report FY 2023
 Circuit Court - Felony Criminal Cases

BRECKINRIDGE COUNTY

There were 643 Felony level charges and 21 Non-Felony level charges disposed within 355 Circuit Criminal cases during the Fiscal Year. Non-Felony charges include Misdemeanor, Violation, Local Ordinance or Other charges within those cases.

		Charges	Cases
BRECKINRIDGE	Felony	643	339
	Felony amended to Non-Felony	21	



27A.460(1) Conviction Percentages
 27A.460(3) Percentage of Acquittals
 27A.460(4) Percentage of Dismissals

* A case may consist of one or multiple convicted charges, the distinct count on cases counts the case only once.
 * Other Disposition types include: Denied, Extradition, Grand Jury, Granted, Merged, Mistrial, Grand Jury, Other, Remanded, and Sealed Records.



ADMINISTRATIVE OFFICE OF THE COURTS
Research and Statistics
 Annual Report FY 2023
 Circuit Court - Felony Criminal Cases

BRECKINRIDGE COUNTY

Felony Charges Convicted by Highest Penalty Type

Penalty Type	FELONY			MISDEMEANOR			VIOLATION			Grand Total		
	Charges	% of Chgs	Cases	Charges	% of Chgs	Cases	Charges	% of Chgs	Cases	Charges	% of Chgs	Cases
Incarcerated Prison	92	36.5%	41							92	23.5%	41
Incarcerated Jail	35	13.9%	22	54	39.7%	30				89	22.7%	42
Alternative: Probation	3	1.2%	3	8	5.9%	6				11	2.8%	9
Alternative: Cond. Discharged				1	0.7%	1				1	0.3%	1
Alternative Sentence	1	0.4%	1	8	5.9%	5				9	2.3%	6
Pay Fine				8	5.9%	8	4	100.0%	2	12	3.1%	10
Pay Court Cost	10	4.0%	10							10	2.6%	10
Other Penalty	109	43.3%	79	56	41.2%	37				165	42.1%	84
No Sentence	2	0.8%	2	1	0.7%	1				3	0.8%	2
Grand Total	252	100.0%	151	136	100.0%	81	4	100.0%	2	392	100.0%	175

27A.460(2) Percentages of fines, imprisonment, or other penalty assessment

Original & Final Plea Type

		GUILTY	NOT GUILTY	UNKNOWN PLEA TYPE	Grand Total
Felony Charges	Original Plea	46 (7.2%)	491 (76.4%)	106 (16.5%)	643 (100.0%)
	Final Plea	354 (55.1%)	183 (28.5%)	106 (16.5%)	643 (100.0%)
Felony amended to Non-Felony	Original Plea		16 (76.2%)	5 (23.8%)	21 (100.0%)
	Final Plea		16 (76.2%)	5 (23.8%)	21 (100.0%)

27A.460(5) Percentage of pleas as charges

27A.460(6) Percentage of pleas to reduce charges

* A case may consist of one or multiple convicted charges, the distinct count on cases counts the case only once.

* Convicted charges, percent of charges and the distinct count of cases are sorted by the highest sentence penalty for each of the convicted charges (Guilty, Guilty - Multiple Counts, Prepayable Citation - Paid or Guilty - Sealed Sentence, Enhanced).



ADMINISTRATIVE OFFICE OF THE COURTS
Research and Statistics
 Annual Report FY 2023
 Circuit Court - Felony Criminal Cases

BRECKINRIDGE COUNTY

Cases can have multiple charges which are heard either by a Court Trial, Jury Trial, No Trial or by a combination of trial types. Cases are categorized by how all the charges within the case were disposed. If all charges were disposed by the same trial type, it is counted in the separate category, otherwise, it is counted within the Mixed Trial category. If a charge had no trial type entered or it had No Trial, then it is counted in the No Trial category.

Cases by Trial Type
 27A.460(7), (8), (9), (10)

	Jury Trial	Mixed Trial	No Trial	Grand Total
Felony Amended to Non-Felony			16	16
			100.00%	100.00%
Felony Charges	2	5	332	339
	0.59%	1.47%	97.94%	100.00%
Felony Convictions	2	3	146	151
	1.32%	1.99%	96.69%	100.00%

- 27A.460(7) Percentage of disposition to guilty as charged by trial
- 27A.460(8) Percentage of those found guilty of lesser charge by trial
- 27A.460(9) Percentage of cases where jury trial taken
- 27A.460(10) Percentage of trials which are bench (court) trials

Shock Probation by Disposition Type
 27A.440(3)(b)

	Denied	Granted	Grand Total
0026090 SHOCK PROBATION IN FELONY CONVICTIONS	36	7	43
	83.72%	16.28%	100.00%

27A.440(3)(b) Extracted data on shock probation shall be placed in the annual report of the Administrative Office of the Courts

* A case may consist of one or multiple convicted charges, the distinct count on cases counts the case only once.
 * Other Disposition types include: Denied, Extradition, Grand Jury, Granted, Merged, Mistrial, Grand Jury, Other, Remanded, and Sealed Records.



ADMINISTRATIVE OFFICE OF THE COURTS
Research and Statistics
Annual Report FY 2023
Circuit Court - Felony Criminal Cases
BRECKINRIDGE COUNTY

Youthful Offenders

There were 0 Felony level charges and 0 Non-Felony level charges disposed within 0 Circuit Criminal cases during the fiscal year. Non-Felony charges include Misdemeanor, Violation, Local Ordinance, or Other charges within those cases.

27A.460(11)

	Charges	Cases
Felony		
Felony Amended to Non-Felony		

27A.460(11) The number of juvenile offenders tried as an adult

Of the 0 Felony level charges disposed within the Youthful Offender cases, 0 (None%) charges were convicted.

Youthful Offender

		Grand Total
Felony Charges by Disposition Type	0	0

Note: A youth charged prior to their 18th birthday, proceeded against as a youthful offender under KRS 635.020(7) may not be included in the above.

KRS 635.020(7) If a person who is eighteen (18) or older is charged with a felony that occurred prior to their eighteenth birthday, the court shall, upon motion of the county attorney made prior to adjudication and consultation with the Commonwealth's Attorney, the case may proceed in accordance with the provisions of KRS 640.010.

* A case may consist of one or multiple convicted charges, the distinct count on cases counts the case only once.

* Other disposition types include: Denied, Extradition, Grand Jury, Granted, Merged, Mistrial, Grand Jury, Other, Remanded, and Sealed Records.

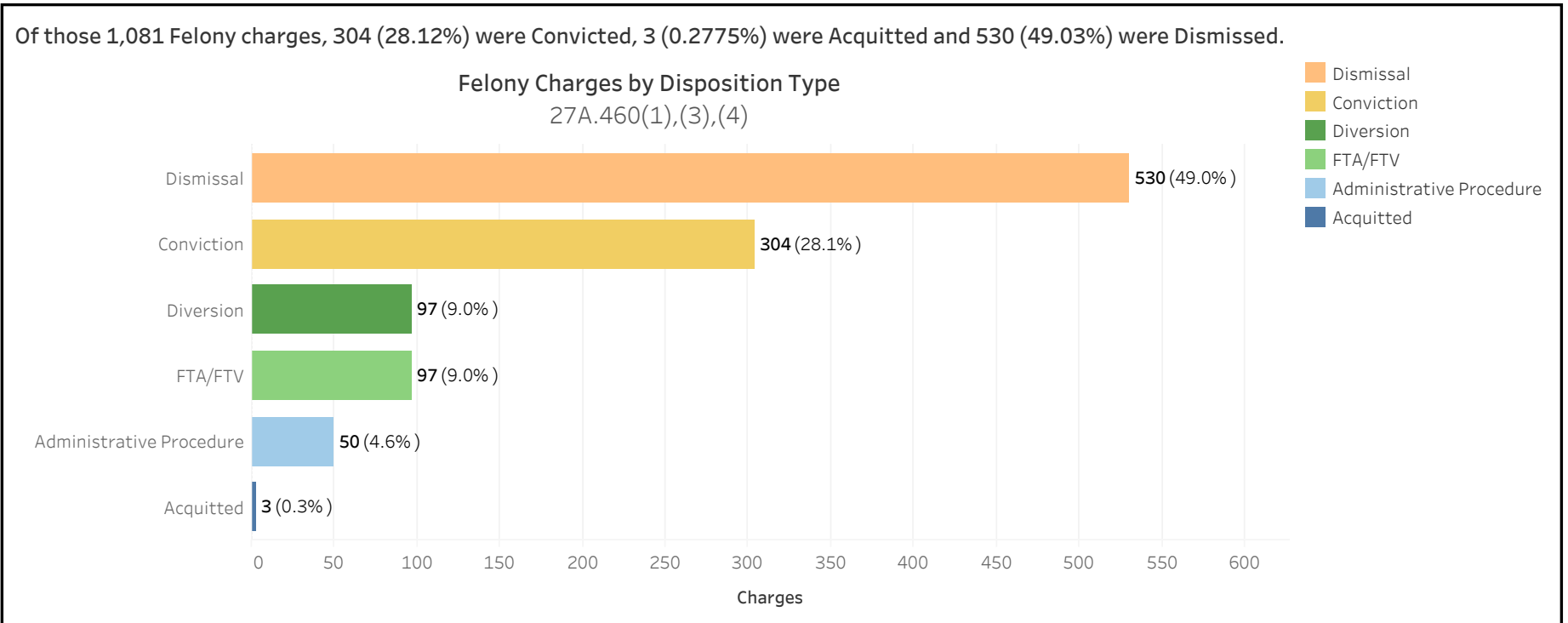


ADMINISTRATIVE OFFICE OF THE COURTS
Research and Statistics
 Annual Report FY 2023
 Circuit Court - Felony Criminal Cases

BULLITT COUNTY

There were 1,081 Felony level charges and 93 Non-Felony level charges disposed within 591 Circuit Criminal cases during the Fiscal Year. Non-Felony charges include Misdemeanor, Violation, Local Ordinance or Other charges within those cases.

		Charges	Cases
BULLITT	Felony	1,081	504
	Felony amended to Non-Felony	93	



27A.460(1) Conviction Percentages
 27A.460(3) Percentage of Acquittals
 27A.460(4) Percentage of Dismissals

* A case may consist of one or multiple convicted charges, the distinct count on cases counts the case only once.
 * Other Disposition types include: Denied, Extradition, Grand Jury, Granted, Merged, Mistrial, Grand Jury, Other, Remanded, and Sealed Records.



ADMINISTRATIVE OFFICE OF THE COURTS
Research and Statistics
 Annual Report FY 2023
 Circuit Court - Felony Criminal Cases

BULLITT COUNTY

Felony Charges Convicted by Highest Penalty Type

Penalty Type	FELONY			MISDEMEANOR			VIOLATION			Grand Total		
	Charges	% of Chgs	Cases	Charges	% of Chgs	Cases	Charges	% of Chgs	Cases	Charges	% of Chgs	Cases
Incarcerated Prison	90	29.8%	62							90	20.2%	62
Incarcerated Jail	48	15.9%	34	47	33.3%	41				95	21.3%	71
Alternative: Home Incarcerati..				1	0.7%	1				1	0.2%	1
Alternative: Probation	161	53.3%	123	25	17.7%	23				186	41.8%	136
Alternative: Cond. Discharged	3	1.0%	3	64	45.4%	55				67	15.1%	58
Alternative Sentence				2	1.4%	2				2	0.4%	2
Pay Fine							2	100.0%	1	2	0.4%	1
Pay Court Cost				1	0.7%	1				1	0.2%	1
No Sentence				1	0.7%	1				1	0.2%	1
Grand Total	302	100.0%	221	141	100.0%	119	2	100.0%	1	445	100.0%	321

27A.460(2) Percentages of fines, imprisonment, or other penalty assessment

Original & Final Plea Type

		GUILTY	NOT GUILTY	UNKNOWN PLEA TYPE	Grand Total
Felony Charges	Original Plea	20 (1.9%)	692 (64.0%)	369 (34.1%)	1,081 (100.0%)
	Final Plea	342 (31.6%)	370 (34.2%)	369 (34.1%)	1,081 (100.0%)
Felony amended to Non-Felony	Original Plea	1 (1.1%)	33 (35.5%)	59 (63.4%)	93 (100.0%)
	Final Plea	4 (4.3%)	30 (32.3%)	59 (63.4%)	93 (100.0%)

27A.460(5) Percentage of pleas as charges

27A.460(6) Percentage of pleas to reduce charges

* A case may consist of one or multiple convicted charges, the distinct count on cases counts the case only once.

* Convicted charges, percent of charges and the distinct count of cases are sorted by the highest sentence penalty for each of the convicted charges (Guilty, Guilty - Multiple Counts, Prepayable Citation - Paid or Guilty - Sealed Sentence, Enhanced).



ADMINISTRATIVE OFFICE OF THE COURTS
Research and Statistics
 Annual Report FY 2023
 Circuit Court - Felony Criminal Cases

BULLITT COUNTY

Cases can have multiple charges which are heard either by a Court Trial, Jury Trial, No Trial or by a combination of trial types. Cases are categorized by how all the charges within the case were disposed. If all charges were disposed by the same trial type, it is counted in the separate category, otherwise, it is counted within the Mixed Trial category. If a charge had no trial type entered or it had No Trial, then it is counted in the No Trial category.

Cases by Trial Type
 27A.460(7), (8), (9), (10)

	Jury Trial	Mixed Trial	No Trial	Grand Total
Felony Amended to Non-Felony		1 1.15%	86 98.85%	87 100.00%
Felony Charges	3 0.60%	3 0.60%	498 98.81%	504 100.00%
Felony Convictions		1 0.45%	220 99.55%	221 100.00%

- 27A.460(7) Percentage of disposition to guilty as charged by trial
- 27A.460(8) Percentage of those found guilty of lesser charge by trial
- 27A.460(9) Percentage of cases where jury trial taken
- 27A.460(10) Percentage of trials which are bench (court) trials

Shock Probation by Disposition Type
 27A.440(3)(b)

	Denied	Granted	Grand Total
0026090 SHOCK PROBATION IN FELONY CONVICTIONS	47 67.14%	23 32.86%	70 100.00%
0026100 SHOCK PROBATION IN MISDEMEANOR CONVICTIONS	1 100.00%		1 100.00%

27A.440(3)(b) Extracted data on shock probation shall be placed in the annual report of the Administrative Office of the Courts

* A case may consist of one or multiple convicted charges, the distinct count on cases counts the case only once.
 * Other Disposition types include: Denied, Extradition, Grand Jury, Granted, Merged, Mistrial, Grand Jury, Other, Remanded, and Sealed Records.



ADMINISTRATIVE OFFICE OF THE COURTS
Research and Statistics
Annual Report FY 2023
Circuit Court - Felony Criminal Cases
BULLITT COUNTY

Youthful Offenders

There were 5 Felony level charges and 0 Non-Felony level charges disposed within 1 Circuit Criminal cases during the fiscal year. Non-Felony charges include Misdemeanor, Violation, Local Ordinance, or Other charges within those cases.

27A.460(11)

	Charges	Cases
Felony	5	1
Felony Amended to Non-Felony	0	0

27A.460(11) The number of juvenile offenders tried as an adult

Of the 5 Felony level charges disposed within the Youthful Offender cases, 0 (0%) charges were convicted.

Youthful Offender

	Dismissal	Grand Total
Felony Charges by Disposition Type	5	5

Note: A youth charged prior to their 18th birthday, proceeded against as a youthful offender under KRS 635.020(7) may not be included in the above.

KRS 635.020(7) If a person who is eighteen (18) or older is charged with a felony that occurred prior to their eighteenth birthday, the court shall, upon motion of the county attorney made prior to adjudication and consultation with the Commonwealth's Attorney, the case may proceed in accordance with the provisions of KRS 640.010.

* A case may consist of one or multiple convicted charges, the distinct count on cases counts the case only once.

* Other disposition types include: Denied, Extradition, Grand Jury, Granted, Merged, Mistrial, Grand Jury, Other, Remanded, and Sealed Records.

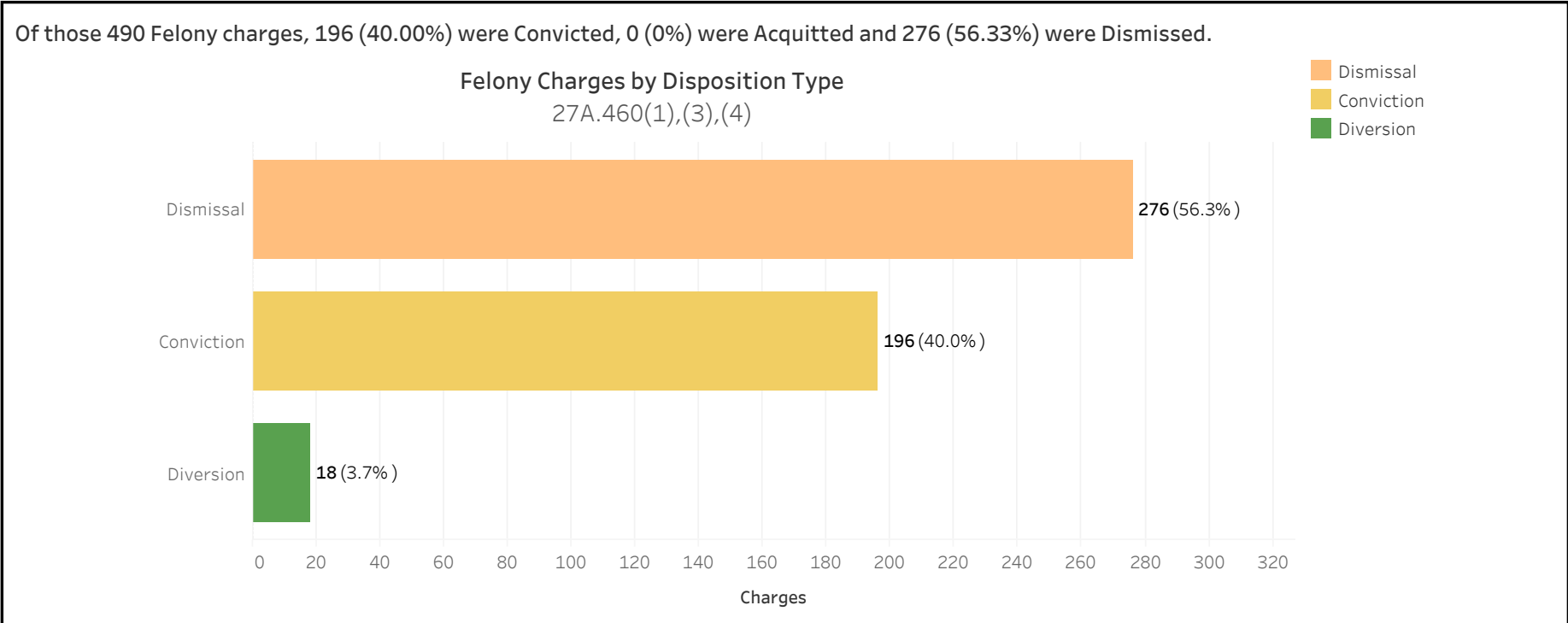


ADMINISTRATIVE OFFICE OF THE COURTS
Research and Statistics
 Annual Report FY 2023
 Circuit Court - Felony Criminal Cases

BUTLER COUNTY

There were 490 Felony level charges and 20 Non-Felony level charges disposed within 232 Circuit Criminal cases during the Fiscal Year. Non-Felony charges include Misdemeanor, Violation, Local Ordinance or Other charges within those cases.

		Charges	Cases
BUTLER	Felony	490	213
	Felony amended to Non-Felony	20	



27A.460(1) Conviction Percentages
 27A.460(3) Percentage of Acquittals
 27A.460(4) Percentage of Dismissals

* A case may consist of one or multiple convicted charges, the distinct count on cases counts the case only once.
 * Other Disposition types include: Denied, Extradition, Grand Jury, Granted, Merged, Mistrial, Grand Jury, Other, Remanded, and Sealed Records.



ADMINISTRATIVE OFFICE OF THE COURTS
Research and Statistics
 Annual Report FY 2023
 Circuit Court - Felony Criminal Cases

BUTLER COUNTY

Felony Charges Convicted by Highest Penalty Type

Penalty Type	FELONY			MISDEMEANOR			Grand Total		
	Charges	% of Chgs	Cases	Charges	% of Chgs	Cases	Charges	% of Chgs	Cases
Incarcerated Prison	82	41.8%	58				82	33.3%	58
Incarcerated Jail	34	17.3%	32	20	40.0%	15	54	22.0%	44
Alternative: Probation	74	37.8%	54	29	58.0%	23	103	41.9%	70
Alternative: Cond. Discharged	2	1.0%	2	1	2.0%	1	3	1.2%	3
Alternative Sentence	1	0.5%	1				1	0.4%	1
Other Penalty	3	1.5%	2				3	1.2%	2
Grand Total	196	100.0%	141	50	100.0%	39	246	100.0%	165

27A.460(2) Percentages of fines, imprisonment, or other penalty assessment

Original & Final Plea Type

		NOT GUILTY	UNKNOWN PLEA TYPE	Grand Total
Felony Charges	Original Plea	5 (1.0%)	485 (99.0%)	490 (100.0%)
	Final Plea	5 (1.0%)	485 (99.0%)	490 (100.0%)
Felony amended to Non-Felony	Original Plea		20 (100.0%)	20 (100.0%)
	Final Plea		20 (100.0%)	20 (100.0%)

27A.460(5) Percentage of pleas as charges

27A.460(6) Percentage of pleas to reduce charges

* A case may consist of one or multiple convicted charges, the distinct count on cases counts the case only once.

* Convicted charges, percent of charges and the distinct count of cases are sorted by the highest sentence penalty for each of the convicted charges (Guilty, Guilty - Multiple Counts, Prepayable Citation - Paid or Guilty - Sealed Sentence, Enhanced).



ADMINISTRATIVE OFFICE OF THE COURTS
Research and Statistics
 Annual Report FY 2023
 Circuit Court - Felony Criminal Cases

BUTLER COUNTY

Cases can have multiple charges which are heard either by a Court Trial, Jury Trial, No Trial or by a combination of trial types. Cases are categorized by how all the charges within the case were disposed. If all charges were disposed by the same trial type, it is counted in the separate category, otherwise, it is counted within the Mixed Trial category. If a charge had no trial type entered or it had No Trial, then it is counted in the No Trial category.

Cases by Trial Type
 27A.460(7), (8), (9), (10)

	Mixed Trial	No Trial	Grand Total
Felony Amended to Non-Felony	3 15.79%	16 84.21%	19 100.00%
Felony Charges	45 21.13%	168 78.87%	213 100.00%
Felony Convictions	30 21.28%	111 78.72%	141 100.00%

- 27A.460(7) Percentage of disposition to guilty as charged by trial
- 27A.460(8) Percentage of those found guilty of lesser charge by trial
- 27A.460(9) Percentage of cases where jury trial taken
- 27A.460(10) Percentage of trials which are bench (court) trials

Shock Probation by Disposition Type
 27A.440(3)(b)

	Denied	Granted	Withdrawn	Grand Total
0026090 SHOCK PROBATION IN FELONY CONVICTIONS	57 34.97%	105 64.42%	1 0.61%	163 100.00%

27A.440(3)(b) Extracted data on shock probation shall be placed in the annual report of the Administrative Office of the Courts

* A case may consist of one or multiple convicted charges, the distinct count on cases counts the case only once.
 * Other Disposition types include: Denied, Extradition, Grand Jury, Granted, Merged, Mistrial, Grand Jury, Other, Remanded, and Sealed Records.



ADMINISTRATIVE OFFICE OF THE COURTS
Research and Statistics
Annual Report FY 2023
Circuit Court - Felony Criminal Cases
BUTLER COUNTY

Youthful Offenders

There were 0 Felony level charges and 0 Non-Felony level charges disposed within 0 Circuit Criminal cases during the fiscal year. Non-Felony charges include Misdemeanor, Violation, Local Ordinance, or Other charges within those cases.

27A.460(11)

	Charges	Cases
Felony		
Felony Amended to Non-Felony		

27A.460(11) The number of juvenile offenders tried as an adult

Of the 0 Felony level charges disposed within the Youthful Offender cases, 0 (None%) charges were convicted.

Youthful Offender

		Grand Total
Felony Charges by Disposition Type	0	0

Note: A youth charged prior to their 18th birthday, proceeded against as a youthful offender under KRS 635.020(7) may not be included in the above.

KRS 635.020(7) If a person who is eighteen (18) or older is charged with a felony that occurred prior to their eighteenth birthday, the court shall, upon motion of the county attorney made prior to adjudication and consultation with the Commonwealth's Attorney, the case may proceed in accordance with the provisions of KRS 640.010.

* A case may consist of one or multiple convicted charges, the distinct count on cases counts the case only once.

* Other disposition types include: Denied, Extradition, Grand Jury, Granted, Merged, Mistrial, Grand Jury, Other, Remanded, and Sealed Records.

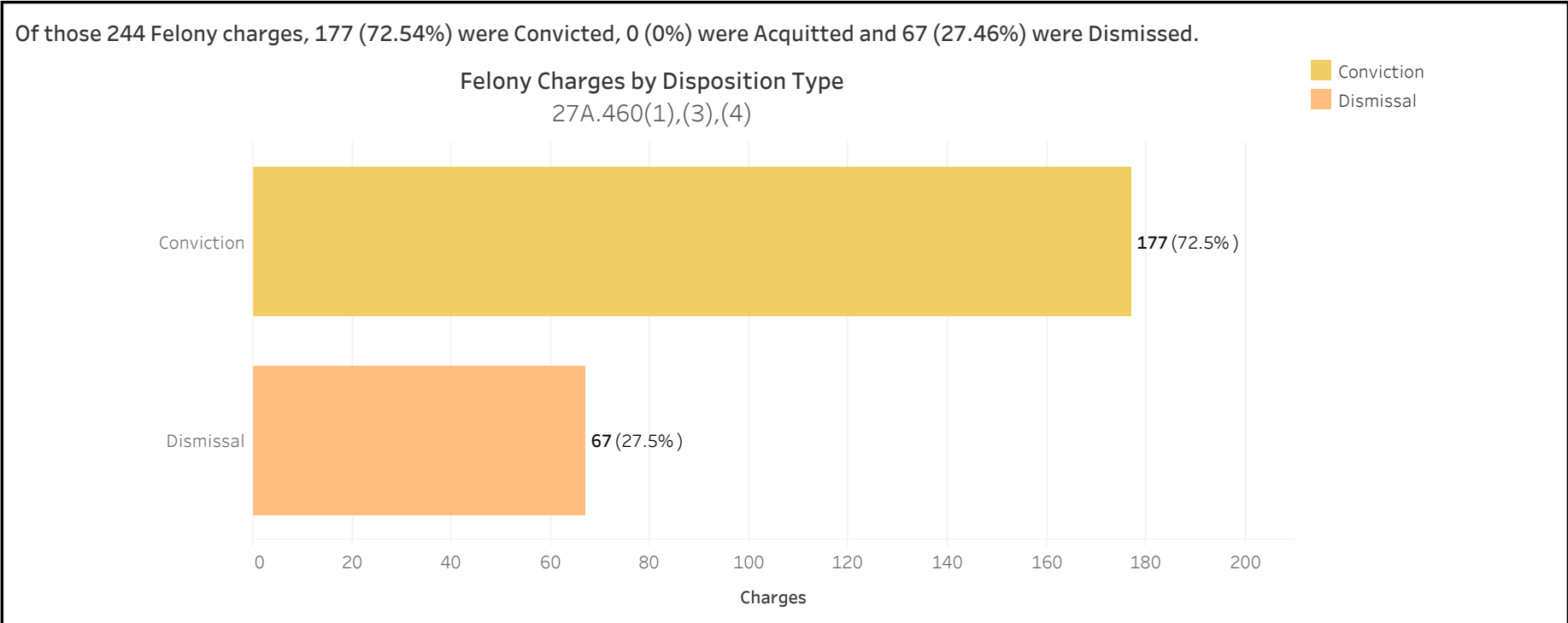


ADMINISTRATIVE OFFICE OF THE COURTS
Research and Statistics
 Annual Report FY 2023
 Circuit Court - Felony Criminal Cases

CALDWELL COUNTY

There were 244 Felony level charges and 11 Non-Felony level charges disposed within 168 Circuit Criminal cases during the Fiscal Year. Non-Felony charges include Misdemeanor, Violation, Local Ordinance or Other charges within those cases.

		Charges	Cases
CALDWELL	Felony	244	158
	Felony amended to Non-Felony	11	



27A.460(1) Conviction Percentages
 27A.460(3) Percentage of Acquittals
 27A.460(4) Percentage of Dismissals

* A case may consist of one or multiple convicted charges, the distinct count on cases counts the case only once.
 * Other Disposition types include: Denied, Extradition, Grand Jury, Granted, Merged, Mistrial, Grand Jury, Other, Remanded, and Sealed Records.



ADMINISTRATIVE OFFICE OF THE COURTS
Research and Statistics
 Annual Report FY 2023
 Circuit Court - Felony Criminal Cases

CALDWELL COUNTY

Felony Charges Convicted by Highest Penalty Type

Penalty Type	FELONY			MISDEMEANOR			VIOLATION			Grand Total		
	Charges	% of Chgs	Cases	Charges	% of Chgs	Cases	Charges	% of Chgs	Cases	Charges	% of Chgs	Cases
Incarcerated Prison	136	76.8%	91							136	38.4%	91
Incarcerated Jail	6	3.4%	6	102	61.1%	56				108	30.5%	58
Alternative: Probation	35	19.8%	32	58	34.7%	31				93	26.3%	40
Alternative Sentence				2	1.2%	2	1	10.0%	1	3	0.8%	3
Pay Fine				3	1.8%	3	5	50.0%	4	8	2.3%	7
Other Penalty				2	1.2%	2	4	40.0%	1	6	1.7%	2
Grand Total	177	100.0%	129	167	100.0%	88	10	100.0%	6	354	100.0%	141

27A.460(2) Percentages of fines, imprisonment, or other penalty assessment

Original & Final Plea Type

		GUILTY	NOT GUILTY	UNKNOWN PLEA TYPE	Grand Total
		Felony Charges	Original Plea	33 (13.5%)	198 (81.1%)
	Final Plea	175 (71.7%)	56 (23.0%)	13 (5.3%)	244 (100.0%)
Felony amended to Non-Felony	Original Plea		11 (100.0%)		11 (100.0%)
	Final Plea		11 (100.0%)		11 (100.0%)

27A.460(5) Percentage of pleas as charges

27A.460(6) Percentage of pleas to reduce charges

* A case may consist of one or multiple convicted charges, the distinct count on cases counts the case only once.

* Convicted charges, percent of charges and the distinct count of cases are sorted by the highest sentence penalty for each of the convicted charges (Guilty, Guilty - Multiple Counts, Prepayable Citation - Paid or Guilty - Sealed Sentence, Enhanced).



ADMINISTRATIVE OFFICE OF THE COURTS
Research and Statistics
 Annual Report FY 2023
 Circuit Court - Felony Criminal Cases

CALDWELL COUNTY

Cases can have multiple charges which are heard either by a Court Trial, Jury Trial, No Trial or by a combination of trial types. Cases are categorized by how all the charges within the case were disposed. If all charges were disposed by the same trial type, it is counted in the separate category, otherwise, it is counted within the Mixed Trial category. If a charge had no trial type entered or it had No Trial, then it is counted in the No Trial category.

Cases by Trial Type
 27A.460(7), (8), (9), (10)

	Mixed Trial	No Trial	Grand Total
Felony Amended to Non-Felony		10	10
		100.00%	100.00%
Felony Charges	4	154	158
	2.53%	97.47%	100.00%
Felony Convictions	3	126	129
	2.33%	97.67%	100.00%

- 27A.460(7) Percentage of disposition to guilty as charged by trial
- 27A.460(8) Percentage of those found guilty of lesser charge by trial
- 27A.460(9) Percentage of cases where jury trial taken
- 27A.460(10) Percentage of trials which are bench (court) trials

Shock Probation by Disposition Type
 27A.440(3)(b)

	Denied	Granted	Grand Total
0026090 SHOCK PROBATION IN FELONY CONVICTIONS	73	46	119
	61.34%	38.66%	100.00%

27A.440(3)(b) Extracted data on shock probation shall be placed in the annual report of the Administrative Office of the Courts

* A case may consist of one or multiple convicted charges, the distinct count on cases counts the case only once.
 * Other Disposition types include: Denied, Extradition, Grand Jury, Granted, Merged, Mistrial, Grand Jury, Other, Remanded, and Sealed Records.



ADMINISTRATIVE OFFICE OF THE COURTS
Research and Statistics
 Annual Report FY 2023
 Circuit Court - Felony Criminal Cases
CALDWELL COUNTY

Youthful Offenders

There were 0 Felony level charges and 0 Non-Felony level charges disposed within 0 Circuit Criminal cases during the fiscal year. Non-Felony charges include Misdemeanor, Violation, Local Ordinance, or Other charges within those cases.

27A.460(11)

	Charges	Cases
Felony		
Felony Amended to Non-Felony		

27A.460(11) The number of juvenile offenders tried as an adult

Of the 0 Felony level charges disposed within the Youthful Offender cases, 0 (None%) charges were convicted.

Youthful Offender

		Grand Total
Felony Charges by Disposition Type	0	0

Note: A youth charged prior to their 18th birthday, proceeded against as a youthful offender under KRS 635.020(7) may not be included in the above.

KRS 635.020(7) If a person who is eighteen (18) or older is charged with a felony that occurred prior to their eighteenth birthday, the court shall, upon motion of the county attorney made prior to adjudication and consultation with the Commonwealth's Attorney, the case may proceed in accordance with the provisions of KRS 640.010.

* A case may consist of one or multiple convicted charges, the distinct count on cases counts the case only once.

* Other disposition types include: Denied, Extradition, Grand Jury, Granted, Merged, Mistrial, Grand Jury, Other, Remanded, and Sealed Records.

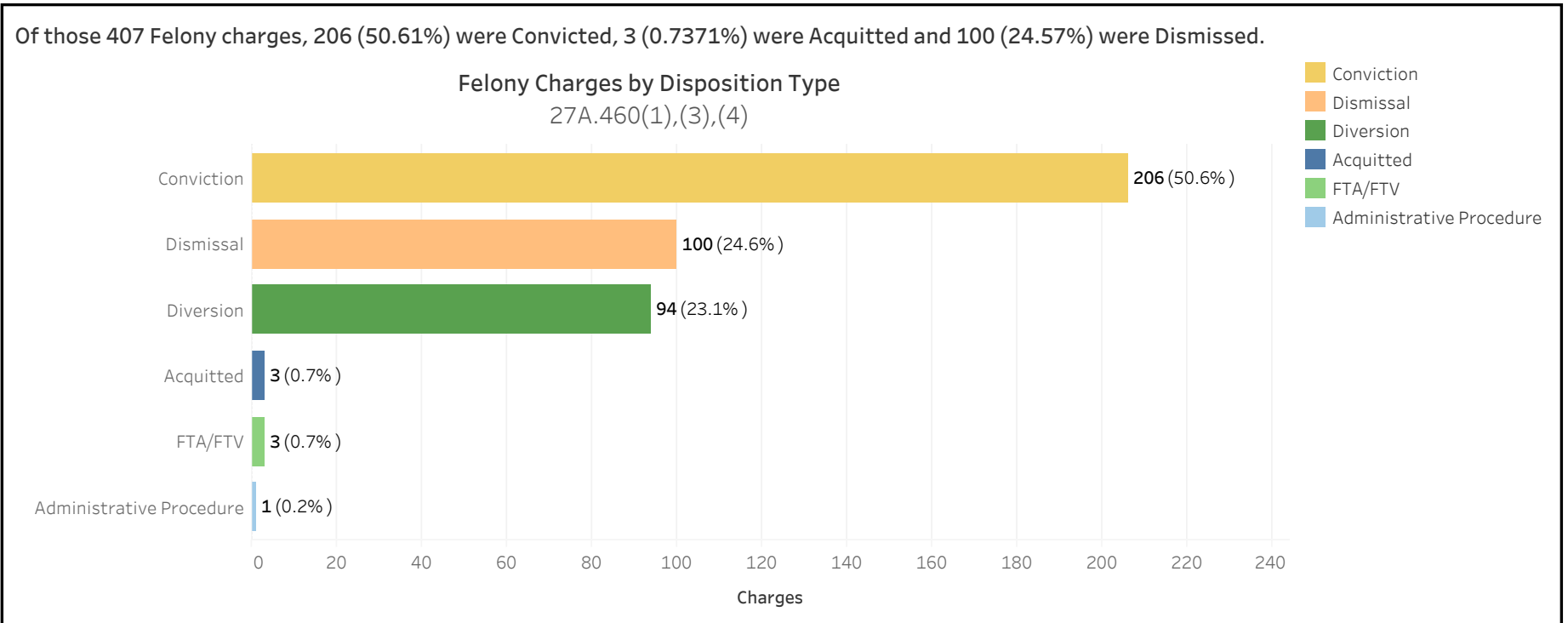


ADMINISTRATIVE OFFICE OF THE COURTS
Research and Statistics
 Annual Report FY 2023
 Circuit Court - Felony Criminal Cases

CALLOWAY COUNTY

There were 407 Felony level charges and 17 Non-Felony level charges disposed within 287 Circuit Criminal cases during the Fiscal Year. Non-Felony charges include Misdemeanor, Violation, Local Ordinance or Other charges within those cases.

		Charges	Cases
CALLOWAY	Felony	407	271
	Felony amended to Non-Felony	17	



27A.460(1) Conviction Percentages
 27A.460(3) Percentage of Acquittals
 27A.460(4) Percentage of Dismissals

* A case may consist of one or multiple convicted charges, the distinct count on cases counts the case only once.
 * Other Disposition types include: Denied, Extradition, Grand Jury, Granted, Merged, Mistrial, Grand Jury, Other, Remanded, and Sealed Records.



ADMINISTRATIVE OFFICE OF THE COURTS
Research and Statistics
 Annual Report FY 2023
 Circuit Court - Felony Criminal Cases

CALLOWAY COUNTY

Felony Charges Convicted by Highest Penalty Type

Penalty Type	FELONY			MISDEMEANOR			VIOLATION			Grand Total		
	Charges	% of Chgs	Cases	Charges	% of Chgs	Cases	Charges	% of Chgs	Cases	Charges	% of Chgs	Cases
Incarcerated Prison	101	49.8%	53							101	31.8%	53
Incarcerated Jail	9	4.4%	8	36	31.6%	22				45	14.2%	29
Alternative: Probation	7	3.4%	7							7	2.2%	7
Alternative: Cond. Discharged	1	0.5%	1	65	57.0%	44				66	20.8%	45
Alternative Sentence	81	39.9%	64	10	8.8%	3				91	28.6%	64
Pay Fine							1	100.0%	1	1	0.3%	1
Pay Court Cost				1	0.9%	1				1	0.3%	1
Other Penalty	3	1.5%	3	2	1.8%	2				5	1.6%	5
No Sentence	1	0.5%	1							1	0.3%	1
Grand Total	203	100.0%	135	114	100.0%	71	1	100.0%	1	318	100.0%	172

27A.460(2) Percentages of fines, imprisonment, or other penalty assessment

Original & Final Plea Type

		NOT GUILTY	UNKNOWN PLEA TYPE	Grand Total
Felony Charges	Original Plea	3 (0.7%)	404 (99.3%)	407 (100.0%)
	Final Plea	3 (0.7%)	404 (99.3%)	407 (100.0%)
Felony amended to Non-Felony	Original Plea		17 (100.0%)	17 (100.0%)
	Final Plea		17 (100.0%)	17 (100.0%)

27A.460(5) Percentage of pleas as charges

27A.460(6) Percentage of pleas to reduce charges

* A case may consist of one or multiple convicted charges, the distinct count on cases counts the case only once.

* Convicted charges, percent of charges and the distinct count of cases are sorted by the highest sentence penalty for each of the convicted charges (Guilty, Guilty - Multiple Counts, Prepayable Citation - Paid or Guilty - Sealed Sentence, Enhanced).



ADMINISTRATIVE OFFICE OF THE COURTS
Research and Statistics
 Annual Report FY 2023
 Circuit Court - Felony Criminal Cases

CALLOWAY COUNTY

Cases can have multiple charges which are heard either by a Court Trial, Jury Trial, No Trial or by a combination of trial types. Cases are categorized by how all the charges within the case were disposed. If all charges were disposed by the same trial type, it is counted in the separate category, otherwise, it is counted within the Mixed Trial category. If a charge had no trial type entered or it had No Trial, then it is counted in the No Trial category.

Cases by Trial Type
 27A.460(7), (8), (9), (10)

	Jury Trial	Mixed Trial	No Trial	Grand Total
Felony Amended to Non-Felony		2 12.50%	14 87.50%	16 100.00%
Felony Charges	1 0.37%	29 10.70%	241 88.93%	271 100.00%
Felony Convictions		23 16.91%	113 83.09%	136 100.00%

- 27A.460(7) Percentage of disposition to guilty as charged by trial
- 27A.460(8) Percentage of those found guilty of lesser charge by trial
- 27A.460(9) Percentage of cases where jury trial taken
- 27A.460(10) Percentage of trials which are bench (court) trials

Shock Probation by Disposition Type
 27A.440(3)(b)

	Denied	Granted	Grand Total
0026090 SHOCK PROBATION IN FELONY CONVICTIONS	84 77.06%	25 22.94%	109 100.00%

27A.440(3)(b) Extracted data on shock probation shall be placed in the annual report of the Administrative Office of the Courts

* A case may consist of one or multiple convicted charges, the distinct count on cases counts the case only once.
 * Other Disposition types include: Denied, Extradition, Grand Jury, Granted, Merged, Mistrial, Grand Jury, Other, Remanded, and Sealed Records.



ADMINISTRATIVE OFFICE OF THE COURTS
Research and Statistics
 Annual Report FY 2023
 Circuit Court - Felony Criminal Cases
CALLOWAY COUNTY

Youthful Offenders

There were 0 Felony level charges and 0 Non-Felony level charges disposed within 0 Circuit Criminal cases during the fiscal year. Non-Felony charges include Misdemeanor, Violation, Local Ordinance, or Other charges within those cases.

27A.460(11)

	Charges	Cases
Felony		
Felony Amended to Non-Felony		

27A.460(11) The number of juvenile offenders tried as an adult

Of the 0 Felony level charges disposed within the Youthful Offender cases, 0 (None%) charges were convicted.

Youthful Offender

	Grand Total
Felony Charges by Disposition Type	0

Note: A youth charged prior to their 18th birthday, proceeded against as a youthful offender under KRS 635.020(7) may not be included in the above.

KRS 635.020(7) If a person who is eighteen (18) or older is charged with a felony that occurred prior to their eighteenth birthday, the court shall, upon motion of the county attorney made prior to adjudication and consultation with the Commonwealth's Attorney, the case may proceed in accordance with the provisions of KRS 640.010.

* A case may consist of one or multiple convicted charges, the distinct count on cases counts the case only once.

* Other disposition types include: Denied, Extradition, Grand Jury, Granted, Merged, Mistrial, Grand Jury, Other, Remanded, and Sealed Records.

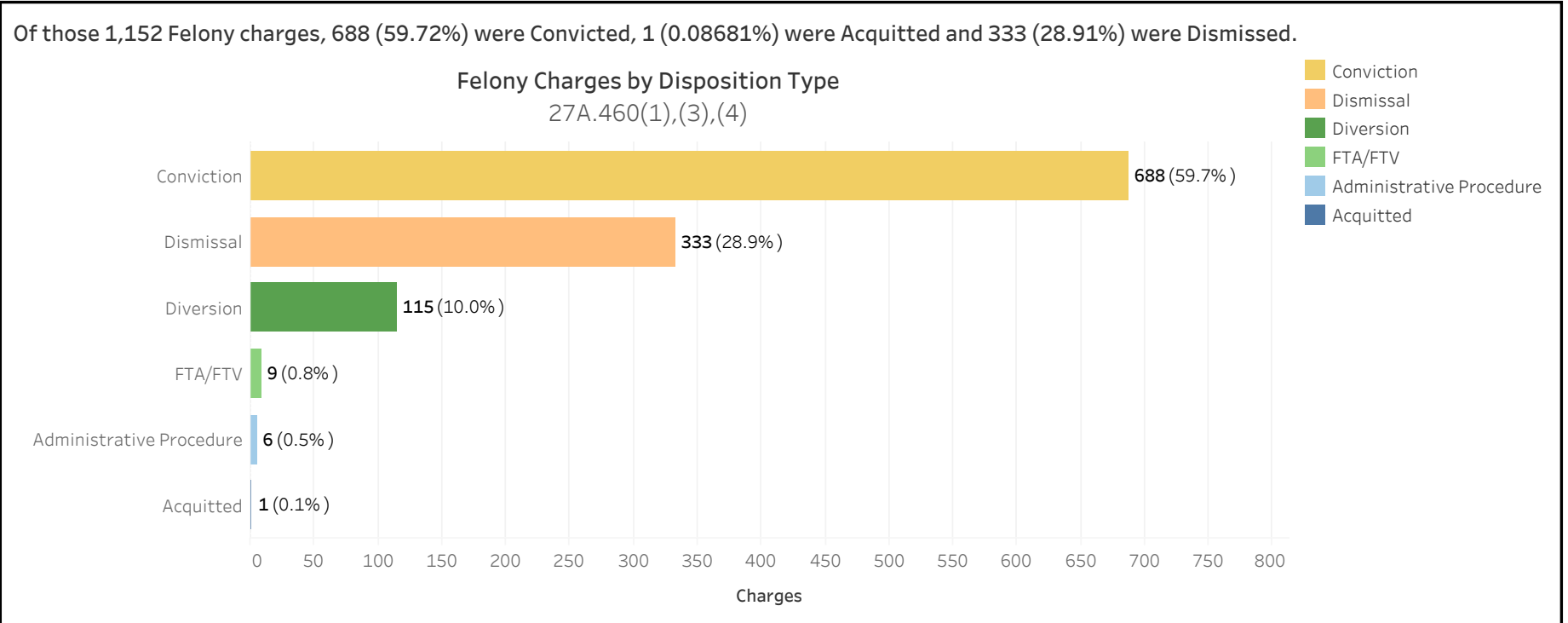


ADMINISTRATIVE OFFICE OF THE COURTS
Research and Statistics
 Annual Report FY 2023
 Circuit Court - Felony Criminal Cases

CAMPBELL COUNTY

There were 1,152 Felony level charges and 28 Non-Felony level charges disposed within 771 Circuit Criminal cases during the Fiscal Year. Non-Felony charges include Misdemeanor, Violation, Local Ordinance or Other charges within those cases.

		Charges	Cases
CAMPBELL	Felony	1,152	743
	Felony amended to Non-Felony	28	



27A.460(1) Conviction Percentages
 27A.460(3) Percentage of Acquittals
 27A.460(4) Percentage of Dismissals

* A case may consist of one or multiple convicted charges, the distinct count on cases counts the case only once.
 * Other Disposition types include: Denied, Extradition, Grand Jury, Granted, Merged, Mistrial, Grand Jury, Other, Remanded, and Sealed Records.



ADMINISTRATIVE OFFICE OF THE COURTS
Research and Statistics
 Annual Report FY 2023
 Circuit Court - Felony Criminal Cases

CAMPBELL COUNTY

Felony Charges Convicted by Highest Penalty Type

Penalty Type	FELONY			MISDEMEANOR			VIOLATION			Grand Total		
	Charges	% of Chgs	Cases	Charges	% of Chgs	Cases	Charges	% of Chgs	Cases	Charges	% of Chgs	Cases
Incarcerated Prison	334	49.3%	149	1	0.2%	1				335	29.4%	149
Incarcerated Jail	122	18.0%	98	186	40.8%	113				308	27.0%	163
Alternative: Probation	220	32.5%	176	238	52.2%	152	3	37.5%	3	461	40.4%	235
Alternative: Cond. Discharged				23	5.0%	16				23	2.0%	16
Alternative Sentence	1	0.1%	1	6	1.3%	4	1	12.5%	1	8	0.7%	6
Pay Fine				1	0.2%	1	4	50.0%	4	5	0.4%	5
Pay Court Cost				1	0.2%	1				1	0.1%	1
Grand Total	677	100.0%	418	456	100.0%	280	8	100.0%	8	1,141	100.0%	496

27A.460(2) Percentages of fines, imprisonment, or other penalty assessment

Original & Final Plea Type

		GUILTY	NOT GUILTY	UNKNOWN PLEA TYPE	Grand Total
Felony Charges	Original Plea	27 (2.3%)	752 (65.3%)	373 (32.4%)	1,152 (100.0%)
	Final Plea	778 (67.5%)	1 (0.1%)	373 (32.4%)	1,152 (100.0%)
Felony amended to Non-Felony	Original Plea		1 (3.6%)	27 (96.4%)	28 (100.0%)
	Final Plea	1 (3.6%)		27 (96.4%)	28 (100.0%)

27A.460(5) Percentage of pleas as charges

27A.460(6) Percentage of pleas to reduce charges

* A case may consist of one or multiple convicted charges, the distinct count on cases counts the case only once.

* Convicted charges, percent of charges and the distinct count of cases are sorted by the highest sentence penalty for each of the convicted charges (Guilty, Guilty - Multiple Counts, Prepayable Citation - Paid or Guilty - Sealed Sentence, Enhanced).



ADMINISTRATIVE OFFICE OF THE COURTS
Research and Statistics
 Annual Report FY 2023
 Circuit Court - Felony Criminal Cases

CAMPBELL COUNTY

Cases can have multiple charges which are heard either by a Court Trial, Jury Trial, No Trial or by a combination of trial types. Cases are categorized by how all the charges within the case were disposed. If all charges were disposed by the same trial type, it is counted in the separate category, otherwise, it is counted within the Mixed Trial category. If a charge had no trial type entered or it had No Trial, then it is counted in the No Trial category.

Cases by Trial Type
 27A.460(7), (8), (9), (10)

	Jury Trial	Mixed Trial	No Trial	Grand Total
Felony Amended to Non-Felony		5 17.86%	23 82.14%	28 100.00%
Felony Charges	1 0.13%	4 0.54%	738 99.33%	743 100.00%
Felony Convictions		2 0.48%	417 99.52%	419 100.00%

- 27A.460(7) Percentage of disposition to guilty as charged by trial
- 27A.460(8) Percentage of those found guilty of lesser charge by trial
- 27A.460(9) Percentage of cases where jury trial taken
- 27A.460(10) Percentage of trials which are bench (court) trials

Shock Probation by Disposition Type
 27A.440(3)(b)

	Denied	Granted	Grand Total
0026090 SHOCK PROBATION IN FELONY CONVICTIONS	22 84.62%	4 15.38%	26 100.00%

27A.440(3)(b) Extracted data on shock probation shall be placed in the annual report of the Administrative Office of the Courts

* A case may consist of one or multiple convicted charges, the distinct count on cases counts the case only once.
 * Other Disposition types include: Denied, Extradition, Grand Jury, Granted, Merged, Mistrial, Grand Jury, Other, Remanded, and Sealed Records.



ADMINISTRATIVE OFFICE OF THE COURTS
Research and Statistics
Annual Report FY 2023
Circuit Court - Felony Criminal Cases
CAMPBELL COUNTY

Youthful Offenders

There were 6 Felony level charges and 0 Non-Felony level charges disposed within 1 Circuit Criminal cases during the fiscal year. Non-Felony charges include Misdemeanor, Violation, Local Ordinance, or Other charges within those cases.

27A.460(11)

	Charges	Cases
Felony	6	1
Felony Amended to Non-Felony	0	0

27A.460(11) The number of juvenile offenders tried as an adult

Of the 6 Felony level charges disposed within the Youthful Offender cases, 6 (100.0%) charges were convicted.

Youthful Offender

	Conviction	Grand Total
Felony Charges by Disposition Type	6	6

Note: A youth charged prior to their 18th birthday, proceeded against as a youthful offender under KRS 635.020(7) may not be included in the above.

KRS 635.020(7) If a person who is eighteen (18) or older is charged with a felony that occurred prior to their eighteenth birthday, the court shall, upon motion of the county attorney made prior to adjudication and consultation with the Commonwealth's Attorney, the case may proceed in accordance with the provisions of KRS 640.010.

* A case may consist of one or multiple convicted charges, the distinct count on cases counts the case only once.

* Other disposition types include: Denied, Extradition, Grand Jury, Granted, Merged, Mistrial, Grand Jury, Other, Remanded, and Sealed Records.

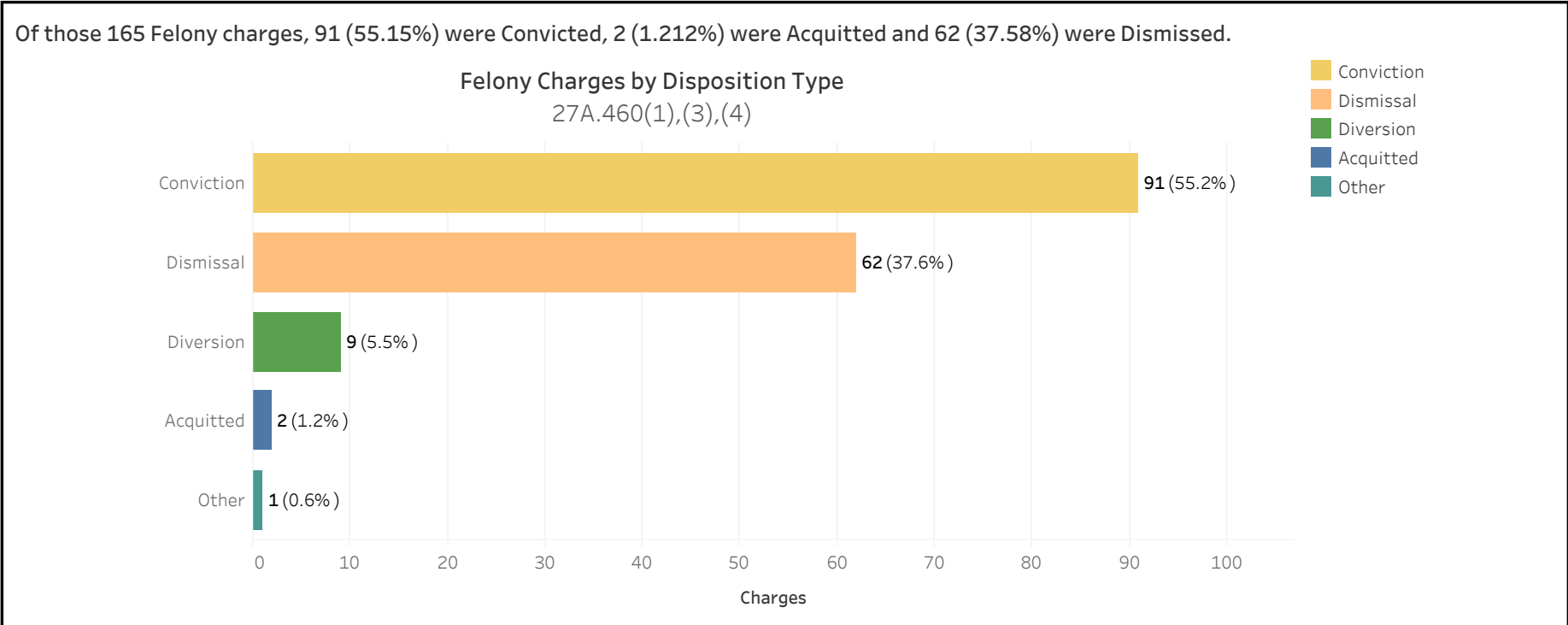


ADMINISTRATIVE OFFICE OF THE COURTS
Research and Statistics
 Annual Report FY 2023
 Circuit Court - Felony Criminal Cases

CARLISLE COUNTY

There were 165 Felony level charges and 35 Non-Felony level charges disposed within 109 Circuit Criminal cases during the Fiscal Year. Non-Felony charges include Misdemeanor, Violation, Local Ordinance or Other charges within those cases.

		Charges	Cases
CARLISLE	Felony	165	84
	Felony amended to Non-Felony	35	



27A.460(1) Conviction Percentages
 27A.460(3) Percentage of Acquittals
 27A.460(4) Percentage of Dismissals

* A case may consist of one or multiple convicted charges, the distinct count on cases counts the case only once.
 * Other Disposition types include: Denied, Extradition, Grand Jury, Granted, Merged, Mistrial, Grand Jury, Other, Remanded, and Sealed Records.



ADMINISTRATIVE OFFICE OF THE COURTS
Research and Statistics
 Annual Report FY 2023
 Circuit Court - Felony Criminal Cases

CARLISLE COUNTY

Felony Charges Convicted by Highest Penalty Type

Penalty Type	FELONY			MISDEMEANOR			VIOLATION			Grand Total		
	Charges	% of Chgs	Cases	Charges	% of Chgs	Cases	Charges	% of Chgs	Cases	Charges	% of Chgs	Cases
Incarcerated Prison	48	52.7%	33							48	24.1%	33
Incarcerated Jail	7	7.7%	7	37	40.2%	24				44	22.1%	27
Alternative: Probation	1	1.1%	1							1	0.5%	1
Alternative: Cond. Discharged	6	6.6%	6	11	12.0%	6				17	8.5%	9
Alternative Sentence	28	30.8%	20	22	23.9%	13				50	25.1%	27
Pay Fine				2	2.2%	2	16	100.0%	13	18	9.0%	13
Other Penalty	1	1.1%	1	20	21.7%	13				21	10.6%	14
Grand Total	91	100.0%	63	92	100.0%	53	16	100.0%	13	199	100.0%	73

27A.460(2) Percentages of fines, imprisonment, or other penalty assessment

Original & Final Plea Type

		GUILTY	NOT GUILTY	UNKNOWN PLEA TYPE	Grand Total
Felony Charges	Original Plea	23 (13.9%)	40 (24.2%)	102 (61.8%)	165 (100.0%)
	Final Plea	55 (33.3%)	8 (4.8%)	102 (61.8%)	165 (100.0%)
Felony amended to Non-Felony	Original Plea			35 (100.0%)	35 (100.0%)
	Final Plea			35 (100.0%)	35 (100.0%)

27A.460(5) Percentage of pleas as charges

27A.460(6) Percentage of pleas to reduce charges

* A case may consist of one or multiple convicted charges, the distinct count on cases counts the case only once.

* Convicted charges, percent of charges and the distinct count of cases are sorted by the highest sentence penalty for each of the convicted charges (Guilty, Guilty - Multiple Counts, Prepayable Citation - Paid or Guilty - Sealed Sentence, Enhanced).



ADMINISTRATIVE OFFICE OF THE COURTS
Research and Statistics
 Annual Report FY 2023
 Circuit Court - Felony Criminal Cases

CARLISLE COUNTY

Cases can have multiple charges which are heard either by a Court Trial, Jury Trial, No Trial or by a combination of trial types. Cases are categorized by how all the charges within the case were disposed. If all charges were disposed by the same trial type, it is counted in the separate category, otherwise, it is counted within the Mixed Trial category. If a charge had no trial type entered or it had No Trial, then it is counted in the No Trial category.

Cases by Trial Type
 27A.460(7), (8), (9), (10)

	Jury Trial	Mixed Trial	No Trial	Grand Total
Felony Amended to Non-Felony		2	23	25
		8.00%	92.00%	100.00%
Felony Charges	3	6	75	84
	3.57%	7.14%	89.29%	100.00%
Felony Convictions	2	5	56	63
	3.17%	7.94%	88.89%	100.00%

- 27A.460(7) Percentage of disposition to guilty as charged by trial
- 27A.460(8) Percentage of those found guilty of lesser charge by trial
- 27A.460(9) Percentage of cases where jury trial taken
- 27A.460(10) Percentage of trials which are bench (court) trials

Shock Probation by Disposition Type
 27A.440(3)(b)

	Denied	Granted	Grand Total
0026090 SHOCK PROBATION IN FELONY CONVICTIONS	28	5	33
	84.85%	15.15%	100.00%

27A.440(3)(b) Extracted data on shock probation shall be placed in the annual report of the Administrative Office of the Courts

* A case may consist of one or multiple convicted charges, the distinct count on cases counts the case only once.
 * Other Disposition types include: Denied, Extradition, Grand Jury, Granted, Merged, Mistrial, Grand Jury, Other, Remanded, and Sealed Records.



ADMINISTRATIVE OFFICE OF THE COURTS
Research and Statistics
Annual Report FY 2023
Circuit Court - Felony Criminal Cases
CARLISLE COUNTY

Youthful Offenders

There were 0 Felony level charges and 0 Non-Felony level charges disposed within 0 Circuit Criminal cases during the fiscal year. Non-Felony charges include Misdemeanor, Violation, Local Ordinance, or Other charges within those cases.

27A.460(11)

	Charges	Cases
Felony		
Felony Amended to Non-Felony		

27A.460(11) The number of juvenile offenders tried as an adult

Of the 0 Felony level charges disposed within the Youthful Offender cases, 0 (None%) charges were convicted.

Youthful Offender

		Grand Total
Felony Charges by Disposition Type	0	0

Note: A youth charged prior to their 18th birthday, proceeded against as a youthful offender under KRS 635.020(7) may not be included in the above.

KRS 635.020(7) If a person who is eighteen (18) or older is charged with a felony that occurred prior to their eighteenth birthday, the court shall, upon motion of the county attorney made prior to adjudication and consultation with the Commonwealth's Attorney, the case may proceed in accordance with the provisions of KRS 640.010.

* A case may consist of one or multiple convicted charges, the distinct count on cases counts the case only once.

* Other disposition types include: Denied, Extradition, Grand Jury, Granted, Merged, Mistrial, Grand Jury, Other, Remanded, and Sealed Records.

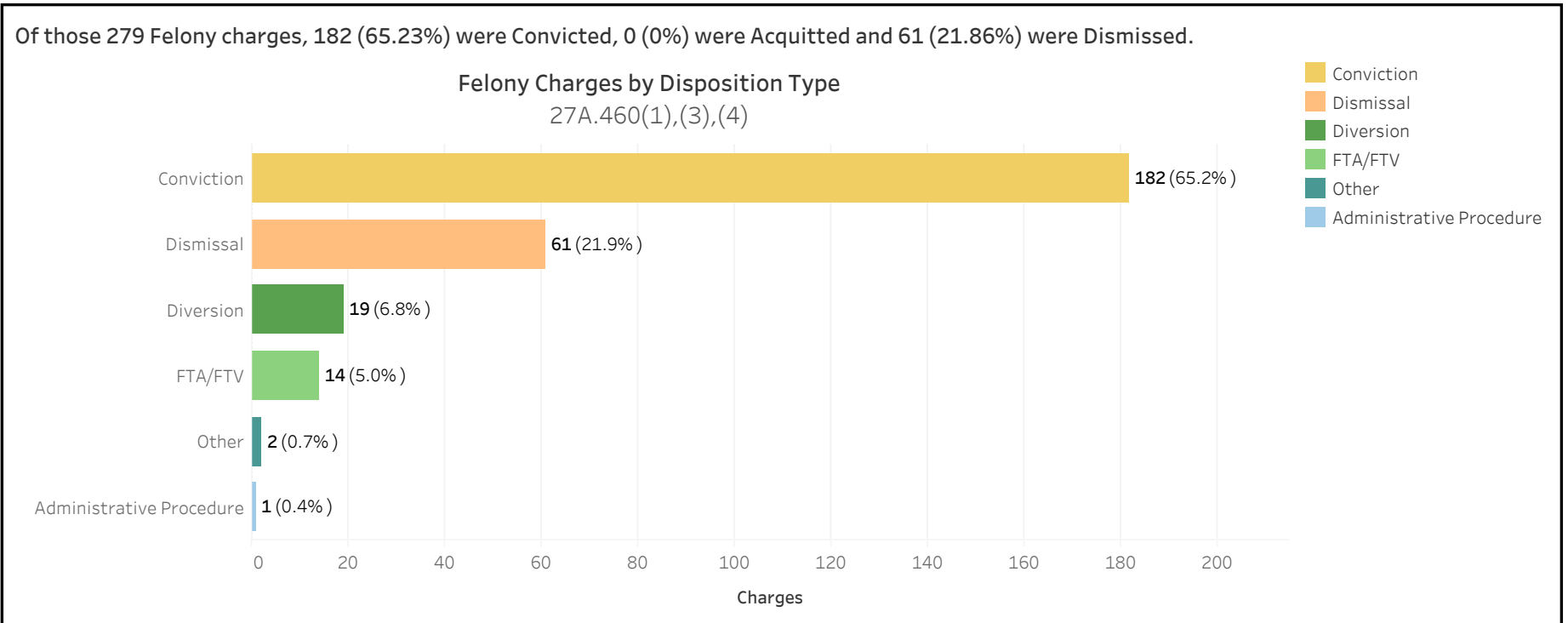


ADMINISTRATIVE OFFICE OF THE COURTS
Research and Statistics
 Annual Report FY 2023
 Circuit Court - Felony Criminal Cases

CARROLL COUNTY

There were 279 Felony level charges and 7 Non-Felony level charges disposed within 197 Circuit Criminal cases during the Fiscal Year. Non-Felony charges include Misdemeanor, Violation, Local Ordinance or Other charges within those cases.

		Charges	Cases
CARROLL	Felony	279	190
	Felony amended to Non-Felony	7	



27A.460(1) Conviction Percentages
 27A.460(3) Percentage of Acquittals
 27A.460(4) Percentage of Dismissals

* A case may consist of one or multiple convicted charges, the distinct count on cases counts the case only once.
 * Other Disposition types include: Denied, Extradition, Grand Jury, Granted, Merged, Mistrial, Grand Jury, Other, Remanded, and Sealed Records.



ADMINISTRATIVE OFFICE OF THE COURTS
Research and Statistics
 Annual Report FY 2023
 Circuit Court - Felony Criminal Cases

CARROLL COUNTY

Felony Charges Convicted by Highest Penalty Type

Penalty Type	FELONY			MISDEMEANOR			VIOLATION			Grand Total		
	Charges	% of Chgs	Cases	Charges	% of Chgs	Cases	Charges	% of Chgs	Cases	Charges	% of Chgs	Cases
Incarcerated Prison	64	35.2%	43							64	13.4%	43
Incarcerated Jail	31	17.0%	24	176	74.9%	97	2	3.3%	2	209	43.7%	102
Alternative: Cond. Discharged				48	20.4%	29	1	1.6%	1	49	10.3%	29
Alternative Sentence	84	46.2%	82	1	0.4%	1				85	17.8%	82
Pay Fine							2	3.3%	1	2	0.4%	1
Pay Court Cost	1	0.5%	1							1	0.2%	1
Other Penalty	1	0.5%	1	10	4.3%	10	56	91.8%	34	67	14.0%	37
No Sentence	1	0.5%	1							1	0.2%	1
Grand Total	182	100.0%	133	235	100.0%	122	61	100.0%	34	478	100.0%	160

27A.460(2) Percentages of fines, imprisonment, or other penalty assessment

Original & Final Plea Type

		UNKNOWN PLEA TYPE	Grand Total
Felony Charges	Original Plea	279 (100.0%)	279 (100.0%)
	Final Plea	279 (100.0%)	279 (100.0%)
Felony amended to Non-Felony	Original Plea	7 (100.0%)	7 (100.0%)
	Final Plea	7 (100.0%)	7 (100.0%)

27A.460(5) Percentage of pleas as charges

27A.460(6) Percentage of pleas to reduce charges

* A case may consist of one or multiple convicted charges, the distinct count on cases counts the case only once.

* Convicted charges, percent of charges and the distinct count of cases are sorted by the highest sentence penalty for each of the convicted charges (Guilty, Guilty - Multiple Counts, Prepayable Citation - Paid or Guilty - Sealed Sentence, Enhanced).



ADMINISTRATIVE OFFICE OF THE COURTS
Research and Statistics
 Annual Report FY 2023
 Circuit Court - Felony Criminal Cases

CARROLL COUNTY

Cases can have multiple charges which are heard either by a Court Trial, Jury Trial, No Trial or by a combination of trial types. Cases are categorized by how all the charges within the case were disposed. If all charges were disposed by the same trial type, it is counted in the separate category, otherwise, it is counted within the Mixed Trial category. If a charge had no trial type entered or it had No Trial, then it is counted in the No Trial category.

Cases by Trial Type
 27A.460(7), (8), (9), (10)

	Mixed Trial	No Trial	Grand Total
Felony Amended to Non-Felony		7	7
		100.00%	100.00%
Felony Charges	33	157	190
	17.37%	82.63%	100.00%
Felony Convictions	33	100	133
	24.81%	75.19%	100.00%

- 27A.460(7) Percentage of disposition to guilty as charged by trial
- 27A.460(8) Percentage of those found guilty of lesser charge by trial
- 27A.460(9) Percentage of cases where jury trial taken
- 27A.460(10) Percentage of trials which are bench (court) trials

Shock Probation by Disposition Type
 27A.440(3)(b)

	Denied	Granted	Withdrawn	Other	Grand Total
0026090 SHOCK PROBATION IN FELONY CONVICTIONS	18	2	2	1	23
	78.26%	8.70%	8.70%	4.35%	100.00%

27A.440(3)(b) Extracted data on shock probation shall be placed in the annual report of the Administrative Office of the Courts

* A case may consist of one or multiple convicted charges, the distinct count on cases counts the case only once.
 * Other Disposition types include: Denied, Extradition, Grand Jury, Granted, Merged, Mistrial, Grand Jury, Other, Remanded, and Sealed Records.



ADMINISTRATIVE OFFICE OF THE COURTS
Research and Statistics
 Annual Report FY 2023
 Circuit Court - Felony Criminal Cases
CARROLL COUNTY

Youthful Offenders

There were 0 Felony level charges and 0 Non-Felony level charges disposed within 0 Circuit Criminal cases during the fiscal year. Non-Felony charges include Misdemeanor, Violation, Local Ordinance, or Other charges within those cases.

27A.460(11)

	Charges	Cases
Felony		
Felony Amended to Non-Felony		

27A.460(11) The number of juvenile offenders tried as an adult

Of the 0 Felony level charges disposed within the Youthful Offender cases, 0 (None%) charges were convicted.

Youthful Offender

		Grand Total
Felony Charges by Disposition Type	0	0

Note: A youth charged prior to their 18th birthday, proceeded against as a youthful offender under KRS 635.020(7) may not be included in the above.

KRS 635.020(7) If a person who is eighteen (18) or older is charged with a felony that occurred prior to their eighteenth birthday, the court shall, upon motion of the county attorney made prior to adjudication and consultation with the Commonwealth's Attorney, the case may proceed in accordance with the provisions of KRS 640.010.

* A case may consist of one or multiple convicted charges, the distinct count on cases counts the case only once.

* Other disposition types include: Denied, Extradition, Grand Jury, Granted, Merged, Mistrial, Grand Jury, Other, Remanded, and Sealed Records.

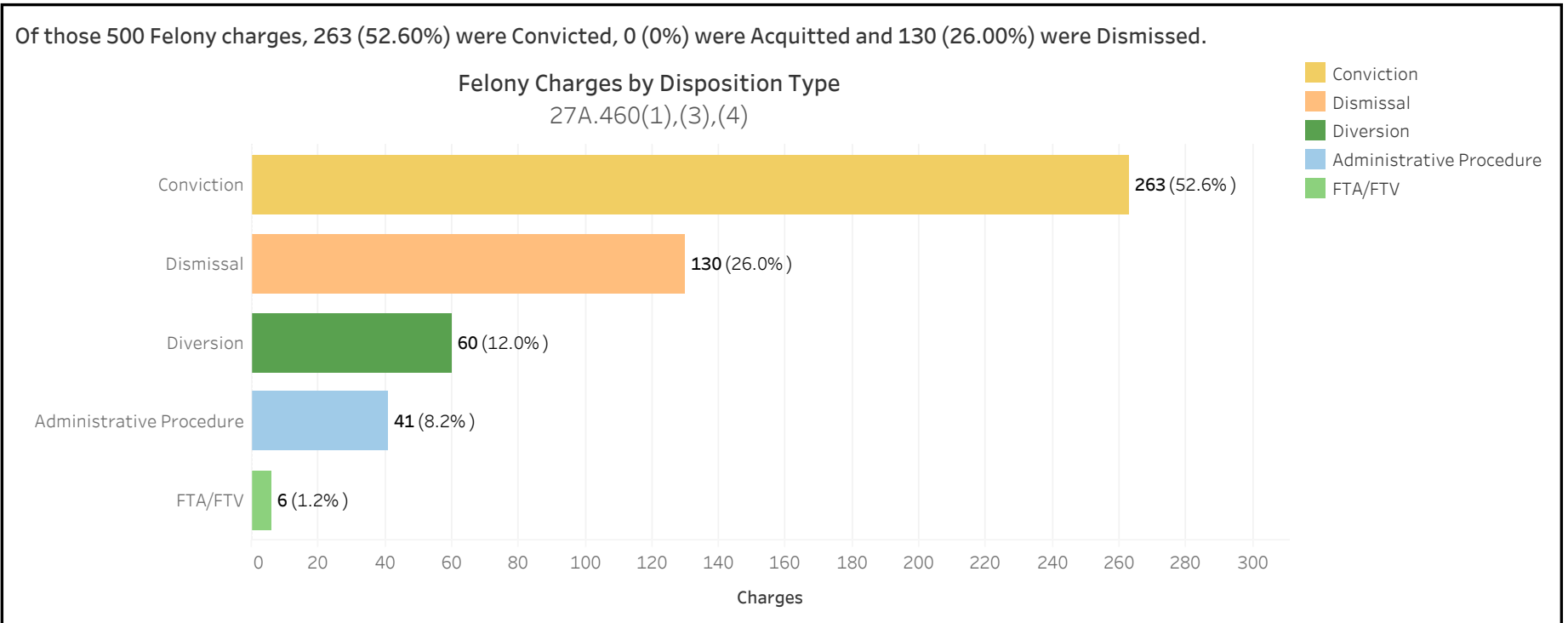


ADMINISTRATIVE OFFICE OF THE COURTS
Research and Statistics
 Annual Report FY 2023
 Circuit Court - Felony Criminal Cases

CARTER COUNTY

There were 500 Felony level charges and 28 Non-Felony level charges disposed within 344 Circuit Criminal cases during the Fiscal Year. Non-Felony charges include Misdemeanor, Violation, Local Ordinance or Other charges within those cases.

		Charges	Cases
CARTER	Felony	500	318
	Felony amended to Non-Felony	28	



27A.460(1) Conviction Percentages
 27A.460(3) Percentage of Acquittals
 27A.460(4) Percentage of Dismissals

* A case may consist of one or multiple convicted charges, the distinct count on cases counts the case only once.
 * Other Disposition types include: Denied, Extradition, Grand Jury, Granted, Merged, Mistrial, Grand Jury, Other, Remanded, and Sealed Records.



ADMINISTRATIVE OFFICE OF THE COURTS
Research and Statistics
 Annual Report FY 2023
 Circuit Court - Felony Criminal Cases

CARTER COUNTY

Felony Charges Convicted by Highest Penalty Type

Penalty Type	FELONY			MISDEMEANOR			VIOLATION			Grand Total		
	Charges	% of Chgs	Cases	Charges	% of Chgs	Cases	Charges	% of Chgs	Cases	Charges	% of Chgs	Cases
Incarcerated Prison	158	60.3%	103	2	1.2%	2				160	37.6%	105
Incarcerated Jail	26	9.9%	22	80	49.4%	47	1	100.0%	1	107	25.2%	63
Alternative: Probation	2	0.8%	2							2	0.5%	2
Alternative: Cond. Discharged	7	2.7%	7	43	26.5%	25				50	11.8%	31
Alternative Sentence	22	8.4%	19	11	6.8%	11				33	7.8%	30
Pay Fine				1	0.6%	1				1	0.2%	1
Pay Court Cost	13	5.0%	13	5	3.1%	5				18	4.2%	17
Other Penalty	29	11.1%	26	19	11.7%	11				48	11.3%	30
No Sentence	5	1.9%	5	1	0.6%	1				6	1.4%	6
Grand Total	262	100.0%	185	162	100.0%	93	1	100.0%	1	425	100.0%	231

27A.460(2) Percentages of fines, imprisonment, or other penalty assessment

Original & Final Plea Type

		GUILTY	NOT GUILTY	UNKNOWN PLEA TYPE	Grand Total
Felony Charges	Original Plea		249 (49.8%)	251 (50.2%)	500 (100.0%)
	Final Plea	245 (49.0%)	4 (0.8%)	251 (50.2%)	500 (100.0%)
Felony amended to Non-Felony	Original Plea			28 (100.0%)	28 (100.0%)
	Final Plea			28 (100.0%)	28 (100.0%)

27A.460(5) Percentage of pleas as charges

27A.460(6) Percentage of pleas to reduce charges

* A case may consist of one or multiple convicted charges, the distinct count on cases counts the case only once.

* Convicted charges, percent of charges and the distinct count of cases are sorted by the highest sentence penalty for each of the convicted charges (Guilty, Guilty - Multiple Counts, Prepayable Citation - Paid or Guilty - Sealed Sentence, Enhanced).



ADMINISTRATIVE OFFICE OF THE COURTS
Research and Statistics
 Annual Report FY 2023
 Circuit Court - Felony Criminal Cases

CARTER COUNTY

Cases can have multiple charges which are heard either by a Court Trial, Jury Trial, No Trial or by a combination of trial types. Cases are categorized by how all the charges within the case were disposed. If all charges were disposed by the same trial type, it is counted in the separate category, otherwise, it is counted within the Mixed Trial category. If a charge had no trial type entered or it had No Trial, then it is counted in the No Trial category.

Cases by Trial Type
 27A.460(7), (8), (9), (10)

	Mixed Trial	No Trial	Grand Total
Felony Amended to Non-Felony	1 3.85%	25 96.15%	26 100.00%
Felony Charges	3 0.94%	315 99.06%	318 100.00%
Felony Convictions	2 1.08%	183 98.92%	185 100.00%

- 27A.460(7) Percentage of disposition to guilty as charged by trial
- 27A.460(8) Percentage of those found guilty of lesser charge by trial
- 27A.460(9) Percentage of cases where jury trial taken
- 27A.460(10) Percentage of trials which are bench (court) trials

Shock Probation by Disposition Type
 27A.440(3)(b)

	Granted	Grand Total
0026090 SHOCK PROBATION IN FELONY CONVICTIONS	6 100.00%	6 100.00%

27A.440(3)(b) Extracted data on shock probation shall be placed in the annual report of the Administrative Office of the Courts

* A case may consist of one or multiple convicted charges, the distinct count on cases counts the case only once.
 * Other Disposition types include: Denied, Extradition, Grand Jury, Granted, Merged, Mistrial, Grand Jury, Other, Remanded, and Sealed Records.



ADMINISTRATIVE OFFICE OF THE COURTS
Research and Statistics
Annual Report FY 2023
Circuit Court - Felony Criminal Cases
CARTER COUNTY

Youthful Offenders

There were 0 Felony level charges and 0 Non-Felony level charges disposed within 0 Circuit Criminal cases during the fiscal year. Non-Felony charges include Misdemeanor, Violation, Local Ordinance, or Other charges within those cases.

27A.460(11)

	Charges	Cases
Felony		
Felony Amended to Non-Felony		

27A.460(11) The number of juvenile offenders tried as an adult

Of the 0 Felony level charges disposed within the Youthful Offender cases, 0 (None%) charges were convicted.

Youthful Offender

		Grand Total
Felony Charges by Disposition Type	0	0

Note: A youth charged prior to their 18th birthday, proceeded against as a youthful offender under KRS 635.020(7) may not be included in the above.

KRS 635.020(7) If a person who is eighteen (18) or older is charged with a felony that occurred prior to their eighteenth birthday, the court shall, upon motion of the county attorney made prior to adjudication and consultation with the Commonwealth's Attorney, the case may proceed in accordance with the provisions of KRS 640.010.

* A case may consist of one or multiple convicted charges, the distinct count on cases counts the case only once.

* Other disposition types include: Denied, Extradition, Grand Jury, Granted, Merged, Mistrial, Grand Jury, Other, Remanded, and Sealed Records.

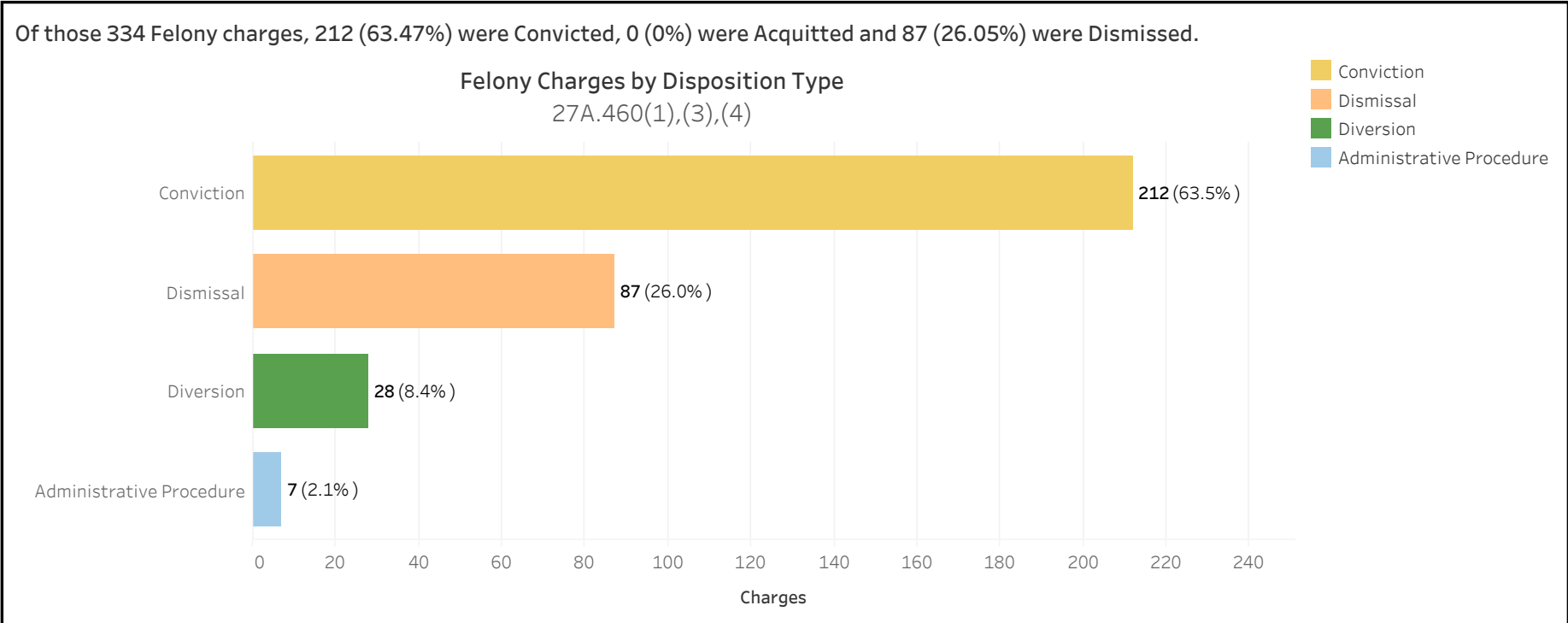


ADMINISTRATIVE OFFICE OF THE COURTS
Research and Statistics
 Annual Report FY 2023
 Circuit Court - Felony Criminal Cases

CASEY COUNTY

There were 334 Felony level charges and 7 Non-Felony level charges disposed within 201 Circuit Criminal cases during the Fiscal Year. Non-Felony charges include Misdemeanor, Violation, Local Ordinance or Other charges within those cases.

		Charges	Cases
CASEY	Felony	334	196
	Felony amended to Non-Felony	7	



27A.460(1) Conviction Percentages
 27A.460(3) Percentage of Acquittals
 27A.460(4) Percentage of Dismissals

* A case may consist of one or multiple convicted charges, the distinct count on cases counts the case only once.
 * Other Disposition types include: Denied, Extradition, Grand Jury, Granted, Merged, Mistrial, Grand Jury, Other, Remanded, and Sealed Records.



ADMINISTRATIVE OFFICE OF THE COURTS
Research and Statistics
 Annual Report FY 2023
 Circuit Court - Felony Criminal Cases

CASEY COUNTY

Felony Charges Convicted by Highest Penalty Type

Penalty Type	FELONY			MISDEMEANOR			VIOLATION			Grand Total		
	Charges	% of Chgs	Cases	Charges	% of Chgs	Cases	Charges	% of Chgs	Cases	Charges	% of Chgs	Cases
Incarcerated Prison	115	54.8%	60							115	22.4%	60
Incarcerated Jail	26	12.4%	24	117	48.5%	59				143	27.8%	67
Alternative: Probation	69	32.9%	49	74	30.7%	44				143	27.8%	60
Alternative: Cond. Discharged				23	9.5%	14				23	4.5%	14
Alternative Sentence				3	1.2%	3				3	0.6%	3
Pay Fine				23	9.5%	2	4	6.3%	4	27	5.3%	6
Pay Court Cost							1	1.6%	1	1	0.2%	1
Other Penalty				1	0.4%	1	58	92.1%	34	59	11.5%	34
Grand Total	210	100.0%	133	241	100.0%	109	63	100.0%	39	514	100.0%	160

27A.460(2) Percentages of fines, imprisonment, or other penalty assessment

Original & Final Plea Type

		GUILTY	NOT GUILTY	UNKNOWN PLEA TYPE	Grand Total
Felony Charges	Original Plea	21 (6.3%)	219 (65.6%)	94 (28.1%)	334 (100.0%)
	Final Plea	234 (70.1%)	6 (1.8%)	94 (28.1%)	334 (100.0%)
Felony amended to Non-Felony	Original Plea			7 (100.0%)	7 (100.0%)
	Final Plea			7 (100.0%)	7 (100.0%)

27A.460(5) Percentage of pleas as charges

27A.460(6) Percentage of pleas to reduce charges

* A case may consist of one or multiple convicted charges, the distinct count on cases counts the case only once.

* Convicted charges, percent of charges and the distinct count of cases are sorted by the highest sentence penalty for each of the convicted charges (Guilty, Guilty - Multiple Counts, Prepayable Citation - Paid or Guilty - Sealed Sentence, Enhanced).



ADMINISTRATIVE OFFICE OF THE COURTS
Research and Statistics
 Annual Report FY 2023
 Circuit Court - Felony Criminal Cases

CASEY COUNTY

Cases can have multiple charges which are heard either by a Court Trial, Jury Trial, No Trial or by a combination of trial types. Cases are categorized by how all the charges within the case were disposed. If all charges were disposed by the same trial type, it is counted in the separate category, otherwise, it is counted within the Mixed Trial category. If a charge had no trial type entered or it had No Trial, then it is counted in the No Trial category.

Cases by Trial Type
 27A.460(7), (8), (9), (10)

	Jury Trial	Mixed Trial	No Trial	Grand Total
Felony Amended to Non-Felony			5	5
			100.00%	100.00%
Felony Charges	2	9	185	196
	1.02%	4.59%	94.39%	100.00%
Felony Convictions	2	5	126	133
	1.50%	3.76%	94.74%	100.00%

- 27A.460(7) Percentage of disposition to guilty as charged by trial
- 27A.460(8) Percentage of those found guilty of lesser charge by trial
- 27A.460(9) Percentage of cases where jury trial taken
- 27A.460(10) Percentage of trials which are bench (court) trials

Shock Probation by Disposition Type
 27A.440(3)(b)

	Denied	Grand Total
0026090 SHOCK PROBATION IN FELONY CONVICTIONS	53	53
	100.00%	100.00%

27A.440(3)(b) Extracted data on shock probation shall be placed in the annual report of the Administrative Office of the Courts

* A case may consist of one or multiple convicted charges, the distinct count on cases counts the case only once.
 * Other Disposition types include: Denied, Extradition, Grand Jury, Granted, Merged, Mistrial, Grand Jury, Other, Remanded, and Sealed Records.



ADMINISTRATIVE OFFICE OF THE COURTS
Research and Statistics
Annual Report FY 2023
Circuit Court - Felony Criminal Cases
CASEY COUNTY

Youthful Offenders

There were 0 Felony level charges and 0 Non-Felony level charges disposed within 0 Circuit Criminal cases during the fiscal year. Non-Felony charges include Misdemeanor, Violation, Local Ordinance, or Other charges within those cases.

27A.460(11)

	Charges	Cases
Felony		
Felony Amended to Non-Felony		

27A.460(11) The number of juvenile offenders tried as an adult

Of the 0 Felony level charges disposed within the Youthful Offender cases, 0 (None%) charges were convicted.

Youthful Offender

		Grand Total
Felony Charges by Disposition Type	0	0

Note: A youth charged prior to their 18th birthday, proceeded against as a youthful offender under KRS 635.020(7) may not be included in the above.

KRS 635.020(7) If a person who is eighteen (18) or older is charged with a felony that occurred prior to their eighteenth birthday, the court shall, upon motion of the county attorney made prior to adjudication and consultation with the Commonwealth's Attorney, the case may proceed in accordance with the provisions of KRS 640.010.

* A case may consist of one or multiple convicted charges, the distinct count on cases counts the case only once.

* Other disposition types include: Denied, Extradition, Grand Jury, Granted, Merged, Mistrial, Grand Jury, Other, Remanded, and Sealed Records.

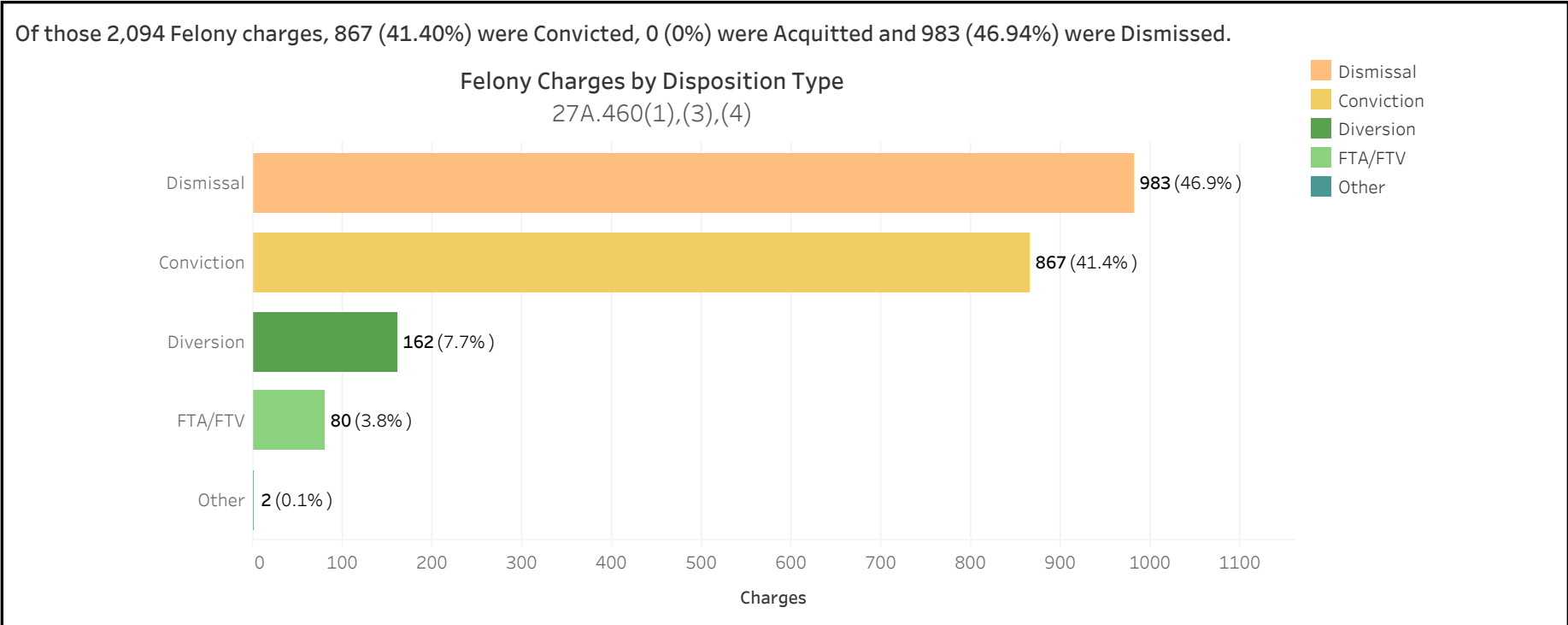


ADMINISTRATIVE OFFICE OF THE COURTS
Research and Statistics
 Annual Report FY 2023
 Circuit Court - Felony Criminal Cases

CHRISTIAN COUNTY

There were 2,094 Felony level charges and 90 Non-Felony level charges disposed within 1,224 Circuit Criminal cases during the Fiscal Year. Non-Felony charges include Misdemeanor, Violation, Local Ordinance or Other charges within those cases.

		Charges	Cases
CHRISTIAN	Felony	2,094	1,155
	Felony amended to Non-Felony	90	



27A.460(1) Conviction Percentages
 27A.460(3) Percentage of Acquittals
 27A.460(4) Percentage of Dismissals

* A case may consist of one or multiple convicted charges, the distinct count on cases counts the case only once.
 * Other Disposition types include: Denied, Extradition, Grand Jury, Granted, Merged, Mistrial, Grand Jury, Other, Remanded, and Sealed Records.



ADMINISTRATIVE OFFICE OF THE COURTS
Research and Statistics
 Annual Report FY 2023
 Circuit Court - Felony Criminal Cases

CHRISTIAN COUNTY

Felony Charges Convicted by Highest Penalty Type

Penalty Type	FELONY			MISDEMEANOR			VIOLATION			Grand Total		
	Charges	% of Chgs	Cases	Charges	% of Chgs	Cases	Charges	% of Chgs	Cases	Charges	% of Chgs	Cases
Incarcerated Prison	296	34.4%	155	3	0.6%	3				299	20.7%	156
Incarcerated Jail	74	8.6%	50	129	24.1%	77	3	6.7%	2	206	14.3%	105
Alternative: Probation	46	5.3%	22	58	10.8%	42	1	2.2%	1	105	7.3%	56
Alternative: Cond. Discharged	5	0.6%	4							5	0.3%	4
Alternative Sentence	66	7.7%	47	41	7.7%	24	1	2.2%	1	108	7.5%	59
Pay Fine				23	4.3%	16	33	73.3%	26	56	3.9%	36
Pay Court Cost	18	2.1%	18	4	0.7%	4	1	2.2%	1	23	1.6%	23
Other Penalty	353	41.0%	234	267	49.9%	153	6	13.3%	6	626	43.4%	287
No Sentence	3	0.3%	3	10	1.9%	7				13	0.9%	10
Grand Total	861	100.0%	500	535	100.0%	310	45	100.0%	36	1,441	100.0%	607

27A.460(2) Percentages of fines, imprisonment, or other penalty assessment

Original & Final Plea Type

		GUILTY	NOT GUILTY	UNKNOWN PLEA TYPE	Grand Total
Felony Charges	Original Plea	1 (0.0%)	485 (23.2%)	1,608 (76.8%)	2,094 (100.0%)
	Final Plea	476 (22.7%)	10 (0.5%)	1,608 (76.8%)	2,094 (100.0%)
Felony amended to Non-Felony	Original Plea		3 (3.3%)	87 (96.7%)	90 (100.0%)
	Final Plea	3 (3.3%)		87 (96.7%)	90 (100.0%)

27A.460(5) Percentage of pleas as charges

27A.460(6) Percentage of pleas to reduce charges

* A case may consist of one or multiple convicted charges, the distinct count on cases counts the case only once.

* Convicted charges, percent of charges and the distinct count of cases are sorted by the highest sentence penalty for each of the convicted charges (Guilty, Guilty - Multiple Counts, Prepayable Citation - Paid or Guilty - Sealed Sentence, Enhanced).



ADMINISTRATIVE OFFICE OF THE COURTS
Research and Statistics
 Annual Report FY 2023
 Circuit Court - Felony Criminal Cases

CHRISTIAN COUNTY

Cases can have multiple charges which are heard either by a Court Trial, Jury Trial, No Trial or by a combination of trial types. Cases are categorized by how all the charges within the case were disposed. If all charges were disposed by the same trial type, it is counted in the separate category, otherwise, it is counted within the Mixed Trial category. If a charge had no trial type entered or it had No Trial, then it is counted in the No Trial category.

Cases by Trial Type
 27A.460(7), (8), (9), (10)

	Mixed Trial	No Trial	Grand Total
Felony Amended to Non-Felony	6 8.70%	63 91.30%	69 100.00%
Felony Charges	115 9.96%	1,040 90.04%	1,155 100.00%
Felony Convictions	93 18.49%	410 81.51%	503 100.00%

- 27A.460(7) Percentage of disposition to guilty as charged by trial
- 27A.460(8) Percentage of those found guilty of lesser charge by trial
- 27A.460(9) Percentage of cases where jury trial taken
- 27A.460(10) Percentage of trials which are bench (court) trials

Shock Probation by Disposition Type
 27A.440(3)(b)

	Denied	Granted	Vacated	Other	Grand Total
0026090 SHOCK PROBATION IN FELONY CONVICTIONS	218 66.87%	87 26.69%	2 0.61%	19 5.83%	326 100.00%

27A.440(3)(b) Extracted data on shock probation shall be placed in the annual report of the Administrative Office of the Courts

* A case may consist of one or multiple convicted charges, the distinct count on cases counts the case only once.
 * Other Disposition types include: Denied, Extradition, Grand Jury, Granted, Merged, Mistrial, Grand Jury, Other, Remanded, and Sealed Records.



ADMINISTRATIVE OFFICE OF THE COURTS
Research and Statistics
Annual Report FY 2023
Circuit Court - Felony Criminal Cases
CHRISTIAN COUNTY

Youthful Offenders

There were 5 Felony level charges and 0 Non-Felony level charges disposed within 1 Circuit Criminal cases during the fiscal year. Non-Felony charges include Misdemeanor, Violation, Local Ordinance, or Other charges within those cases.

27A.460(11)

	Charges	Cases
Felony	5	1
Felony Amended to Non-Felony	0	0

27A.460(11) The number of juvenile offenders tried as an adult

Of the 5 Felony level charges disposed within the Youthful Offender cases, 5 (100.0%) charges were convicted.

Youthful Offender

	Conviction	Grand Total
Felony Charges by Disposition Type	5	5

Note: A youth charged prior to their 18th birthday, proceeded against as a youthful offender under KRS 635.020(7) may not be included in the above.

KRS 635.020(7) If a person who is eighteen (18) or older is charged with a felony that occurred prior to their eighteenth birthday, the court shall, upon motion of the county attorney made prior to adjudication and consultation with the Commonwealth's Attorney, the case may proceed in accordance with the provisions of KRS 640.010.

* A case may consist of one or multiple convicted charges, the distinct count on cases counts the case only once.

* Other disposition types include: Denied, Extradition, Grand Jury, Granted, Merged, Mistrial, Grand Jury, Other, Remanded, and Sealed Records.

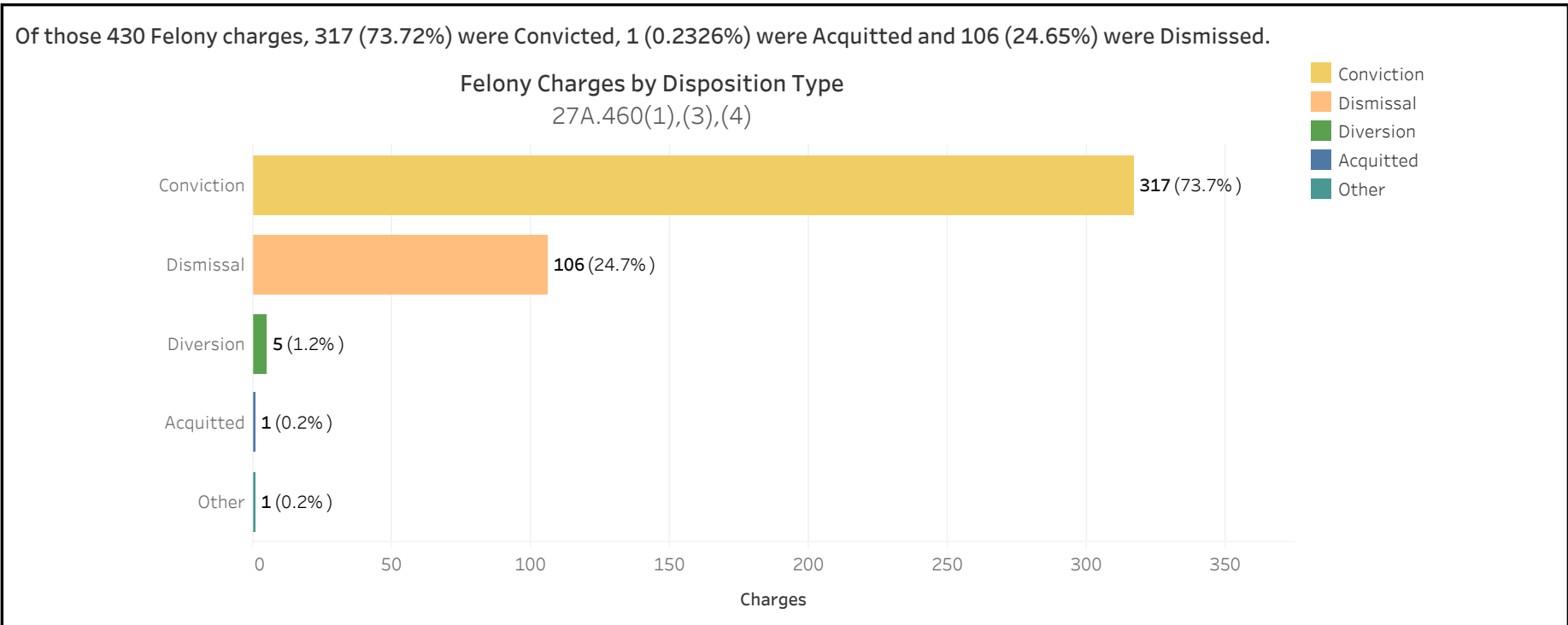


ADMINISTRATIVE OFFICE OF THE COURTS
Research and Statistics
 Annual Report FY 2023
 Circuit Court - Felony Criminal Cases

CLARK COUNTY

There were 430 Felony level charges and 22 Non-Felony level charges disposed within 258 Circuit Criminal cases during the Fiscal Year. Non-Felony charges include Misdemeanor, Violation, Local Ordinance or Other charges within those cases.

		Charges	Cases
CLARK	Felony	430	242
	Felony amended to Non-Felony	22	



27A.460(1) Conviction Percentages
 27A.460(3) Percentage of Acquittals
 27A.460(4) Percentage of Dismissals

* A case may consist of one or multiple convicted charges, the distinct count on cases counts the case only once.
 * Other Disposition types include: Denied, Extradition, Grand Jury, Granted, Merged, Mistrial, Grand Jury, Other, Remanded, and Sealed Records.



ADMINISTRATIVE OFFICE OF THE COURTS
Research and Statistics
 Annual Report FY 2023
 Circuit Court - Felony Criminal Cases

CLARK COUNTY

Felony Charges Convicted by Highest Penalty Type

Penalty Type	FELONY			MISDEMEANOR			VIOLATION			Grand Total		
	Charges	% of Chgs	Cases	Charges	% of Chgs	Cases	Charges	% of Chgs	Cases	Charges	% of Chgs	Cases
Incarcerated Prison	110	34.8%	57							110	25.4%	57
Incarcerated Jail	72	22.8%	55	58	50.0%	42				130	30.0%	75
Alternative: Cond. Discharged				10	8.6%	6				10	2.3%	6
Alternative Sentence	118	37.3%	99	28	24.1%	21	1	100.0%	1	147	33.9%	103
Pay Fine				2	1.7%	1				2	0.5%	1
Other Penalty	16	5.1%	11	18	15.5%	14				34	7.9%	21
Grand Total	316	100.0%	204	116	100.0%	81	1	100.0%	1	433	100.0%	219

27A.460(2) Percentages of fines, imprisonment, or other penalty assessment

Original & Final Plea Type

		GUILTY	NOT GUILTY	UNKNOWN PLEA TYPE	Grand Total
		Felony Charges	Original Plea	22 (5.1%)	362 (84.2%)
	Final Plea	321 (74.7%)	63 (14.7%)	46 (10.7%)	430 (100.0%)
Felony amended to Non-Felony	Original Plea		15 (68.2%)	7 (31.8%)	22 (100.0%)
	Final Plea		15 (68.2%)	7 (31.8%)	22 (100.0%)

27A.460(5) Percentage of pleas as charges

27A.460(6) Percentage of pleas to reduce charges

* A case may consist of one or multiple convicted charges, the distinct count on cases counts the case only once.

* Convicted charges, percent of charges and the distinct count of cases are sorted by the highest sentence penalty for each of the convicted charges (Guilty, Guilty - Multiple Counts, Prepayable Citation - Paid or Guilty - Sealed Sentence, Enhanced).



ADMINISTRATIVE OFFICE OF THE COURTS
Research and Statistics
 Annual Report FY 2023
 Circuit Court - Felony Criminal Cases

CLARK COUNTY

Cases can have multiple charges which are heard either by a Court Trial, Jury Trial, No Trial or by a combination of trial types. Cases are categorized by how all the charges within the case were disposed. If all charges were disposed by the same trial type, it is counted in the separate category, otherwise, it is counted within the Mixed Trial category. If a charge had no trial type entered or it had No Trial, then it is counted in the No Trial category.

Cases by Trial Type
 27A.460(7), (8), (9), (10)

	Jury Trial	Mixed Trial	No Trial	Grand Total
Felony Amended to Non-Felony		1 6.25%	15 93.75%	16 100.00%
Felony Charges	1 0.41%	21 8.68%	220 90.91%	242 100.00%
Felony Convictions		12 5.88%	192 94.12%	204 100.00%

- 27A.460(7) Percentage of disposition to guilty as charged by trial
- 27A.460(8) Percentage of those found guilty of lesser charge by trial
- 27A.460(9) Percentage of cases where jury trial taken
- 27A.460(10) Percentage of trials which are bench (court) trials

Shock Probation by Disposition Type
 27A.440(3)(b)

	Denied	Granted	Grand Total
0026090 SHOCK PROBATION IN FELONY CONVICTIONS	25 75.76%	8 24.24%	33 100.00%

27A.440(3)(b) Extracted data on shock probation shall be placed in the annual report of the Administrative Office of the Courts

* A case may consist of one or multiple convicted charges, the distinct count on cases counts the case only once.
 * Other Disposition types include: Denied, Extradition, Grand Jury, Granted, Merged, Mistrial, Grand Jury, Other, Remanded, and Sealed Records.



ADMINISTRATIVE OFFICE OF THE COURTS
Research and Statistics
Annual Report FY 2023
Circuit Court - Felony Criminal Cases
CLARK COUNTY

Youthful Offenders

There were 0 Felony level charges and 0 Non-Felony level charges disposed within 0 Circuit Criminal cases during the fiscal year. Non-Felony charges include Misdemeanor, Violation, Local Ordinance, or Other charges within those cases.

27A.460(11)

	Charges	Cases
Felony		
Felony Amended to Non-Felony		

27A.460(11) The number of juvenile offenders tried as an adult

Of the 0 Felony level charges disposed within the Youthful Offender cases, 0 (None%) charges were convicted.

Youthful Offender

		Grand Total
Felony Charges by Disposition Type	0	0

Note: A youth charged prior to their 18th birthday, proceeded against as a youthful offender under KRS 635.020(7) may not be included in the above.

KRS 635.020(7) If a person who is eighteen (18) or older is charged with a felony that occurred prior to their eighteenth birthday, the court shall, upon motion of the county attorney made prior to adjudication and consultation with the Commonwealth's Attorney, the case may proceed in accordance with the provisions of KRS 640.010.

* A case may consist of one or multiple convicted charges, the distinct count on cases counts the case only once.

* Other disposition types include: Denied, Extradition, Grand Jury, Granted, Merged, Mistrial, Grand Jury, Other, Remanded, and Sealed Records.

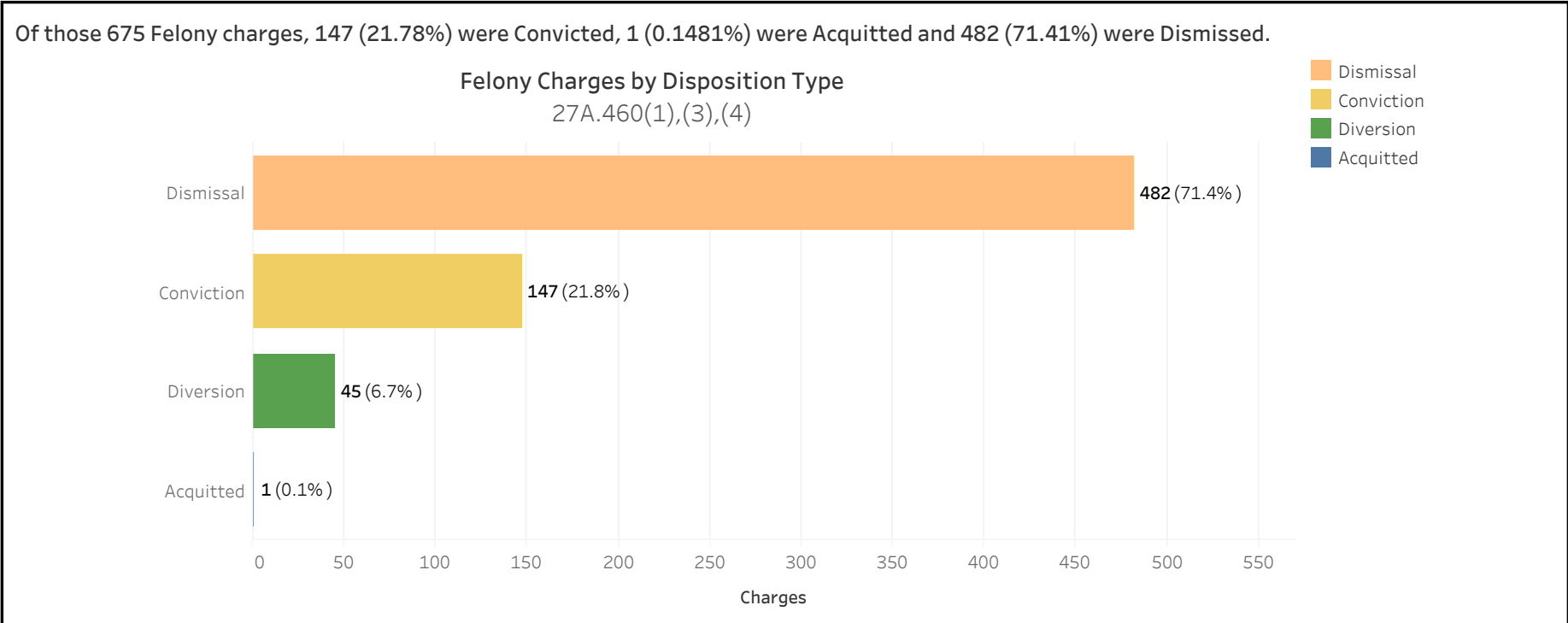


ADMINISTRATIVE OFFICE OF THE COURTS
Research and Statistics
 Annual Report FY 2023
 Circuit Court - Felony Criminal Cases

CLAY COUNTY

There were 675 Felony level charges and 12 Non-Felony level charges disposed within 409 Circuit Criminal cases during the Fiscal Year. Non-Felony charges include Misdemeanor, Violation, Local Ordinance or Other charges within those cases.

		Charges	Cases
CLAY	Felony	675	397
	Felony amended to Non-Felony	12	



27A.460(1) Conviction Percentages
 27A.460(3) Percentage of Acquittals
 27A.460(4) Percentage of Dismissals

* A case may consist of one or multiple convicted charges, the distinct count on cases counts the case only once.
 * Other Disposition types include: Denied, Extradition, Grand Jury, Granted, Merged, Mistrial, Grand Jury, Other, Remanded, and Sealed Records.



ADMINISTRATIVE OFFICE OF THE COURTS
Research and Statistics
 Annual Report FY 2023
 Circuit Court - Felony Criminal Cases

CLAY COUNTY

Felony Charges Convicted by Highest Penalty Type

Penalty Type	FELONY			MISDEMEANOR			VIOLATION			Grand Total		
	Charges	% of Chgs	Cases	Charges	% of Chgs	Cases	Charges	% of Chgs	Cases	Charges	% of Chgs	Cases
Incarcerated Prison	84	57.1%	63	1	3.2%	1				85	47.5%	64
Incarcerated Jail	15	10.2%	12	15	48.4%	12	1	100.0%	1	31	17.3%	22
Alternative: Probation	37	25.2%	35	1	3.2%	1				38	21.2%	36
Pay Court Cost	1	0.7%	1	3	9.7%	3				4	2.2%	4
Other Penalty	10	6.8%	10	7	22.6%	7				17	9.5%	17
No Sentence				4	12.9%	1				4	2.2%	1
Grand Total	147	100.0%	116	31	100.0%	24	1	100.0%	1	179	100.0%	132

27A.460(2) Percentages of fines, imprisonment, or other penalty assessment

Original & Final Plea Type

		GUILTY	NOT GUILTY	UNKNOWN PLEA TYPE	Grand Total
Felony Charges	Original Plea	4 (0.6%)	130 (19.3%)	541 (80.1%)	675 (100.0%)
	Final Plea	133 (19.7%)	1 (0.1%)	541 (80.1%)	675 (100.0%)
Felony amended to Non-Felony	Original Plea			12 (100.0%)	12 (100.0%)
	Final Plea			12 (100.0%)	12 (100.0%)

27A.460(5) Percentage of pleas as charges

27A.460(6) Percentage of pleas to reduce charges

* A case may consist of one or multiple convicted charges, the distinct count on cases counts the case only once.

* Convicted charges, percent of charges and the distinct count of cases are sorted by the highest sentence penalty for each of the convicted charges (Guilty, Guilty - Multiple Counts, Prepayable Citation - Paid or Guilty - Sealed Sentence, Enhanced).



ADMINISTRATIVE OFFICE OF THE COURTS
Research and Statistics
 Annual Report FY 2023
 Circuit Court - Felony Criminal Cases

CLAY COUNTY

Cases can have multiple charges which are heard either by a Court Trial, Jury Trial, No Trial or by a combination of trial types. Cases are categorized by how all the charges within the case were disposed. If all charges were disposed by the same trial type, it is counted in the separate category, otherwise, it is counted within the Mixed Trial category. If a charge had no trial type entered or it had No Trial, then it is counted in the No Trial category.

Cases by Trial Type
 27A.460(7), (8), (9), (10)

	Jury Trial	Mixed Trial	No Trial	Grand Total
Felony Amended to Non-Felony		3 25.00%	9 75.00%	12 100.00%
Felony Charges	3 0.76%	12 3.02%	382 96.22%	397 100.00%
Felony Convictions	3 2.59%	3 2.59%	110 94.83%	116 100.00%

- 27A.460(7) Percentage of disposition to guilty as charged by trial
- 27A.460(8) Percentage of those found guilty of lesser charge by trial
- 27A.460(9) Percentage of cases where jury trial taken
- 27A.460(10) Percentage of trials which are bench (court) trials

Shock Probation by Disposition Type
 27A.440(3)(b)

	Grand Total
0	0

27A.440(3)(b) Extracted data on shock probation shall be placed in the annual report of the Administrative Office of the Courts

* A case may consist of one or multiple convicted charges, the distinct count on cases counts the case only once.
 * Other Disposition types include: Denied, Extradition, Grand Jury, Granted, Merged, Mistrial, Grand Jury, Other, Remanded, and Sealed Records.



ADMINISTRATIVE OFFICE OF THE COURTS
Research and Statistics
Annual Report FY 2023
Circuit Court - Felony Criminal Cases
CLAY COUNTY

Youthful Offenders

There were 2 Felony level charges and 0 Non-Felony level charges disposed within 1 Circuit Criminal cases during the fiscal year. Non-Felony charges include Misdemeanor, Violation, Local Ordinance, or Other charges within those cases.

27A.460(11)

	Charges	Cases
Felony	2	1
Felony Amended to Non-Felony	0	0

27A.460(11) The number of juvenile offenders tried as an adult

Of the 2 Felony level charges disposed within the Youthful Offender cases, 1 (50.00%) charges were convicted.

Youthful Offender

	Conviction	Dismissal	Grand Total
Felony Charges by Disposition Type	1	1	2

Note: A youth charged prior to their 18th birthday, proceeded against as a youthful offender under KRS 635.020(7) may not be included in the above.

KRS 635.020(7) If a person who is eighteen (18) or older is charged with a felony that occurred prior to their eighteenth birthday, the court shall, upon motion of the county attorney made prior to adjudication and consultation with the Commonwealth's Attorney, the case may proceed in accordance with the provisions of KRS 640.010.

* A case may consist of one or multiple convicted charges, the distinct count on cases counts the case only once.

* Other disposition types include: Denied, Extradition, Grand Jury, Granted, Merged, Mistrial, Grand Jury, Other, Remanded, and Sealed Records.

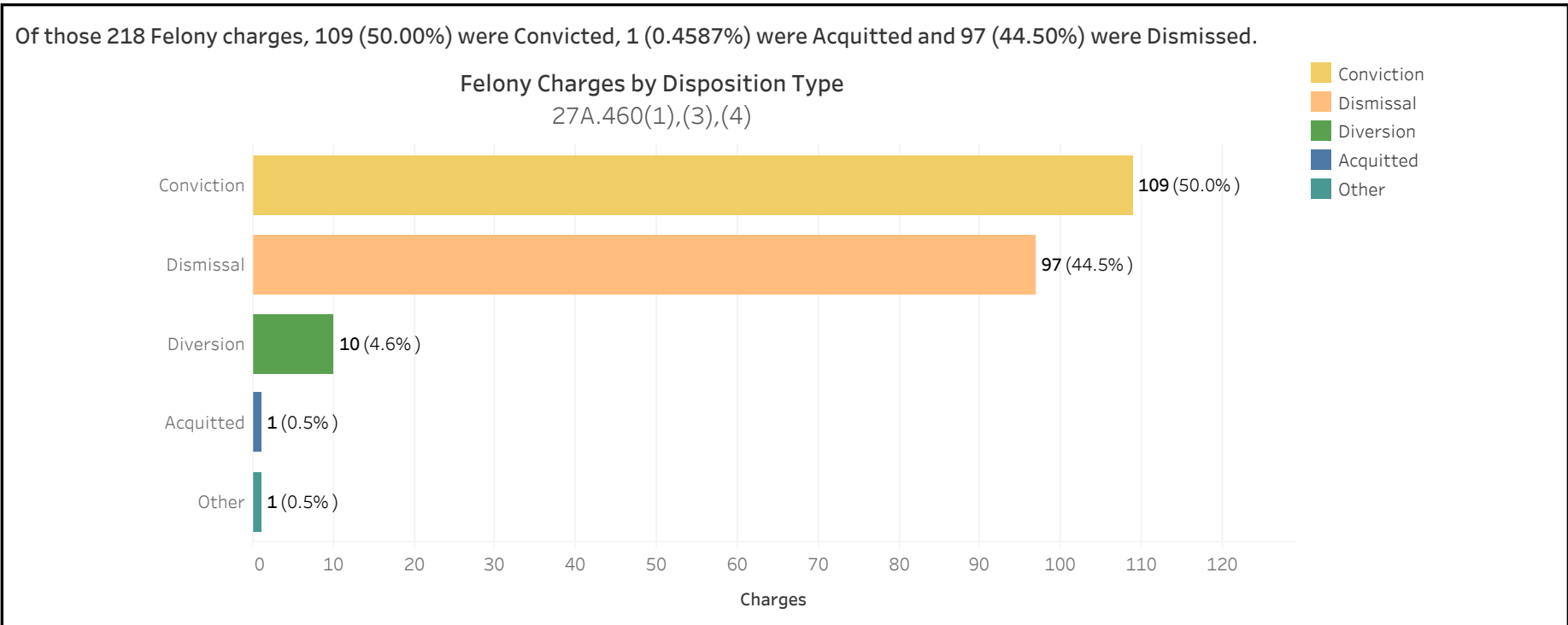


ADMINISTRATIVE OFFICE OF THE COURTS
Research and Statistics
 Annual Report FY 2023
 Circuit Court - Felony Criminal Cases

CLINTON COUNTY

There were 218 Felony level charges and 6 Non-Felony level charges disposed within 124 Circuit Criminal cases during the Fiscal Year. Non-Felony charges include Misdemeanor, Violation, Local Ordinance or Other charges within those cases.

		Charges	Cases
CLINTON	Felony	218	119
	Felony amended to Non-Felony	6	



27A.460(1) Conviction Percentages
 27A.460(3) Percentage of Acquittals
 27A.460(4) Percentage of Dismissals

* A case may consist of one or multiple convicted charges, the distinct count on cases counts the case only once.
 * Other Disposition types include: Denied, Extradition, Grand Jury, Granted, Merged, Mistrial, Grand Jury, Other, Remanded, and Sealed Records.



ADMINISTRATIVE OFFICE OF THE COURTS
Research and Statistics
 Annual Report FY 2023
 Circuit Court - Felony Criminal Cases

CLINTON COUNTY

Felony Charges Convicted by Highest Penalty Type

Penalty Type	FELONY			MISDEMEANOR			Grand Total		
	Charges	% of Chgs	Cases	Charges	% of Chgs	Cases	Charges	% of Chgs	Cases
Incarcerated Prison	62	59.6%	43				62	53.0%	43
Incarcerated Jail	10	9.6%	8	5	38.5%	5	15	12.8%	13
Alternative: Probation	32	30.8%	25	6	46.2%	5	38	32.5%	30
Pay Fine				2	15.4%	1	2	1.7%	1
Grand Total	104	100.0%	76	13	100.0%	11	117	100.0%	85

27A.460(2) Percentages of fines, imprisonment, or other penalty assessment

Original & Final Plea Type

		GUILTY	NOT GUILTY	UNKNOWN PLEA TYPE	Grand Total
Felony Charges	Original Plea	1 (0.5%)	118 (54.1%)	99 (45.4%)	218 (100.0%)
	Final Plea	115 (52.8%)	4 (1.8%)	99 (45.4%)	218 (100.0%)
Felony amended to Non-Felony	Original Plea			6 (100.0%)	6 (100.0%)
	Final Plea			6 (100.0%)	6 (100.0%)

27A.460(5) Percentage of pleas as charges

27A.460(6) Percentage of pleas to reduce charges

* A case may consist of one or multiple convicted charges, the distinct count on cases counts the case only once.

* Convicted charges, percent of charges and the distinct count of cases are sorted by the highest sentence penalty for each of the convicted charges (Guilty, Guilty - Multiple Counts, Prepayable Citation - Paid or Guilty - Sealed Sentence, Enhanced).



ADMINISTRATIVE OFFICE OF THE COURTS
Research and Statistics
 Annual Report FY 2023
 Circuit Court - Felony Criminal Cases

CLINTON COUNTY

Cases can have multiple charges which are heard either by a Court Trial, Jury Trial, No Trial or by a combination of trial types. Cases are categorized by how all the charges within the case were disposed. If all charges were disposed by the same trial type, it is counted in the separate category, otherwise, it is counted within the Mixed Trial category. If a charge had no trial type entered or it had No Trial, then it is counted in the No Trial category.

Cases by Trial Type
 27A.460(7), (8), (9), (10)

	Mixed Trial	No Trial	Grand Total
Felony Amended to Non-Felony	1 20.00%	4 80.00%	5 100.00%
Felony Charges	4 3.36%	115 96.64%	119 100.00%
Felony Convictions	3 3.95%	73 96.05%	76 100.00%

- 27A.460(7) Percentage of disposition to guilty as charged by trial
- 27A.460(8) Percentage of those found guilty of lesser charge by trial
- 27A.460(9) Percentage of cases where jury trial taken
- 27A.460(10) Percentage of trials which are bench (court) trials

Shock Probation by Disposition Type
 27A.440(3)(b)

	Denied	Granted	Grand Total
0026090 SHOCK PROBATION IN FELONY CONVICTIONS	7 87.50%	1 12.50%	8 100.00%

27A.440(3)(b) Extracted data on shock probation shall be placed in the annual report of the Administrative Office of the Courts

* A case may consist of one or multiple convicted charges, the distinct count on cases counts the case only once.
 * Other Disposition types include: Denied, Extradition, Grand Jury, Granted, Merged, Mistrial, Grand Jury, Other, Remanded, and Sealed Records.



ADMINISTRATIVE OFFICE OF THE COURTS
Research and Statistics
 Annual Report FY 2023
 Circuit Court - Felony Criminal Cases
CLINTON COUNTY

Youthful Offenders

There were 0 Felony level charges and 0 Non-Felony level charges disposed within 0 Circuit Criminal cases during the fiscal year. Non-Felony charges include Misdemeanor, Violation, Local Ordinance, or Other charges within those cases.

27A.460(11)

	Charges	Cases
Felony		
Felony Amended to Non-Felony		

27A.460(11) The number of juvenile offenders tried as an adult

Of the 0 Felony level charges disposed within the Youthful Offender cases, 0 (None%) charges were convicted.

Youthful Offender

		Grand Total
Felony Charges by Disposition Type	0	0

Note: A youth charged prior to their 18th birthday, proceeded against as a youthful offender under KRS 635.020(7) may not be included in the above.

KRS 635.020(7) If a person who is eighteen (18) or older is charged with a felony that occurred prior to their eighteenth birthday, the court shall, upon motion of the county attorney made prior to adjudication and consultation with the Commonwealth's Attorney, the case may proceed in accordance with the provisions of KRS 640.010.

* A case may consist of one or multiple convicted charges, the distinct count on cases counts the case only once.

* Other disposition types include: Denied, Extradition, Grand Jury, Granted, Merged, Mistrial, Grand Jury, Other, Remanded, and Sealed Records.

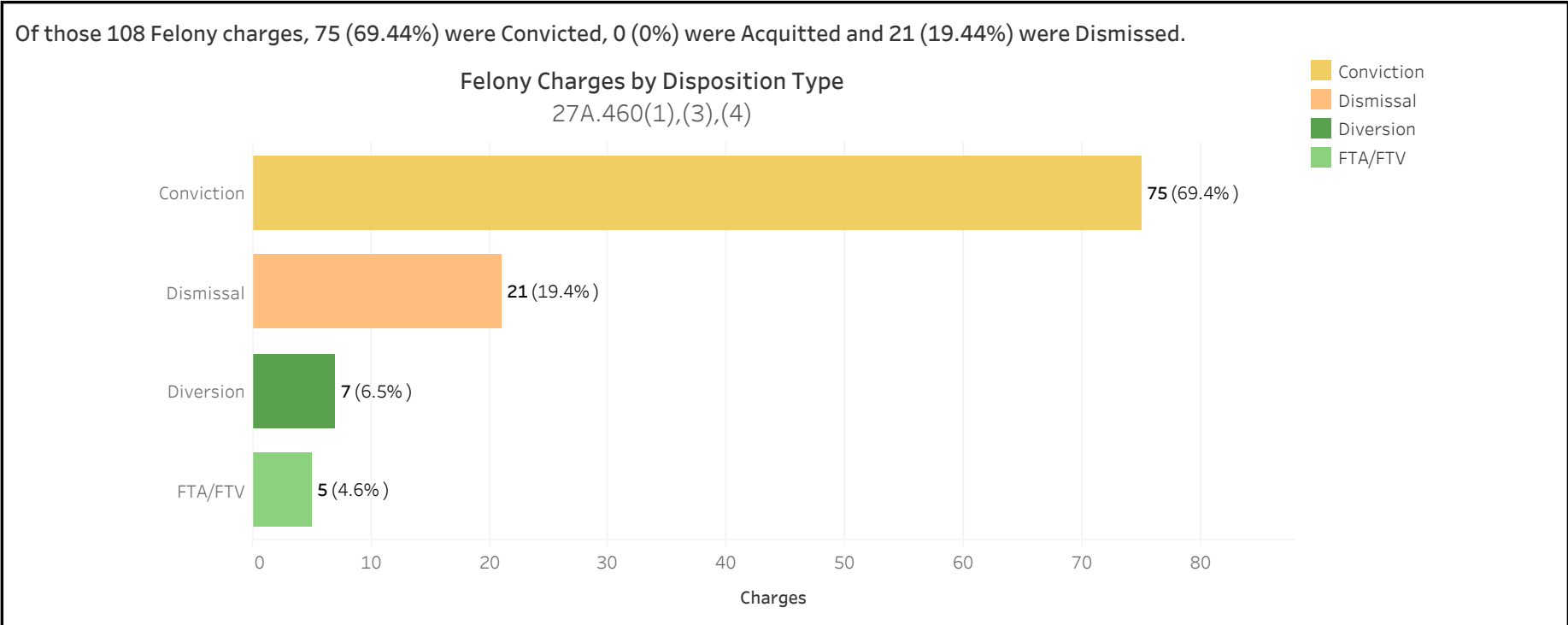


ADMINISTRATIVE OFFICE OF THE COURTS
Research and Statistics
 Annual Report FY 2023
 Circuit Court - Felony Criminal Cases

CRITTENDEN COUNTY

There were 108 Felony level charges and 0 Non-Felony level charges disposed within 75 Circuit Criminal cases during the Fiscal Year. Non-Felony charges include Misdemeanor, Violation, Local Ordinance or Other charges within those cases.

	Charges	Cases
CRITTENDEN Felony	108	75
Felony amended to Non-Felony	0	



27A.460(1) Conviction Percentages
 27A.460(3) Percentage of Acquittals
 27A.460(4) Percentage of Dismissals

* A case may consist of one or multiple convicted charges, the distinct count on cases counts the case only once.
 * Other Disposition types include: Denied, Extradition, Grand Jury, Granted, Merged, Mistrial, Grand Jury, Other, Remanded, and Sealed Records.



ADMINISTRATIVE OFFICE OF THE COURTS
Research and Statistics
 Annual Report FY 2023
 Circuit Court - Felony Criminal Cases

CRITTENDEN COUNTY

Felony Charges Convicted by Highest Penalty Type

Penalty Type	FELONY			MISDEMEANOR			VIOLATION			Grand Total		
	Charges	% of Chgs	Cases	Charges	% of Chgs	Cases	Charges	% of Chgs	Cases	Charges	% of Chgs	Cases
Incarcerated Prison	39	52.0%	26							39	26.0%	26
Incarcerated Jail	21	28.0%	19	47	75.8%	26				68	45.3%	34
Alternative: Probation	15	20.0%	11	10	16.1%	5				25	16.7%	12
Alternative Sentence				1	1.6%	1				1	0.7%	1
Pay Fine				2	3.2%	2	13	100.0%	6	15	10.0%	7
Other Penalty				2	3.2%	1				2	1.3%	1
Grand Total	75	100.0%	54	62	100.0%	31	13	100.0%	6	150	100.0%	56

27A.460(2) Percentages of fines, imprisonment, or other penalty assessment

Original & Final Plea Type

Felony Charges		UNKNOWN PLEA TYPE		Grand Total
		Original Plea	Final Plea	
	Original Plea		108 (100.0%)	108 (100.0%)
	Final Plea		108 (100.0%)	108 (100.0%)

27A.460(5) Percentage of pleas as charges

27A.460(6) Percentage of pleas to reduce charges

* A case may consist of one or multiple convicted charges, the distinct count on cases counts the case only once.

* Convicted charges, percent of charges and the distinct count of cases are sorted by the highest sentence penalty for each of the convicted charges (Guilty, Guilty - Multiple Counts, Prepayable Citation - Paid or Guilty - Sealed Sentence, Enhanced).



ADMINISTRATIVE OFFICE OF THE COURTS
Research and Statistics
 Annual Report FY 2023
 Circuit Court - Felony Criminal Cases

CRITTENDEN COUNTY

Cases can have multiple charges which are heard either by a Court Trial, Jury Trial, No Trial or by a combination of trial types. Cases are categorized by how all the charges within the case were disposed. If all charges were disposed by the same trial type, it is counted in the separate category, otherwise, it is counted within the Mixed Trial category. If a charge had no trial type entered or it had No Trial, then it is counted in the No Trial category.

Cases by Trial Type
 27A.460(7), (8), (9), (10)

	Mixed Trial	No Trial	Grand Total
Felony Charges	3 4.00%	72 96.00%	75 100.00%
Felony Convictions	2 3.70%	52 96.30%	54 100.00%

- 27A.460(7) Percentage of disposition to guilty as charged by trial
- 27A.460(8) Percentage of those found guilty of lesser charge by trial
- 27A.460(9) Percentage of cases where jury trial taken
- 27A.460(10) Percentage of trials which are bench (court) trials

Shock Probation by Disposition Type
 27A.440(3)(b)

	Denied	Granted	Grand Total
0026090 SHOCK PROBATION IN FELONY CONVICTIONS	11 44.00%	14 56.00%	25 100.00%

27A.440(3)(b) Extracted data on shock probation shall be placed in the annual report of the Administrative Office of the Courts

* A case may consist of one or multiple convicted charges, the distinct count on cases counts the case only once.

* Other Disposition types include: Denied, Extradition, Grand Jury, Granted, Merged, Mistrial, Grand Jury, Other, Remanded, and Sealed Records.



ADMINISTRATIVE OFFICE OF THE COURTS
Research and Statistics
 Annual Report FY 2023
 Circuit Court - Felony Criminal Cases
CRITTENDEN COUNTY

Youthful Offenders

There were 1 Felony level charges and 0 Non-Felony level charges disposed within 1 Circuit Criminal cases during the fiscal year. Non-Felony charges include Misdemeanor, Violation, Local Ordinance, or Other charges within those cases.

27A.460(11)

	Charges	Cases
Felony	1	1
Felony Amended to Non-Felony	0	0

27A.460(11) The number of juvenile offenders tried as an adult

Of the 1 Felony level charges disposed within the Youthful Offender cases, 1 (100.0%) charges were convicted.

Youthful Offender

	Conviction	Grand Total
Felony Charges by Disposition Type	1	1

Note: A youth charged prior to their 18th birthday, proceeded against as a youthful offender under KRS 635.020(7) may not be included in the above.

KRS 635.020(7) If a person who is eighteen (18) or older is charged with a felony that occurred prior to their eighteenth birthday, the court shall, upon motion of the county attorney made prior to adjudication and consultation with the Commonwealth's Attorney, the case may proceed in accordance with the provisions of KRS 640.010.

* A case may consist of one or multiple convicted charges, the distinct count on cases counts the case only once.

* Other disposition types include: Denied, Extradition, Grand Jury, Granted, Merged, Mistrial, Grand Jury, Other, Remanded, and Sealed Records.

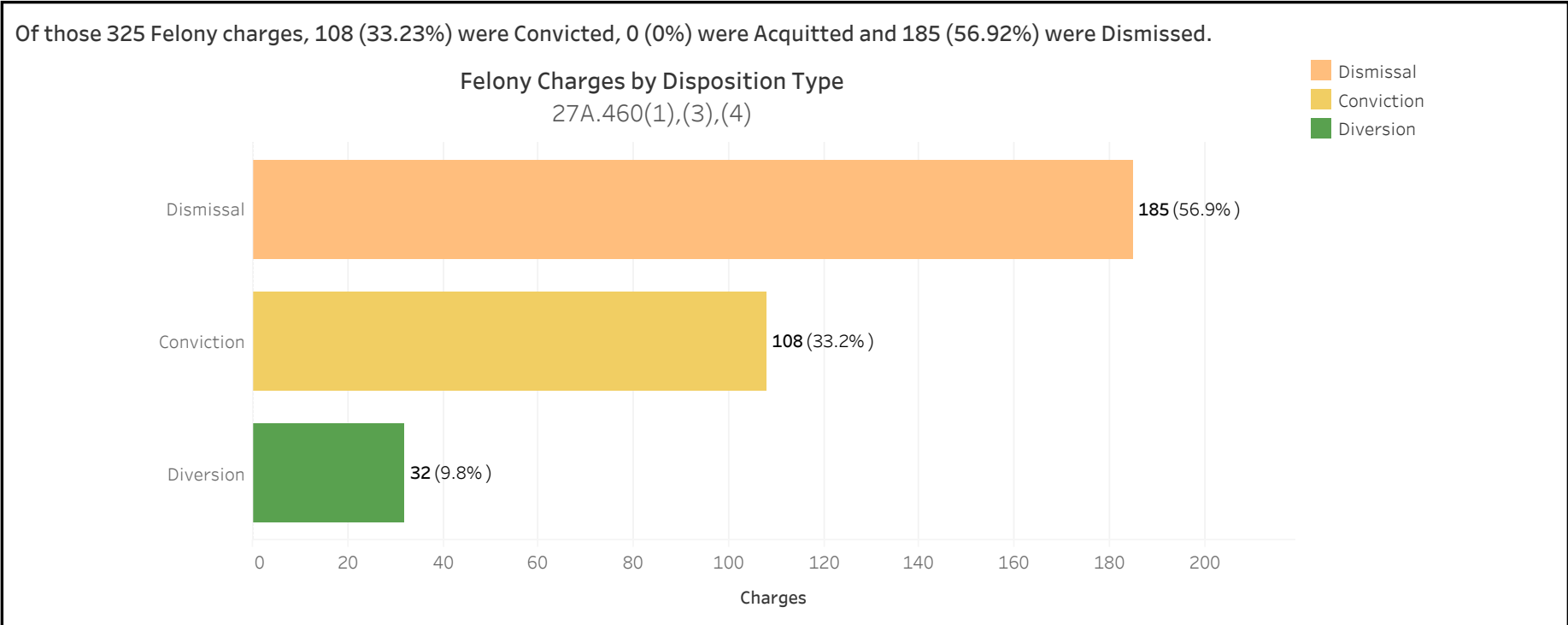


ADMINISTRATIVE OFFICE OF THE COURTS
Research and Statistics
 Annual Report FY 2023
 Circuit Court - Felony Criminal Cases

CUMBERLAND COUNTY

There were 325 Felony level charges and 1 Non-Felony level charges disposed within 141 Circuit Criminal cases during the Fiscal Year. Non-Felony charges include Misdemeanor, Violation, Local Ordinance or Other charges within those cases.

		Charges	Cases
CUMBERLAND	Felony	325	140
	Felony amended to Non-Felony	1	



27A.460(1) Conviction Percentages
 27A.460(3) Percentage of Acquittals
 27A.460(4) Percentage of Dismissals

* A case may consist of one or multiple convicted charges, the distinct count on cases counts the case only once.
 * Other Disposition types include: Denied, Extradition, Grand Jury, Granted, Merged, Mistrial, Grand Jury, Other, Remanded, and Sealed Records.



ADMINISTRATIVE OFFICE OF THE COURTS
Research and Statistics
 Annual Report FY 2023
 Circuit Court - Felony Criminal Cases

CUMBERLAND COUNTY

Felony Charges Convicted by Highest Penalty Type

Penalty Type	FELONY			MISDEMEANOR			VIOLATION			Grand Total		
	Charges	% of Chgs	Cases	Charges	% of Chgs	Cases	Charges	% of Chgs	Cases	Charges	% of Chgs	Cases
Incarcerated Prison	57	57.6%	31							57	44.2%	31
Incarcerated Jail	9	9.1%	9	8	28.6%	7				17	13.2%	16
Alternative: Home Incarcerati..	10	10.1%	8							10	7.8%	8
Alternative: Probation	23	23.2%	18	2	7.1%	2				25	19.4%	20
Pay Fine				16	57.1%	14	2	100.0%	1	18	14.0%	14
Pay Court Cost				1	3.6%	1				1	0.8%	1
No Sentence				1	3.6%	1				1	0.8%	1
Grand Total	99	100.0%	66	28	100.0%	24	2	100.0%	1	129	100.0%	82

27A.460(2) Percentages of fines, imprisonment, or other penalty assessment

Original & Final Plea Type

		GUILTY	NOT GUILTY	UNKNOWN PLEA TYPE	Grand Total
Felony Charges	Original Plea		13 (4.0%)	312 (96.0%)	325 (100.0%)
	Final Plea	13 (4.0%)		312 (96.0%)	325 (100.0%)
Felony amended to Non-Felony	Original Plea			1 (100.0%)	1 (100.0%)
	Final Plea			1 (100.0%)	1 (100.0%)

27A.460(5) Percentage of pleas as charges

27A.460(6) Percentage of pleas to reduce charges

* A case may consist of one or multiple convicted charges, the distinct count on cases counts the case only once.

* Convicted charges, percent of charges and the distinct count of cases are sorted by the highest sentence penalty for each of the convicted charges (Guilty, Guilty - Multiple Counts, Prepayable Citation - Paid or Guilty - Sealed Sentence, Enhanced).



ADMINISTRATIVE OFFICE OF THE COURTS
Research and Statistics
 Annual Report FY 2023
 Circuit Court - Felony Criminal Cases

CUMBERLAND COUNTY

Cases can have multiple charges which are heard either by a Court Trial, Jury Trial, No Trial or by a combination of trial types. Cases are categorized by how all the charges within the case were disposed. If all charges were disposed by the same trial type, it is counted in the separate category, otherwise, it is counted within the Mixed Trial category. If a charge had no trial type entered or it had No Trial, then it is counted in the No Trial category.

Cases by Trial Type
 27A.460(7), (8), (9), (10)

	Mixed Trial	No Trial	Grand Total
Felony Amended to Non-Felony		1 100.00%	1 100.00%
Felony Charges	3 2.14%	137 97.86%	140 100.00%
Felony Convictions	2 3.03%	64 96.97%	66 100.00%

- 27A.460(7) Percentage of disposition to guilty as charged by trial
- 27A.460(8) Percentage of those found guilty of lesser charge by trial
- 27A.460(9) Percentage of cases where jury trial taken
- 27A.460(10) Percentage of trials which are bench (court) trials

Shock Probation by Disposition Type
 27A.440(3)(b)

	Denied	Granted	Grand Total
0026090 SHOCK PROBATION IN FELONY CONVICTIONS	18 72.00%	7 28.00%	25 100.00%

27A.440(3)(b) Extracted data on shock probation shall be placed in the annual report of the Administrative Office of the Courts

* A case may consist of one or multiple convicted charges, the distinct count on cases counts the case only once.
 * Other Disposition types include: Denied, Extradition, Grand Jury, Granted, Merged, Mistrial, Grand Jury, Other, Remanded, and Sealed Records.



ADMINISTRATIVE OFFICE OF THE COURTS
Research and Statistics
Annual Report FY 2023
Circuit Court - Felony Criminal Cases
CUMBERLAND COUNTY

Youthful Offenders

There were 1 Felony level charges and 0 Non-Felony level charges disposed within 1 Circuit Criminal cases during the fiscal year. Non-Felony charges include Misdemeanor, Violation, Local Ordinance, or Other charges within those cases.

27A.460(11)

	Charges	Cases
Felony	1	1
Felony Amended to Non-Felony	0	0

27A.460(11) The number of juvenile offenders tried as an adult

Of the 1 Felony level charges disposed within the Youthful Offender cases, 0 (0%) charges were convicted.

Youthful Offender

	Diversion	Grand Total
Felony Charges by Disposition Type	1	1

Note: A youth charged prior to their 18th birthday, proceeded against as a youthful offender under KRS 635.020(7) may not be included in the above.

KRS 635.020(7) If a person who is eighteen (18) or older is charged with a felony that occurred prior to their eighteenth birthday, the court shall, upon motion of the county attorney made prior to adjudication and consultation with the Commonwealth's Attorney, the case may proceed in accordance with the provisions of KRS 640.010.

* A case may consist of one or multiple convicted charges, the distinct count on cases counts the case only once.

* Other disposition types include: Denied, Extradition, Grand Jury, Granted, Merged, Mistrial, Grand Jury, Other, Remanded, and Sealed Records.

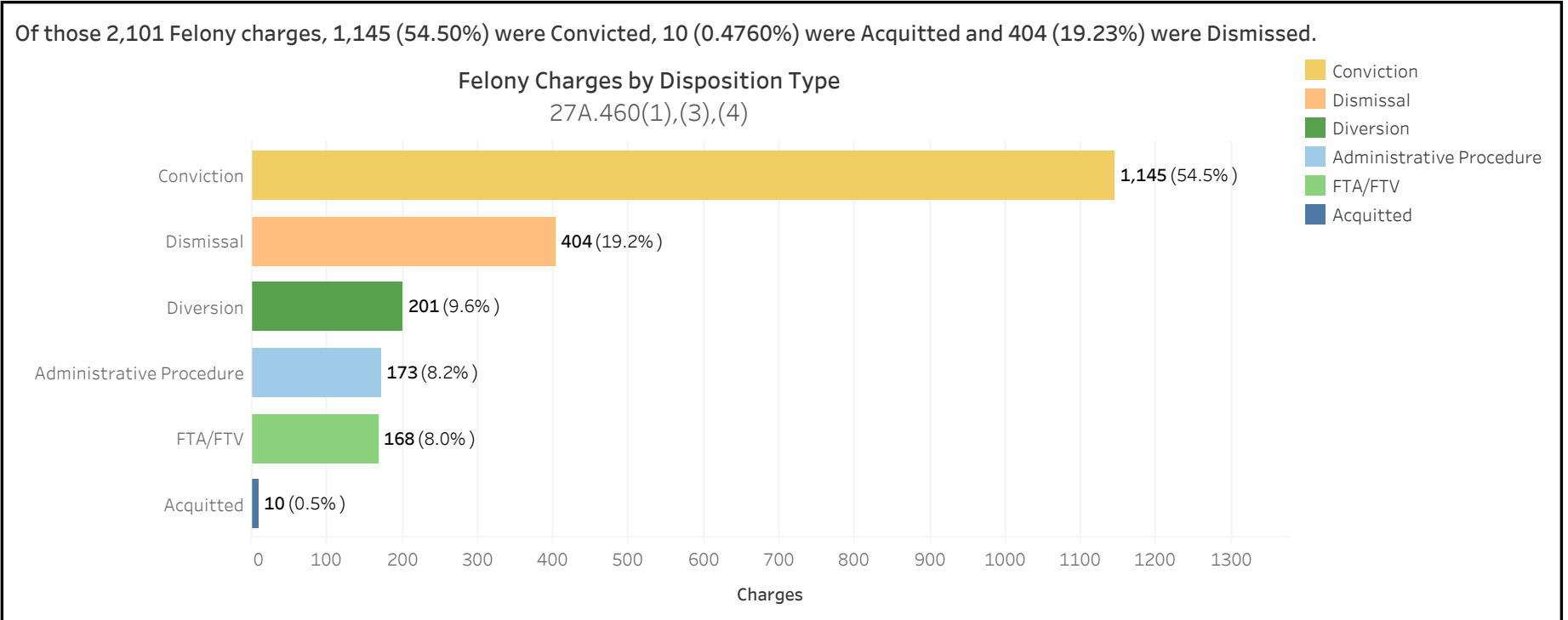


ADMINISTRATIVE OFFICE OF THE COURTS
Research and Statistics
 Annual Report FY 2023
 Circuit Court - Felony Criminal Cases

DAVIESS COUNTY

There were 2,101 Felony level charges and 119 Non-Felony level charges disposed within 1,458 Circuit Criminal cases during the Fiscal Year. Non-Felony charges include Misdemeanor, Violation, Local Ordinance or Other charges within those cases.

		Charges	Cases
DAVIESS	Felony	2,101	1,354
	Felony amended to Non-Felony	119	



27A.460(1) Conviction Percentages
 27A.460(3) Percentage of Acquittals
 27A.460(4) Percentage of Dismissals

* A case may consist of one or multiple convicted charges, the distinct count on cases counts the case only once.
 * Other Disposition types include: Denied, Extradition, Grand Jury, Granted, Merged, Mistrial, Grand Jury, Other, Remanded, and Sealed Records.



ADMINISTRATIVE OFFICE OF THE COURTS
Research and Statistics
 Annual Report FY 2023
 Circuit Court - Felony Criminal Cases

DAVISS COUNTY

Felony Charges Convicted by Highest Penalty Type

Penalty Type	FELONY			MISDEMEANOR			VIOLATION			Grand Total		
	Charges	% of Chgs	Cases	Charges	% of Chgs	Cases	Charges	% of Chgs	Cases	Charges	% of Chgs	Cases
Incarcerated Prison	392	34.3%	201							392	17.0%	201
Incarcerated Jail	214	18.7%	175	392	38.7%	237				606	26.2%	316
Alternative: Probation	525	45.9%	418	602	59.5%	332	1	0.6%	1	1,128	48.8%	509
Alternative Sentence	1	0.1%	1	4	0.4%	4	9	5.8%	5	14	0.6%	10
Pay Fine				1	0.1%	1	121	78.1%	77	122	5.3%	78
Pay Court Cost	1	0.1%	1							1	0.0%	1
Other Penalty				9	0.9%	8	23	14.8%	18	32	1.4%	26
No Sentence	11	1.0%	2	4	0.4%	4	1	0.6%	1	16	0.7%	6
Grand Total	1,144	100.0%	785	1,012	100.0%	565	155	100.0%	101	2,311	100.0%	925

27A.460(2) Percentages of fines, imprisonment, or other penalty assessment

Original & Final Plea Type

		GUILTY	NOT GUILTY	UNKNOWN PLEA TYPE	Grand Total
Felony Charges	Original Plea	20 (1.0%)	1,520 (72.3%)	561 (26.7%)	2,101 (100.0%)
	Final Plea	1,407 (67.0%)	133 (6.3%)	561 (26.7%)	2,101 (100.0%)
Felony amended to Non-Felony	Original Plea	1 (0.8%)	39 (32.8%)	79 (66.4%)	119 (100.0%)
	Final Plea	3 (2.5%)	37 (31.1%)	79 (66.4%)	119 (100.0%)

27A.460(5) Percentage of pleas as charges

27A.460(6) Percentage of pleas to reduce charges

* A case may consist of one or multiple convicted charges, the distinct count on cases counts the case only once.

* Convicted charges, percent of charges and the distinct count of cases are sorted by the highest sentence penalty for each of the convicted charges (Guilty, Guilty - Multiple Counts, Prepayable Citation - Paid or Guilty - Sealed Sentence, Enhanced).



ADMINISTRATIVE OFFICE OF THE COURTS
Research and Statistics
 Annual Report FY 2023
 Circuit Court - Felony Criminal Cases

DAVIESS COUNTY

Cases can have multiple charges which are heard either by a Court Trial, Jury Trial, No Trial or by a combination of trial types. Cases are categorized by how all the charges within the case were disposed. If all charges were disposed by the same trial type, it is counted in the separate category, otherwise, it is counted within the Mixed Trial category. If a charge had no trial type entered or it had No Trial, then it is counted in the No Trial category.

Cases by Trial Type
 27A.460(7), (8), (9), (10)

	Jury Trial	Mixed Trial	No Trial	Grand Total
Felony Amended to Non-Felony		1 0.96%	103 99.04%	104 100.00%
Felony Charges	3 0.22%	36 2.66%	1,315 97.12%	1,354 100.00%
Felony Convictions	1 0.13%	30 3.82%	755 96.06%	786 100.00%

- 27A.460(7) Percentage of disposition to guilty as charged by trial
- 27A.460(8) Percentage of those found guilty of lesser charge by trial
- 27A.460(9) Percentage of cases where jury trial taken
- 27A.460(10) Percentage of trials which are bench (court) trials

Shock Probation by Disposition Type
 27A.440(3)(b)

	Denied	Granted	Vacated	Grand Total
0026090 SHOCK PROBATION IN FELONY CONVICTIONS	435 76.32%	132 23.16%	3 0.53%	570 100.00%

27A.440(3)(b) Extracted data on shock probation shall be placed in the annual report of the Administrative Office of the Courts

* A case may consist of one or multiple convicted charges, the distinct count on cases counts the case only once.
 * Other Disposition types include: Denied, Extradition, Grand Jury, Granted, Merged, Mistrial, Grand Jury, Other, Remanded, and Sealed Records.



ADMINISTRATIVE OFFICE OF THE COURTS
Research and Statistics
Annual Report FY 2023
Circuit Court - Felony Criminal Cases
DAVIESS COUNTY

Youthful Offenders

There were 9 Felony level charges and 0 Non-Felony level charges disposed within 2 Circuit Criminal cases during the fiscal year. Non-Felony charges include Misdemeanor, Violation, Local Ordinance, or Other charges within those cases.

27A.460(11)

	Charges	Cases
Felony	9	2
Felony Amended to Non-Felony	0	0

27A.460(11) The number of juvenile offenders tried as an adult

Of the 9 Felony level charges disposed within the Youthful Offender cases, 0 (0%) charges were convicted.

Youthful Offender

	Dismissal	FTA/FTV	Grand Total
Felony Charges by Disposition Type	3	6	9

Note: A youth charged prior to their 18th birthday, proceeded against as a youthful offender under KRS 635.020(7) may not be included in the above.

KRS 635.020(7) If a person who is eighteen (18) or older is charged with a felony that occurred prior to their eighteenth birthday, the court shall, upon motion of the county attorney made prior to adjudication and consultation with the Commonwealth's Attorney, the case may proceed in accordance with the provisions of KRS 640.010.

* A case may consist of one or multiple convicted charges, the distinct count on cases counts the case only once.

* Other disposition types include: Denied, Extradition, Grand Jury, Granted, Merged, Mistrial, Grand Jury, Other, Remanded, and Sealed Records.

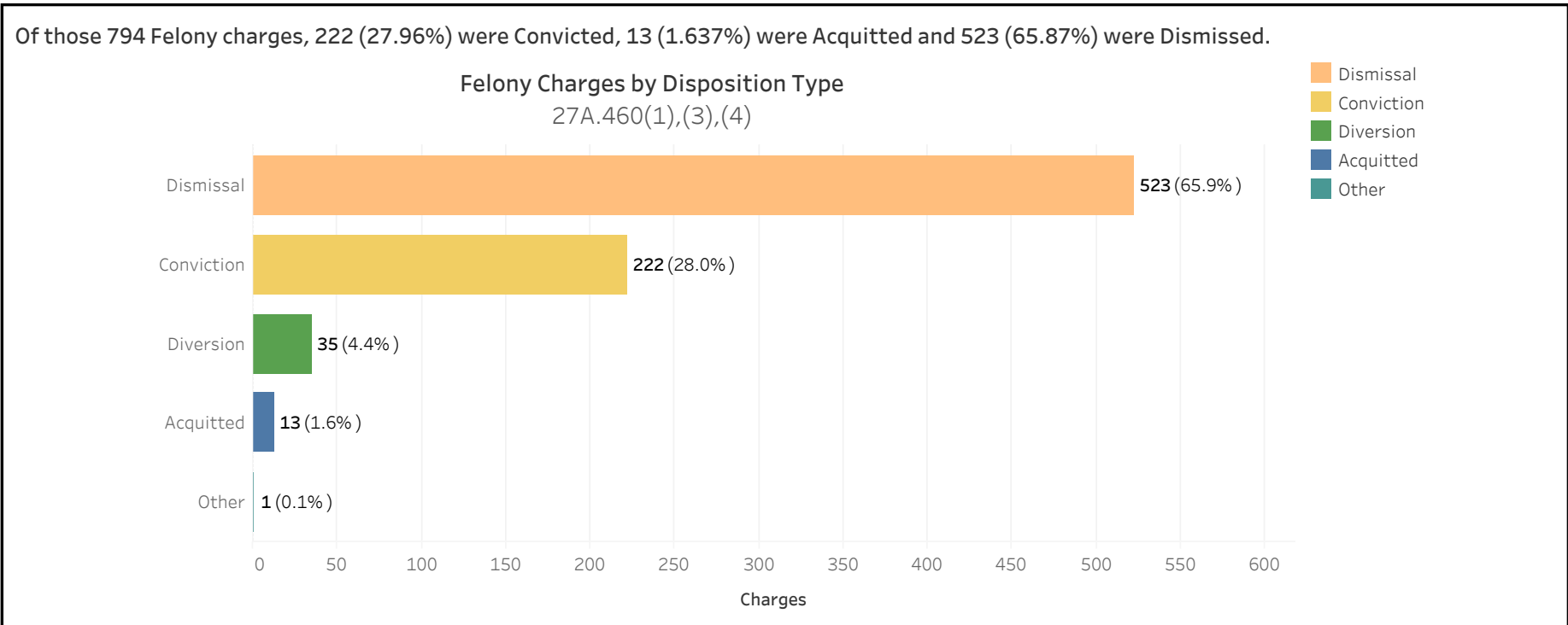


ADMINISTRATIVE OFFICE OF THE COURTS
Research and Statistics
 Annual Report FY 2023
 Circuit Court - Felony Criminal Cases

EDMONSON COUNTY

There were 794 Felony level charges and 36 Non-Felony level charges disposed within 278 Circuit Criminal cases during the Fiscal Year. Non-Felony charges include Misdemeanor, Violation, Local Ordinance or Other charges within those cases.

		Charges	Cases
EDMONSON	Felony	794	259
	Felony amended to Non-Felony	36	



27A.460(1) Conviction Percentages
 27A.460(3) Percentage of Acquittals
 27A.460(4) Percentage of Dismissals

* A case may consist of one or multiple convicted charges, the distinct count on cases counts the case only once.
 * Other Disposition types include: Denied, Extradition, Grand Jury, Granted, Merged, Mistrial, Grand Jury, Other, Remanded, and Sealed Records.



ADMINISTRATIVE OFFICE OF THE COURTS
Research and Statistics
 Annual Report FY 2023
 Circuit Court - Felony Criminal Cases

EDMONSON COUNTY

Felony Charges Convicted by Highest Penalty Type

Penalty Type	FELONY			MISDEMEANOR			OTHER			VIOLATION			Grand Total		
	Charges	% of Ch..	Cases	Charges	% of Ch..	Cases	Charges	% of Ch..	Cases	Charges	% of Ch..	Cases	Charges	% of Ch..	Cases
Incarcerated Prison	75	34.4%	53	1	1.2%	1							76	25.0%	54
Incarcerated Jail	35	16.1%	31	22	26.2%	20	1	100.0%	1				58	19.1%	46
Alternative: Probation	86	39.4%	71	32	38.1%	32							118	38.8%	98
Alternative: Cond. Discharged	1	0.5%	1	1	1.2%	1							2	0.7%	2
Alternative Sentence				1	1.2%	1							1	0.3%	1
Pay Fine				1	1.2%	1				1	100.0%	1	2	0.7%	2
Pay Court Cost	1	0.5%	1	5	6.0%	5							6	2.0%	6
Other Penalty	14	6.4%	12	18	21.4%	2							32	10.5%	13
No Sentence	6	2.8%	4	3	3.6%	3							9	3.0%	6
Grand Total	218	100.0%	165	84	100.0%	64	1	100.0%	1	1	100.0%	1	304	100.0%	203

27A.460(2) Percentages of fines, imprisonment, or other penalty assessment

Original & Final Plea Type

		UNKNOWN PLEA TYPE	Grand Total
Felony Charges	Original Plea	794 (100.0%)	794 (100.0%)
	Final Plea	794 (100.0%)	794 (100.0%)
Felony amended to Non-Felony	Original Plea	36 (100.0%)	36 (100.0%)
	Final Plea	36 (100.0%)	36 (100.0%)

27A.460(5) Percentage of pleas as charges

27A.460(6) Percentage of pleas to reduce charges

* A case may consist of one or multiple convicted charges, the distinct count on cases counts the case only once.

* Convicted charges, percent of charges and the distinct count of cases are sorted by the highest sentence penalty for each of the convicted charges (Guilty, Guilty - Multiple Counts, Prepayable Citation - Paid or Guilty - Sealed Sentence, Enhanced).



ADMINISTRATIVE OFFICE OF THE COURTS
Research and Statistics
 Annual Report FY 2023
 Circuit Court - Felony Criminal Cases

EDMONSON COUNTY

Cases can have multiple charges which are heard either by a Court Trial, Jury Trial, No Trial or by a combination of trial types. Cases are categorized by how all the charges within the case were disposed. If all charges were disposed by the same trial type, it is counted in the separate category, otherwise, it is counted within the Mixed Trial category. If a charge had no trial type entered or it had No Trial, then it is counted in the No Trial category.

Cases by Trial Type
 27A.460(7), (8), (9), (10)

	Jury Trial	Mixed Trial	No Trial	Grand Total
Felony Amended to Non-Felony		1 5.26%	18 94.74%	19 100.00%
Felony Charges	2 0.77%	1 0.39%	256 98.84%	259 100.00%
Felony Convictions		1 0.61%	164 99.39%	165 100.00%

- 27A.460(7) Percentage of disposition to guilty as charged by trial
- 27A.460(8) Percentage of those found guilty of lesser charge by trial
- 27A.460(9) Percentage of cases where jury trial taken
- 27A.460(10) Percentage of trials which are bench (court) trials

Shock Probation by Disposition Type
 27A.440(3)(b)

	Denied	Granted	Grand Total
0026090 SHOCK PROBATION IN FELONY CONVICTIONS	6 15.38%	33 84.62%	39 100.00%
0026100 SHOCK PROBATION IN MISDEMEANOR CONVICTIONS		2 100.00%	2 100.00%

27A.440(3)(b) Extracted data on shock probation shall be placed in the annual report of the Administrative Office of the Courts

* A case may consist of one or multiple convicted charges, the distinct count on cases counts the case only once.
 * Other Disposition types include: Denied, Extradition, Grand Jury, Granted, Merged, Mistrial, Grand Jury, Other, Remanded, and Sealed Records.



ADMINISTRATIVE OFFICE OF THE COURTS
Research and Statistics
 Annual Report FY 2023
 Circuit Court - Felony Criminal Cases
EDMONSON COUNTY

Youthful Offenders

There were 0 Felony level charges and 0 Non-Felony level charges disposed within 0 Circuit Criminal cases during the fiscal year. Non-Felony charges include Misdemeanor, Violation, Local Ordinance, or Other charges within those cases.

27A.460(11)

	Charges	Cases
Felony		
Felony Amended to Non-Felony		

27A.460(11) The number of juvenile offenders tried as an adult

Of the 0 Felony level charges disposed within the Youthful Offender cases, 0 (None%) charges were convicted.

Youthful Offender

	Grand Total
Felony Charges by Disposition Type	0

Note: A youth charged prior to their 18th birthday, proceeded against as a youthful offender under KRS 635.020(7) may not be included in the above.

KRS 635.020(7) If a person who is eighteen (18) or older is charged with a felony that occurred prior to their eighteenth birthday, the court shall, upon motion of the county attorney made prior to adjudication and consultation with the Commonwealth's Attorney, the case may proceed in accordance with the provisions of KRS 640.010.

* A case may consist of one or multiple convicted charges, the distinct count on cases counts the case only once.

* Other disposition types include: Denied, Extradition, Grand Jury, Granted, Merged, Mistrial, Grand Jury, Other, Remanded, and Sealed Records.

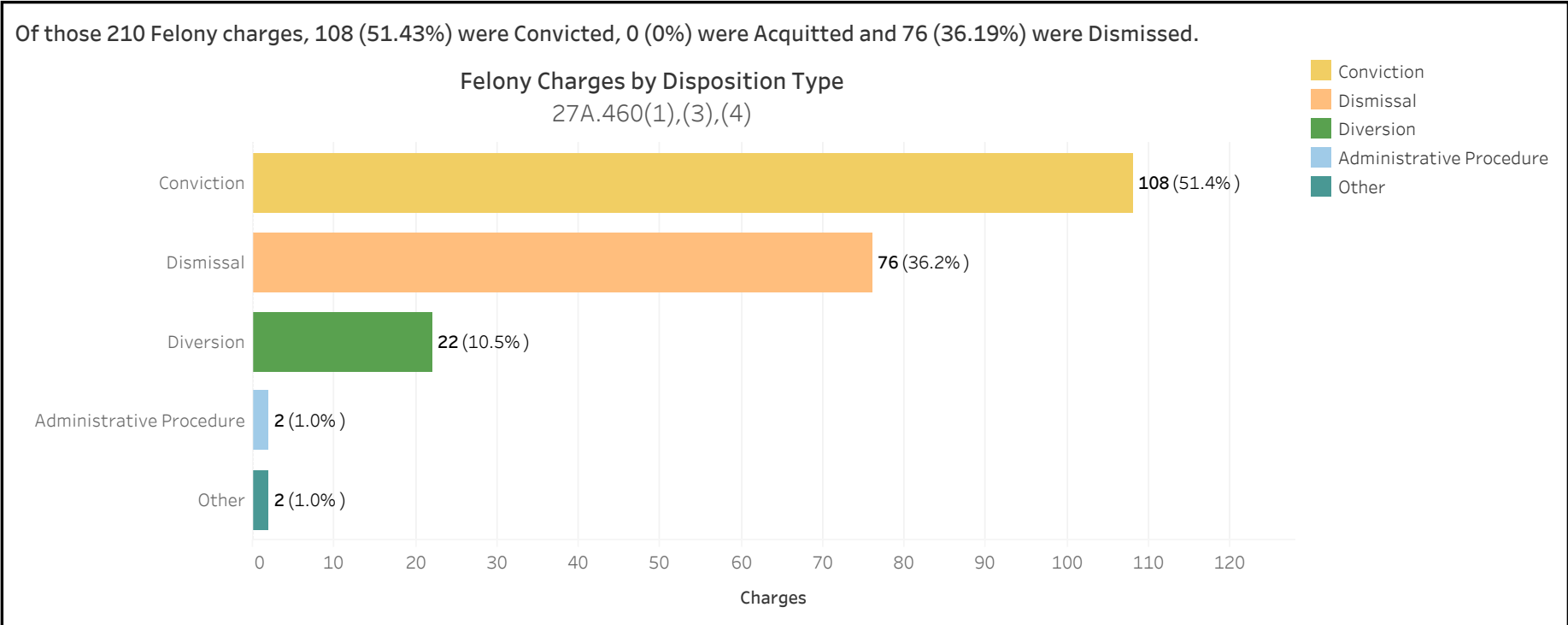


ADMINISTRATIVE OFFICE OF THE COURTS
Research and Statistics
 Annual Report FY 2023
 Circuit Court - Felony Criminal Cases

ELLIOTT COUNTY

There were 210 Felony level charges and 4 Non-Felony level charges disposed within 105 Circuit Criminal cases during the Fiscal Year. Non-Felony charges include Misdemeanor, Violation, Local Ordinance or Other charges within those cases.

		Charges	Cases
ELLIOTT	Felony	210	101
	Felony amended to Non-Felony	4	



27A.460(1) Conviction Percentages
 27A.460(3) Percentage of Acquittals
 27A.460(4) Percentage of Dismissals

* A case may consist of one or multiple convicted charges, the distinct count on cases counts the case only once.
 * Other Disposition types include: Denied, Extradition, Grand Jury, Granted, Merged, Mistrial, Grand Jury, Other, Remanded, and Sealed Records.



ADMINISTRATIVE OFFICE OF THE COURTS
Research and Statistics
 Annual Report FY 2023
 Circuit Court - Felony Criminal Cases

ELLIOTT COUNTY

Felony Charges Convicted by Highest Penalty Type

Penalty Type	FELONY			MISDEMEANOR			VIOLATION			Grand Total		
	Charges	% of Chgs	Cases	Charges	% of Chgs	Cases	Charges	% of Chgs	Cases	Charges	% of Chgs	Cases
Incarcerated Prison	59	54.6%	30				1	20.0%	1	60	31.9%	30
Incarcerated Jail	17	15.7%	17	36	48.0%	23				53	28.2%	33
Alternative: Probation	1	0.9%	1							1	0.5%	1
Alternative: Cond. Discharged	3	2.8%	3	16	21.3%	9				19	10.1%	12
Alternative Sentence	6	5.6%	5	7	9.3%	5				13	6.9%	9
Pay Fine	1	0.9%	1				4	80.0%	4	5	2.7%	5
Pay Court Cost	11	10.2%	11	1	1.3%	1				12	6.4%	12
Other Penalty	9	8.3%	8	14	18.7%	8				23	12.2%	13
No Sentence	1	0.9%	1	1	1.3%	1				2	1.1%	2
Grand Total	108	100.0%	76	75	100.0%	45	5	100.0%	5	188	100.0%	89

27A.460(2) Percentages of fines, imprisonment, or other penalty assessment

Original & Final Plea Type

		GUILTY	NOT GUILTY	UNKNOWN PLEA TYPE	Grand Total
Felony Charges	Original Plea	1 (0.5%)	97 (46.2%)	112 (53.3%)	210 (100.0%)
	Final Plea	97 (46.2%)	1 (0.5%)	112 (53.3%)	210 (100.0%)
Felony amended to Non-Felony	Original Plea		1 (25.0%)	3 (75.0%)	4 (100.0%)
	Final Plea	1 (25.0%)		3 (75.0%)	4 (100.0%)

27A.460(5) Percentage of pleas as charges

27A.460(6) Percentage of pleas to reduce charges

* A case may consist of one or multiple convicted charges, the distinct count on cases counts the case only once.

* Convicted charges, percent of charges and the distinct count of cases are sorted by the highest sentence penalty for each of the convicted charges (Guilty, Guilty - Multiple Counts, Prepayable Citation - Paid or Guilty - Sealed Sentence, Enhanced).



ADMINISTRATIVE OFFICE OF THE COURTS
Research and Statistics
 Annual Report FY 2023
 Circuit Court - Felony Criminal Cases

ELLIOTT COUNTY

Cases can have multiple charges which are heard either by a Court Trial, Jury Trial, No Trial or by a combination of trial types. Cases are categorized by how all the charges within the case were disposed. If all charges were disposed by the same trial type, it is counted in the separate category, otherwise, it is counted within the Mixed Trial category. If a charge had no trial type entered or it had No Trial, then it is counted in the No Trial category.

Cases by Trial Type
 27A.460(7), (8), (9), (10)

	Mixed Trial	No Trial	Grand Total
Felony Amended to Non-Felony		4 100.00%	4 100.00%
Felony Charges	3 2.97%	98 97.03%	101 100.00%
Felony Convictions	2 2.63%	74 97.37%	76 100.00%

- 27A.460(7) Percentage of disposition to guilty as charged by trial
- 27A.460(8) Percentage of those found guilty of lesser charge by trial
- 27A.460(9) Percentage of cases where jury trial taken
- 27A.460(10) Percentage of trials which are bench (court) trials

Shock Probation by Disposition Type
 27A.440(3)(b)

	Denied	Grand Total
0026090 SHOCK PROBATION IN FELONY CONVICTIONS	1 100.00%	1 100.00%

27A.440(3)(b) Extracted data on shock probation shall be placed in the annual report of the Administrative Office of the Courts

* A case may consist of one or multiple convicted charges, the distinct count on cases counts the case only once.
 * Other Disposition types include: Denied, Extradition, Grand Jury, Granted, Merged, Mistrial, Grand Jury, Other, Remanded, and Sealed Records.



ADMINISTRATIVE OFFICE OF THE COURTS
Research and Statistics
Annual Report FY 2023
Circuit Court - Felony Criminal Cases
ELLIOTT COUNTY

Youthful Offenders

There were 0 Felony level charges and 0 Non-Felony level charges disposed within 0 Circuit Criminal cases during the fiscal year. Non-Felony charges include Misdemeanor, Violation, Local Ordinance, or Other charges within those cases.

27A.460(11)

	Charges	Cases
Felony		
Felony Amended to Non-Felony		

27A.460(11) The number of juvenile offenders tried as an adult

Of the 0 Felony level charges disposed within the Youthful Offender cases, 0 (None%) charges were convicted.

Youthful Offender

		Grand Total
Felony Charges by Disposition Type	0	0

Note: A youth charged prior to their 18th birthday, proceeded against as a youthful offender under KRS 635.020(7) may not be included in the above.

KRS 635.020(7) If a person who is eighteen (18) or older is charged with a felony that occurred prior to their eighteenth birthday, the court shall, upon motion of the county attorney made prior to adjudication and consultation with the Commonwealth's Attorney, the case may proceed in accordance with the provisions of KRS 640.010.

* A case may consist of one or multiple convicted charges, the distinct count on cases counts the case only once.

* Other disposition types include: Denied, Extradition, Grand Jury, Granted, Merged, Mistrial, Grand Jury, Other, Remanded, and Sealed Records.

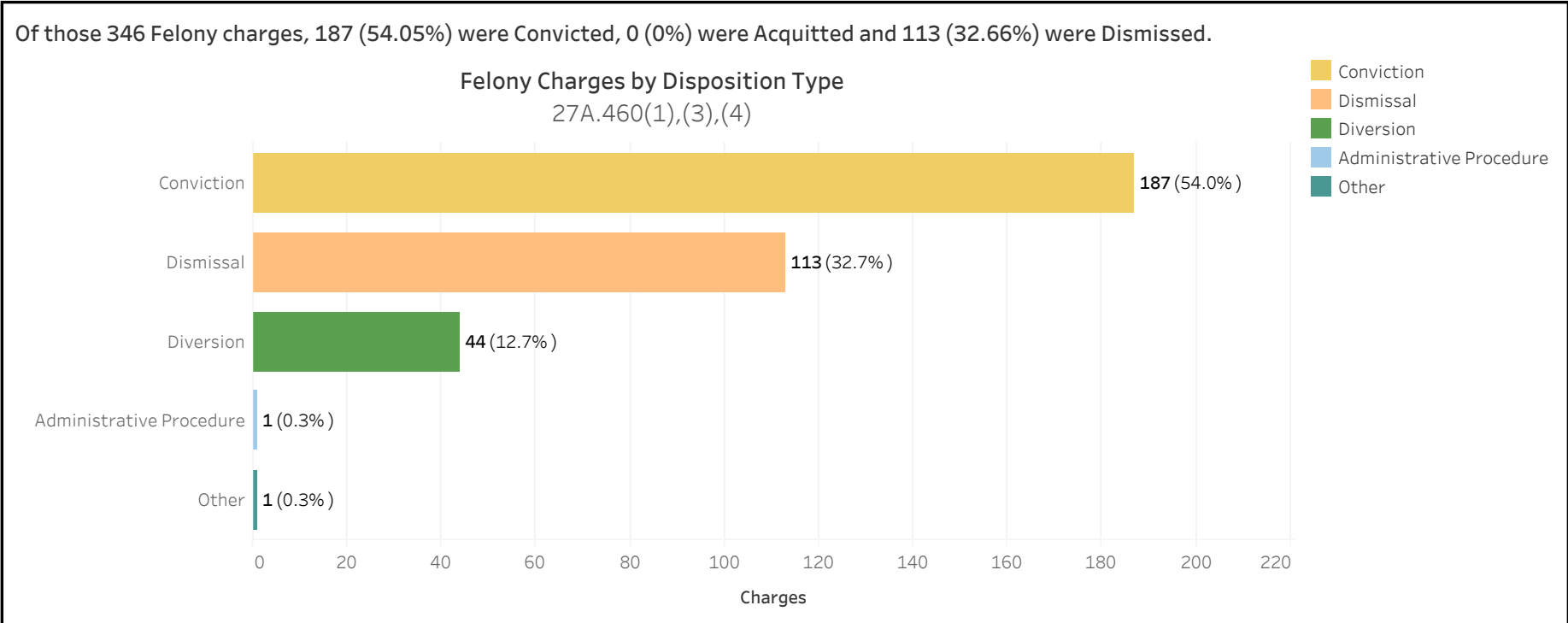


ADMINISTRATIVE OFFICE OF THE COURTS
Research and Statistics
 Annual Report FY 2023
 Circuit Court - Felony Criminal Cases

ESTILL COUNTY

There were 346 Felony level charges and 4 Non-Felony level charges disposed within 206 Circuit Criminal cases during the Fiscal Year. Non-Felony charges include Misdemeanor, Violation, Local Ordinance or Other charges within those cases.

		Charges	Cases
ESTILL	Felony	346	202
	Felony amended to Non-Felony	4	



27A.460(1) Conviction Percentages
 27A.460(3) Percentage of Acquittals
 27A.460(4) Percentage of Dismissals

* A case may consist of one or multiple convicted charges, the distinct count on cases counts the case only once.
 * Other Disposition types include: Denied, Extradition, Grand Jury, Granted, Merged, Mistrial, Grand Jury, Other, Remanded, and Sealed Records.



ADMINISTRATIVE OFFICE OF THE COURTS
Research and Statistics
 Annual Report FY 2023
 Circuit Court - Felony Criminal Cases

ESTILL COUNTY

Felony Charges Convicted by Highest Penalty Type

Penalty Type	FELONY			MISDEMEANOR			VIOLATION			Grand Total		
	Charges	% of Chgs	Cases	Charges	% of Chgs	Cases	Charges	% of Chgs	Cases	Charges	% of Chgs	Cases
Incarcerated Prison	63	34.1%	35							63	22.6%	35
Incarcerated Jail	48	25.9%	35	56	69.1%	28	1	7.7%	1	105	37.6%	54
Alternative: Probation	70	37.8%	48	9	11.1%	6				79	28.3%	48
Alternative: Cond. Discharged	3	1.6%	3	10	12.3%	8				13	4.7%	11
Alternative Sentence	1	0.5%	1	1	1.2%	1	1	7.7%	1	3	1.1%	3
Pay Fine				3	3.7%	3	11	84.6%	7	14	5.0%	9
Other Penalty				1	1.2%	1				1	0.4%	1
No Sentence				1	1.2%	1				1	0.4%	1
Grand Total	185	100.0%	120	81	100.0%	47	13	100.0%	7	279	100.0%	128

27A.460(2) Percentages of fines, imprisonment, or other penalty assessment

Original & Final Plea Type

		UNKNOWN PLEA TYPE	Grand Total
Felony Charges	Original Plea	346 (100.0%)	346 (100.0%)
	Final Plea	346 (100.0%)	346 (100.0%)
Felony amended to Non-Felony	Original Plea	4 (100.0%)	4 (100.0%)
	Final Plea	4 (100.0%)	4 (100.0%)

27A.460(5) Percentage of pleas as charges

27A.460(6) Percentage of pleas to reduce charges

* A case may consist of one or multiple convicted charges, the distinct count on cases counts the case only once.

* Convicted charges, percent of charges and the distinct count of cases are sorted by the highest sentence penalty for each of the convicted charges (Guilty, Guilty - Multiple Counts, Prepayable Citation - Paid or Guilty - Sealed Sentence, Enhanced).



ADMINISTRATIVE OFFICE OF THE COURTS
Research and Statistics
 Annual Report FY 2023
 Circuit Court - Felony Criminal Cases

ESTILL COUNTY

Cases can have multiple charges which are heard either by a Court Trial, Jury Trial, No Trial or by a combination of trial types. Cases are categorized by how all the charges within the case were disposed. If all charges were disposed by the same trial type, it is counted in the separate category, otherwise, it is counted within the Mixed Trial category. If a charge had no trial type entered or it had No Trial, then it is counted in the No Trial category.

Cases by Trial Type
 27A.460(7), (8), (9), (10)

	Mixed Trial	No Trial	Grand Total
Felony Amended to Non-Felony		4	4
		100.00%	100.00%
Felony Charges	12	190	202
	5.94%	94.06%	100.00%
Felony Convictions	9	111	120
	7.50%	92.50%	100.00%

- 27A.460(7) Percentage of disposition to guilty as charged by trial
- 27A.460(8) Percentage of those found guilty of lesser charge by trial
- 27A.460(9) Percentage of cases where jury trial taken
- 27A.460(10) Percentage of trials which are bench (court) trials

Shock Probation by Disposition Type
 27A.440(3)(b)

	Denied	Grand Total
0026090 SHOCK PROBATION IN FELONY CONVICTIONS	11	11
	100.00%	100.00%

27A.440(3)(b) Extracted data on shock probation shall be placed in the annual report of the Administrative Office of the Courts

* A case may consist of one or multiple convicted charges, the distinct count on cases counts the case only once.
 * Other Disposition types include: Denied, Extradition, Grand Jury, Granted, Merged, Mistrial, Grand Jury, Other, Remanded, and Sealed Records.



ADMINISTRATIVE OFFICE OF THE COURTS
Research and Statistics
 Annual Report FY 2023
 Circuit Court - Felony Criminal Cases
ESTILL COUNTY

Youthful Offenders

There were 0 Felony level charges and 0 Non-Felony level charges disposed within 0 Circuit Criminal cases during the fiscal year. Non-Felony charges include Misdemeanor, Violation, Local Ordinance, or Other charges within those cases.

27A.460(11)

	Charges	Cases
Felony		
Felony Amended to Non-Felony		

27A.460(11) The number of juvenile offenders tried as an adult

Of the 0 Felony level charges disposed within the Youthful Offender cases, 0 (None%) charges were convicted.

Youthful Offender

	Grand Total
Felony Charges by Disposition Type	0

Note: A youth charged prior to their 18th birthday, proceeded against as a youthful offender under KRS 635.020(7) may not be included in the above.

KRS 635.020(7) If a person who is eighteen (18) or older is charged with a felony that occurred prior to their eighteenth birthday, the court shall, upon motion of the county attorney made prior to adjudication and consultation with the Commonwealth's Attorney, the case may proceed in accordance with the provisions of KRS 640.010.

* A case may consist of one or multiple convicted charges, the distinct count on cases counts the case only once.

* Other disposition types include: Denied, Extradition, Grand Jury, Granted, Merged, Mistrial, Grand Jury, Other, Remanded, and Sealed Records.

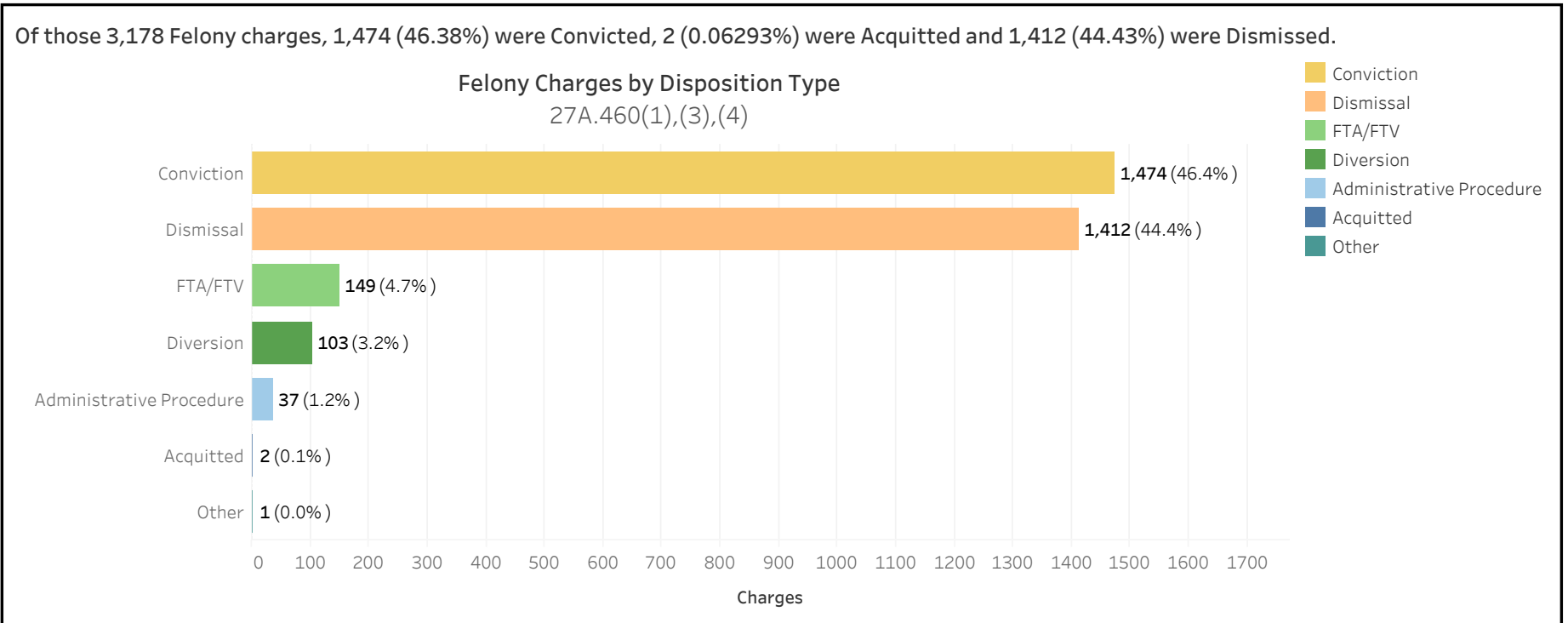


ADMINISTRATIVE OFFICE OF THE COURTS
Research and Statistics
 Annual Report FY 2023
 Circuit Court - Felony Criminal Cases

FAYETTE COUNTY

There were 3,178 Felony level charges and 769 Non-Felony level charges disposed within 1,915 Circuit Criminal cases during the Fiscal Year. Non-Felony charges include Misdemeanor, Violation, Local Ordinance or Other charges within those cases.

		Charges	Cases
FAYETTE	Felony	3,178	1,414
	Felony amended to Non-Felony	769	



27A.460(1) Conviction Percentages
 27A.460(3) Percentage of Acquittals
 27A.460(4) Percentage of Dismissals

* A case may consist of one or multiple convicted charges, the distinct count on cases counts the case only once.
 * Other Disposition types include: Denied, Extradition, Grand Jury, Granted, Merged, Mistrial, Grand Jury, Other, Remanded, and Sealed Records.



ADMINISTRATIVE OFFICE OF THE COURTS
Research and Statistics
 Annual Report FY 2023
 Circuit Court - Felony Criminal Cases

FAYETTE COUNTY

Felony Charges Convicted by Highest Penalty Type

Penalty Type	FELONY			LOCAL ORDINANCE			MISDEMEANOR			VIOLATION			Grand Total		
	Charges	% of Ch..	Cases	Charges	% of Ch..	Cases	Charges	% of Ch..	Cases	Charges	% of Ch..	Cases	Charges	% of Ch..	Cases
Incarcerated Prison	354	25.1%	275	11	16.7%	11	5	0.3%	5				370	12.6%	284
Incarcerated Jail	363	25.7%	245	34	51.5%	29	672	46.4%	334	3	21.4%	3	1,072	36.5%	455
Alternative: Probation	13	0.9%	12	1	1.5%	1	28	1.9%	20				42	1.4%	29
Alternative: Cond. Discharged	7	0.5%	5	1	1.5%	1	24	1.7%	17				32	1.1%	21
Alternative Sentence	398	28.2%	386	11	16.7%	11	212	14.7%	174	4	28.6%	1	625	21.3%	540
Pay Fine				1	1.5%	1	13	0.9%	13	2	14.3%	2	16	0.5%	16
Pay Court Cost	1	0.1%	1				9	0.6%	9				10	0.3%	10
Other Penalty	256	18.1%	160	5	7.6%	4	477	33.0%	250	5	35.7%	5	743	25.3%	334
No Sentence	20	1.4%	16	2	3.0%	2	7	0.5%	7				29	1.0%	21
Grand Total	1,412	100.0%	880	66	100.0%	59	1,447	100.0%	743	14	100.0%	11	2,939	100.0%	1,201

27A.460(2) Percentages of fines, imprisonment, or other penalty assessment

Original & Final Plea Type

		GUILTY	NOT GUILTY	UNKNOWN PLEA TYPE	Grand Total
Felony Charges	Original Plea	364 (11.5%)	1,159 (36.5%)	1,655 (52.1%)	3,178 (100.0%)
	Final Plea	1,406 (44.2%)	117 (3.7%)	1,655 (52.1%)	3,178 (100.0%)
Felony amended to Non-Felony	Original Plea	2 (0.3%)	378 (49.2%)	389 (50.6%)	769 (100.0%)
	Final Plea	168 (21.8%)	212 (27.6%)	389 (50.6%)	769 (100.0%)

27A.460(5) Percentage of pleas as charges

27A.460(6) Percentage of pleas to reduce charges

* A case may consist of one or multiple convicted charges, the distinct count on cases counts the case only once.

* Convicted charges, percent of charges and the distinct count of cases are sorted by the highest sentence penalty for each of the convicted charges (Guilty, Guilty - Multiple Counts, Prepayable Citation - Paid or Guilty - Sealed Sentence, Enhanced).



ADMINISTRATIVE OFFICE OF THE COURTS
Research and Statistics
 Annual Report FY 2023
 Circuit Court - Felony Criminal Cases

FAYETTE COUNTY

Cases can have multiple charges which are heard either by a Court Trial, Jury Trial, No Trial or by a combination of trial types. Cases are categorized by how all the charges within the case were disposed. If all charges were disposed by the same trial type, it is counted in the separate category, otherwise, it is counted within the Mixed Trial category. If a charge had no trial type entered or it had No Trial, then it is counted in the No Trial category.

Cases by Trial Type
 27A.460(7), (8), (9), (10)

	Court Trial	Jury Trial	Mixed Trial	No Trial	Grand Total
Felony Amended to Non-Felony			41 8.18%	460 91.82%	501 100.00%
Felony Charges	1 0.07%	5 0.35%	106 7.50%	1,302 92.08%	1,414 100.00%
Felony Convictions		5 0.57%	89 10.07%	790 89.37%	884 100.00%

- 27A.460(7) Percentage of disposition to guilty as charged by trial
- 27A.460(8) Percentage of those found guilty of lesser charge by trial
- 27A.460(9) Percentage of cases where jury trial taken
- 27A.460(10) Percentage of trials which are bench (court) trials

Shock Probation by Disposition Type
 27A.440(3)(b)

	Denied	Granted	Withdrawn	Grand Total
0026090 SHOCK PROBATION IN FELONY CONVICTIONS	22 75.86%	6 20.69%	1 3.45%	29 100.00%
0026100 SHOCK PROBATION IN MISDEMEANOR CONVICTIONS	6 85.71%		1 14.29%	7 100.00%
9096890 SHOCK PROBATION	16 94.12%	1 5.88%		17 100.00%

27A.440(3)(b) Extracted data on shock probation shall be placed in the annual report of the Administrative Office of the Courts

* A case may consist of one or multiple convicted charges, the distinct count on cases counts the case only once.
 * Other Disposition types include: Denied, Extradition, Grand Jury, Granted, Merged, Mistrial, Grand Jury, Other, Remanded, and Sealed Records.



ADMINISTRATIVE OFFICE OF THE COURTS
Research and Statistics
Annual Report FY 2023
Circuit Court - Felony Criminal Cases
FAYETTE COUNTY

Youthful Offenders

There were 65 Felony level charges and 2 Non-Felony level charges disposed within 20 Circuit Criminal cases during the fiscal year. Non-Felony charges include Misdemeanor, Violation, Local Ordinance, or Other charges within those cases.

27A.460(11)

	Charges	Cases
Felony	65	18
Felony Amended to Non-Felony	2	2

27A.460(11) The number of juvenile offenders tried as an adult

Of the 65 Felony level charges disposed within the Youthful Offender cases, 39 (60.00%) charges were convicted.

Youthful Offender

	Conviction	Dismissal	Grand Total
Felony Charges by Disposition Type	39	26	65

Note: A youth charged prior to their 18th birthday, proceeded against as a youthful offender under KRS 635.020(7) may not be included in the above.

KRS 635.020(7) If a person who is eighteen (18) or older is charged with a felony that occurred prior to their eighteenth birthday, the court shall, upon motion of the county attorney made prior to adjudication and consultation with the Commonwealth's Attorney, the case may proceed in accordance with the provisions of KRS 640.010.

* A case may consist of one or multiple convicted charges, the distinct count on cases counts the case only once.

* Other disposition types include: Denied, Extradition, Grand Jury, Granted, Merged, Mistrial, Grand Jury, Other, Remanded, and Sealed Records.

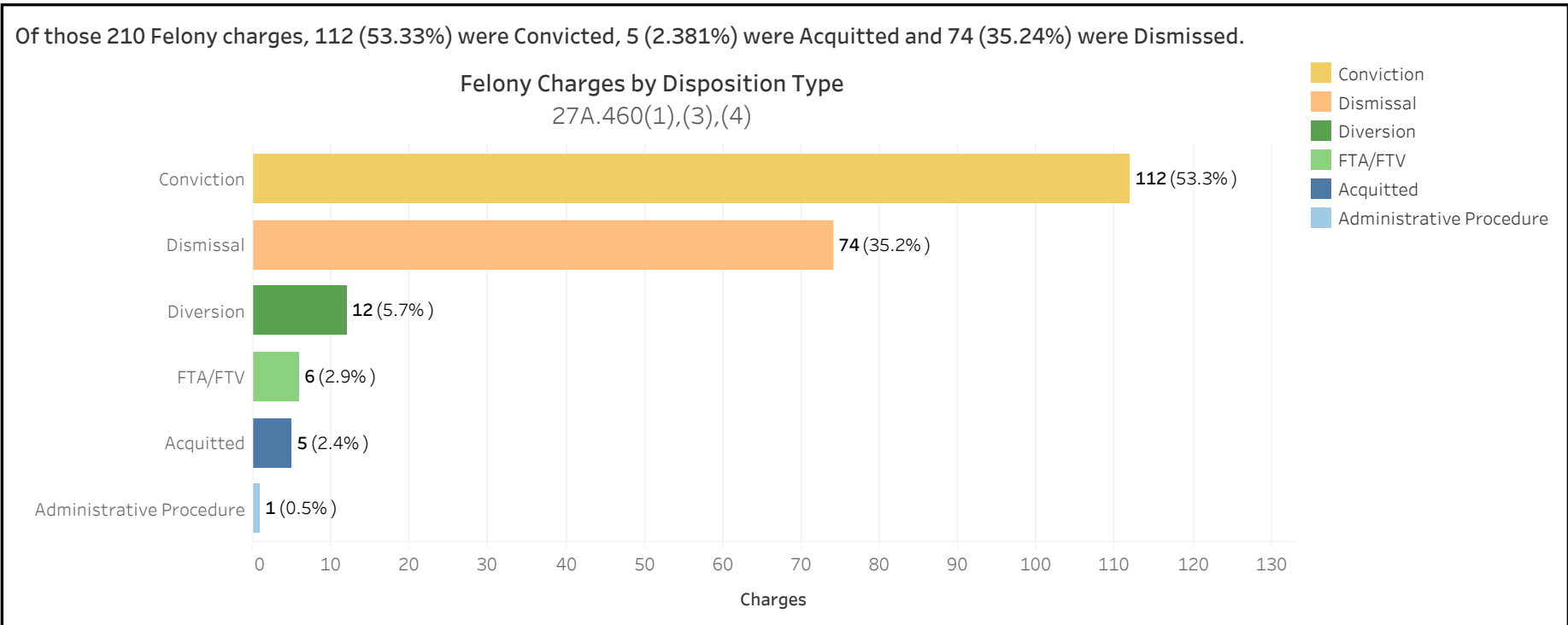


ADMINISTRATIVE OFFICE OF THE COURTS
Research and Statistics
 Annual Report FY 2023
 Circuit Court - Felony Criminal Cases

FLEMING COUNTY

There were 210 Felony level charges and 14 Non-Felony level charges disposed within 154 Circuit Criminal cases during the Fiscal Year. Non-Felony charges include Misdemeanor, Violation, Local Ordinance or Other charges within those cases.

		Charges	Cases
FLEMING	Felony	210	141
	Felony amended to Non-Felony	14	



27A.460(1) Conviction Percentages
 27A.460(3) Percentage of Acquittals
 27A.460(4) Percentage of Dismissals

* A case may consist of one or multiple convicted charges, the distinct count on cases counts the case only once.
 * Other Disposition types include: Denied, Extradition, Grand Jury, Granted, Merged, Mistrial, Grand Jury, Other, Remanded, and Sealed Records.



ADMINISTRATIVE OFFICE OF THE COURTS
Research and Statistics
 Annual Report FY 2023
 Circuit Court - Felony Criminal Cases

FLEMING COUNTY

Felony Charges Convicted by Highest Penalty Type

Penalty Type	FELONY			MISDEMEANOR			VIOLATION			Grand Total		
	Charges	% of Chgs	Cases	Charges	% of Chgs	Cases	Charges	% of Chgs	Cases	Charges	% of Chgs	Cases
Incarcerated Prison	67	59.8%	45	2	1.8%	1				69	29.4%	45
Incarcerated Jail	20	17.9%	19	61	56.0%	39	1	7.1%	1	82	34.9%	45
Alternative: Probation	1	0.9%	1							1	0.4%	1
Alternative: Cond. Discharged				19	17.4%	12				19	8.1%	12
Alternative Sentence	24	21.4%	20	20	18.3%	13	1	7.1%	1	45	19.1%	24
Pay Fine				2	1.8%	2	9	64.3%	8	11	4.7%	10
Other Penalty				5	4.6%	3	3	21.4%	2	8	3.4%	4
Grand Total	112	100.0%	78	109	100.0%	64	14	100.0%	10	235	100.0%	95

27A.460(2) Percentages of fines, imprisonment, or other penalty assessment

Original & Final Plea Type

		GUILTY	NOT GUILTY	UNKNOWN PLEA TYPE	Grand Total
Felony Charges	Original Plea		14 (6.7%)	196 (93.3%)	210 (100.0%)
	Final Plea	8 (3.8%)	6 (2.9%)	196 (93.3%)	210 (100.0%)
Felony amended to Non-Felony	Original Plea		1 (7.1%)	13 (92.9%)	14 (100.0%)
	Final Plea		1 (7.1%)	13 (92.9%)	14 (100.0%)

27A.460(5) Percentage of pleas as charges

27A.460(6) Percentage of pleas to reduce charges

* A case may consist of one or multiple convicted charges, the distinct count on cases counts the case only once.

* Convicted charges, percent of charges and the distinct count of cases are sorted by the highest sentence penalty for each of the convicted charges (Guilty, Guilty - Multiple Counts, Prepayable Citation - Paid or Guilty - Sealed Sentence, Enhanced).



ADMINISTRATIVE OFFICE OF THE COURTS
Research and Statistics
 Annual Report FY 2023
 Circuit Court - Felony Criminal Cases

FLEMING COUNTY

Cases can have multiple charges which are heard either by a Court Trial, Jury Trial, No Trial or by a combination of trial types. Cases are categorized by how all the charges within the case were disposed. If all charges were disposed by the same trial type, it is counted in the separate category, otherwise, it is counted within the Mixed Trial category. If a charge had no trial type entered or it had No Trial, then it is counted in the No Trial category.

Cases by Trial Type
 27A.460(7), (8), (9), (10)

	Jury Trial	Mixed Trial	No Trial	Grand Total
Felony Amended to Non-Felony			13	13
			100.00%	100.00%
Felony Charges	1	1	139	141
	0.71%	0.71%	98.58%	100.00%
Felony Convictions	1	1	76	78
	1.28%	1.28%	97.44%	100.00%

- 27A.460(7) Percentage of disposition to guilty as charged by trial
- 27A.460(8) Percentage of those found guilty of lesser charge by trial
- 27A.460(9) Percentage of cases where jury trial taken
- 27A.460(10) Percentage of trials which are bench (court) trials

Shock Probation by Disposition Type
 27A.440(3)(b)

	Denied	Granted	Vacated	Grand Total
0026090 SHOCK PROBATION IN FELONY CONVICTIONS	60	12	1	73
	82.19%	16.44%	1.37%	100.00%

27A.440(3)(b) Extracted data on shock probation shall be placed in the annual report of the Administrative Office of the Courts

* A case may consist of one or multiple convicted charges, the distinct count on cases counts the case only once.
 * Other Disposition types include: Denied, Extradition, Grand Jury, Granted, Merged, Mistrial, Grand Jury, Other, Remanded, and Sealed Records.



ADMINISTRATIVE OFFICE OF THE COURTS
Research and Statistics
Annual Report FY 2023
Circuit Court - Felony Criminal Cases
FLEMING COUNTY

Youthful Offenders

There were 0 Felony level charges and 0 Non-Felony level charges disposed within 0 Circuit Criminal cases during the fiscal year. Non-Felony charges include Misdemeanor, Violation, Local Ordinance, or Other charges within those cases.

27A.460(11)

	Charges	Cases
Felony		
Felony Amended to Non-Felony		

27A.460(11) The number of juvenile offenders tried as an adult

Of the 0 Felony level charges disposed within the Youthful Offender cases, 0 (None%) charges were convicted.

Youthful Offender

		Grand Total
Felony Charges by Disposition Type	0	0

Note: A youth charged prior to their 18th birthday, proceeded against as a youthful offender under KRS 635.020(7) may not be included in the above.

KRS 635.020(7) If a person who is eighteen (18) or older is charged with a felony that occurred prior to their eighteenth birthday, the court shall, upon motion of the county attorney made prior to adjudication and consultation with the Commonwealth's Attorney, the case may proceed in accordance with the provisions of KRS 640.010.

* A case may consist of one or multiple convicted charges, the distinct count on cases counts the case only once.

* Other disposition types include: Denied, Extradition, Grand Jury, Granted, Merged, Mistrial, Grand Jury, Other, Remanded, and Sealed Records.

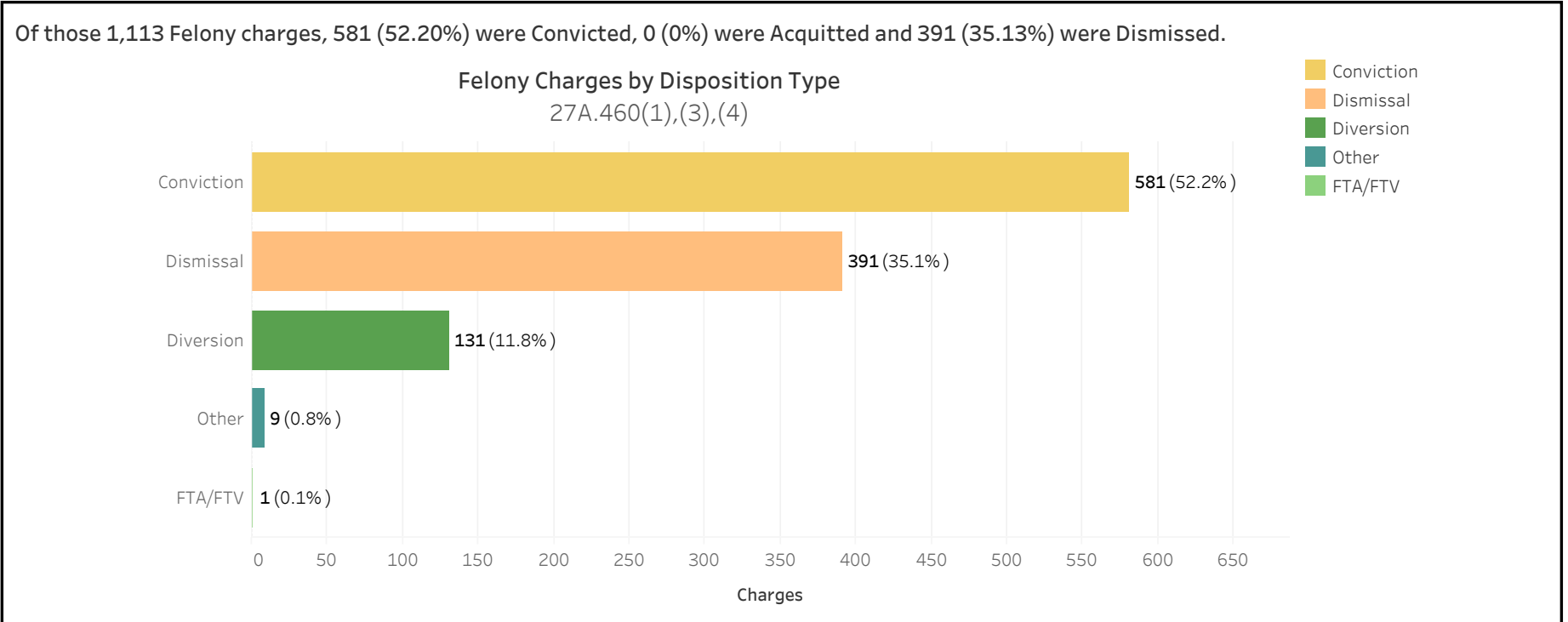


ADMINISTRATIVE OFFICE OF THE COURTS
Research and Statistics
 Annual Report FY 2023
 Circuit Court - Felony Criminal Cases

FLOYD COUNTY

There were 1,113 Felony level charges and 67 Non-Felony level charges disposed within 663 Circuit Criminal cases during the Fiscal Year. Non-Felony charges include Misdemeanor, Violation, Local Ordinance or Other charges within those cases.

		Charges	Cases
FLOYD	Felony	1,113	608
	Felony amended to Non-Felony	67	



27A.460(1) Conviction Percentages
 27A.460(3) Percentage of Acquittals
 27A.460(4) Percentage of Dismissals

* A case may consist of one or multiple convicted charges, the distinct count on cases counts the case only once.
 * Other Disposition types include: Denied, Extradition, Grand Jury, Granted, Merged, Mistrial, Grand Jury, Other, Remanded, and Sealed Records.



ADMINISTRATIVE OFFICE OF THE COURTS
Research and Statistics
 Annual Report FY 2023
 Circuit Court - Felony Criminal Cases

FLOYD COUNTY

Felony Charges Convicted by Highest Penalty Type

Penalty Type	FELONY			MISDEMEANOR			VIOLATION			Grand Total		
	Charges	% of Chgs	Cases	Charges	% of Chgs	Cases	Charges	% of Chgs	Cases	Charges	% of Chgs	Cases
Incarcerated Prison	152	26.2%	74	1	0.4%	1				153	17.7%	74
Incarcerated Jail	181	31.2%	130	96	34.5%	66	4	80.0%	4	281	32.5%	164
Alternative: Home Incarcerati..				1	0.4%	1				1	0.1%	1
Alternative: Probation	14	2.4%	13	35	12.6%	21	1	20.0%	1	50	5.8%	32
Alternative Sentence	39	6.7%	36	25	9.0%	22				64	7.4%	53
Pay Court Cost	9	1.5%	9	11	4.0%	11				20	2.3%	20
Other Penalty	178	30.6%	145	107	38.5%	72				285	33.0%	183
No Sentence	8	1.4%	6	2	0.7%	2				10	1.2%	8
Grand Total	581	100.0%	395	278	100.0%	180	5	100.0%	5	864	100.0%	469

27A.460(2) Percentages of fines, imprisonment, or other penalty assessment

Original & Final Plea Type

		GUILTY	NOT GUILTY	UNKNOWN PLEA TYPE	Grand Total
Felony Charges	Original Plea	10 (0.9%)	702 (63.1%)	401 (36.0%)	1,113 (100.0%)
	Final Plea	561 (50.4%)	151 (13.6%)	401 (36.0%)	1,113 (100.0%)
Felony amended to Non-Felony	Original Plea		23 (34.3%)	44 (65.7%)	67 (100.0%)
	Final Plea	2 (3.0%)	21 (31.3%)	44 (65.7%)	67 (100.0%)

27A.460(5) Percentage of pleas as charges

27A.460(6) Percentage of pleas to reduce charges

* A case may consist of one or multiple convicted charges, the distinct count on cases counts the case only once.

* Convicted charges, percent of charges and the distinct count of cases are sorted by the highest sentence penalty for each of the convicted charges (Guilty, Guilty - Multiple Counts, Prepayable Citation - Paid or Guilty - Sealed Sentence, Enhanced).



ADMINISTRATIVE OFFICE OF THE COURTS
Research and Statistics
 Annual Report FY 2023
 Circuit Court - Felony Criminal Cases

FLOYD COUNTY

Cases can have multiple charges which are heard either by a Court Trial, Jury Trial, No Trial or by a combination of trial types. Cases are categorized by how all the charges within the case were disposed. If all charges were disposed by the same trial type, it is counted in the separate category, otherwise, it is counted within the Mixed Trial category. If a charge had no trial type entered or it had No Trial, then it is counted in the No Trial category.

Cases by Trial Type
 27A.460(7), (8), (9), (10)

	Mixed Trial	No Trial	Grand Total
Felony Amended to Non-Felony	1 1.82%	54 98.18%	55 100.00%
Felony Charges	27 4.44%	581 95.56%	608 100.00%
Felony Convictions	20 5.06%	375 94.94%	395 100.00%

- 27A.460(7) Percentage of disposition to guilty as charged by trial
- 27A.460(8) Percentage of those found guilty of lesser charge by trial
- 27A.460(9) Percentage of cases where jury trial taken
- 27A.460(10) Percentage of trials which are bench (court) trials

Shock Probation by Disposition Type
 27A.440(3)(b)

	Denied	Grand Total
0026090 SHOCK PROBATION IN FELONY CONVICTIONS	7 100.00%	7 100.00%

27A.440(3)(b) Extracted data on shock probation shall be placed in the annual report of the Administrative Office of the Courts

* A case may consist of one or multiple convicted charges, the distinct count on cases counts the case only once.
 * Other Disposition types include: Denied, Extradition, Grand Jury, Granted, Merged, Mistrial, Grand Jury, Other, Remanded, and Sealed Records.



ADMINISTRATIVE OFFICE OF THE COURTS
Research and Statistics
Annual Report FY 2023
Circuit Court - Felony Criminal Cases
FLOYD COUNTY

Youthful Offenders

There were 1 Felony level charges and 0 Non-Felony level charges disposed within 1 Circuit Criminal cases during the fiscal year. Non-Felony charges include Misdemeanor, Violation, Local Ordinance, or Other charges within those cases.

27A.460(11)

	Charges	Cases
Felony	1	1
Felony Amended to Non-Felony	0	0

27A.460(11) The number of juvenile offenders tried as an adult

Of the 1 Felony level charges disposed within the Youthful Offender cases, 0 (0%) charges were convicted.

Youthful Offender

	Dismissal	Grand Total
Felony Charges by Disposition Type	1	1

Note: A youth charged prior to their 18th birthday, proceeded against as a youthful offender under KRS 635.020(7) may not be included in the above.

KRS 635.020(7) If a person who is eighteen (18) or older is charged with a felony that occurred prior to their eighteenth birthday, the court shall, upon motion of the county attorney made prior to adjudication and consultation with the Commonwealth's Attorney, the case may proceed in accordance with the provisions of KRS 640.010.

* A case may consist of one or multiple convicted charges, the distinct count on cases counts the case only once.

* Other disposition types include: Denied, Extradition, Grand Jury, Granted, Merged, Mistrial, Grand Jury, Other, Remanded, and Sealed Records.

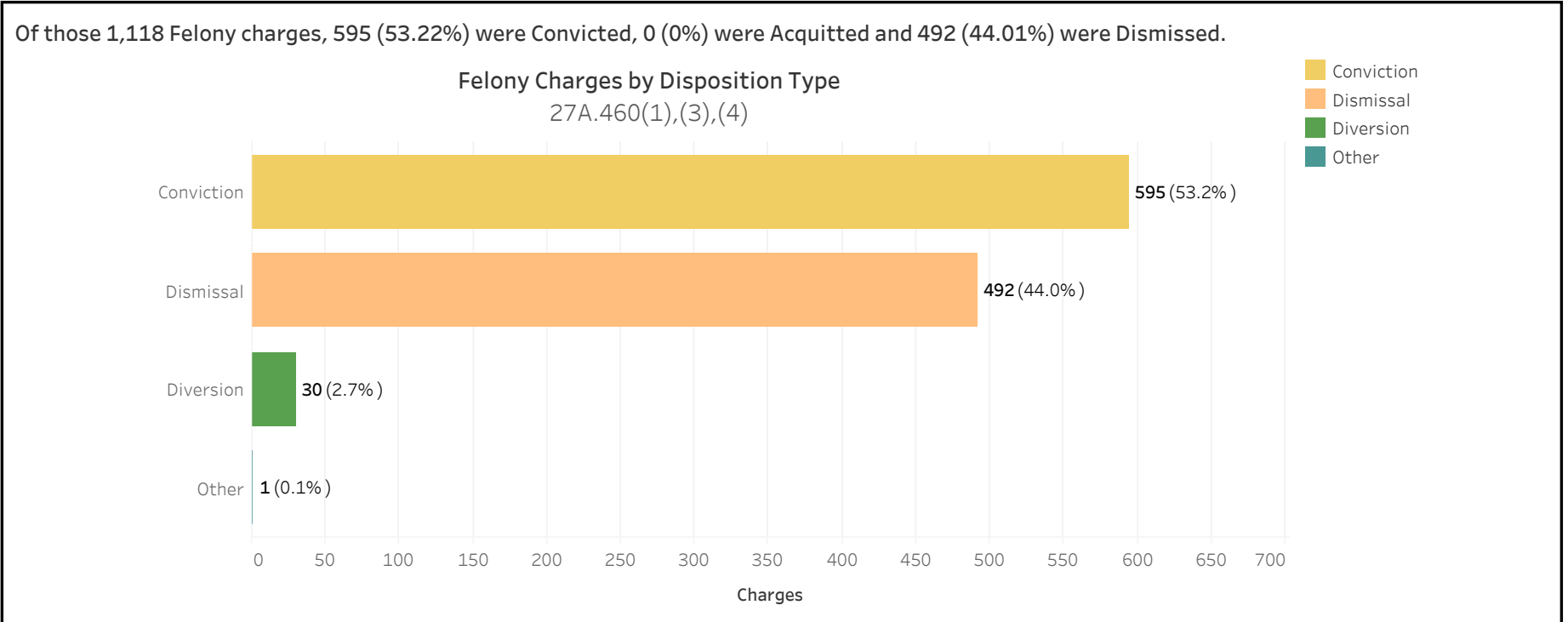


ADMINISTRATIVE OFFICE OF THE COURTS
Research and Statistics
 Annual Report FY 2023
 Circuit Court - Felony Criminal Cases

FRANKLIN COUNTY

There were 1,118 Felony level charges and 65 Non-Felony level charges disposed within 545 Circuit Criminal cases during the Fiscal Year. Non-Felony charges include Misdemeanor, Violation, Local Ordinance or Other charges within those cases.

		Charges	Cases
FRANKLIN	Felony	1,118	494
	Felony amended to Non-Felony	65	



27A.460(1) Conviction Percentages
 27A.460(3) Percentage of Acquittals
 27A.460(4) Percentage of Dismissals

* A case may consist of one or multiple convicted charges, the distinct count on cases counts the case only once.
 * Other Disposition types include: Denied, Extradition, Grand Jury, Granted, Merged, Mistrial, Grand Jury, Other, Remanded, and Sealed Records.



ADMINISTRATIVE OFFICE OF THE COURTS
Research and Statistics
 Annual Report FY 2023
 Circuit Court - Felony Criminal Cases

FRANKLIN COUNTY

Felony Charges Convicted by Highest Penalty Type

Penalty Type	FELONY			MISDEMEANOR			OTHER			VIOLATION			Grand Total		
	Charges	% of Ch..	Cases	Charges	% of Ch..	Cases	Charges	% of Ch..	Cases	Charges	% of Ch..	Cases	Charges	% of Ch..	Cases
Incarcerated Prison	196	33.5%	80										196	19.9%	80
Incarcerated Jail	19	3.2%	16	91	24.6%	51							110	11.2%	59
Alternative: Probation	3	0.5%	3	21	5.7%	13							24	2.4%	16
Alternative: Cond. Discharged				3	0.8%	2							3	0.3%	2
Alternative Sentence	5	0.9%	5	7	1.9%	4							12	1.2%	9
Pay Fine				11	3.0%	11				28	93.3%	25	39	4.0%	32
Pay Court Cost	113	19.3%	113	37	10.0%	37				1	3.3%	1	151	15.3%	151
Other Penalty	237	40.5%	136	194	52.4%	108	1	100.0%	1	1	3.3%	1	433	43.9%	185
No Sentence	12	2.1%	6	6	1.6%	5							18	1.8%	9
Grand Total	585	100.0%	324	370	100.0%	201	1	100.0%	1	30	100.0%	27	986	100.0%	384

27A.460(2) Percentages of fines, imprisonment, or other penalty assessment

Original & Final Plea Type

		GUILTY	NOT GUILTY	UNKNOWN PLEA TYPE	Grand Total
Felony Charges	Original Plea	19 (1.7%)	564 (50.4%)	535 (47.9%)	1,118 (100.0%)
	Final Plea	572 (51.2%)	11 (1.0%)	535 (47.9%)	1,118 (100.0%)
Felony amended to Non-Felony	Original Plea		4 (6.2%)	61 (93.8%)	65 (100.0%)
	Final Plea	4 (6.2%)		61 (93.8%)	65 (100.0%)

27A.460(5) Percentage of pleas as charges

27A.460(6) Percentage of pleas to reduce charges

* A case may consist of one or multiple convicted charges, the distinct count on cases counts the case only once.

* Convicted charges, percent of charges and the distinct count of cases are sorted by the highest sentence penalty for each of the convicted charges (Guilty, Guilty - Multiple Counts, Prepayable Citation - Paid or Guilty - Sealed Sentence, Enhanced).



ADMINISTRATIVE OFFICE OF THE COURTS
Research and Statistics
 Annual Report FY 2023
 Circuit Court - Felony Criminal Cases

FRANKLIN COUNTY

Cases can have multiple charges which are heard either by a Court Trial, Jury Trial, No Trial or by a combination of trial types. Cases are categorized by how all the charges within the case were disposed. If all charges were disposed by the same trial type, it is counted in the separate category, otherwise, it is counted within the Mixed Trial category. If a charge had no trial type entered or it had No Trial, then it is counted in the No Trial category.

Cases by Trial Type
 27A.460(7), (8), (9), (10)

	Mixed Trial	No Trial	Grand Total
Felony Amended to Non-Felony	5 9.80%	46 90.20%	51 100.00%
Felony Charges	51 10.32%	443 89.68%	494 100.00%
Felony Convictions	42 12.96%	282 87.04%	324 100.00%

- 27A.460(7) Percentage of disposition to guilty as charged by trial
- 27A.460(8) Percentage of those found guilty of lesser charge by trial
- 27A.460(9) Percentage of cases where jury trial taken
- 27A.460(10) Percentage of trials which are bench (court) trials

Shock Probation by Disposition Type
 27A.440(3)(b)

	Denied	Granted	Grand Total
0026090 SHOCK PROBATION IN FELONY CONVICTIONS	38 32.48%	79 67.52%	117 100.00%

27A.440(3)(b) Extracted data on shock probation shall be placed in the annual report of the Administrative Office of the Courts

* A case may consist of one or multiple convicted charges, the distinct count on cases counts the case only once.
 * Other Disposition types include: Denied, Extradition, Grand Jury, Granted, Merged, Mistrial, Grand Jury, Other, Remanded, and Sealed Records.



ADMINISTRATIVE OFFICE OF THE COURTS
Research and Statistics
Annual Report FY 2023
Circuit Court - Felony Criminal Cases
FRANKLIN COUNTY

Youthful Offenders

There were 2 Felony level charges and 0 Non-Felony level charges disposed within 1 Circuit Criminal cases during the fiscal year. Non-Felony charges include Misdemeanor, Violation, Local Ordinance, or Other charges within those cases.

27A.460(11)

	Charges	Cases
Felony	2	1
Felony Amended to Non-Felony	0	0

27A.460(11) The number of juvenile offenders tried as an adult

Of the 2 Felony level charges disposed within the Youthful Offender cases, 2 (100.0%) charges were convicted.

Youthful Offender

	Conviction	Grand Total
Felony Charges by Disposition Type	2	2

Note: A youth charged prior to their 18th birthday, proceeded against as a youthful offender under KRS 635.020(7) may not be included in the above.

KRS 635.020(7) If a person who is eighteen (18) or older is charged with a felony that occurred prior to their eighteenth birthday, the court shall, upon motion of the county attorney made prior to adjudication and consultation with the Commonwealth's Attorney, the case may proceed in accordance with the provisions of KRS 640.010.

* A case may consist of one or multiple convicted charges, the distinct count on cases counts the case only once.

* Other disposition types include: Denied, Extradition, Grand Jury, Granted, Merged, Mistrial, Grand Jury, Other, Remanded, and Sealed Records.

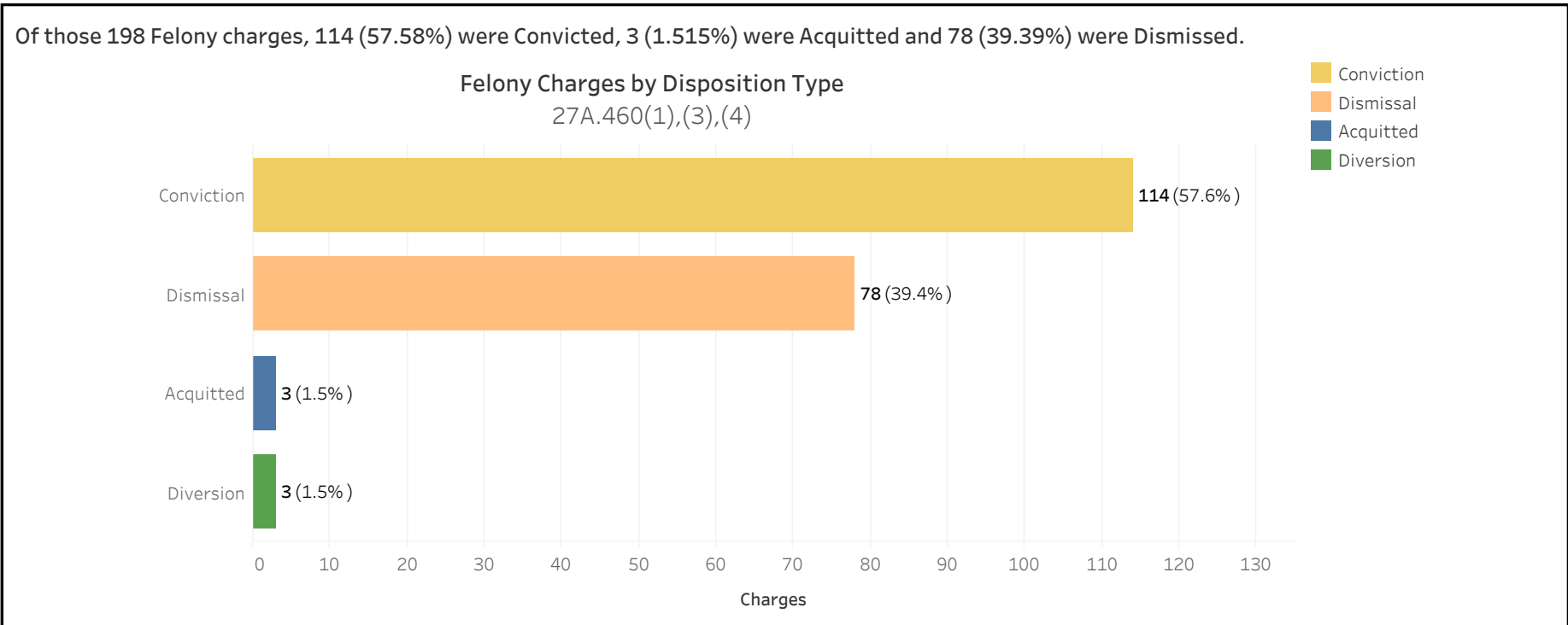


ADMINISTRATIVE OFFICE OF THE COURTS
Research and Statistics
 Annual Report FY 2023
 Circuit Court - Felony Criminal Cases

FULTON COUNTY

There were 198 Felony level charges and 23 Non-Felony level charges disposed within 130 Circuit Criminal cases during the Fiscal Year. Non-Felony charges include Misdemeanor, Violation, Local Ordinance or Other charges within those cases.

		Charges	Cases
FULTON	Felony	198	113
	Felony amended to Non-Felony	23	



27A.460(1) Conviction Percentages
 27A.460(3) Percentage of Acquittals
 27A.460(4) Percentage of Dismissals

* A case may consist of one or multiple convicted charges, the distinct count on cases counts the case only once.
 * Other Disposition types include: Denied, Extradition, Grand Jury, Granted, Merged, Mistrial, Grand Jury, Other, Remanded, and Sealed Records.



ADMINISTRATIVE OFFICE OF THE COURTS
Research and Statistics
 Annual Report FY 2023
 Circuit Court - Felony Criminal Cases

FULTON COUNTY

Felony Charges Convicted by Highest Penalty Type

Penalty Type	FELONY			MISDEMEANOR			VIOLATION			Grand Total		
	Charges	% of Chgs	Cases	Charges	% of Chgs	Cases	Charges	% of Chgs	Cases	Charges	% of Chgs	Cases
Incarcerated Prison	54	47.4%	42	1	0.8%	1				55	20.4%	42
Incarcerated Jail	11	9.6%	8	56	44.8%	33				67	24.9%	35
Alternative: Cond. Discharged				15	12.0%	7				15	5.6%	7
Alternative Sentence	47	41.2%	36	1	0.8%	1				48	17.8%	37
Pay Fine				13	10.4%	12	30	100.0%	21	43	16.0%	23
Pay Court Cost				2	1.6%	2				2	0.7%	2
Other Penalty	1	0.9%	1	37	29.6%	24				38	14.1%	24
No Sentence	1	0.9%	1							1	0.4%	1
Grand Total	114	100.0%	84	125	100.0%	61	30	100.0%	21	269	100.0%	92

27A.460(2) Percentages of fines, imprisonment, or other penalty assessment

Original & Final Plea Type

		GUILTY	NOT GUILTY	UNKNOWN PLEA TYPE	Grand Total
		Felony Charges	Original Plea	7 (3.5%)	132 (66.7%)
	Final Plea	98 (49.5%)	41 (20.7%)	59 (29.8%)	198 (100.0%)
Felony amended to Non-Felony	Original Plea		9 (39.1%)	14 (60.9%)	23 (100.0%)
	Final Plea		9 (39.1%)	14 (60.9%)	23 (100.0%)

27A.460(5) Percentage of pleas as charges

27A.460(6) Percentage of pleas to reduce charges

* A case may consist of one or multiple convicted charges, the distinct count on cases counts the case only once.

* Convicted charges, percent of charges and the distinct count of cases are sorted by the highest sentence penalty for each of the convicted charges (Guilty, Guilty - Multiple Counts, Prepayable Citation - Paid or Guilty - Sealed Sentence, Enhanced).



ADMINISTRATIVE OFFICE OF THE COURTS
Research and Statistics
 Annual Report FY 2023
 Circuit Court - Felony Criminal Cases

FULTON COUNTY

Cases can have multiple charges which are heard either by a Court Trial, Jury Trial, No Trial or by a combination of trial types. Cases are categorized by how all the charges within the case were disposed. If all charges were disposed by the same trial type, it is counted in the separate category, otherwise, it is counted within the Mixed Trial category. If a charge had no trial type entered or it had No Trial, then it is counted in the No Trial category.

Cases by Trial Type
 27A.460(7), (8), (9), (10)

	Jury Trial	Mixed Trial	No Trial	Grand Total
Felony Amended to Non-Felony	1 5.88%	1 5.88%	15 88.24%	17 100.00%
Felony Charges	3 2.65%	7 6.19%	103 91.15%	113 100.00%
Felony Convictions		5 5.95%	79 94.05%	84 100.00%

- 27A.460(7) Percentage of disposition to guilty as charged by trial
- 27A.460(8) Percentage of those found guilty of lesser charge by trial
- 27A.460(9) Percentage of cases where jury trial taken
- 27A.460(10) Percentage of trials which are bench (court) trials

Shock Probation by Disposition Type
 27A.440(3)(b)

	Denied	Granted	Grand Total
0026090 SHOCK PROBATION IN FELONY CONVICTIONS	35 77.78%	10 22.22%	45 100.00%

27A.440(3)(b) Extracted data on shock probation shall be placed in the annual report of the Administrative Office of the Courts

* A case may consist of one or multiple convicted charges, the distinct count on cases counts the case only once.
 * Other Disposition types include: Denied, Extradition, Grand Jury, Granted, Merged, Mistrial, Grand Jury, Other, Remanded, and Sealed Records.



ADMINISTRATIVE OFFICE OF THE COURTS
Research and Statistics
Annual Report FY 2023
Circuit Court - Felony Criminal Cases
FULTON COUNTY

Youthful Offenders

There were 0 Felony level charges and 0 Non-Felony level charges disposed within 0 Circuit Criminal cases during the fiscal year. Non-Felony charges include Misdemeanor, Violation, Local Ordinance, or Other charges within those cases.

27A.460(11)

	Charges	Cases
Felony		
Felony Amended to Non-Felony		

27A.460(11) The number of juvenile offenders tried as an adult

Of the 0 Felony level charges disposed within the Youthful Offender cases, 0 (None%) charges were convicted.

Youthful Offender

		Grand Total
Felony Charges by Disposition Type	0	0

Note: A youth charged prior to their 18th birthday, proceeded against as a youthful offender under KRS 635.020(7) may not be included in the above.

KRS 635.020(7) If a person who is eighteen (18) or older is charged with a felony that occurred prior to their eighteenth birthday, the court shall, upon motion of the county attorney made prior to adjudication and consultation with the Commonwealth's Attorney, the case may proceed in accordance with the provisions of KRS 640.010.

* A case may consist of one or multiple convicted charges, the distinct count on cases counts the case only once.

* Other disposition types include: Denied, Extradition, Grand Jury, Granted, Merged, Mistrial, Grand Jury, Other, Remanded, and Sealed Records.

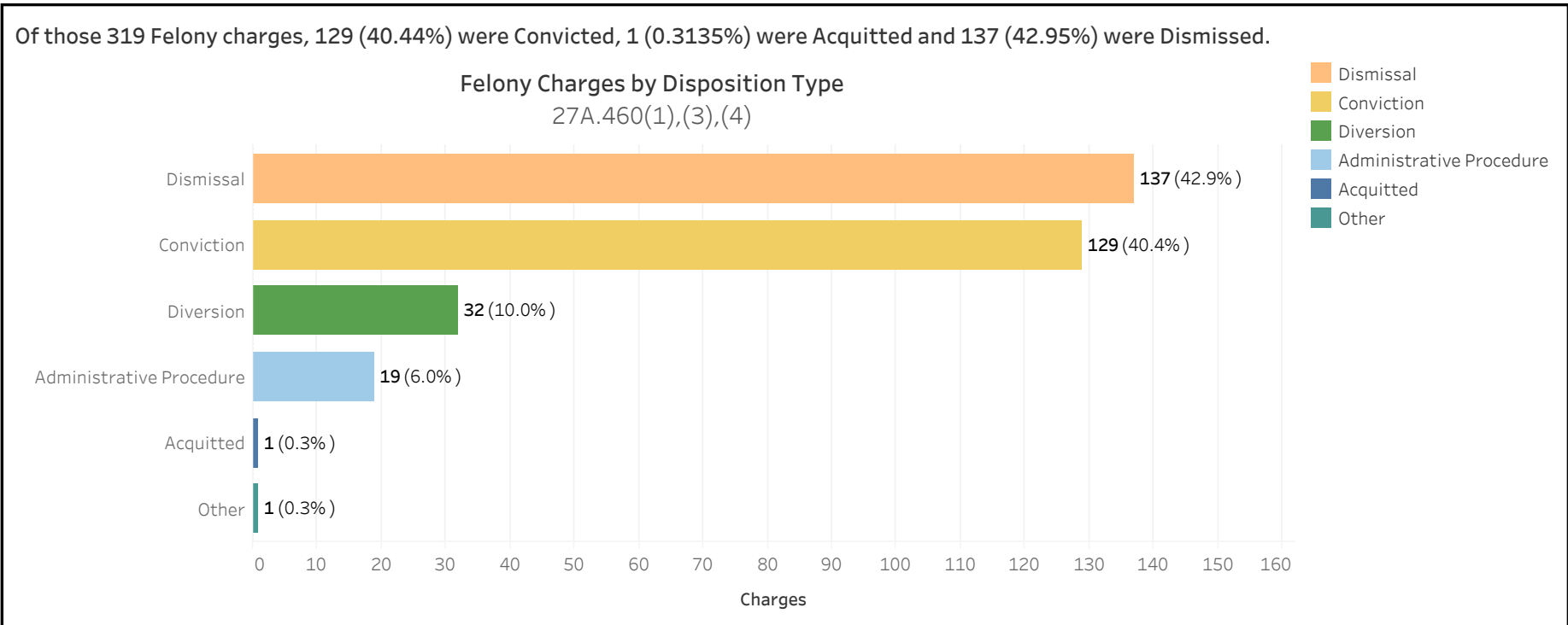


ADMINISTRATIVE OFFICE OF THE COURTS
Research and Statistics
 Annual Report FY 2023
 Circuit Court - Felony Criminal Cases

GALLATIN COUNTY

There were 319 Felony level charges and 13 Non-Felony level charges disposed within 238 Circuit Criminal cases during the Fiscal Year. Non-Felony charges include Misdemeanor, Violation, Local Ordinance or Other charges within those cases.

		Charges	Cases
GALLATIN	Felony	319	225
	Felony amended to Non-Felony	13	



27A.460(1) Conviction Percentages
 27A.460(3) Percentage of Acquittals
 27A.460(4) Percentage of Dismissals

* A case may consist of one or multiple convicted charges, the distinct count on cases counts the case only once.
 * Other Disposition types include: Denied, Extradition, Grand Jury, Granted, Merged, Mistrial, Grand Jury, Other, Remanded, and Sealed Records.



ADMINISTRATIVE OFFICE OF THE COURTS
Research and Statistics
 Annual Report FY 2023
 Circuit Court - Felony Criminal Cases

GALLATIN COUNTY

Felony Charges Convicted by Highest Penalty Type

Penalty Type	FELONY			MISDEMEANOR			VIOLATION			Grand Total		
	Charges	% of Chgs	Cases	Charges	% of Chgs	Cases	Charges	% of Chgs	Cases	Charges	% of Chgs	Cases
Incarcerated Prison	35	27.1%	25							35	12.3%	25
Incarcerated Jail	25	19.4%	20	52	39.1%	34				77	27.0%	38
Alternative: Cond. Discharged	3	2.3%	3	23	17.3%	15				26	9.1%	17
Alternative Sentence	2	1.6%	2	3	2.3%	3				5	1.8%	5
Pay Fine	2	1.6%	2	4	3.0%	4	13	56.5%	10	19	6.7%	13
Pay Court Cost	30	23.3%	30	5	3.8%	5	3	13.0%	3	38	13.3%	38
Other Penalty	30	23.3%	23	45	33.8%	30	7	30.4%	6	82	28.8%	39
No Sentence	2	1.6%	1	1	0.8%	1				3	1.1%	1
Grand Total	129	100.0%	92	133	100.0%	84	23	100.0%	18	285	100.0%	112

27A.460(2) Percentages of fines, imprisonment, or other penalty assessment

Original & Final Plea Type

		GUILTY	NOT GUILTY	UNKNOWN PLEA TYPE	Grand Total
Felony Charges	Original Plea	5 (1.6%)	16 (5.0%)	298 (93.4%)	319 (100.0%)
	Final Plea	20 (6.3%)	1 (0.3%)	298 (93.4%)	319 (100.0%)
Felony amended to Non-Felony	Original Plea			13 (100.0%)	13 (100.0%)
	Final Plea			13 (100.0%)	13 (100.0%)

27A.460(5) Percentage of pleas as charges

27A.460(6) Percentage of pleas to reduce charges

* A case may consist of one or multiple convicted charges, the distinct count on cases counts the case only once.

* Convicted charges, percent of charges and the distinct count of cases are sorted by the highest sentence penalty for each of the convicted charges (Guilty, Guilty - Multiple Counts, Prepayable Citation - Paid or Guilty - Sealed Sentence, Enhanced).



ADMINISTRATIVE OFFICE OF THE COURTS
Research and Statistics
 Annual Report FY 2023
 Circuit Court - Felony Criminal Cases

GALLATIN COUNTY

Cases can have multiple charges which are heard either by a Court Trial, Jury Trial, No Trial or by a combination of trial types. Cases are categorized by how all the charges within the case were disposed. If all charges were disposed by the same trial type, it is counted in the separate category, otherwise, it is counted within the Mixed Trial category. If a charge had no trial type entered or it had No Trial, then it is counted in the No Trial category.

Cases by Trial Type
 27A.460(7), (8), (9), (10)

	Jury Trial	Mixed Trial	No Trial	Grand Total
Felony Amended to Non-Felony			13	13
			100.00%	100.00%
Felony Charges	1	12	212	225
	0.44%	5.33%	94.22%	100.00%
Felony Convictions		8	84	92
		8.70%	91.30%	100.00%

- 27A.460(7) Percentage of disposition to guilty as charged by trial
- 27A.460(8) Percentage of those found guilty of lesser charge by trial
- 27A.460(9) Percentage of cases where jury trial taken
- 27A.460(10) Percentage of trials which are bench (court) trials

Shock Probation by Disposition Type
 27A.440(3)(b)

	Denied	Grand Total
0026090 SHOCK PROBATION IN FELONY CONVICTIONS	12	12
	100.00%	100.00%

27A.440(3)(b) Extracted data on shock probation shall be placed in the annual report of the Administrative Office of the Courts

* A case may consist of one or multiple convicted charges, the distinct count on cases counts the case only once.
 * Other Disposition types include: Denied, Extradition, Grand Jury, Granted, Merged, Mistrial, Grand Jury, Other, Remanded, and Sealed Records.



ADMINISTRATIVE OFFICE OF THE COURTS
Research and Statistics
 Annual Report FY 2023
 Circuit Court - Felony Criminal Cases
GALLATIN COUNTY

Youthful Offenders

There were 0 Felony level charges and 0 Non-Felony level charges disposed within 0 Circuit Criminal cases during the fiscal year. Non-Felony charges include Misdemeanor, Violation, Local Ordinance, or Other charges within those cases.

27A.460(11)

	Charges	Cases
Felony		
Felony Amended to Non-Felony		

27A.460(11) The number of juvenile offenders tried as an adult

Of the 0 Felony level charges disposed within the Youthful Offender cases, 0 (None%) charges were convicted.

Youthful Offender

		Grand Total
Felony Charges by Disposition Type	0	0

Note: A youth charged prior to their 18th birthday, proceeded against as a youthful offender under KRS 635.020(7) may not be included in the above.

KRS 635.020(7) If a person who is eighteen (18) or older is charged with a felony that occurred prior to their eighteenth birthday, the court shall, upon motion of the county attorney made prior to adjudication and consultation with the Commonwealth's Attorney, the case may proceed in accordance with the provisions of KRS 640.010.

* A case may consist of one or multiple convicted charges, the distinct count on cases counts the case only once.

* Other disposition types include: Denied, Extradition, Grand Jury, Granted, Merged, Mistrial, Grand Jury, Other, Remanded, and Sealed Records.

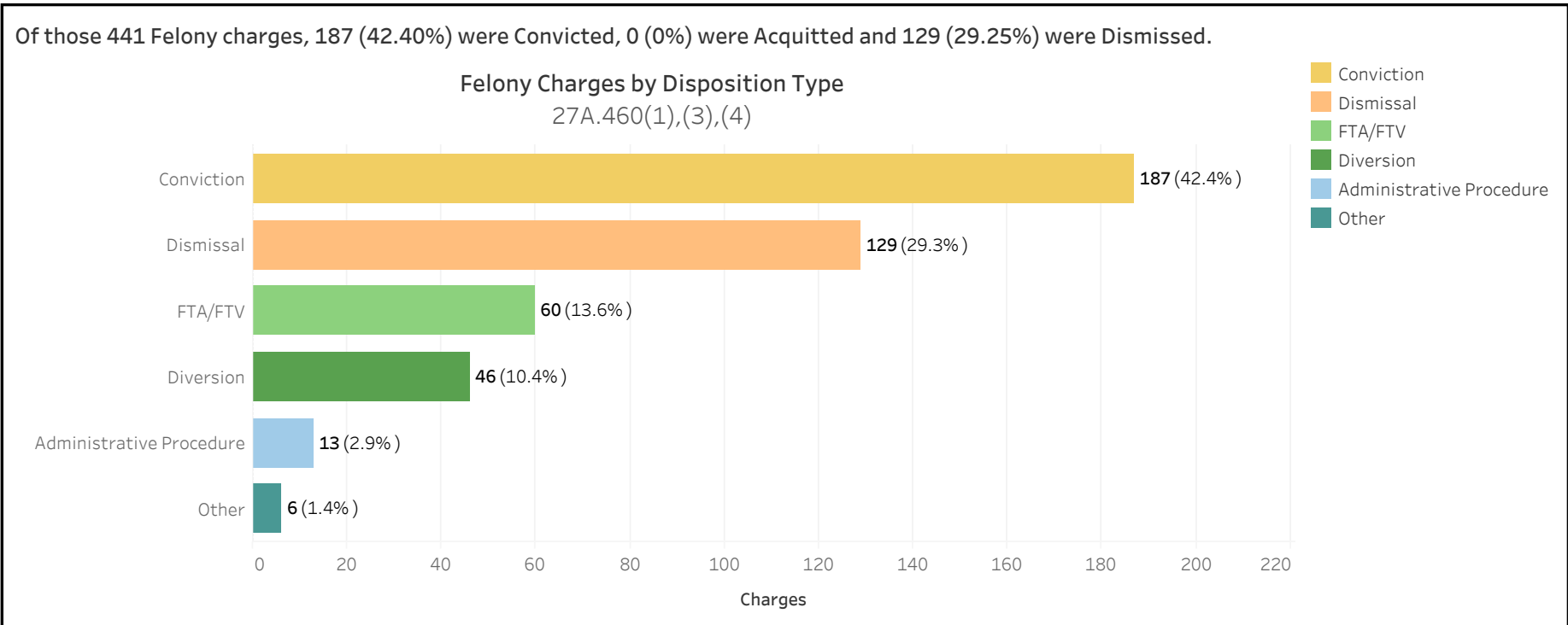


ADMINISTRATIVE OFFICE OF THE COURTS
Research and Statistics
 Annual Report FY 2023
 Circuit Court - Felony Criminal Cases

GARRARD COUNTY

There were 441 Felony level charges and 35 Non-Felony level charges disposed within 275 Circuit Criminal cases during the Fiscal Year. Non-Felony charges include Misdemeanor, Violation, Local Ordinance or Other charges within those cases.

		Charges	Cases
GARRARD	Felony	441	247
	Felony amended to Non-Felony	35	



27A.460(1) Conviction Percentages
 27A.460(3) Percentage of Acquittals
 27A.460(4) Percentage of Dismissals

* A case may consist of one or multiple convicted charges, the distinct count on cases counts the case only once.
 * Other Disposition types include: Denied, Extradition, Grand Jury, Granted, Merged, Mistrial, Grand Jury, Other, Remanded, and Sealed Records.



ADMINISTRATIVE OFFICE OF THE COURTS
Research and Statistics
 Annual Report FY 2023
 Circuit Court - Felony Criminal Cases

GARRARD COUNTY

Felony Charges Convicted by Highest Penalty Type

Penalty Type	FELONY			MISDEMEANOR			VIOLATION			Grand Total		
	Charges	% of Chgs	Cases	Charges	% of Chgs	Cases	Charges	% of Chgs	Cases	Charges	% of Chgs	Cases
Incarcerated Prison	20	10.8%	15							20	5.9%	15
Incarcerated Jail	24	12.9%	10	20	13.3%	11				44	13.0%	15
Alternative: Probation	126	67.7%	78	82	54.7%	52				208	61.5%	85
Alternative: Cond. Discharged	8	4.3%	5	34	22.7%	21	1	50.0%	1	43	12.7%	24
Alternative Sentence	4	2.2%	4	10	6.7%	10				14	4.1%	14
Pay Fine				1	0.7%	1	1	50.0%	1	2	0.6%	2
Other Penalty	1	0.5%	1	1	0.7%	1				2	0.6%	2
No Sentence	3	1.6%	3	2	1.3%	2				5	1.5%	4
Grand Total	186	100.0%	111	150	100.0%	90	2	100.0%	2	338	100.0%	142

27A.460(2) Percentages of fines, imprisonment, or other penalty assessment

Original & Final Plea Type

		NOT GUILTY	UNKNOWN PLEA TYPE	Grand Total
Felony Charges	Original Plea	1 (0.2%)	440 (99.8%)	441 (100.0%)
	Final Plea	1 (0.2%)	440 (99.8%)	441 (100.0%)
Felony amended to Non-Felony	Original Plea		35 (100.0%)	35 (100.0%)
	Final Plea		35 (100.0%)	35 (100.0%)

27A.460(5) Percentage of pleas as charges

27A.460(6) Percentage of pleas to reduce charges

* A case may consist of one or multiple convicted charges, the distinct count on cases counts the case only once.

* Convicted charges, percent of charges and the distinct count of cases are sorted by the highest sentence penalty for each of the convicted charges (Guilty, Guilty - Multiple Counts, Prepayable Citation - Paid or Guilty - Sealed Sentence, Enhanced).



ADMINISTRATIVE OFFICE OF THE COURTS
Research and Statistics
 Annual Report FY 2023
 Circuit Court - Felony Criminal Cases

GARRARD COUNTY

Cases can have multiple charges which are heard either by a Court Trial, Jury Trial, No Trial or by a combination of trial types. Cases are categorized by how all the charges within the case were disposed. If all charges were disposed by the same trial type, it is counted in the separate category, otherwise, it is counted within the Mixed Trial category. If a charge had no trial type entered or it had No Trial, then it is counted in the No Trial category.

Cases by Trial Type
 27A.460(7), (8), (9), (10)

	Jury Trial	Mixed Trial	No Trial	Grand Total
Felony Amended to Non-Felony		1 3.57%	27 96.43%	28 100.00%
Felony Charges	1 0.40%	4 1.62%	242 97.98%	247 100.00%
Felony Convictions	1 0.90%	3 2.70%	107 96.40%	111 100.00%

27A.460(7) Percentage of disposition to guilty as charged by trial
 27A.460(8) Percentage of those found guilty of lesser charge by trial
 27A.460(9) Percentage of cases where jury trial taken
 27A.460(10) Percentage of trials which are bench (court) trials

Shock Probation by Disposition Type
 27A.440(3)(b)

	Grand Total
0	0

27A.440(3)(b) Extracted data on shock probation shall be placed in the annual report of the Administrative Office of the Courts

* A case may consist of one or multiple convicted charges, the distinct count on cases counts the case only once.
 * Other Disposition types include: Denied, Extradition, Grand Jury, Granted, Merged, Mistrial, Grand Jury, Other, Remanded, and Sealed Records.



ADMINISTRATIVE OFFICE OF THE COURTS
Research and Statistics
Annual Report FY 2023
Circuit Court - Felony Criminal Cases
GARRARD COUNTY

Youthful Offenders

There were 0 Felony level charges and 0 Non-Felony level charges disposed within 0 Circuit Criminal cases during the fiscal year. Non-Felony charges include Misdemeanor, Violation, Local Ordinance, or Other charges within those cases.

27A.460(11)

	Charges	Cases
Felony		
Felony Amended to Non-Felony		

27A.460(11) The number of juvenile offenders tried as an adult

Of the 0 Felony level charges disposed within the Youthful Offender cases, 0 (None%) charges were convicted.

Youthful Offender

		Grand Total
Felony Charges by Disposition Type	0	0

Note: A youth charged prior to their 18th birthday, proceeded against as a youthful offender under KRS 635.020(7) may not be included in the above.

KRS 635.020(7) If a person who is eighteen (18) or older is charged with a felony that occurred prior to their eighteenth birthday, the court shall, upon motion of the county attorney made prior to adjudication and consultation with the Commonwealth's Attorney, the case may proceed in accordance with the provisions of KRS 640.010.

* A case may consist of one or multiple convicted charges, the distinct count on cases counts the case only once.

* Other disposition types include: Denied, Extradition, Grand Jury, Granted, Merged, Mistrial, Grand Jury, Other, Remanded, and Sealed Records.

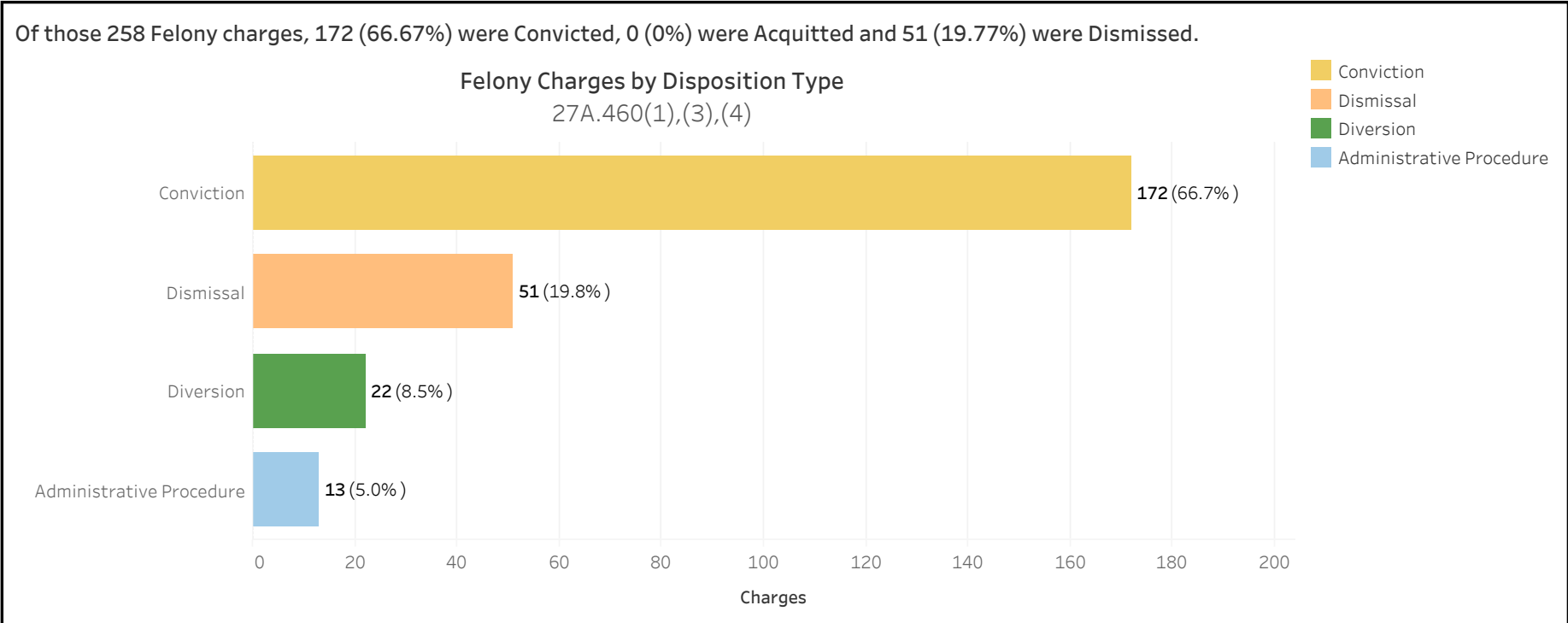


ADMINISTRATIVE OFFICE OF THE COURTS
Research and Statistics
 Annual Report FY 2023
 Circuit Court - Felony Criminal Cases

GRANT COUNTY

There were 258 Felony level charges and 6 Non-Felony level charges disposed within 174 Circuit Criminal cases during the Fiscal Year. Non-Felony charges include Misdemeanor, Violation, Local Ordinance or Other charges within those cases.

		Charges	Cases
GRANT	Felony	258	168
	Felony amended to Non-Felony	6	



27A.460(1) Conviction Percentages
 27A.460(3) Percentage of Acquittals
 27A.460(4) Percentage of Dismissals

* A case may consist of one or multiple convicted charges, the distinct count on cases counts the case only once.
 * Other Disposition types include: Denied, Extradition, Grand Jury, Granted, Merged, Mistrial, Grand Jury, Other, Remanded, and Sealed Records.



ADMINISTRATIVE OFFICE OF THE COURTS
Research and Statistics
 Annual Report FY 2023
 Circuit Court - Felony Criminal Cases

GRANT COUNTY

Felony Charges Convicted by Highest Penalty Type

Penalty Type	FELONY			MISDEMEANOR			VIOLATION			Grand Total		
	Charges	% of Chgs	Cases	Charges	% of Chgs	Cases	Charges	% of Chgs	Cases	Charges	% of Chgs	Cases
Incarcerated Prison	67	39.0%	38	1	0.5%	1				68	16.5%	39
Incarcerated Jail	11	6.4%	10	59	29.8%	31				70	17.0%	32
Alternative: Probation	1	0.6%	1							1	0.2%	1
Alternative: Cond. Discharged	2	1.2%	2	40	20.2%	23				42	10.2%	25
Alternative Sentence	71	41.3%	64	2	1.0%	2				73	17.7%	65
Pay Fine	2	1.2%	2							2	0.5%	2
Pay Court Cost	2	1.2%	2	7	3.5%	7				9	2.2%	9
Other Penalty	16	9.3%	5	89	44.9%	47	42	100.0%	29	147	35.7%	65
Grand Total	172	100.0%	115	198	100.0%	105	42	100.0%	29	412	100.0%	135

27A.460(2) Percentages of fines, imprisonment, or other penalty assessment

Original & Final Plea Type

		GUILTY	NOT GUILTY	UNKNOWN PLEA TYPE	Grand Total
Felony Charges	Original Plea	54 (20.9%)	123 (47.7%)	81 (31.4%)	258 (100.0%)
	Final Plea	177 (68.6%)		81 (31.4%)	258 (100.0%)
Felony amended to Non-Felony	Original Plea			6 (100.0%)	6 (100.0%)
	Final Plea			6 (100.0%)	6 (100.0%)

27A.460(5) Percentage of pleas as charges

27A.460(6) Percentage of pleas to reduce charges

* A case may consist of one or multiple convicted charges, the distinct count on cases counts the case only once.

* Convicted charges, percent of charges and the distinct count of cases are sorted by the highest sentence penalty for each of the convicted charges (Guilty, Guilty - Multiple Counts, Prepayable Citation - Paid or Guilty - Sealed Sentence, Enhanced).



ADMINISTRATIVE OFFICE OF THE COURTS
Research and Statistics
 Annual Report FY 2023
 Circuit Court - Felony Criminal Cases

GRANT COUNTY

Cases can have multiple charges which are heard either by a Court Trial, Jury Trial, No Trial or by a combination of trial types. Cases are categorized by how all the charges within the case were disposed. If all charges were disposed by the same trial type, it is counted in the separate category, otherwise, it is counted within the Mixed Trial category. If a charge had no trial type entered or it had No Trial, then it is counted in the No Trial category.

Cases by Trial Type
 27A.460(7), (8), (9), (10)

	Mixed Trial	No Trial	Grand Total
Felony Amended to Non-Felony		6	6
		100.00%	100.00%
Felony Charges	26	142	168
	15.48%	84.52%	100.00%
Felony Convictions	24	91	115
	20.87%	79.13%	100.00%

- 27A.460(7) Percentage of disposition to guilty as charged by trial
- 27A.460(8) Percentage of those found guilty of lesser charge by trial
- 27A.460(9) Percentage of cases where jury trial taken
- 27A.460(10) Percentage of trials which are bench (court) trials

Shock Probation by Disposition Type
 27A.440(3)(b)

	Denied	Granted	Other	Grand Total
0026090 SHOCK PROBATION IN FELONY CONVICTIONS	13	1	1	15
	86.67%	6.67%	6.67%	100.00%

27A.440(3)(b) Extracted data on shock probation shall be placed in the annual report of the Administrative Office of the Courts

* A case may consist of one or multiple convicted charges, the distinct count on cases counts the case only once.
 * Other Disposition types include: Denied, Extradition, Grand Jury, Granted, Merged, Mistrial, Grand Jury, Other, Remanded, and Sealed Records.



ADMINISTRATIVE OFFICE OF THE COURTS
Research and Statistics
 Annual Report FY 2023
 Circuit Court - Felony Criminal Cases
GRANT COUNTY

Youthful Offenders

There were 0 Felony level charges and 0 Non-Felony level charges disposed within 0 Circuit Criminal cases during the fiscal year. Non-Felony charges include Misdemeanor, Violation, Local Ordinance, or Other charges within those cases.

27A.460(11)

	Charges	Cases
Felony		
Felony Amended to Non-Felony		

27A.460(11) The number of juvenile offenders tried as an adult

Of the 0 Felony level charges disposed within the Youthful Offender cases, 0 (None%) charges were convicted.

Youthful Offender

		Grand Total
Felony Charges by Disposition Type	0	0

Note: A youth charged prior to their 18th birthday, proceeded against as a youthful offender under KRS 635.020(7) may not be included in the above.

KRS 635.020(7) If a person who is eighteen (18) or older is charged with a felony that occurred prior to their eighteenth birthday, the court shall, upon motion of the county attorney made prior to adjudication and consultation with the Commonwealth's Attorney, the case may proceed in accordance with the provisions of KRS 640.010.

* A case may consist of one or multiple convicted charges, the distinct count on cases counts the case only once.

* Other disposition types include: Denied, Extradition, Grand Jury, Granted, Merged, Mistrial, Grand Jury, Other, Remanded, and Sealed Records.

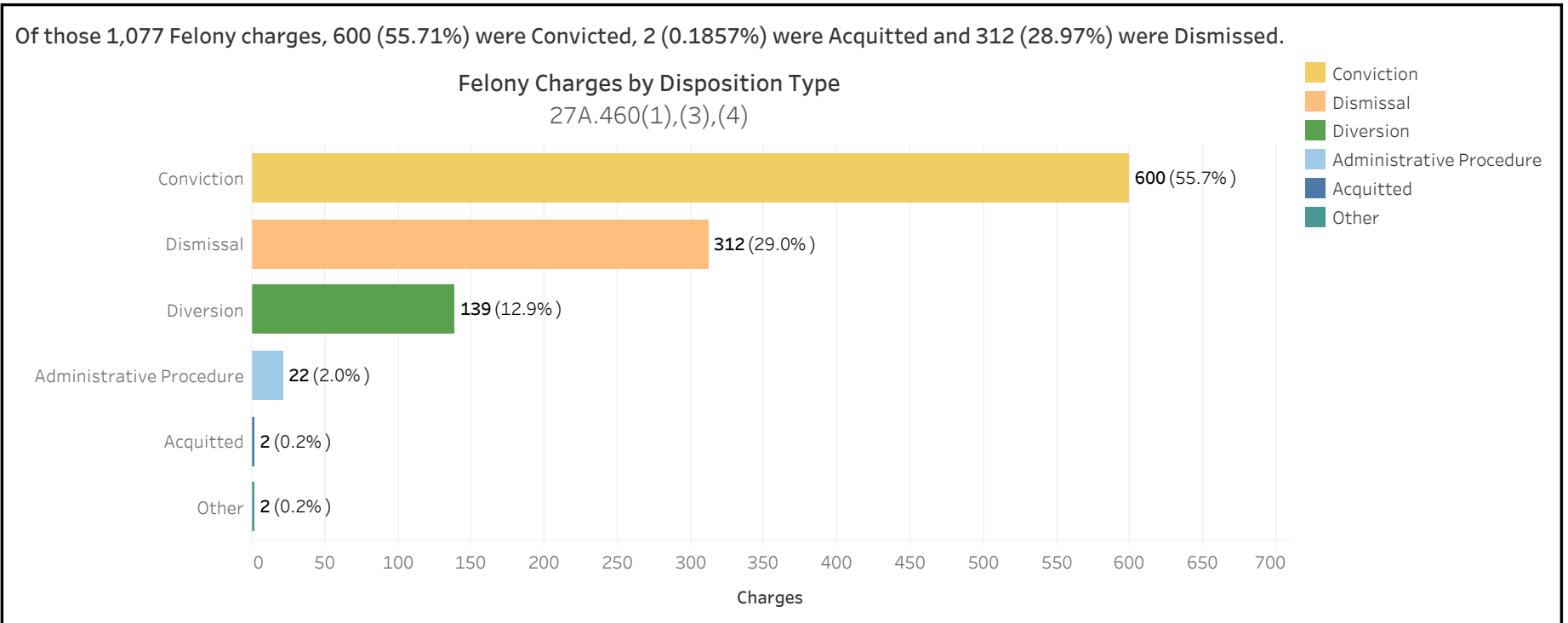


ADMINISTRATIVE OFFICE OF THE COURTS
Research and Statistics
 Annual Report FY 2023
 Circuit Court - Felony Criminal Cases

GRAVES COUNTY

There were 1,077 Felony level charges and 56 Non-Felony level charges disposed within 629 Circuit Criminal cases during the Fiscal Year. Non-Felony charges include Misdemeanor, Violation, Local Ordinance or Other charges within those cases.

		Charges	Cases
GRAVES	Felony	1,077	592
	Felony amended to Non-Felony	56	



27A.460(1) Conviction Percentages
 27A.460(3) Percentage of Acquittals
 27A.460(4) Percentage of Dismissals

* A case may consist of one or multiple convicted charges, the distinct count on cases counts the case only once.
 * Other Disposition types include: Denied, Extradition, Grand Jury, Granted, Merged, Mistrial, Grand Jury, Other, Remanded, and Sealed Records.



ADMINISTRATIVE OFFICE OF THE COURTS
Research and Statistics
 Annual Report FY 2023
 Circuit Court - Felony Criminal Cases

GRAVES COUNTY

Felony Charges Convicted by Highest Penalty Type

Penalty Type	FELONY			MISDEMEANOR			VIOLATION			Grand Total		
	Charges	% of Chgs	Cases	Charges	% of Chgs	Cases	Charges	% of Chgs	Cases	Charges	% of Chgs	Cases
Incarcerated Prison	241	41.0%	143	5	2.3%	5				246	30.3%	143
Incarcerated Jail	57	9.7%	44	87	39.4%	57				144	17.8%	89
Alternative: Probation	273	46.4%	192	55	24.9%	39				328	40.4%	192
Alternative: Cond. Discharged	1	0.2%	1	68	30.8%	41				69	8.5%	42
Alternative Sentence				2	0.9%	2	1	50.0%	1	3	0.4%	3
Pay Fine				2	0.9%	2	1	50.0%	1	3	0.4%	3
Other Penalty	1	0.2%	1							1	0.1%	1
No Sentence	15	2.6%	11	2	0.9%	2				17	2.1%	13
Grand Total	588	100.0%	376	221	100.0%	143	2	100.0%	2	811	100.0%	427

27A.460(2) Percentages of fines, imprisonment, or other penalty assessment

Original & Final Plea Type

		GUILTY	NOT GUILTY	UNKNOWN PLEA TYPE	Grand Total
Felony Charges	Original Plea	2 (0.2%)	563 (52.3%)	512 (47.5%)	1,077 (100.0%)
	Final Plea	559 (51.9%)	6 (0.6%)	512 (47.5%)	1,077 (100.0%)
Felony amended to Non-Felony	Original Plea		3 (5.4%)	53 (94.6%)	56 (100.0%)
	Final Plea	2 (3.6%)	1 (1.8%)	53 (94.6%)	56 (100.0%)

27A.460(5) Percentage of pleas as charges

27A.460(6) Percentage of pleas to reduce charges

* A case may consist of one or multiple convicted charges, the distinct count on cases counts the case only once.

* Convicted charges, percent of charges and the distinct count of cases are sorted by the highest sentence penalty for each of the convicted charges (Guilty, Guilty - Multiple Counts, Prepayable Citation - Paid or Guilty - Sealed Sentence, Enhanced).



ADMINISTRATIVE OFFICE OF THE COURTS
Research and Statistics
 Annual Report FY 2023
 Circuit Court - Felony Criminal Cases

GRAVES COUNTY

Cases can have multiple charges which are heard either by a Court Trial, Jury Trial, No Trial or by a combination of trial types. Cases are categorized by how all the charges within the case were disposed. If all charges were disposed by the same trial type, it is counted in the separate category, otherwise, it is counted within the Mixed Trial category. If a charge had no trial type entered or it had No Trial, then it is counted in the No Trial category.

Cases by Trial Type
 27A.460(7), (8), (9), (10)

	Jury Trial	Mixed Trial	No Trial	Grand Total
Felony Amended to Non-Felony		2 5.41%	35 94.59%	37 100.00%
Felony Charges	3 0.51%	23 3.89%	566 95.61%	592 100.00%
Felony Convictions	1 0.27%	16 4.26%	359 95.48%	376 100.00%

- 27A.460(7) Percentage of disposition to guilty as charged by trial
- 27A.460(8) Percentage of those found guilty of lesser charge by trial
- 27A.460(9) Percentage of cases where jury trial taken
- 27A.460(10) Percentage of trials which are bench (court) trials

Shock Probation by Disposition Type
 27A.440(3)(b)

	Denied	Granted	Grand Total
0026090 SHOCK PROBATION IN FELONY CONVICTIONS	98 64.05%	55 35.95%	153 100.00%

27A.440(3)(b) Extracted data on shock probation shall be placed in the annual report of the Administrative Office of the Courts

* A case may consist of one or multiple convicted charges, the distinct count on cases counts the case only once.
 * Other Disposition types include: Denied, Extradition, Grand Jury, Granted, Merged, Mistrial, Grand Jury, Other, Remanded, and Sealed Records.



ADMINISTRATIVE OFFICE OF THE COURTS
Research and Statistics
Annual Report FY 2023
Circuit Court - Felony Criminal Cases
GRAVES COUNTY

Youthful Offenders

There were 8 Felony level charges and 0 Non-Felony level charges disposed within 4 Circuit Criminal cases during the fiscal year. Non-Felony charges include Misdemeanor, Violation, Local Ordinance, or Other charges within those cases.

27A.460(11)

	Charges	Cases
Felony	8	4
Felony Amended to Non-Felony	0	0

27A.460(11) The number of juvenile offenders tried as an adult

Of the 8 Felony level charges disposed within the Youthful Offender cases, 8 (100.0%) charges were convicted.

Youthful Offender

	Conviction	Grand Total
Felony Charges by Disposition Type	8	8

Note: A youth charged prior to their 18th birthday, proceeded against as a youthful offender under KRS 635.020(7) may not be included in the above.

KRS 635.020(7) If a person who is eighteen (18) or older is charged with a felony that occurred prior to their eighteenth birthday, the court shall, upon motion of the county attorney made prior to adjudication and consultation with the Commonwealth's Attorney, the case may proceed in accordance with the provisions of KRS 640.010.

* A case may consist of one or multiple convicted charges, the distinct count on cases counts the case only once.

* Other disposition types include: Denied, Extradition, Grand Jury, Granted, Merged, Mistrial, Grand Jury, Other, Remanded, and Sealed Records.

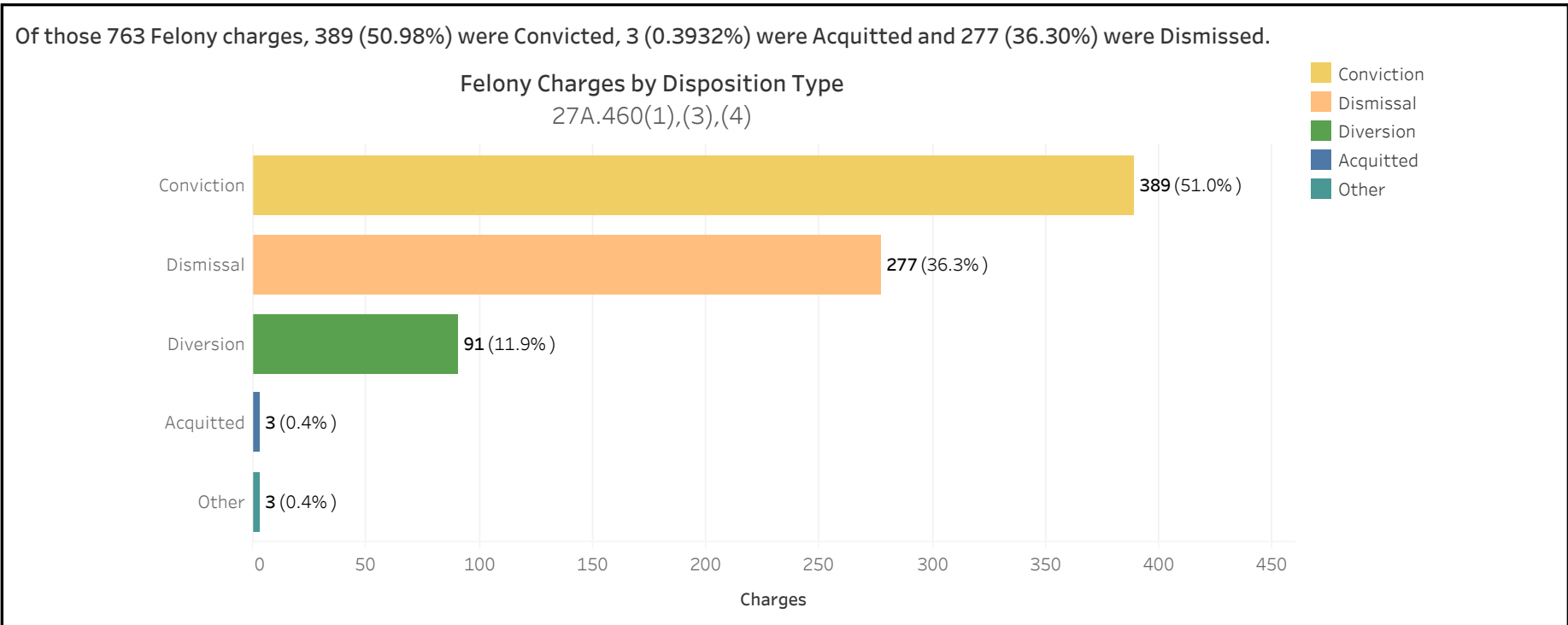


ADMINISTRATIVE OFFICE OF THE COURTS
Research and Statistics
 Annual Report FY 2023
 Circuit Court - Felony Criminal Cases

GRAYSON COUNTY

There were 763 Felony level charges and 40 Non-Felony level charges disposed within 441 Circuit Criminal cases during the Fiscal Year. Non-Felony charges include Misdemeanor, Violation, Local Ordinance or Other charges within those cases.

		Charges	Cases
GRAYSON	Felony	763	417
	Felony amended to Non-Felony	40	



27A.460(1) Conviction Percentages
 27A.460(3) Percentage of Acquittals
 27A.460(4) Percentage of Dismissals

* A case may consist of one or multiple convicted charges, the distinct count on cases counts the case only once.
 * Other Disposition types include: Denied, Extradition, Grand Jury, Granted, Merged, Mistrial, Grand Jury, Other, Remanded, and Sealed Records.



ADMINISTRATIVE OFFICE OF THE COURTS
Research and Statistics
 Annual Report FY 2023
 Circuit Court - Felony Criminal Cases

GRAYSON COUNTY

Felony Charges Convicted by Highest Penalty Type

Penalty Type	FELONY			MISDEMEANOR			Grand Total		
	Charges	% of Chgs	Cases	Charges	% of Chgs	Cases	Charges	% of Chgs	Cases
Incarcerated Prison	139	39.5%	58	5	2.1%	3	144	24.4%	59
Incarcerated Jail	62	17.6%	40	101	42.3%	47	163	27.6%	69
Alternative: Probation	6	1.7%	6	14	5.9%	9	20	3.4%	14
Alternative Sentence				3	1.3%	2	3	0.5%	2
Pay Fine	6	1.7%	6	10	4.2%	10	16	2.7%	16
Pay Court Cost	9	2.6%	9	3	1.3%	3	12	2.0%	12
Other Penalty	127	36.1%	103	102	42.7%	60	229	38.7%	118
No Sentence	3	0.9%	3	1	0.4%	1	4	0.7%	3
Grand Total	352	100.0%	204	239	100.0%	123	591	100.0%	230

27A.460(2) Percentages of fines, imprisonment, or other penalty assessment

Original & Final Plea Type

		GUILTY	NOT GUILTY	UNKNOWN PLEA TYPE	Grand Total
Felony Charges	Original Plea	1 (0.1%)	355 (46.5%)	407 (53.3%)	763 (100.0%)
	Final Plea	354 (46.4%)	2 (0.3%)	407 (53.3%)	763 (100.0%)
Felony amended to Non-Felony	Original Plea		2 (5.0%)	38 (95.0%)	40 (100.0%)
	Final Plea	2 (5.0%)		38 (95.0%)	40 (100.0%)

27A.460(5) Percentage of pleas as charges

27A.460(6) Percentage of pleas to reduce charges

* A case may consist of one or multiple convicted charges, the distinct count on cases counts the case only once.

* Convicted charges, percent of charges and the distinct count of cases are sorted by the highest sentence penalty for each of the convicted charges (Guilty, Guilty - Multiple Counts, Prepayable Citation - Paid or Guilty - Sealed Sentence, Enhanced).



ADMINISTRATIVE OFFICE OF THE COURTS
Research and Statistics
 Annual Report FY 2023
 Circuit Court - Felony Criminal Cases

GRAYSON COUNTY

Cases can have multiple charges which are heard either by a Court Trial, Jury Trial, No Trial or by a combination of trial types. Cases are categorized by how all the charges within the case were disposed. If all charges were disposed by the same trial type, it is counted in the separate category, otherwise, it is counted within the Mixed Trial category. If a charge had no trial type entered or it had No Trial, then it is counted in the No Trial category.

Cases by Trial Type
 27A.460(7), (8), (9), (10)

	Court Trial	Jury Trial	Mixed Trial	No Trial	Grand Total
Felony Amended to Non-Felony			2 8.33%	22 91.67%	24 100.00%
Felony Charges	1 0.24%	2 0.48%	2 0.48%	412 98.80%	417 100.00%
Felony Convictions	1 0.49%	1 0.49%	1 0.49%	202 98.54%	205 100.00%

- 27A.460(7) Percentage of disposition to guilty as charged by trial
- 27A.460(8) Percentage of those found guilty of lesser charge by trial
- 27A.460(9) Percentage of cases where jury trial taken
- 27A.460(10) Percentage of trials which are bench (court) trials

Shock Probation by Disposition Type
 27A.440(3)(b)

	Denied	Granted	Grand Total
0026090 SHOCK PROBATION IN FELONY CONVICTIONS	7 70.00%	3 30.00%	10 100.00%

27A.440(3)(b) Extracted data on shock probation shall be placed in the annual report of the Administrative Office of the Courts

* A case may consist of one or multiple convicted charges, the distinct count on cases counts the case only once.
 * Other Disposition types include: Denied, Extradition, Grand Jury, Granted, Merged, Mistrial, Grand Jury, Other, Remanded, and Sealed Records.



ADMINISTRATIVE OFFICE OF THE COURTS
Research and Statistics
Annual Report FY 2023
Circuit Court - Felony Criminal Cases
GRAYSON COUNTY

Youthful Offenders

There were 1 Felony level charges and 0 Non-Felony level charges disposed within 1 Circuit Criminal cases during the fiscal year. Non-Felony charges include Misdemeanor, Violation, Local Ordinance, or Other charges within those cases.

27A.460(11)

	Charges	Cases
Felony	1	1
Felony Amended to Non-Felony	0	0

27A.460(11) The number of juvenile offenders tried as an adult

Of the 1 Felony level charges disposed within the Youthful Offender cases, 0 (0%) charges were convicted.

Youthful Offender

	Dismissal	Grand Total
Felony Charges by Disposition Type	1	1

Note: A youth charged prior to their 18th birthday, proceeded against as a youthful offender under KRS 635.020(7) may not be included in the above.

KRS 635.020(7) If a person who is eighteen (18) or older is charged with a felony that occurred prior to their eighteenth birthday, the court shall, upon motion of the county attorney made prior to adjudication and consultation with the Commonwealth's Attorney, the case may proceed in accordance with the provisions of KRS 640.010.

* A case may consist of one or multiple convicted charges, the distinct count on cases counts the case only once.

* Other disposition types include: Denied, Extradition, Grand Jury, Granted, Merged, Mistrial, Grand Jury, Other, Remanded, and Sealed Records.

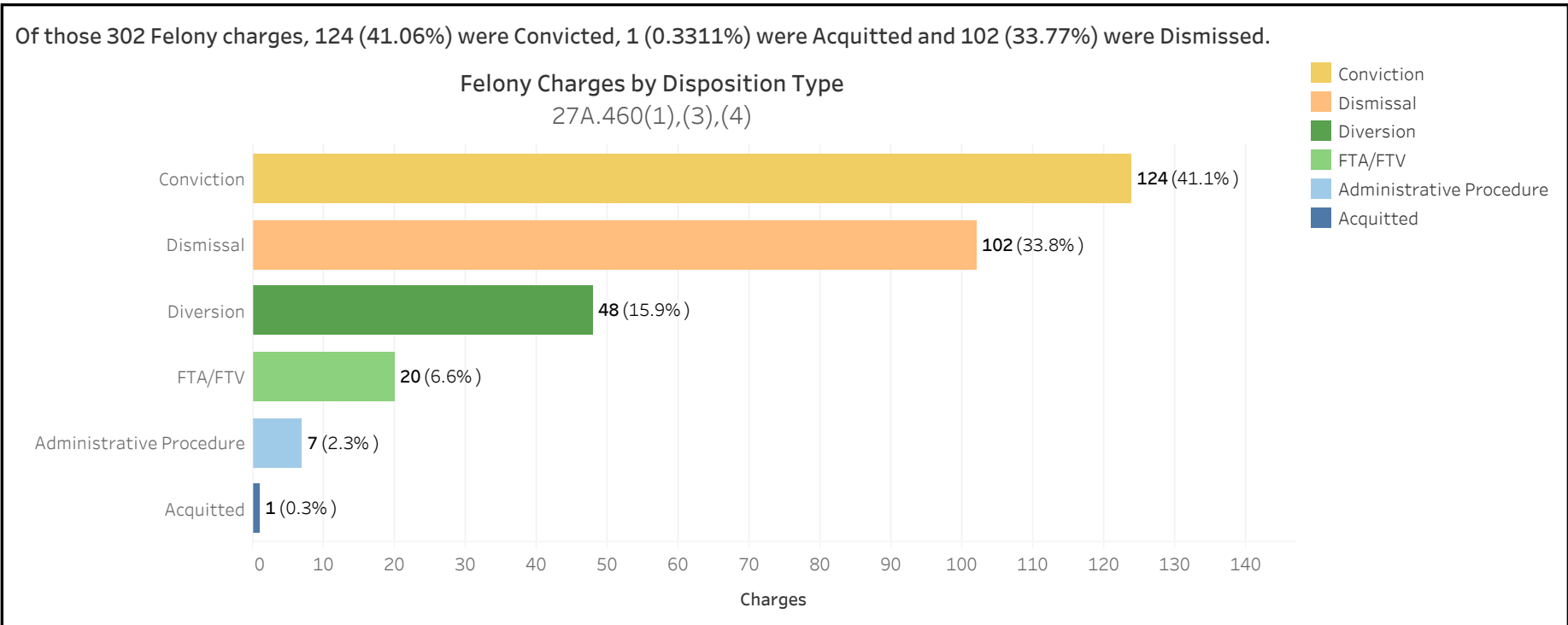


ADMINISTRATIVE OFFICE OF THE COURTS
Research and Statistics
 Annual Report FY 2023
 Circuit Court - Felony Criminal Cases

GREEN COUNTY

There were 302 Felony level charges and 23 Non-Felony level charges disposed within 136 Circuit Criminal cases during the Fiscal Year. Non-Felony charges include Misdemeanor, Violation, Local Ordinance or Other charges within those cases.

		Charges	Cases
GREEN	Felony	302	119
	Felony amended to Non-Felony	23	



27A.460(1) Conviction Percentages
 27A.460(3) Percentage of Acquittals
 27A.460(4) Percentage of Dismissals

* A case may consist of one or multiple convicted charges, the distinct count on cases counts the case only once.
 * Other Disposition types include: Denied, Extradition, Grand Jury, Granted, Merged, Mistrial, Grand Jury, Other, Remanded, and Sealed Records.



ADMINISTRATIVE OFFICE OF THE COURTS
Research and Statistics
 Annual Report FY 2023
 Circuit Court - Felony Criminal Cases

GREEN COUNTY

Felony Charges Convicted by Highest Penalty Type

Penalty Type	FELONY			MISDEMEANOR			VIOLATION			Grand Total		
	Charges	% of Chgs	Cases	Charges	% of Chgs	Cases	Charges	% of Chgs	Cases	Charges	% of Chgs	Cases
Incarcerated Prison	52	41.9%	17							52	16.3%	17
Incarcerated Jail	8	6.5%	5	45	29.4%	14				53	16.6%	15
Alternative: Probation	3	2.4%	3	3	2.0%	3				6	1.9%	6
Alternative Sentence	1	0.8%	1				1	2.3%	1	2	0.6%	2
Pay Fine							1	2.3%	1	1	0.3%	1
Pay Court Cost	3	2.4%	3	9	5.9%	9	5	11.6%	5	17	5.3%	17
Other Penalty	54	43.5%	21	86	56.2%	45	20	46.5%	9	160	50.0%	55
No Sentence	3	2.4%	3	10	6.5%	4	16	37.2%	7	29	9.1%	13
Grand Total	124	100.0%	49	153	100.0%	62	43	100.0%	19	320	100.0%	82

27A.460(2) Percentages of fines, imprisonment, or other penalty assessment

Original & Final Plea Type

		GUILTY	NOT GUILTY	UNKNOWN PLEA TYPE	Grand Total
Felony Charges	Original Plea		2 (0.7%)	300 (99.3%)	302 (100.0%)
	Final Plea	2 (0.7%)		300 (99.3%)	302 (100.0%)
Felony amended to Non-Felony	Original Plea			23 (100.0%)	23 (100.0%)
	Final Plea			23 (100.0%)	23 (100.0%)

27A.460(5) Percentage of pleas as charges

27A.460(6) Percentage of pleas to reduce charges

* A case may consist of one or multiple convicted charges, the distinct count on cases counts the case only once.

* Convicted charges, percent of charges and the distinct count of cases are sorted by the highest sentence penalty for each of the convicted charges (Guilty, Guilty - Multiple Counts, Prepayable Citation - Paid or Guilty - Sealed Sentence, Enhanced).



ADMINISTRATIVE OFFICE OF THE COURTS
Research and Statistics
 Annual Report FY 2023
 Circuit Court - Felony Criminal Cases

GREEN COUNTY

Cases can have multiple charges which are heard either by a Court Trial, Jury Trial, No Trial or by a combination of trial types. Cases are categorized by how all the charges within the case were disposed. If all charges were disposed by the same trial type, it is counted in the separate category, otherwise, it is counted within the Mixed Trial category. If a charge had no trial type entered or it had No Trial, then it is counted in the No Trial category.

Cases by Trial Type
 27A.460(7), (8), (9), (10)

	Jury Trial	Mixed Trial	No Trial	Grand Total
Felony Amended to Non-Felony	1 5.88%	1 5.88%	15 88.24%	17 100.00%
Felony Charges	1 0.84%	2 1.68%	116 97.48%	119 100.00%
Felony Convictions	1 2.04%		48 97.96%	49 100.00%

- 27A.460(7) Percentage of disposition to guilty as charged by trial
- 27A.460(8) Percentage of those found guilty of lesser charge by trial
- 27A.460(9) Percentage of cases where jury trial taken
- 27A.460(10) Percentage of trials which are bench (court) trials

Shock Probation by Disposition Type
 27A.440(3)(b)

	Denied	Granted	Grand Total
0026090 SHOCK PROBATION IN FELONY CONVICTIONS	7 77.78%	2 22.22%	9 100.00%

27A.440(3)(b) Extracted data on shock probation shall be placed in the annual report of the Administrative Office of the Courts

* A case may consist of one or multiple convicted charges, the distinct count on cases counts the case only once.
 * Other Disposition types include: Denied, Extradition, Grand Jury, Granted, Merged, Mistrial, Grand Jury, Other, Remanded, and Sealed Records.



ADMINISTRATIVE OFFICE OF THE COURTS
Research and Statistics
 Annual Report FY 2023
 Circuit Court - Felony Criminal Cases
GREEN COUNTY

Youthful Offenders

There were 0 Felony level charges and 0 Non-Felony level charges disposed within 0 Circuit Criminal cases during the fiscal year. Non-Felony charges include Misdemeanor, Violation, Local Ordinance, or Other charges within those cases.

27A.460(11)

	Charges	Cases
Felony		
Felony Amended to Non-Felony		

27A.460(11) The number of juvenile offenders tried as an adult

Of the 0 Felony level charges disposed within the Youthful Offender cases, 0 (None%) charges were convicted.

Youthful Offender

		Grand Total
Felony Charges by Disposition Type	0	0

Note: A youth charged prior to their 18th birthday, proceeded against as a youthful offender under KRS 635.020(7) may not be included in the above.

KRS 635.020(7) If a person who is eighteen (18) or older is charged with a felony that occurred prior to their eighteenth birthday, the court shall, upon motion of the county attorney made prior to adjudication and consultation with the Commonwealth's Attorney, the case may proceed in accordance with the provisions of KRS 640.010.

* A case may consist of one or multiple convicted charges, the distinct count on cases counts the case only once.

* Other disposition types include: Denied, Extradition, Grand Jury, Granted, Merged, Mistrial, Grand Jury, Other, Remanded, and Sealed Records.

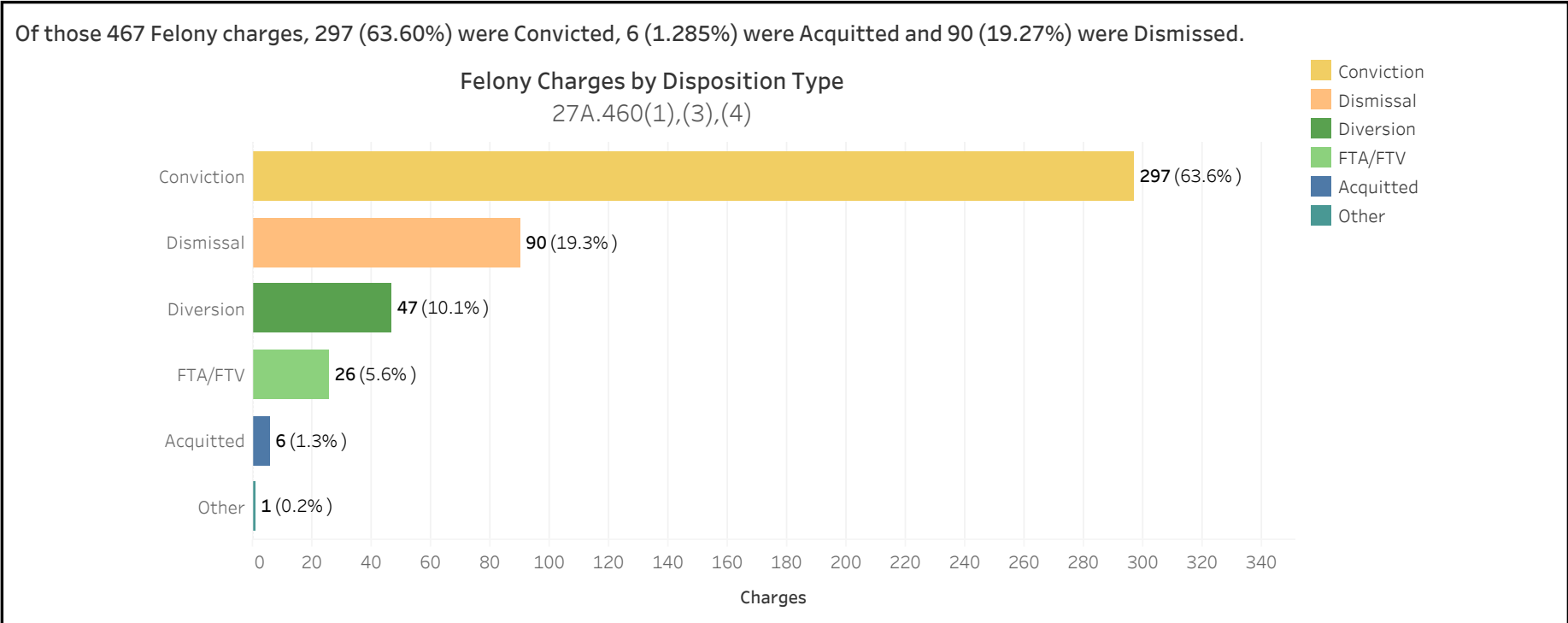


ADMINISTRATIVE OFFICE OF THE COURTS
Research and Statistics
 Annual Report FY 2023
 Circuit Court - Felony Criminal Cases

GREENUP COUNTY

There were 467 Felony level charges and 3 Non-Felony level charges disposed within 251 Circuit Criminal cases during the Fiscal Year. Non-Felony charges include Misdemeanor, Violation, Local Ordinance or Other charges within those cases.

		Charges	Cases
GREENUP	Felony	467	248
	Felony amended to Non-Felony	3	



27A.460(1) Conviction Percentages
 27A.460(3) Percentage of Acquittals
 27A.460(4) Percentage of Dismissals

* A case may consist of one or multiple convicted charges, the distinct count on cases counts the case only once.
 * Other Disposition types include: Denied, Extradition, Grand Jury, Granted, Merged, Mistrial, Grand Jury, Other, Remanded, and Sealed Records.



ADMINISTRATIVE OFFICE OF THE COURTS
Research and Statistics
 Annual Report FY 2023
 Circuit Court - Felony Criminal Cases

GREENUP COUNTY

Felony Charges Convicted by Highest Penalty Type

Penalty Type	FELONY			MISDEMEANOR			VIOLATION			Grand Total		
	Charges	% of Chgs	Cases	Charges	% of Chgs	Cases	Charges	% of Chgs	Cases	Charges	% of Chgs	Cases
Incarcerated Prison	175	60.8%	85							175	47.2%	85
Incarcerated Jail	34	11.8%	26	33	44.0%	20				67	18.1%	41
Alternative: Probation	75	26.0%	50							75	20.2%	50
Alternative: Cond. Discharged				39	52.0%	27				39	10.5%	27
Alternative Sentence	1	0.3%	1							1	0.3%	1
Pay Fine				3	4.0%	3	7	87.5%	3	10	2.7%	5
Other Penalty	1	0.3%	1							1	0.3%	1
No Sentence	2	0.7%	2				1	12.5%	1	3	0.8%	3
Grand Total	288	100.0%	156	75	100.0%	48	8	100.0%	4	371	100.0%	166

27A.460(2) Percentages of fines, imprisonment, or other penalty assessment

Original & Final Plea Type

		GUILTY	NOT GUILTY	UNKNOWN PLEA TYPE	Grand Total
Felony Charges	Original Plea		268 (57.4%)	199 (42.6%)	467 (100.0%)
	Final Plea	268 (57.4%)		199 (42.6%)	467 (100.0%)
Felony amended to Non-Felony	Original Plea			3 (100.0%)	3 (100.0%)
	Final Plea			3 (100.0%)	3 (100.0%)

27A.460(5) Percentage of pleas as charges

27A.460(6) Percentage of pleas to reduce charges

* A case may consist of one or multiple convicted charges, the distinct count on cases counts the case only once.

* Convicted charges, percent of charges and the distinct count of cases are sorted by the highest sentence penalty for each of the convicted charges (Guilty, Guilty - Multiple Counts, Prepayable Citation - Paid or Guilty - Sealed Sentence, Enhanced).



ADMINISTRATIVE OFFICE OF THE COURTS
Research and Statistics
 Annual Report FY 2023
 Circuit Court - Felony Criminal Cases

GREENUP COUNTY

Cases can have multiple charges which are heard either by a Court Trial, Jury Trial, No Trial or by a combination of trial types. Cases are categorized by how all the charges within the case were disposed. If all charges were disposed by the same trial type, it is counted in the separate category, otherwise, it is counted within the Mixed Trial category. If a charge had no trial type entered or it had No Trial, then it is counted in the No Trial category.

Cases by Trial Type
 27A.460(7), (8), (9), (10)

	Jury Trial	Mixed Trial	No Trial	Grand Total
Felony Amended to Non-Felony			3	3
			100.00%	100.00%
Felony Charges	3	25	220	248
	1.21%	10.08%	88.71%	100.00%
Felony Convictions		18	138	156
		11.54%	88.46%	100.00%

- 27A.460(7) Percentage of disposition to guilty as charged by trial
- 27A.460(8) Percentage of those found guilty of lesser charge by trial
- 27A.460(9) Percentage of cases where jury trial taken
- 27A.460(10) Percentage of trials which are bench (court) trials

Shock Probation by Disposition Type
 27A.440(3)(b)

	Denied	Granted	Withdrawn	Other	Grand Total
0026090 SHOCK PROBATION IN FELONY CONVICTIONS	71	13	2	2	88
	80.68%	14.77%	2.27%	2.27%	100.00%

27A.440(3)(b) Extracted data on shock probation shall be placed in the annual report of the Administrative Office of the Courts

* A case may consist of one or multiple convicted charges, the distinct count on cases counts the case only once.
 * Other Disposition types include: Denied, Extradition, Grand Jury, Granted, Merged, Mistrial, Grand Jury, Other, Remanded, and Sealed Records.



ADMINISTRATIVE OFFICE OF THE COURTS
Research and Statistics
 Annual Report FY 2023
 Circuit Court - Felony Criminal Cases
GREENUP COUNTY

Youthful Offenders

There were 0 Felony level charges and 0 Non-Felony level charges disposed within 0 Circuit Criminal cases during the fiscal year. Non-Felony charges include Misdemeanor, Violation, Local Ordinance, or Other charges within those cases.

27A.460(11)

	Charges	Cases
Felony		
Felony Amended to Non-Felony		

27A.460(11) The number of juvenile offenders tried as an adult

Of the 0 Felony level charges disposed within the Youthful Offender cases, 0 (None%) charges were convicted.

Youthful Offender

		Grand Total
Felony Charges by Disposition Type	0	0

Note: A youth charged prior to their 18th birthday, proceeded against as a youthful offender under KRS 635.020(7) may not be included in the above.

KRS 635.020(7) If a person who is eighteen (18) or older is charged with a felony that occurred prior to their eighteenth birthday, the court shall, upon motion of the county attorney made prior to adjudication and consultation with the Commonwealth's Attorney, the case may proceed in accordance with the provisions of KRS 640.010.

* A case may consist of one or multiple convicted charges, the distinct count on cases counts the case only once.

* Other disposition types include: Denied, Extradition, Grand Jury, Granted, Merged, Mistrial, Grand Jury, Other, Remanded, and Sealed Records.

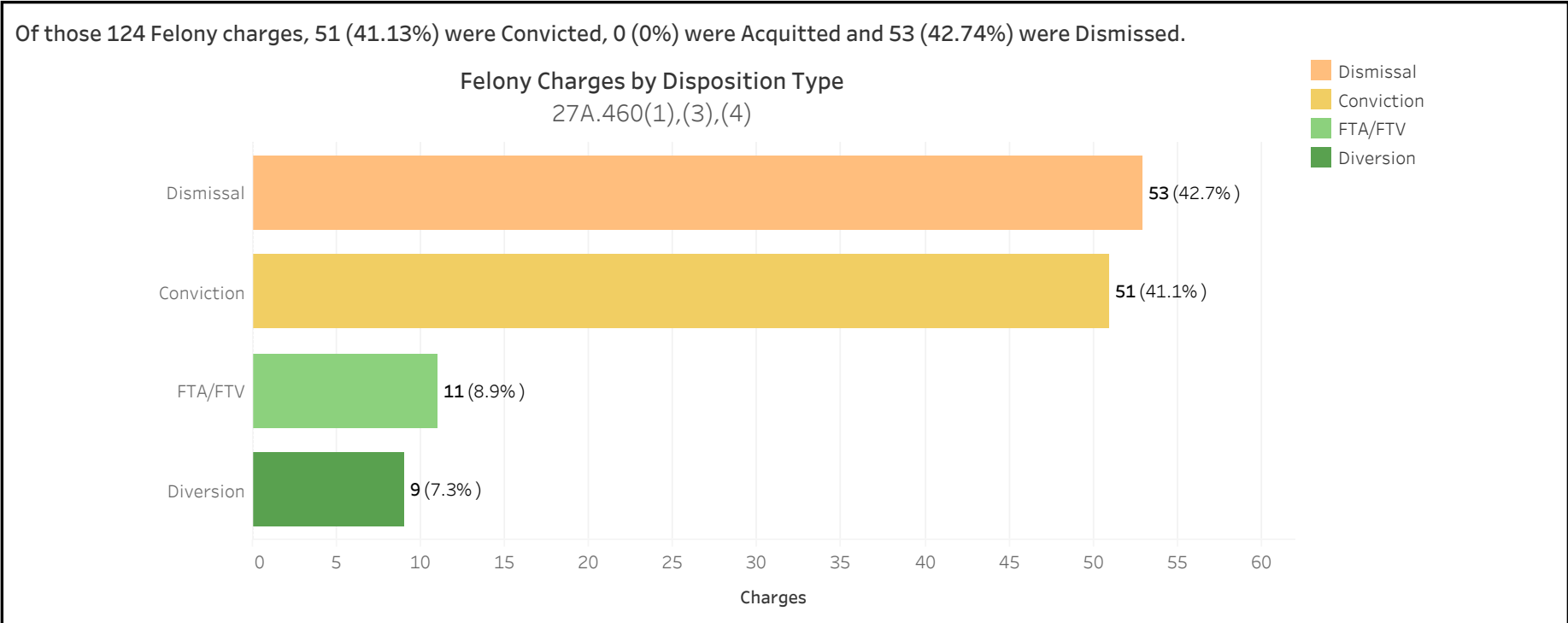


ADMINISTRATIVE OFFICE OF THE COURTS
Research and Statistics
 Annual Report FY 2023
 Circuit Court - Felony Criminal Cases

HANCOCK COUNTY

There were 124 Felony level charges and 8 Non-Felony level charges disposed within 71 Circuit Criminal cases during the Fiscal Year. Non-Felony charges include Misdemeanor, Violation, Local Ordinance or Other charges within those cases.

		Charges	Cases
HANCOCK	Felony	124	64
	Felony amended to Non-Felony	8	



27A.460(1) Conviction Percentages
 27A.460(3) Percentage of Acquittals
 27A.460(4) Percentage of Dismissals

* A case may consist of one or multiple convicted charges, the distinct count on cases counts the case only once.
 * Other Disposition types include: Denied, Extradition, Grand Jury, Granted, Merged, Mistrial, Grand Jury, Other, Remanded, and Sealed Records.



ADMINISTRATIVE OFFICE OF THE COURTS
Research and Statistics
 Annual Report FY 2023
 Circuit Court - Felony Criminal Cases

HANCOCK COUNTY

Felony Charges Convicted by Highest Penalty Type

Penalty Type	FELONY			MISDEMEANOR			Grand Total		
	Charges	% of Chgs	Cases	Charges	% of Chgs	Cases	Charges	% of Chgs	Cases
Incarcerated Prison	38	74.5%	25	1	5.0%	1	39	54.9%	26
Incarcerated Jail	3	5.9%	3	8	40.0%	6	11	15.5%	8
Alternative: Probation	6	11.8%	6	11	55.0%	11	17	23.9%	17
Pay Court Cost	1	2.0%	1				1	1.4%	1
No Sentence	3	5.9%	2				3	4.2%	2
Grand Total	51	100.0%	36	20	100.0%	16	71	100.0%	47

27A.460(2) Percentages of fines, imprisonment, or other penalty assessment

Original & Final Plea Type

		UNKNOWN PLEA TYPE	Grand Total
Felony Charges	Original Plea	124 (100.0%)	124 (100.0%)
	Final Plea	124 (100.0%)	124 (100.0%)
Felony amended to Non-Felony	Original Plea	8 (100.0%)	8 (100.0%)
	Final Plea	8 (100.0%)	8 (100.0%)

27A.460(5) Percentage of pleas as charges

27A.460(6) Percentage of pleas to reduce charges

* A case may consist of one or multiple convicted charges, the distinct count on cases counts the case only once.

* Convicted charges, percent of charges and the distinct count of cases are sorted by the highest sentence penalty for each of the convicted charges (Guilty, Guilty - Multiple Counts, Prepayable Citation - Paid or Guilty - Sealed Sentence, Enhanced).



ADMINISTRATIVE OFFICE OF THE COURTS
Research and Statistics
 Annual Report FY 2023
 Circuit Court - Felony Criminal Cases

HANCOCK COUNTY

Cases can have multiple charges which are heard either by a Court Trial, Jury Trial, No Trial or by a combination of trial types. Cases are categorized by how all the charges within the case were disposed. If all charges were disposed by the same trial type, it is counted in the separate category, otherwise, it is counted within the Mixed Trial category. If a charge had no trial type entered or it had No Trial, then it is counted in the No Trial category.

Cases by Trial Type
 27A.460(7), (8), (9), (10)

	Mixed Trial	No Trial	Grand Total
Felony Amended to Non-Felony		7	7
		100.00%	100.00%
Felony Charges	11	53	64
	17.19%	82.81%	100.00%
Felony Convictions	9	27	36
	25.00%	75.00%	100.00%

- 27A.460(7) Percentage of disposition to guilty as charged by trial
- 27A.460(8) Percentage of those found guilty of lesser charge by trial
- 27A.460(9) Percentage of cases where jury trial taken
- 27A.460(10) Percentage of trials which are bench (court) trials

Shock Probation by Disposition Type
 27A.440(3)(b)

	Denied	Granted	Vacated	Grand Total
0026090 SHOCK PROBATION IN FELONY CONVICTIONS	1	11	1	13
	7.69%	84.62%	7.69%	100.00%

27A.440(3)(b) Extracted data on shock probation shall be placed in the annual report of the Administrative Office of the Courts

* A case may consist of one or multiple convicted charges, the distinct count on cases counts the case only once.
 * Other Disposition types include: Denied, Extradition, Grand Jury, Granted, Merged, Mistrial, Grand Jury, Other, Remanded, and Sealed Records.



ADMINISTRATIVE OFFICE OF THE COURTS
Research and Statistics
Annual Report FY 2023
Circuit Court - Felony Criminal Cases
HANCOCK COUNTY

Youthful Offenders

There were 0 Felony level charges and 0 Non-Felony level charges disposed within 0 Circuit Criminal cases during the fiscal year. Non-Felony charges include Misdemeanor, Violation, Local Ordinance, or Other charges within those cases.

27A.460(11)

	Charges	Cases
Felony		
Felony Amended to Non-Felony		

27A.460(11) The number of juvenile offenders tried as an adult

Of the 0 Felony level charges disposed within the Youthful Offender cases, 0 (None%) charges were convicted.

Youthful Offender

		Grand Total
Felony Charges by Disposition Type	0	0

Note: A youth charged prior to their 18th birthday, proceeded against as a youthful offender under KRS 635.020(7) may not be included in the above.

KRS 635.020(7) If a person who is eighteen (18) or older is charged with a felony that occurred prior to their eighteenth birthday, the court shall, upon motion of the county attorney made prior to adjudication and consultation with the Commonwealth's Attorney, the case may proceed in accordance with the provisions of KRS 640.010.

* A case may consist of one or multiple convicted charges, the distinct count on cases counts the case only once.

* Other disposition types include: Denied, Extradition, Grand Jury, Granted, Merged, Mistrial, Grand Jury, Other, Remanded, and Sealed Records.

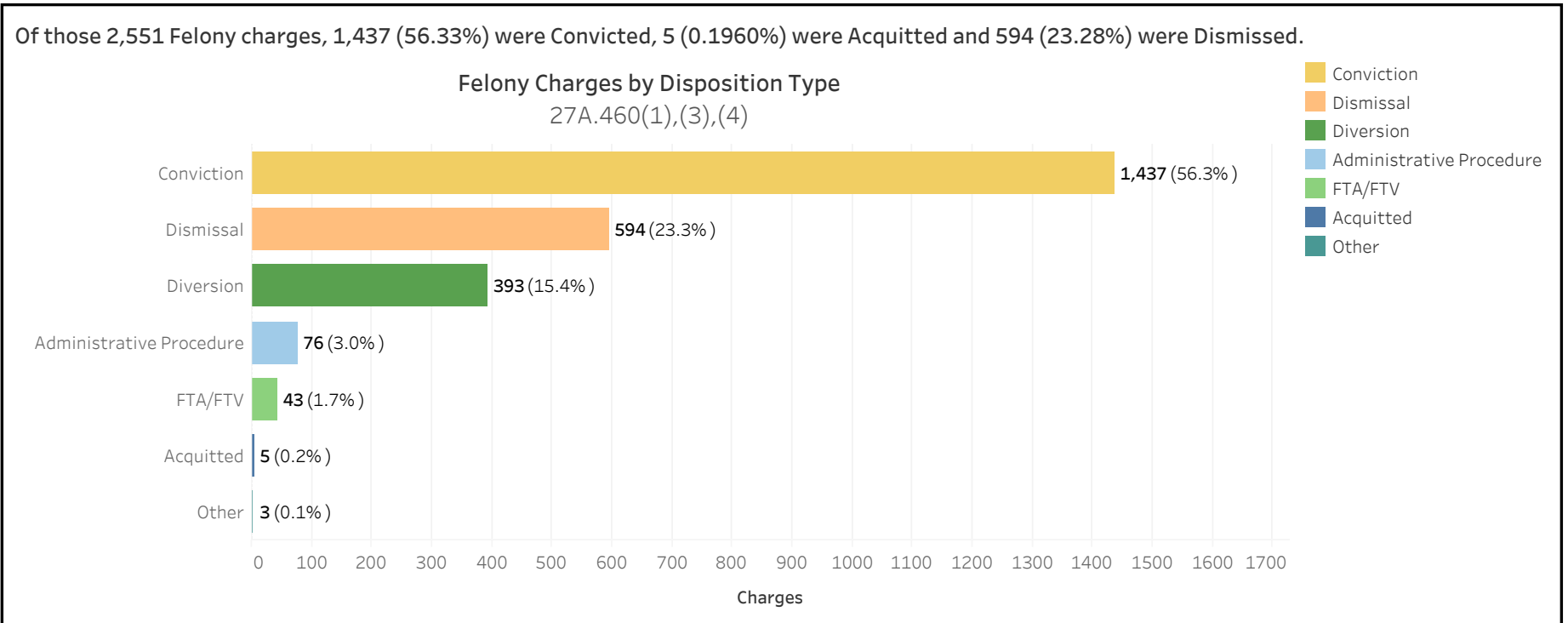


ADMINISTRATIVE OFFICE OF THE COURTS
Research and Statistics
 Annual Report FY 2023
 Circuit Court - Felony Criminal Cases

HARDIN COUNTY

There were 2,551 Felony level charges and 57 Non-Felony level charges disposed within 1,445 Circuit Criminal cases during the Fiscal Year. Non-Felony charges include Misdemeanor, Violation, Local Ordinance or Other charges within those cases.

		Charges	Cases
HARDIN	Felony	2,551	1,401
	Felony amended to Non-Felony	57	



27A.460(1) Conviction Percentages
 27A.460(3) Percentage of Acquittals
 27A.460(4) Percentage of Dismissals

* A case may consist of one or multiple convicted charges, the distinct count on cases counts the case only once.
 * Other Disposition types include: Denied, Extradition, Grand Jury, Granted, Merged, Mistrial, Grand Jury, Other, Remanded, and Sealed Records.



ADMINISTRATIVE OFFICE OF THE COURTS
Research and Statistics
 Annual Report FY 2023
 Circuit Court - Felony Criminal Cases

HARDIN COUNTY

Felony Charges Convicted by Highest Penalty Type

Penalty Type	FELONY			MISDEMEANOR			VIOLATION			Grand Total		
	Charges	% of Chgs	Cases	Charges	% of Chgs	Cases	Charges	% of Chgs	Cases	Charges	% of Chgs	Cases
Incarcerated Prison	685	48.8%	275	8	1.2%	7				693	33.0%	277
Incarcerated Jail	221	15.8%	167	374	54.5%	228	2	18.2%	2	597	28.4%	325
Alternative: Probation	90	6.4%	70	208	30.3%	124				298	14.2%	157
Alternative: Cond. Discharged	1	0.1%	1							1	0.0%	1
Pay Fine	8	0.6%	8	5	0.7%	5	6	54.5%	6	19	0.9%	19
Pay Court Cost	199	14.2%	199	25	3.6%	25	1	9.1%	1	225	10.7%	225
Other Penalty	193	13.8%	163	58	8.5%	36	1	9.1%	1	252	12.0%	181
No Sentence	6	0.4%	5	8	1.2%	7	1	9.1%	1	15	0.7%	13
Grand Total	1,403	100.0%	813	686	100.0%	406	11	100.0%	11	2,100	100.0%	888

27A.460(2) Percentages of fines, imprisonment, or other penalty assessment

Original & Final Plea Type

		GUILTY	NOT GUILTY	UNKNOWN PLEA TYPE	Grand Total
Felony Charges	Original Plea	103 (4.0%)	1,618 (63.4%)	830 (32.5%)	2,551 (100.0%)
	Final Plea	1,679 (65.8%)	43 (1.7%)	829 (32.5%)	2,551 (100.0%)
Felony amended to Non-Felony	Original Plea		3 (5.3%)	54 (94.7%)	57 (100.0%)
	Final Plea	3 (5.3%)		54 (94.7%)	57 (100.0%)

27A.460(5) Percentage of pleas as charges

27A.460(6) Percentage of pleas to reduce charges

* A case may consist of one or multiple convicted charges, the distinct count on cases counts the case only once.

* Convicted charges, percent of charges and the distinct count of cases are sorted by the highest sentence penalty for each of the convicted charges (Guilty, Guilty - Multiple Counts, Prepayable Citation - Paid or Guilty - Sealed Sentence, Enhanced).



ADMINISTRATIVE OFFICE OF THE COURTS
Research and Statistics
 Annual Report FY 2023
 Circuit Court - Felony Criminal Cases

HARDIN COUNTY

Cases can have multiple charges which are heard either by a Court Trial, Jury Trial, No Trial or by a combination of trial types. Cases are categorized by how all the charges within the case were disposed. If all charges were disposed by the same trial type, it is counted in the separate category, otherwise, it is counted within the Mixed Trial category. If a charge had no trial type entered or it had No Trial, then it is counted in the No Trial category.

Cases by Trial Type
 27A.460(7), (8), (9), (10)

	Jury Trial	Mixed Trial	No Trial	Grand Total
Felony Amended to Non-Felony	1 2.27%		43 97.73%	44 100.00%
Felony Charges	13 0.93%	20 1.43%	1,368 97.64%	1,401 100.00%
Felony Convictions	11 1.35%	16 1.97%	787 96.68%	814 100.00%

- 27A.460(7) Percentage of disposition to guilty as charged by trial
- 27A.460(8) Percentage of those found guilty of lesser charge by trial
- 27A.460(9) Percentage of cases where jury trial taken
- 27A.460(10) Percentage of trials which are bench (court) trials

Shock Probation by Disposition Type
 27A.440(3)(b)

	Denied	Granted	Other	Grand Total
0026090 SHOCK PROBATION IN FELONY CONVICTIONS	146 92.99%	7 4.46%	4 2.55%	157 100.00%

27A.440(3)(b) Extracted data on shock probation shall be placed in the annual report of the Administrative Office of the Courts

* A case may consist of one or multiple convicted charges, the distinct count on cases counts the case only once.
 * Other Disposition types include: Denied, Extradition, Grand Jury, Granted, Merged, Mistrial, Grand Jury, Other, Remanded, and Sealed Records.



ADMINISTRATIVE OFFICE OF THE COURTS
Research and Statistics
Annual Report FY 2023
Circuit Court - Felony Criminal Cases
HARDIN COUNTY

Youthful Offenders

There were 6 Felony level charges and 0 Non-Felony level charges disposed within 2 Circuit Criminal cases during the fiscal year. Non-Felony charges include Misdemeanor, Violation, Local Ordinance, or Other charges within those cases.

27A.460(11)

	Charges	Cases
Felony	6	2
Felony Amended to Non-Felony	0	0

27A.460(11) The number of juvenile offenders tried as an adult

Of the 6 Felony level charges disposed within the Youthful Offender cases, 3 (50.00%) charges were convicted.

Youthful Offender

	Conviction	Dismissal	Grand Total
Felony Charges by Disposition Type	3	3	6

Note: A youth charged prior to their 18th birthday, proceeded against as a youthful offender under KRS 635.020(7) may not be included in the above.

KRS 635.020(7) If a person who is eighteen (18) or older is charged with a felony that occurred prior to their eighteenth birthday, the court shall, upon motion of the county attorney made prior to adjudication and consultation with the Commonwealth's Attorney, the case may proceed in accordance with the provisions of KRS 640.010.

* A case may consist of one or multiple convicted charges, the distinct count on cases counts the case only once.

* Other disposition types include: Denied, Extradition, Grand Jury, Granted, Merged, Mistrial, Grand Jury, Other, Remanded, and Sealed Records.

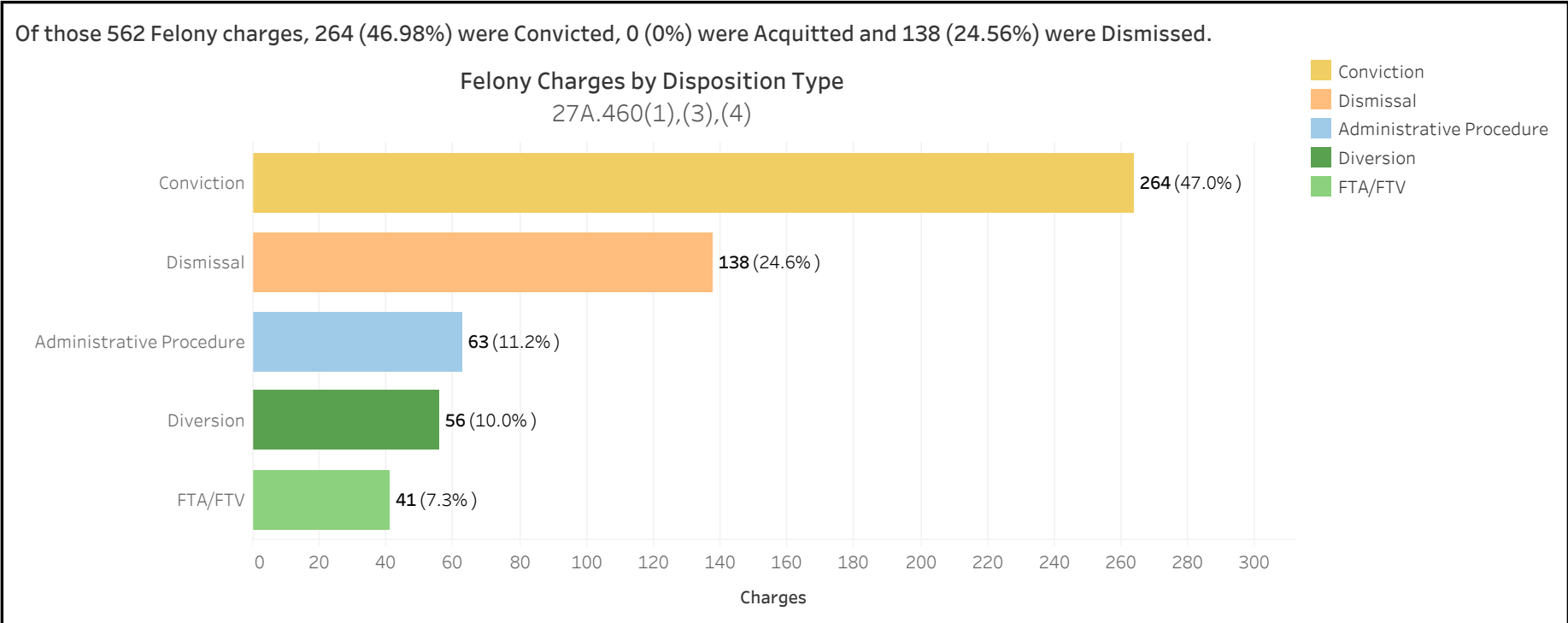


ADMINISTRATIVE OFFICE OF THE COURTS
Research and Statistics
 Annual Report FY 2023
 Circuit Court - Felony Criminal Cases

HARLAN COUNTY

There were 562 Felony level charges and 9 Non-Felony level charges disposed within 357 Circuit Criminal cases during the Fiscal Year. Non-Felony charges include Misdemeanor, Violation, Local Ordinance or Other charges within those cases.

		Charges	Cases
HARLAN	Felony	562	349
	Felony amended to Non-Felony	9	



27A.460(1) Conviction Percentages
 27A.460(3) Percentage of Acquittals
 27A.460(4) Percentage of Dismissals

* A case may consist of one or multiple convicted charges, the distinct count on cases counts the case only once.
 * Other Disposition types include: Denied, Extradition, Grand Jury, Granted, Merged, Mistrial, Grand Jury, Other, Remanded, and Sealed Records.



ADMINISTRATIVE OFFICE OF THE COURTS
Research and Statistics
 Annual Report FY 2023
 Circuit Court - Felony Criminal Cases

HARLAN COUNTY

Felony Charges Convicted by Highest Penalty Type

Penalty Type	FELONY			MISDEMEANOR			VIOLATION			Grand Total		
	Charges	% of Chgs	Cases	Charges	% of Chgs	Cases	Charges	% of Chgs	Cases	Charges	% of Chgs	Cases
Incarcerated Prison	39	16.1%	24	1	0.5%	1				40	8.3%	25
Incarcerated Jail	6	2.5%	6	34	15.3%	15				40	8.3%	17
Alternative: Probation	177	73.1%	130	163	73.4%	81	2	10.0%	2	342	70.7%	141
Alternative: Cond. Discharged	9	3.7%	5	8	3.6%	3				17	3.5%	5
Alternative Sentence				2	0.9%	2	1	5.0%	1	3	0.6%	3
Pay Fine				6	2.7%	5	17	85.0%	10	23	4.8%	13
Pay Court Cost	3	1.2%	3	2	0.9%	2				5	1.0%	5
Other Penalty	6	2.5%	5	5	2.3%	4				11	2.3%	7
No Sentence	2	0.8%	2	1	0.5%	1				3	0.6%	3
Grand Total	242	100.0%	166	222	100.0%	106	20	100.0%	13	484	100.0%	180

27A.460(2) Percentages of fines, imprisonment, or other penalty assessment

Original & Final Plea Type

		GUILTY	NOT GUILTY	UNKNOWN PLEA TYPE	Grand Total
Felony Charges	Original Plea	5 (0.9%)	326 (58.0%)	231 (41.1%)	562 (100.0%)
	Final Plea	322 (57.3%)	9 (1.6%)	231 (41.1%)	562 (100.0%)
Felony amended to Non-Felony	Original Plea			9 (100.0%)	9 (100.0%)
	Final Plea			9 (100.0%)	9 (100.0%)

27A.460(5) Percentage of pleas as charges

27A.460(6) Percentage of pleas to reduce charges

* A case may consist of one or multiple convicted charges, the distinct count on cases counts the case only once.

* Convicted charges, percent of charges and the distinct count of cases are sorted by the highest sentence penalty for each of the convicted charges (Guilty, Guilty - Multiple Counts, Prepayable Citation - Paid or Guilty - Sealed Sentence, Enhanced).



ADMINISTRATIVE OFFICE OF THE COURTS
Research and Statistics
 Annual Report FY 2023
 Circuit Court - Felony Criminal Cases

HARLAN COUNTY

Cases can have multiple charges which are heard either by a Court Trial, Jury Trial, No Trial or by a combination of trial types. Cases are categorized by how all the charges within the case were disposed. If all charges were disposed by the same trial type, it is counted in the separate category, otherwise, it is counted within the Mixed Trial category. If a charge had no trial type entered or it had No Trial, then it is counted in the No Trial category.

Cases by Trial Type
 27A.460(7), (8), (9), (10)

	Jury Trial	Mixed Trial	No Trial	Grand Total
Felony Amended to Non-Felony	1 12.50%		7 87.50%	8 100.00%
Felony Charges	4 1.15%	5 1.43%	340 97.42%	349 100.00%
Felony Convictions	3 1.80%	3 1.80%	161 96.41%	167 100.00%

- 27A.460(7) Percentage of disposition to guilty as charged by trial
- 27A.460(8) Percentage of those found guilty of lesser charge by trial
- 27A.460(9) Percentage of cases where jury trial taken
- 27A.460(10) Percentage of trials which are bench (court) trials

Shock Probation by Disposition Type
 27A.440(3)(b)

	Denied	Vacated	Grand Total
0026090 SHOCK PROBATION IN FELONY CONVICTIONS	3 75.00%	1 25.00%	4 100.00%

27A.440(3)(b) Extracted data on shock probation shall be placed in the annual report of the Administrative Office of the Courts

* A case may consist of one or multiple convicted charges, the distinct count on cases counts the case only once.
 * Other Disposition types include: Denied, Extradition, Grand Jury, Granted, Merged, Mistrial, Grand Jury, Other, Remanded, and Sealed Records.



ADMINISTRATIVE OFFICE OF THE COURTS
Research and Statistics
 Annual Report FY 2023
 Circuit Court - Felony Criminal Cases
HARLAN COUNTY

Youthful Offenders

There were 0 Felony level charges and 0 Non-Felony level charges disposed within 0 Circuit Criminal cases during the fiscal year. Non-Felony charges include Misdemeanor, Violation, Local Ordinance, or Other charges within those cases.

27A.460(11)

	Charges	Cases
Felony		
Felony Amended to Non-Felony		

27A.460(11) The number of juvenile offenders tried as an adult

Of the 0 Felony level charges disposed within the Youthful Offender cases, 0 (None%) charges were convicted.

Youthful Offender

		Grand Total
Felony Charges by Disposition Type	0	0

Note: A youth charged prior to their 18th birthday, proceeded against as a youthful offender under KRS 635.020(7) may not be included in the above.

KRS 635.020(7) If a person who is eighteen (18) or older is charged with a felony that occurred prior to their eighteenth birthday, the court shall, upon motion of the county attorney made prior to adjudication and consultation with the Commonwealth's Attorney, the case may proceed in accordance with the provisions of KRS 640.010.

* A case may consist of one or multiple convicted charges, the distinct count on cases counts the case only once.

* Other disposition types include: Denied, Extradition, Grand Jury, Granted, Merged, Mistrial, Grand Jury, Other, Remanded, and Sealed Records.

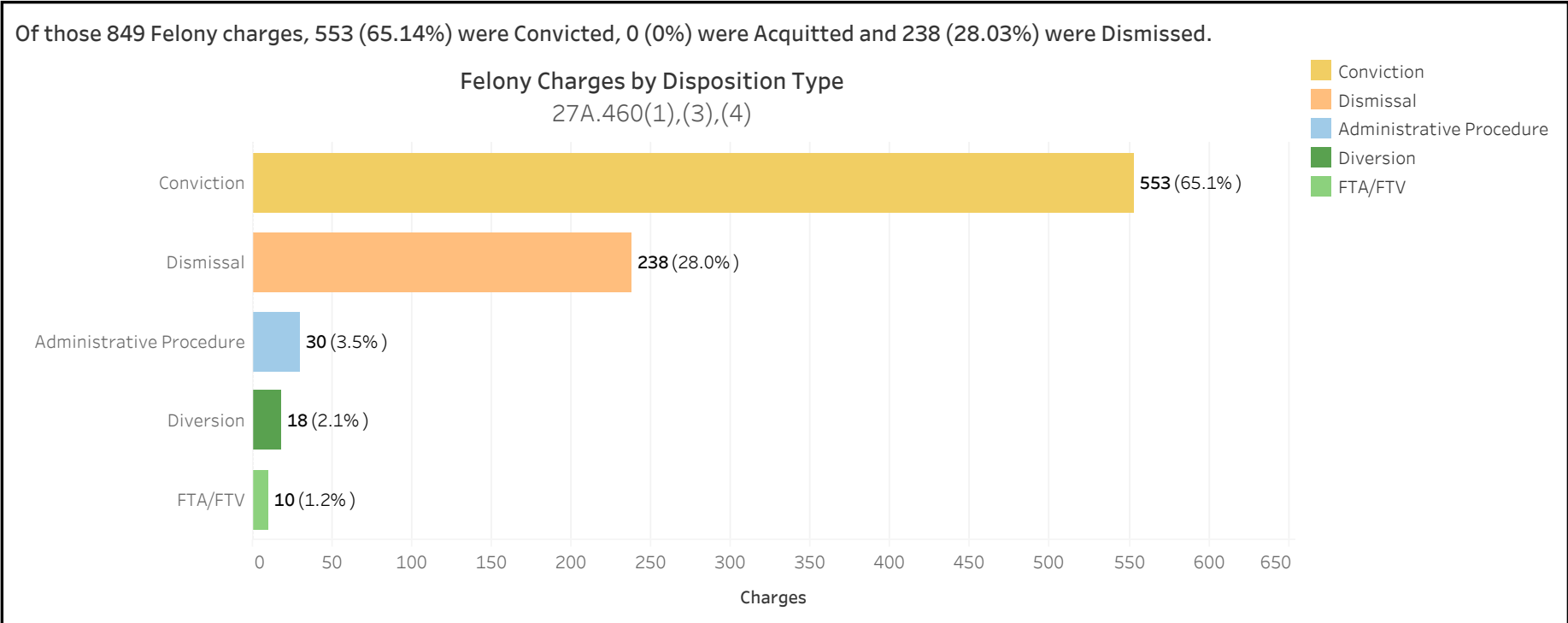


ADMINISTRATIVE OFFICE OF THE COURTS
Research and Statistics
 Annual Report FY 2023
 Circuit Court - Felony Criminal Cases

HARRISON COUNTY

There were 849 Felony level charges and 14 Non-Felony level charges disposed within 221 Circuit Criminal cases during the Fiscal Year. Non-Felony charges include Misdemeanor, Violation, Local Ordinance or Other charges within those cases.

		Charges	Cases
HARRISON	Felony	849	208
	Felony amended to Non-Felony	14	



27A.460(1) Conviction Percentages
 27A.460(3) Percentage of Acquittals
 27A.460(4) Percentage of Dismissals

* A case may consist of one or multiple convicted charges, the distinct count on cases counts the case only once.
 * Other Disposition types include: Denied, Extradition, Grand Jury, Granted, Merged, Mistrial, Grand Jury, Other, Remanded, and Sealed Records.



ADMINISTRATIVE OFFICE OF THE COURTS
Research and Statistics
 Annual Report FY 2023
 Circuit Court - Felony Criminal Cases

HARRISON COUNTY

Felony Charges Convicted by Highest Penalty Type

Penalty Type	FELONY			MISDEMEANOR			VIOLATION			Grand Total		
	Charges	% of Chgs	Cases	Charges	% of Chgs	Cases	Charges	% of Chgs	Cases	Charges	% of Chgs	Cases
Incarcerated Prison	187	34.6%	73							187	24.7%	73
Incarcerated Jail	22	4.1%	15	90	46.4%	43				112	14.8%	46
Alternative: Probation	2	0.4%	2	4	2.1%	3				6	0.8%	5
Alternative: Cond. Discharged	328	60.7%	48	98	50.5%	43				426	56.2%	62
Alternative Sentence				1	0.5%	1				1	0.1%	1
Pay Fine							24	100.0%	16	24	3.2%	16
No Sentence	1	0.2%	1	1	0.5%	1				2	0.3%	2
Grand Total	540	100.0%	137	194	100.0%	88	24	100.0%	16	758	100.0%	158

27A.460(2) Percentages of fines, imprisonment, or other penalty assessment

Original & Final Plea Type

		GUILTY	NOT GUILTY	UNKNOWN PLEA TYPE	Grand Total
Felony Charges	Original Plea		205 (24.1%)	644 (75.9%)	849 (100.0%)
	Final Plea	205 (24.1%)		644 (75.9%)	849 (100.0%)
Felony amended to Non-Felony	Original Plea			14 (100.0%)	14 (100.0%)
	Final Plea			14 (100.0%)	14 (100.0%)

27A.460(5) Percentage of pleas as charges

27A.460(6) Percentage of pleas to reduce charges

* A case may consist of one or multiple convicted charges, the distinct count on cases counts the case only once.

* Convicted charges, percent of charges and the distinct count of cases are sorted by the highest sentence penalty for each of the convicted charges (Guilty, Guilty - Multiple Counts, Prepayable Citation - Paid or Guilty - Sealed Sentence, Enhanced).



ADMINISTRATIVE OFFICE OF THE COURTS
Research and Statistics
 Annual Report FY 2023
 Circuit Court - Felony Criminal Cases

HARRISON COUNTY

Cases can have multiple charges which are heard either by a Court Trial, Jury Trial, No Trial or by a combination of trial types. Cases are categorized by how all the charges within the case were disposed. If all charges were disposed by the same trial type, it is counted in the separate category, otherwise, it is counted within the Mixed Trial category. If a charge had no trial type entered or it had No Trial, then it is counted in the No Trial category.

Cases by Trial Type
 27A.460(7), (8), (9), (10)

	Mixed Trial	No Trial	Grand Total
Felony Amended to Non-Felony	1 7.69%	12 92.31%	13 100.00%
Felony Charges	13 6.25%	195 93.75%	208 100.00%
Felony Convictions	11 7.97%	127 92.03%	138 100.00%

- 27A.460(7) Percentage of disposition to guilty as charged by trial
- 27A.460(8) Percentage of those found guilty of lesser charge by trial
- 27A.460(9) Percentage of cases where jury trial taken
- 27A.460(10) Percentage of trials which are bench (court) trials

Shock Probation by Disposition Type
 27A.440(3)(b)

	Denied	Granted	Grand Total
0026090 SHOCK PROBATION IN FELONY CONVICTIONS	28 75.68%	9 24.32%	37 100.00%

27A.440(3)(b) Extracted data on shock probation shall be placed in the annual report of the Administrative Office of the Courts

* A case may consist of one or multiple convicted charges, the distinct count on cases counts the case only once.
 * Other Disposition types include: Denied, Extradition, Grand Jury, Granted, Merged, Mistrial, Grand Jury, Other, Remanded, and Sealed Records.



ADMINISTRATIVE OFFICE OF THE COURTS
Research and Statistics
Annual Report FY 2023
Circuit Court - Felony Criminal Cases
HARRISON COUNTY

Youthful Offenders

There were 4 Felony level charges and 0 Non-Felony level charges disposed within 1 Circuit Criminal cases during the fiscal year. Non-Felony charges include Misdemeanor, Violation, Local Ordinance, or Other charges within those cases.

27A.460(11)

	Charges	Cases
Felony	4	1
Felony Amended to Non-Felony	0	0

27A.460(11) The number of juvenile offenders tried as an adult

Of the 4 Felony level charges disposed within the Youthful Offender cases, 2 (50.00%) charges were convicted.

Youthful Offender

	Conviction	Dismissal	Grand Total
Felony Charges by Disposition Type	2	2	4

Note: A youth charged prior to their 18th birthday, proceeded against as a youthful offender under KRS 635.020(7) may not be included in the above.

KRS 635.020(7) If a person who is eighteen (18) or older is charged with a felony that occurred prior to their eighteenth birthday, the court shall, upon motion of the county attorney made prior to adjudication and consultation with the Commonwealth's Attorney, the case may proceed in accordance with the provisions of KRS 640.010.

* A case may consist of one or multiple convicted charges, the distinct count on cases counts the case only once.

* Other disposition types include: Denied, Extradition, Grand Jury, Granted, Merged, Mistrial, Grand Jury, Other, Remanded, and Sealed Records.

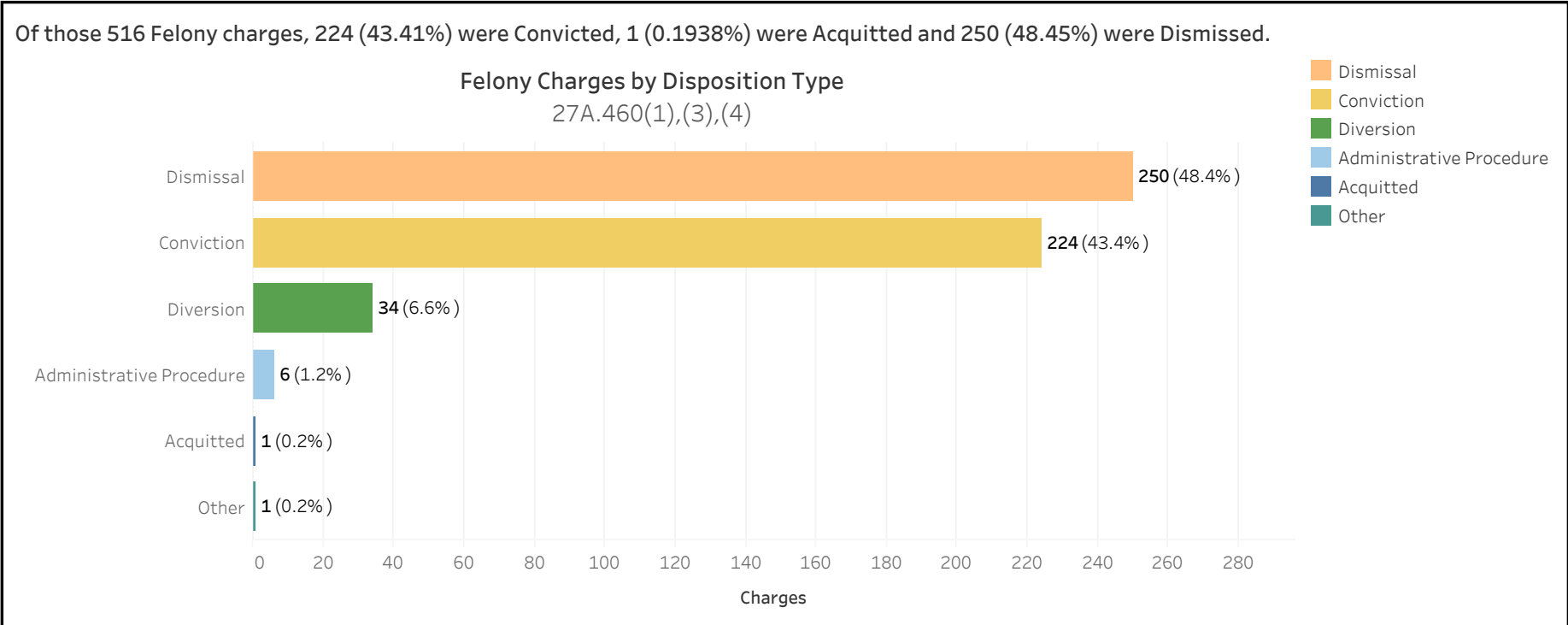


ADMINISTRATIVE OFFICE OF THE COURTS
Research and Statistics
 Annual Report FY 2023
 Circuit Court - Felony Criminal Cases

HART COUNTY

There were 516 Felony level charges and 25 Non-Felony level charges disposed within 228 Circuit Criminal cases during the Fiscal Year. Non-Felony charges include Misdemeanor, Violation, Local Ordinance or Other charges within those cases.

		Charges	Cases
HART	Felony	516	208
	Felony amended to Non-Felony	25	



27A.460(1) Conviction Percentages
 27A.460(3) Percentage of Acquittals
 27A.460(4) Percentage of Dismissals

* A case may consist of one or multiple convicted charges, the distinct count on cases counts the case only once.
 * Other Disposition types include: Denied, Extradition, Grand Jury, Granted, Merged, Mistrial, Grand Jury, Other, Remanded, and Sealed Records.



ADMINISTRATIVE OFFICE OF THE COURTS
Research and Statistics
 Annual Report FY 2023
 Circuit Court - Felony Criminal Cases

HART COUNTY

Felony Charges Convicted by Highest Penalty Type

Penalty Type	FELONY			MISDEMEANOR			VIOLATION			Grand Total		
	Charges	% of Chgs	Cases	Charges	% of Chgs	Cases	Charges	% of Chgs	Cases	Charges	% of Chgs	Cases
Incarcerated Prison	66	30.8%	38	1	1.3%	1				67	22.9%	38
Incarcerated Jail	4	1.9%	4	29	37.7%	20				33	11.3%	22
Alternative: Cond. Discharged				2	2.6%	2				2	0.7%	2
Alternative Sentence	144	67.3%	86	44	57.1%	35	1	50.0%	1	189	64.5%	101
Pay Fine							1	50.0%	1	1	0.3%	1
No Sentence				1	1.3%	1				1	0.3%	1
Grand Total	214	100.0%	127	77	100.0%	57	2	100.0%	1	293	100.0%	150

27A.460(2) Percentages of fines, imprisonment, or other penalty assessment

Original & Final Plea Type

		GUILTY	NOT GUILTY	UNKNOWN PLEA TYPE	Grand Total
Felony Charges	Original Plea		145 (28.1%)	371 (71.9%)	516 (100.0%)
	Final Plea	52 (10.1%)	93 (18.0%)	371 (71.9%)	516 (100.0%)
Felony amended to Non-Felony	Original Plea			25 (100.0%)	25 (100.0%)
	Final Plea			25 (100.0%)	25 (100.0%)

27A.460(5) Percentage of pleas as charges

27A.460(6) Percentage of pleas to reduce charges

* A case may consist of one or multiple convicted charges, the distinct count on cases counts the case only once.

* Convicted charges, percent of charges and the distinct count of cases are sorted by the highest sentence penalty for each of the convicted charges (Guilty, Guilty - Multiple Counts, Prepayable Citation - Paid or Guilty - Sealed Sentence, Enhanced).



ADMINISTRATIVE OFFICE OF THE COURTS
Research and Statistics
 Annual Report FY 2023
 Circuit Court - Felony Criminal Cases

HART COUNTY

Cases can have multiple charges which are heard either by a Court Trial, Jury Trial, No Trial or by a combination of trial types. Cases are categorized by how all the charges within the case were disposed. If all charges were disposed by the same trial type, it is counted in the separate category, otherwise, it is counted within the Mixed Trial category. If a charge had no trial type entered or it had No Trial, then it is counted in the No Trial category.

Cases by Trial Type
 27A.460(7), (8), (9), (10)

	Jury Trial	Mixed Trial	No Trial	Grand Total
Felony Amended to Non-Felony			20	20
			100.00%	100.00%
Felony Charges	1 0.48%	4 1.92%	203 97.60%	208 100.00%
Felony Convictions		3 2.36%	124 97.64%	127 100.00%

- 27A.460(7) Percentage of disposition to guilty as charged by trial
- 27A.460(8) Percentage of those found guilty of lesser charge by trial
- 27A.460(9) Percentage of cases where jury trial taken
- 27A.460(10) Percentage of trials which are bench (court) trials

Shock Probation by Disposition Type
 27A.440(3)(b)

	Denied	Granted	Grand Total
0026090 SHOCK PROBATION IN FELONY CONVICTIONS	16 94.12%	1 5.88%	17 100.00%

27A.440(3)(b) Extracted data on shock probation shall be placed in the annual report of the Administrative Office of the Courts

* A case may consist of one or multiple convicted charges, the distinct count on cases counts the case only once.
 * Other Disposition types include: Denied, Extradition, Grand Jury, Granted, Merged, Mistrial, Grand Jury, Other, Remanded, and Sealed Records.



ADMINISTRATIVE OFFICE OF THE COURTS
Research and Statistics
Annual Report FY 2023
Circuit Court - Felony Criminal Cases
HART COUNTY

Youthful Offenders

There were 0 Felony level charges and 0 Non-Felony level charges disposed within 0 Circuit Criminal cases during the fiscal year. Non-Felony charges include Misdemeanor, Violation, Local Ordinance, or Other charges within those cases.

27A.460(11)

	Charges	Cases
Felony		
Felony Amended to Non-Felony		

27A.460(11) The number of juvenile offenders tried as an adult

Of the 0 Felony level charges disposed within the Youthful Offender cases, 0 (None%) charges were convicted.

Youthful Offender

		Grand Total
Felony Charges by Disposition Type	0	0

Note: A youth charged prior to their 18th birthday, proceeded against as a youthful offender under KRS 635.020(7) may not be included in the above.

KRS 635.020(7) If a person who is eighteen (18) or older is charged with a felony that occurred prior to their eighteenth birthday, the court shall, upon motion of the county attorney made prior to adjudication and consultation with the Commonwealth's Attorney, the case may proceed in accordance with the provisions of KRS 640.010.

* A case may consist of one or multiple convicted charges, the distinct count on cases counts the case only once.

* Other disposition types include: Denied, Extradition, Grand Jury, Granted, Merged, Mistrial, Grand Jury, Other, Remanded, and Sealed Records.

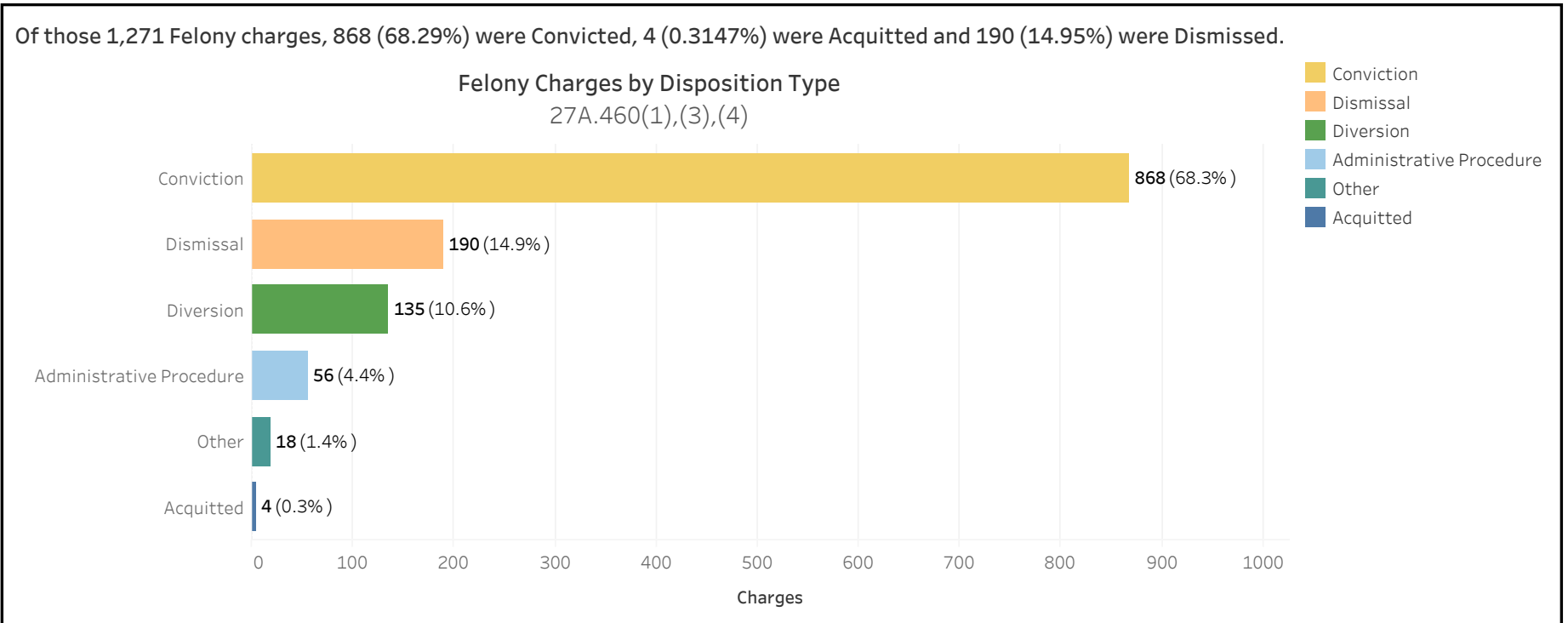


ADMINISTRATIVE OFFICE OF THE COURTS
Research and Statistics
 Annual Report FY 2023
 Circuit Court - Felony Criminal Cases

HENDERSON COUNTY

There were 1,271 Felony level charges and 68 Non-Felony level charges disposed within 825 Circuit Criminal cases during the Fiscal Year. Non-Felony charges include Misdemeanor, Violation, Local Ordinance or Other charges within those cases.

	Charges	Cases
HENDERSON Felony	1,271	770
Felony amended to Non-Felony	68	



27A.460(1) Conviction Percentages
 27A.460(3) Percentage of Acquittals
 27A.460(4) Percentage of Dismissals

* A case may consist of one or multiple convicted charges, the distinct count on cases counts the case only once.
 * Other Disposition types include: Denied, Extradition, Grand Jury, Granted, Merged, Mistrial, Grand Jury, Other, Remanded, and Sealed Records.



ADMINISTRATIVE OFFICE OF THE COURTS
Research and Statistics
 Annual Report FY 2023
 Circuit Court - Felony Criminal Cases

HENDERSON COUNTY

Felony Charges Convicted by Highest Penalty Type

Penalty Type	FELONY			MISDEMEANOR			VIOLATION			Grand Total		
	Charges	% of Chgs	Cases	Charges	% of Chgs	Cases	Charges	% of Chgs	Cases	Charges	% of Chgs	Cases
Incarcerated Prison	555	72.9%	386	5	1.1%	5				560	45.5%	389
Incarcerated Jail	68	8.9%	62	340	73.8%	215				408	33.1%	246
Alternative: Probation	120	15.8%	102	69	15.0%	58	1	11.1%	1	190	15.4%	136
Alternative: Cond. Discharged	8	1.1%	7	41	8.9%	25				49	4.0%	27
Alternative Sentence				1	0.2%	1				1	0.1%	1
Pay Fine				1	0.2%	1	5	55.6%	5	6	0.5%	6
Pay Court Cost	1	0.1%	1							1	0.1%	1
Other Penalty	1	0.1%	1	1	0.2%	1	3	33.3%	2	5	0.4%	4
No Sentence	8	1.1%	5	3	0.7%	2				11	0.9%	6
Grand Total	761	100.0%	548	461	100.0%	298	9	100.0%	8	1,231	100.0%	621

27A.460(2) Percentages of fines, imprisonment, or other penalty assessment

Original & Final Plea Type

		GUILTY	NOT GUILTY	UNKNOWN PLEA TYPE	Grand Total
Felony Charges	Original Plea	132 (10.4%)	763 (60.0%)	376 (29.6%)	1,271 (100.0%)
	Final Plea	798 (62.8%)	97 (7.6%)	376 (29.6%)	1,271 (100.0%)
Felony amended to Non-Felony	Original Plea		62 (91.2%)	6 (8.8%)	68 (100.0%)
	Final Plea		62 (91.2%)	6 (8.8%)	68 (100.0%)

27A.460(5) Percentage of pleas as charges

27A.460(6) Percentage of pleas to reduce charges

* A case may consist of one or multiple convicted charges, the distinct count on cases counts the case only once.

* Convicted charges, percent of charges and the distinct count of cases are sorted by the highest sentence penalty for each of the convicted charges (Guilty, Guilty - Multiple Counts, Prepayable Citation - Paid or Guilty - Sealed Sentence, Enhanced).



ADMINISTRATIVE OFFICE OF THE COURTS
Research and Statistics
 Annual Report FY 2023
 Circuit Court - Felony Criminal Cases

HENDERSON COUNTY

Cases can have multiple charges which are heard either by a Court Trial, Jury Trial, No Trial or by a combination of trial types. Cases are categorized by how all the charges within the case were disposed. If all charges were disposed by the same trial type, it is counted in the separate category, otherwise, it is counted within the Mixed Trial category. If a charge had no trial type entered or it had No Trial, then it is counted in the No Trial category.

Cases by Trial Type
 27A.460(7), (8), (9), (10)

	Jury Trial	Mixed Trial	No Trial	Grand Total
Felony Amended to Non-Felony		1 1.82%	54 98.18%	55 100.00%
Felony Charges	4 0.52%	19 2.47%	747 97.01%	770 100.00%
Felony Convictions	3 0.55%	17 3.10%	529 96.36%	549 100.00%

- 27A.460(7) Percentage of disposition to guilty as charged by trial
- 27A.460(8) Percentage of those found guilty of lesser charge by trial
- 27A.460(9) Percentage of cases where jury trial taken
- 27A.460(10) Percentage of trials which are bench (court) trials

Shock Probation by Disposition Type
 27A.440(3)(b)

	Denied	Granted	Vacated	Grand Total
0026090 SHOCK PROBATION IN FELONY CONVICTIONS	104 28.81%	256 70.91%	1 0.28%	361 100.00%

27A.440(3)(b) Extracted data on shock probation shall be placed in the annual report of the Administrative Office of the Courts

* A case may consist of one or multiple convicted charges, the distinct count on cases counts the case only once.
 * Other Disposition types include: Denied, Extradition, Grand Jury, Granted, Merged, Mistrial, Grand Jury, Other, Remanded, and Sealed Records.



ADMINISTRATIVE OFFICE OF THE COURTS
Research and Statistics
Annual Report FY 2023
Circuit Court - Felony Criminal Cases
HENDERSON COUNTY

Youthful Offenders

There were 3 Felony level charges and 0 Non-Felony level charges disposed within 2 Circuit Criminal cases during the fiscal year. Non-Felony charges include Misdemeanor, Violation, Local Ordinance, or Other charges within those cases.

27A.460(11)

	Charges	Cases
Felony	3	2
Felony Amended to Non-Felony	0	0

27A.460(11) The number of juvenile offenders tried as an adult

Of the 3 Felony level charges disposed within the Youthful Offender cases, 1 (33.33%) charges were convicted.

Youthful Offender

	Conviction	Diversion	Grand Total
Felony Charges by Disposition Type	1	2	3

Note: A youth charged prior to their 18th birthday, proceeded against as a youthful offender under KRS 635.020(7) may not be included in the above.

KRS 635.020(7) If a person who is eighteen (18) or older is charged with a felony that occurred prior to their eighteenth birthday, the court shall, upon motion of the county attorney made prior to adjudication and consultation with the Commonwealth's Attorney, the case may proceed in accordance with the provisions of KRS 640.010.

* A case may consist of one or multiple convicted charges, the distinct count on cases counts the case only once.

* Other disposition types include: Denied, Extradition, Grand Jury, Granted, Merged, Mistrial, Grand Jury, Other, Remanded, and Sealed Records.

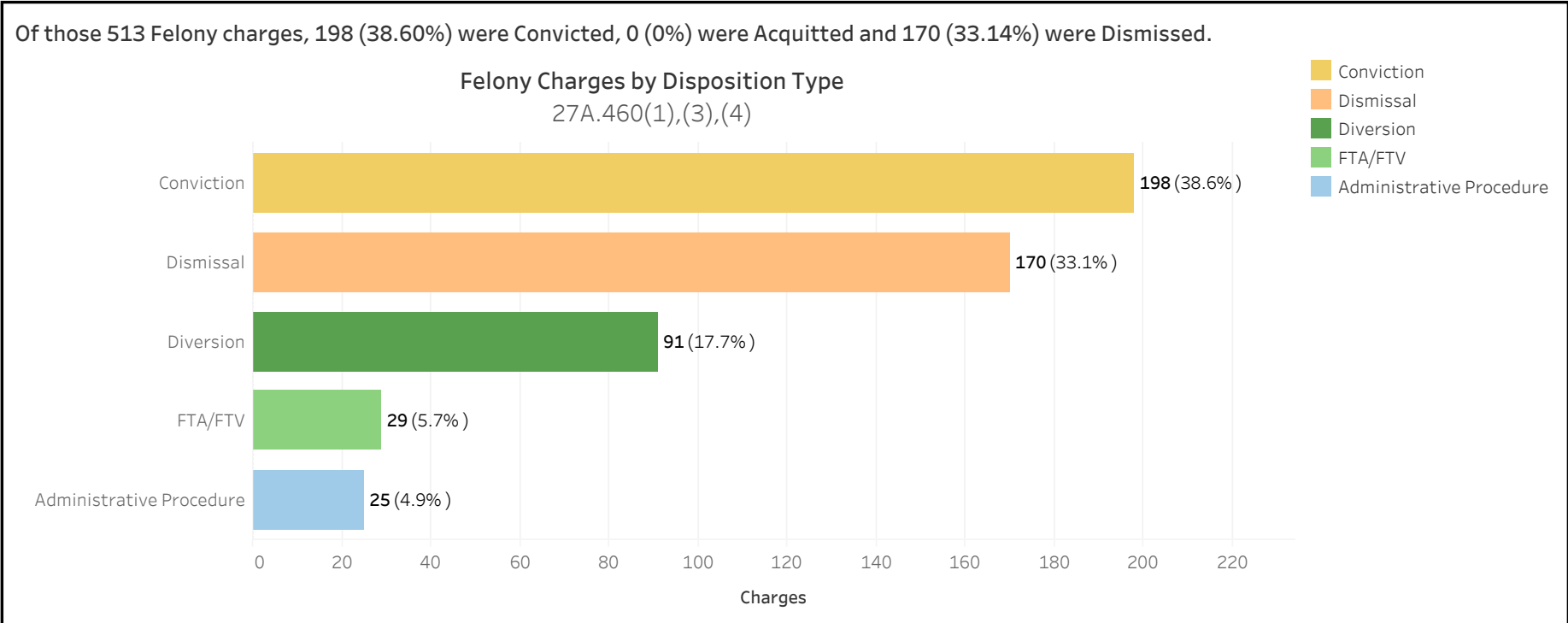


ADMINISTRATIVE OFFICE OF THE COURTS
Research and Statistics
 Annual Report FY 2023
 Circuit Court - Felony Criminal Cases

HENRY COUNTY

There were 513 Felony level charges and 23 Non-Felony level charges disposed within 310 Circuit Criminal cases during the Fiscal Year. Non-Felony charges include Misdemeanor, Violation, Local Ordinance or Other charges within those cases.

		Charges	Cases
HENRY	Felony	513	287
	Felony amended to Non-Felony	23	



27A.460(1) Conviction Percentages
 27A.460(3) Percentage of Acquittals
 27A.460(4) Percentage of Dismissals

* A case may consist of one or multiple convicted charges, the distinct count on cases counts the case only once.
 * Other Disposition types include: Denied, Extradition, Grand Jury, Granted, Merged, Mistrial, Grand Jury, Other, Remanded, and Sealed Records.



ADMINISTRATIVE OFFICE OF THE COURTS
Research and Statistics
 Annual Report FY 2023
 Circuit Court - Felony Criminal Cases

HENRY COUNTY

Felony Charges Convicted by Highest Penalty Type

Penalty Type	FELONY			MISDEMEANOR			VIOLATION			Grand Total		
	Charges	% of Chgs	Cases	Charges	% of Chgs	Cases	Charges	% of Chgs	Cases	Charges	% of Chgs	Cases
Incarcerated Prison	48	24.2%	29							48	18.0%	29
Incarcerated Jail	7	3.5%	6	14	20.6%	10				21	7.9%	16
Alternative: Home Incarcerati..	1	0.5%	1	1	1.5%	1				2	0.7%	2
Alternative: Probation	7	3.5%	7							7	2.6%	7
Alternative: Cond. Discharged				20	29.4%	17				20	7.5%	17
Alternative Sentence	121	61.1%	83	12	17.6%	11				133	49.8%	88
Pay Fine				12	17.6%	12	1	100.0%	1	13	4.9%	13
Pay Court Cost	2	1.0%	2							2	0.7%	2
Other Penalty	1	0.5%	1	1	1.5%	1				2	0.7%	2
No Sentence	11	5.6%	10	8	11.8%	7				19	7.1%	12
Grand Total	198	100.0%	135	68	100.0%	57	1	100.0%	1	267	100.0%	164

27A.460(2) Percentages of fines, imprisonment, or other penalty assessment

Original & Final Plea Type

		GUILTY	NOT GUILTY	UNKNOWN PLEA TYPE	Grand Total
Felony Charges	Original Plea	93 (18.1%)	228 (44.4%)	192 (37.4%)	513 (100.0%)
	Final Plea	318 (62.0%)	3 (0.6%)	192 (37.4%)	513 (100.0%)
Felony amended to Non-Felony	Original Plea		1 (4.3%)	22 (95.7%)	23 (100.0%)
	Final Plea	1 (4.3%)		22 (95.7%)	23 (100.0%)

27A.460(5) Percentage of pleas as charges

27A.460(6) Percentage of pleas to reduce charges

* A case may consist of one or multiple convicted charges, the distinct count on cases counts the case only once.

* Convicted charges, percent of charges and the distinct count of cases are sorted by the highest sentence penalty for each of the convicted charges (Guilty, Guilty - Multiple Counts, Prepayable Citation - Paid or Guilty - Sealed Sentence, Enhanced).



ADMINISTRATIVE OFFICE OF THE COURTS
Research and Statistics
 Annual Report FY 2023
 Circuit Court - Felony Criminal Cases

HENRY COUNTY

Cases can have multiple charges which are heard either by a Court Trial, Jury Trial, No Trial or by a combination of trial types. Cases are categorized by how all the charges within the case were disposed. If all charges were disposed by the same trial type, it is counted in the separate category, otherwise, it is counted within the Mixed Trial category. If a charge had no trial type entered or it had No Trial, then it is counted in the No Trial category.

Cases by Trial Type
 27A.460(7), (8), (9), (10)

	Jury Trial	Mixed Trial	No Trial	Grand Total
Felony Amended to Non-Felony			23	23
			100.00%	100.00%
Felony Charges	1	2	284	287
	0.35%	0.70%	98.95%	100.00%
Felony Convictions	1	1	133	135
	0.74%	0.74%	98.52%	100.00%

- 27A.460(7) Percentage of disposition to guilty as charged by trial
- 27A.460(8) Percentage of those found guilty of lesser charge by trial
- 27A.460(9) Percentage of cases where jury trial taken
- 27A.460(10) Percentage of trials which are bench (court) trials

Shock Probation by Disposition Type
 27A.440(3)(b)

	Denied	Granted	Grand Total
0026090 SHOCK PROBATION IN FELONY CONVICTIONS	2	2	4
	50.00%	50.00%	100.00%

27A.440(3)(b) Extracted data on shock probation shall be placed in the annual report of the Administrative Office of the Courts

* A case may consist of one or multiple convicted charges, the distinct count on cases counts the case only once.
 * Other Disposition types include: Denied, Extradition, Grand Jury, Granted, Merged, Mistrial, Grand Jury, Other, Remanded, and Sealed Records.



ADMINISTRATIVE OFFICE OF THE COURTS
Research and Statistics
 Annual Report FY 2023
 Circuit Court - Felony Criminal Cases
HENRY COUNTY

Youthful Offenders

There were 0 Felony level charges and 0 Non-Felony level charges disposed within 0 Circuit Criminal cases during the fiscal year. Non-Felony charges include Misdemeanor, Violation, Local Ordinance, or Other charges within those cases.

27A.460(11)

	Charges	Cases
Felony		
Felony Amended to Non-Felony		

27A.460(11) The number of juvenile offenders tried as an adult

Of the 0 Felony level charges disposed within the Youthful Offender cases, 0 (None%) charges were convicted.

Youthful Offender

		Grand Total
Felony Charges by Disposition Type	0	0

Note: A youth charged prior to their 18th birthday, proceeded against as a youthful offender under KRS 635.020(7) may not be included in the above.

KRS 635.020(7) If a person who is eighteen (18) or older is charged with a felony that occurred prior to their eighteenth birthday, the court shall, upon motion of the county attorney made prior to adjudication and consultation with the Commonwealth's Attorney, the case may proceed in accordance with the provisions of KRS 640.010.

* A case may consist of one or multiple convicted charges, the distinct count on cases counts the case only once.

* Other disposition types include: Denied, Extradition, Grand Jury, Granted, Merged, Mistrial, Grand Jury, Other, Remanded, and Sealed Records.

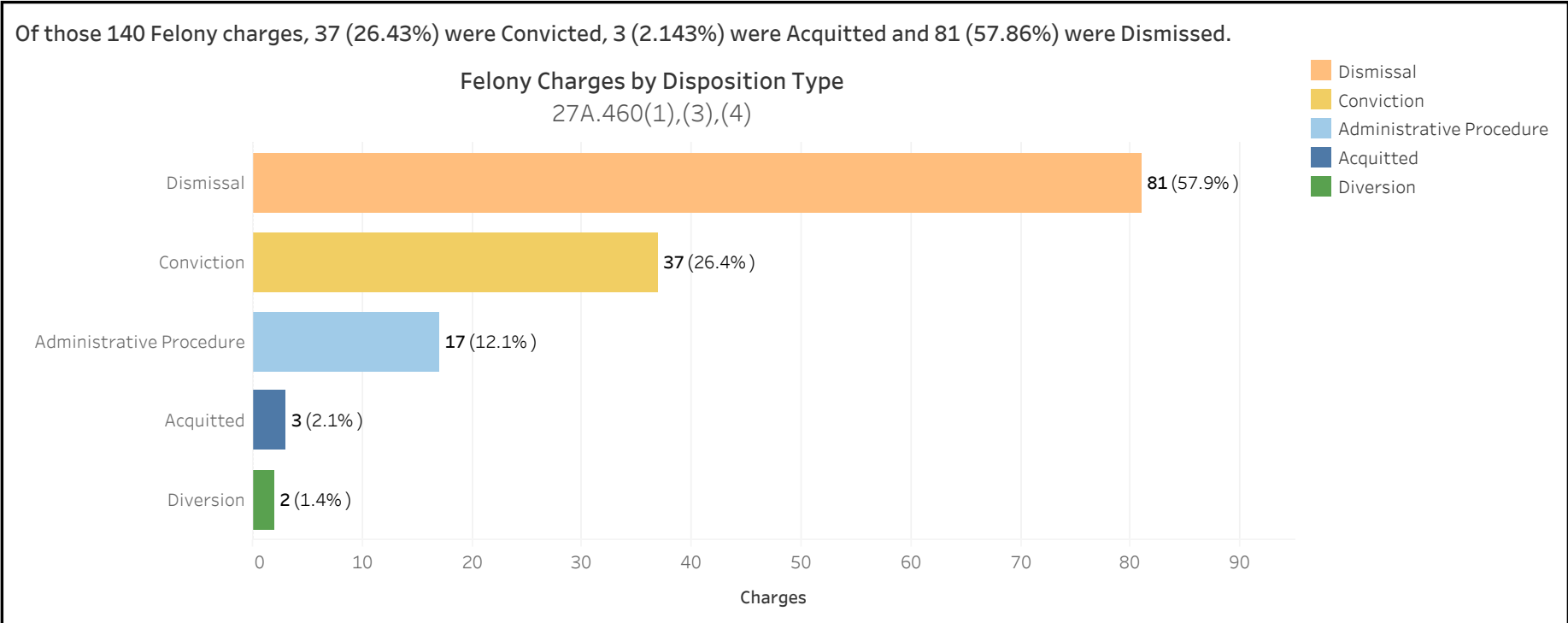


ADMINISTRATIVE OFFICE OF THE COURTS
Research and Statistics
 Annual Report FY 2023
 Circuit Court - Felony Criminal Cases

HICKMAN COUNTY

There were 140 Felony level charges and 10 Non-Felony level charges disposed within 46 Circuit Criminal cases during the Fiscal Year. Non-Felony charges include Misdemeanor, Violation, Local Ordinance or Other charges within those cases.

		Charges	Cases
HICKMAN	Felony	140	38
	Felony amended to Non-Felony	10	



27A.460(1) Conviction Percentages
 27A.460(3) Percentage of Acquittals
 27A.460(4) Percentage of Dismissals

* A case may consist of one or multiple convicted charges, the distinct count on cases counts the case only once.
 * Other Disposition types include: Denied, Extradition, Grand Jury, Granted, Merged, Mistrial, Grand Jury, Other, Remanded, and Sealed Records.



ADMINISTRATIVE OFFICE OF THE COURTS
Research and Statistics
 Annual Report FY 2023
 Circuit Court - Felony Criminal Cases

HICKMAN COUNTY

Felony Charges Convicted by Highest Penalty Type

Penalty Type	FELONY			MISDEMEANOR			VIOLATION			Grand Total		
	Charges	% of Chgs	Cases	Charges	% of Chgs	Cases	Charges	% of Chgs	Cases	Charges	% of Chgs	Cases
Incarcerated Prison	20	54.1%	8							20	27.0%	8
Incarcerated Jail	1	2.7%	1	9	25.0%	6				10	13.5%	7
Alternative: Probation	2	5.4%	2	1	2.8%	1				3	4.1%	2
Alternative: Cond. Discharged	14	37.8%	10	26	72.2%	15				40	54.1%	16
Pay Fine							1	100.0%	1	1	1.4%	1
Grand Total	37	100.0%	19	36	100.0%	21	1	100.0%	1	74	100.0%	25

27A.460(2) Percentages of fines, imprisonment, or other penalty assessment

Original & Final Plea Type

		GUILTY	NOT GUILTY	UNKNOWN PLEA TYPE	Grand Total
Felony Charges	Original Plea	7 (5.0%)	30 (21.4%)	103 (73.6%)	140 (100.0%)
	Final Plea	29 (20.7%)	8 (5.7%)	103 (73.6%)	140 (100.0%)
Felony amended to Non-Felony	Original Plea			10 (100.0%)	10 (100.0%)
	Final Plea			10 (100.0%)	10 (100.0%)

27A.460(5) Percentage of pleas as charges

27A.460(6) Percentage of pleas to reduce charges

* A case may consist of one or multiple convicted charges, the distinct count on cases counts the case only once.

* Convicted charges, percent of charges and the distinct count of cases are sorted by the highest sentence penalty for each of the convicted charges (Guilty, Guilty - Multiple Counts, Prepayable Citation - Paid or Guilty - Sealed Sentence, Enhanced).



ADMINISTRATIVE OFFICE OF THE COURTS
Research and Statistics
 Annual Report FY 2023
 Circuit Court - Felony Criminal Cases

HICKMAN COUNTY

Cases can have multiple charges which are heard either by a Court Trial, Jury Trial, No Trial or by a combination of trial types. Cases are categorized by how all the charges within the case were disposed. If all charges were disposed by the same trial type, it is counted in the separate category, otherwise, it is counted within the Mixed Trial category. If a charge had no trial type entered or it had No Trial, then it is counted in the No Trial category.

Cases by Trial Type
 27A.460(7), (8), (9), (10)

	Jury Trial	Mixed Trial	No Trial	Grand Total
Felony Amended to Non-Felony			8 100.00%	8 100.00%
Felony Charges	1 2.63%	5 13.16%	32 84.21%	38 100.00%
Felony Convictions		3 15.79%	16 84.21%	19 100.00%

- 27A.460(7) Percentage of disposition to guilty as charged by trial
- 27A.460(8) Percentage of those found guilty of lesser charge by trial
- 27A.460(9) Percentage of cases where jury trial taken
- 27A.460(10) Percentage of trials which are bench (court) trials

Shock Probation by Disposition Type
 27A.440(3)(b)

	Denied	Granted	Vacated	Grand Total
0026090 SHOCK PROBATION IN FELONY CONVICTIONS	8 47.06%	7 41.18%	2 11.76%	17 100.00%

27A.440(3)(b) Extracted data on shock probation shall be placed in the annual report of the Administrative Office of the Courts

* A case may consist of one or multiple convicted charges, the distinct count on cases counts the case only once.
 * Other Disposition types include: Denied, Extradition, Grand Jury, Granted, Merged, Mistrial, Grand Jury, Other, Remanded, and Sealed Records.



ADMINISTRATIVE OFFICE OF THE COURTS
Research and Statistics
Annual Report FY 2023
Circuit Court - Felony Criminal Cases
HICKMAN COUNTY

Youthful Offenders

There were 0 Felony level charges and 0 Non-Felony level charges disposed within 0 Circuit Criminal cases during the fiscal year. Non-Felony charges include Misdemeanor, Violation, Local Ordinance, or Other charges within those cases.

27A.460(11)

	Charges	Cases
Felony		
Felony Amended to Non-Felony		

27A.460(11) The number of juvenile offenders tried as an adult

Of the 0 Felony level charges disposed within the Youthful Offender cases, 0 (None%) charges were convicted.

Youthful Offender

		Grand Total
Felony Charges by Disposition Type	0	0

Note: A youth charged prior to their 18th birthday, proceeded against as a youthful offender under KRS 635.020(7) may not be included in the above.

KRS 635.020(7) If a person who is eighteen (18) or older is charged with a felony that occurred prior to their eighteenth birthday, the court shall, upon motion of the county attorney made prior to adjudication and consultation with the Commonwealth's Attorney, the case may proceed in accordance with the provisions of KRS 640.010.

* A case may consist of one or multiple convicted charges, the distinct count on cases counts the case only once.

* Other disposition types include: Denied, Extradition, Grand Jury, Granted, Merged, Mistrial, Grand Jury, Other, Remanded, and Sealed Records.

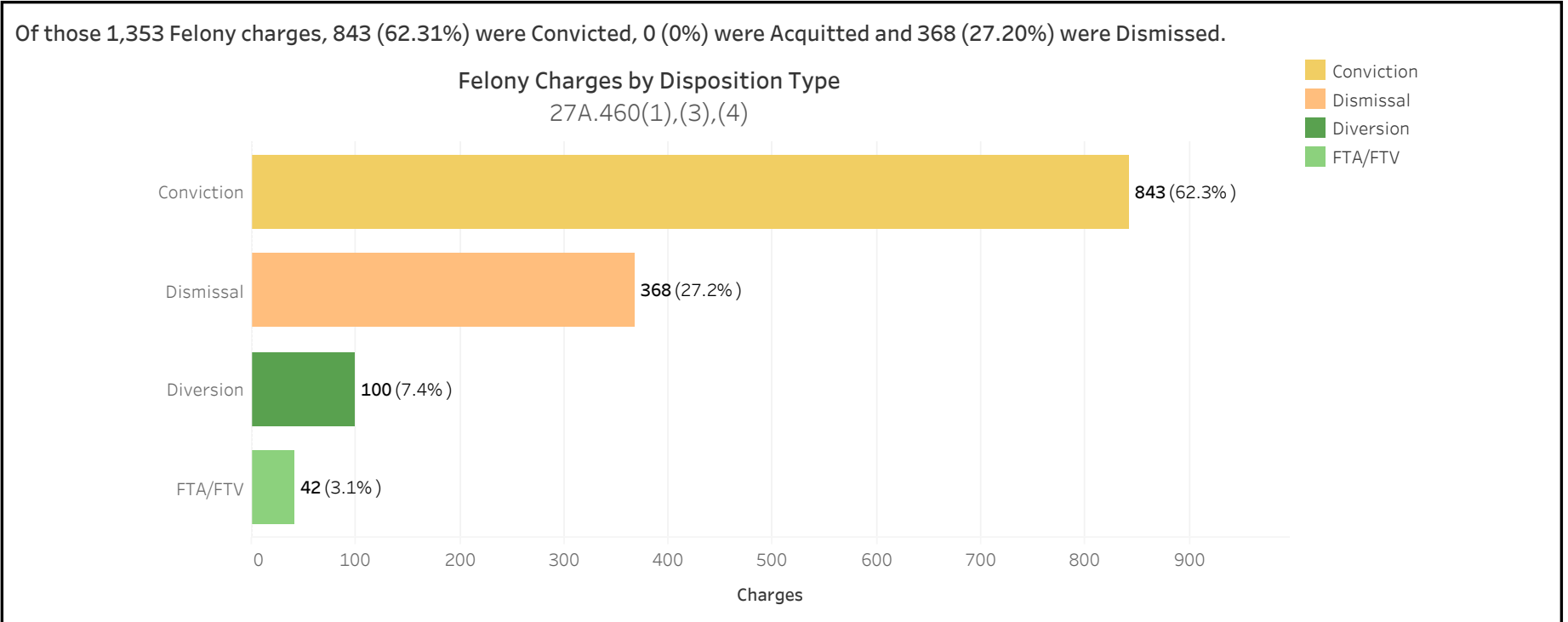


ADMINISTRATIVE OFFICE OF THE COURTS
Research and Statistics
 Annual Report FY 2023
 Circuit Court - Felony Criminal Cases

HOPKINS COUNTY

There were 1,353 Felony level charges and 48 Non-Felony level charges disposed within 672 Circuit Criminal cases during the Fiscal Year. Non-Felony charges include Misdemeanor, Violation, Local Ordinance or Other charges within those cases.

		Charges	Cases
HOPKINS	Felony	1,353	636
	Felony amended to Non-Felony	48	



27A.460(1) Conviction Percentages
 27A.460(3) Percentage of Acquittals
 27A.460(4) Percentage of Dismissals

* A case may consist of one or multiple convicted charges, the distinct count on cases counts the case only once.
 * Other Disposition types include: Denied, Extradition, Grand Jury, Granted, Merged, Mistrial, Grand Jury, Other, Remanded, and Sealed Records.



ADMINISTRATIVE OFFICE OF THE COURTS
Research and Statistics
 Annual Report FY 2023
 Circuit Court - Felony Criminal Cases

HOPKINS COUNTY

Felony Charges Convicted by Highest Penalty Type

Penalty Type	FELONY			MISDEMEANOR			Grand Total		
	Charges	% of Chgs	Cases	Charges	% of Chgs	Cases	Charges	% of Chgs	Cases
Incarcerated Prison	314	37.9%	106	1	0.2%	1	315	22.4%	106
Incarcerated Jail	33	4.0%	25	153	26.4%	90	186	13.2%	99
Alternative: Probation	477	57.5%	290	383	66.0%	212	860	61.0%	313
Alternative: Cond. Discharged				3	0.5%	3	3	0.2%	3
Alternative Sentence				37	6.4%	37	37	2.6%	37
Pay Fine				2	0.3%	2	2	0.1%	2
Pay Court Cost				1	0.2%	1	1	0.1%	1
No Sentence	5	0.6%	5				5	0.4%	5
Grand Total	829	100.0%	422	580	100.0%	319	1,409	100.0%	470

27A.460(2) Percentages of fines, imprisonment, or other penalty assessment

Original & Final Plea Type

		GUILTY	NOT GUILTY	UNKNOWN PLEA TYPE	Grand Total
Felony Charges	Original Plea		10 (0.7%)	1,343 (99.3%)	1,353 (100.0%)
	Final Plea	10 (0.7%)		1,343 (99.3%)	1,353 (100.0%)
Felony amended to Non-Felony	Original Plea			48 (100.0%)	48 (100.0%)
	Final Plea			48 (100.0%)	48 (100.0%)

27A.460(5) Percentage of pleas as charges

27A.460(6) Percentage of pleas to reduce charges

* A case may consist of one or multiple convicted charges, the distinct count on cases counts the case only once.

* Convicted charges, percent of charges and the distinct count of cases are sorted by the highest sentence penalty for each of the convicted charges (Guilty, Guilty - Multiple Counts, Prepayable Citation - Paid or Guilty - Sealed Sentence, Enhanced).



ADMINISTRATIVE OFFICE OF THE COURTS
Research and Statistics
 Annual Report FY 2023
 Circuit Court - Felony Criminal Cases

HOPKINS COUNTY

Cases can have multiple charges which are heard either by a Court Trial, Jury Trial, No Trial or by a combination of trial types. Cases are categorized by how all the charges within the case were disposed. If all charges were disposed by the same trial type, it is counted in the separate category, otherwise, it is counted within the Mixed Trial category. If a charge had no trial type entered or it had No Trial, then it is counted in the No Trial category.

Cases by Trial Type
 27A.460(7), (8), (9), (10)

	Mixed Trial	No Trial	Grand Total
Felony Amended to Non-Felony	2 5.56%	34 94.44%	36 100.00%
Felony Charges	42 6.60%	594 93.40%	636 100.00%
Felony Convictions	41 9.69%	382 90.31%	423 100.00%

- 27A.460(7) Percentage of disposition to guilty as charged by trial
- 27A.460(8) Percentage of those found guilty of lesser charge by trial
- 27A.460(9) Percentage of cases where jury trial taken
- 27A.460(10) Percentage of trials which are bench (court) trials

Shock Probation by Disposition Type
 27A.440(3)(b)

	Denied	Granted	Grand Total
0026090 SHOCK PROBATION IN FELONY CONVICTIONS	174 98.31%	3 1.69%	177 100.00%
0026100 SHOCK PROBATION IN MISDEMEANOR CONVICTIONS		1 100.00%	1 100.00%

27A.440(3)(b) Extracted data on shock probation shall be placed in the annual report of the Administrative Office of the Courts

* A case may consist of one or multiple convicted charges, the distinct count on cases counts the case only once.
 * Other Disposition types include: Denied, Extradition, Grand Jury, Granted, Merged, Mistrial, Grand Jury, Other, Remanded, and Sealed Records.



ADMINISTRATIVE OFFICE OF THE COURTS
Research and Statistics
 Annual Report FY 2023
 Circuit Court - Felony Criminal Cases
HOPKINS COUNTY

Youthful Offenders

There were 0 Felony level charges and 0 Non-Felony level charges disposed within 0 Circuit Criminal cases during the fiscal year. Non-Felony charges include Misdemeanor, Violation, Local Ordinance, or Other charges within those cases.

27A.460(11)

	Charges	Cases
Felony		
Felony Amended to Non-Felony		

27A.460(11) The number of juvenile offenders tried as an adult

Of the 0 Felony level charges disposed within the Youthful Offender cases, 0 (None%) charges were convicted.

Youthful Offender

		Grand Total
Felony Charges by Disposition Type	0	0

Note: A youth charged prior to their 18th birthday, proceeded against as a youthful offender under KRS 635.020(7) may not be included in the above.

KRS 635.020(7) If a person who is eighteen (18) or older is charged with a felony that occurred prior to their eighteenth birthday, the court shall, upon motion of the county attorney made prior to adjudication and consultation with the Commonwealth's Attorney, the case may proceed in accordance with the provisions of KRS 640.010.

* A case may consist of one or multiple convicted charges, the distinct count on cases counts the case only once.

* Other disposition types include: Denied, Extradition, Grand Jury, Granted, Merged, Mistrial, Grand Jury, Other, Remanded, and Sealed Records.

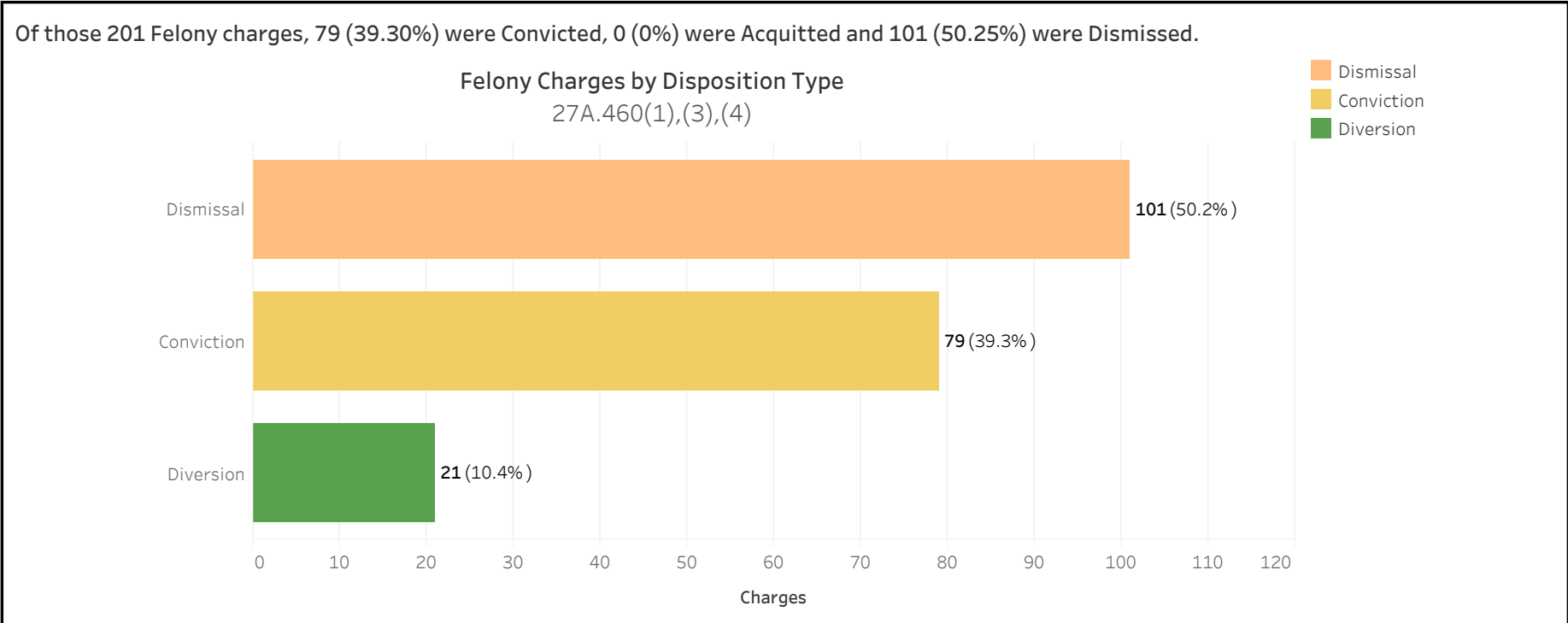


ADMINISTRATIVE OFFICE OF THE COURTS
Research and Statistics
 Annual Report FY 2023
 Circuit Court - Felony Criminal Cases

JACKSON COUNTY

There were 201 Felony level charges and 7 Non-Felony level charges disposed within 117 Circuit Criminal cases during the Fiscal Year. Non-Felony charges include Misdemeanor, Violation, Local Ordinance or Other charges within those cases.

		Charges	Cases
JACKSON	Felony	201	110
	Felony amended to Non-Felony	7	



27A.460(1) Conviction Percentages
 27A.460(3) Percentage of Acquittals
 27A.460(4) Percentage of Dismissals

* A case may consist of one or multiple convicted charges, the distinct count on cases counts the case only once.
 * Other Disposition types include: Denied, Extradition, Grand Jury, Granted, Merged, Mistrial, Grand Jury, Other, Remanded, and Sealed Records.



ADMINISTRATIVE OFFICE OF THE COURTS
Research and Statistics
 Annual Report FY 2023
 Circuit Court - Felony Criminal Cases

JACKSON COUNTY

Felony Charges Convicted by Highest Penalty Type

Penalty Type	FELONY			MISDEMEANOR			Grand Total		
	Charges	% of Chgs	Cases	Charges	% of Chgs	Cases	Charges	% of Chgs	Cases
Incarcerated Prison	40	50.6%	24	2	13.3%	2	42	44.7%	24
Incarcerated Jail	11	13.9%	11	7	46.7%	6	18	19.1%	16
Alternative: Probation	26	32.9%	24	4	26.7%	4	30	31.9%	28
Pay Fine				2	13.3%	2	2	2.1%	2
Other Penalty	1	1.3%	1				1	1.1%	1
No Sentence	1	1.3%	1				1	1.1%	1
Grand Total	79	100.0%	60	15	100.0%	13	94	100.0%	66

27A.460(2) Percentages of fines, imprisonment, or other penalty assessment

Original & Final Plea Type

		GUILTY	NOT GUILTY	UNKNOWN PLEA TYPE	Grand Total
Felony Charges	Original Plea	15 (7.5%)	69 (34.3%)	117 (58.2%)	201 (100.0%)
	Final Plea	84 (41.8%)		117 (58.2%)	201 (100.0%)
Felony amended to Non-Felony	Original Plea		3 (42.9%)	4 (57.1%)	7 (100.0%)
	Final Plea	3 (42.9%)		4 (57.1%)	7 (100.0%)

27A.460(5) Percentage of pleas as charges

27A.460(6) Percentage of pleas to reduce charges

* A case may consist of one or multiple convicted charges, the distinct count on cases counts the case only once.

* Convicted charges, percent of charges and the distinct count of cases are sorted by the highest sentence penalty for each of the convicted charges (Guilty, Guilty - Multiple Counts, Prepayable Citation - Paid or Guilty - Sealed Sentence, Enhanced).



ADMINISTRATIVE OFFICE OF THE COURTS
Research and Statistics
 Annual Report FY 2023
 Circuit Court - Felony Criminal Cases

JACKSON COUNTY

Cases can have multiple charges which are heard either by a Court Trial, Jury Trial, No Trial or by a combination of trial types. Cases are categorized by how all the charges within the case were disposed. If all charges were disposed by the same trial type, it is counted in the separate category, otherwise, it is counted within the Mixed Trial category. If a charge had no trial type entered or it had No Trial, then it is counted in the No Trial category.

Cases by Trial Type
 27A.460(7), (8), (9), (10)

	Mixed Trial	No Trial	Grand Total
Felony Amended to Non-Felony		7	7
		100.00%	100.00%
Felony Charges	1	109	110
	0.91%	99.09%	100.00%
Felony Convictions	1	59	60
	1.67%	98.33%	100.00%

- 27A.460(7) Percentage of disposition to guilty as charged by trial
- 27A.460(8) Percentage of those found guilty of lesser charge by trial
- 27A.460(9) Percentage of cases where jury trial taken
- 27A.460(10) Percentage of trials which are bench (court) trials

Shock Probation by Disposition Type
 27A.440(3)(b)

	Denied	Granted	Grand Total
0026090 SHOCK PROBATION IN FELONY CONVICTIONS	4	5	9
	44.44%	55.56%	100.00%

27A.440(3)(b) Extracted data on shock probation shall be placed in the annual report of the Administrative Office of the Courts

* A case may consist of one or multiple convicted charges, the distinct count on cases counts the case only once.
 * Other Disposition types include: Denied, Extradition, Grand Jury, Granted, Merged, Mistrial, Grand Jury, Other, Remanded, and Sealed Records.



ADMINISTRATIVE OFFICE OF THE COURTS
Research and Statistics
Annual Report FY 2023
Circuit Court - Felony Criminal Cases
JACKSON COUNTY

Youthful Offenders

There were 0 Felony level charges and 0 Non-Felony level charges disposed within 0 Circuit Criminal cases during the fiscal year. Non-Felony charges include Misdemeanor, Violation, Local Ordinance, or Other charges within those cases.

27A.460(11)

	Charges	Cases
Felony		
Felony Amended to Non-Felony		

27A.460(11) The number of juvenile offenders tried as an adult

Of the 0 Felony level charges disposed within the Youthful Offender cases, 0 (None%) charges were convicted.

Youthful Offender

		Grand Total
Felony Charges by Disposition Type	0	0

Note: A youth charged prior to their 18th birthday, proceeded against as a youthful offender under KRS 635.020(7) may not be included in the above.

KRS 635.020(7) If a person who is eighteen (18) or older is charged with a felony that occurred prior to their eighteenth birthday, the court shall, upon motion of the county attorney made prior to adjudication and consultation with the Commonwealth's Attorney, the case may proceed in accordance with the provisions of KRS 640.010.

* A case may consist of one or multiple convicted charges, the distinct count on cases counts the case only once.

* Other disposition types include: Denied, Extradition, Grand Jury, Granted, Merged, Mistrial, Grand Jury, Other, Remanded, and Sealed Records.

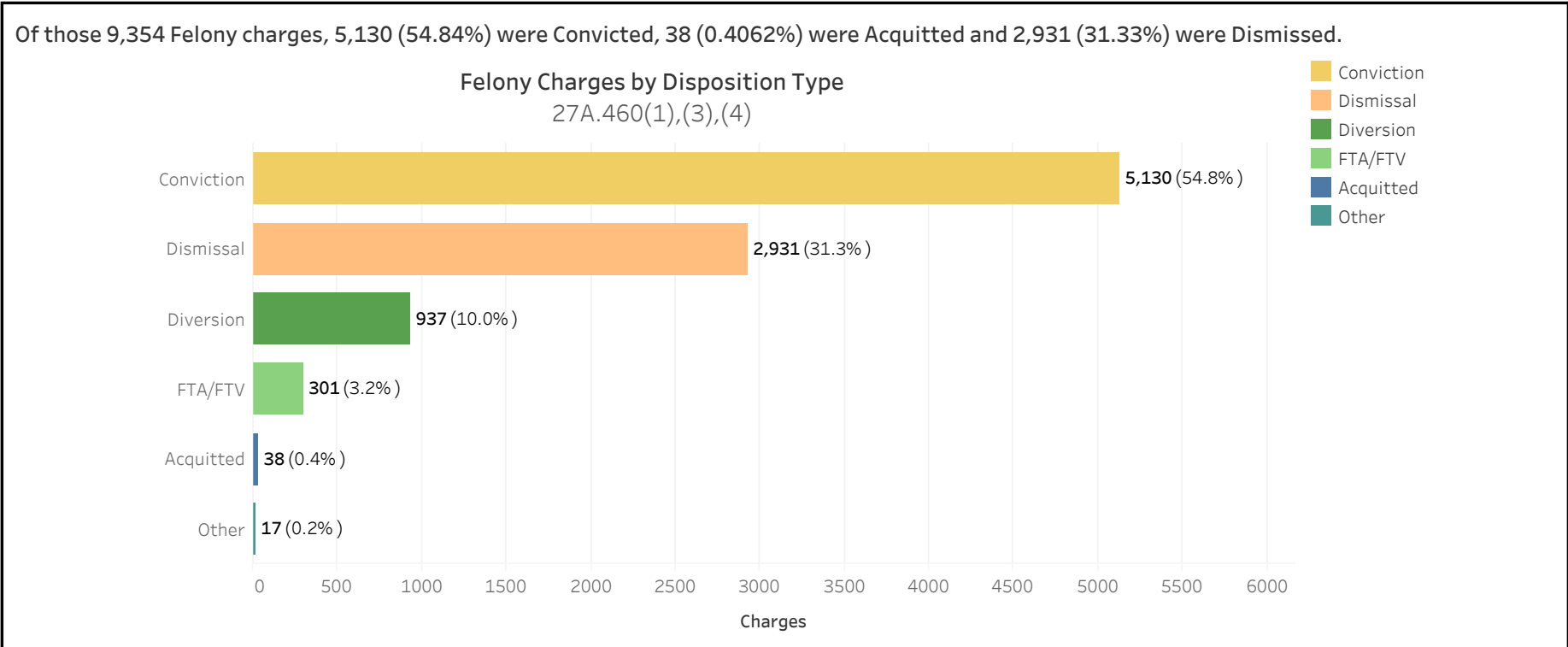


ADMINISTRATIVE OFFICE OF THE COURTS
Research and Statistics
 Annual Report FY 2023
 Circuit Court - Felony Criminal Cases

JEFFERSON COUNTY

There were 9,354 Felony level charges and 494 Non-Felony level charges disposed within 3,933 Circuit Criminal cases during the Fiscal Year. Non-Felony charges include Misdemeanor, Violation, Local Ordinance or Other charges within those cases.

		Charges	Cases
JEFFERSON	Felony	9,354	3,586
	Felony amended to Non-Felony	494	



27A.460(3) Percentage of Acquittals

27A.460(4) Percentage of Dismissals

* A case may consist of one or multiple convicted charges, the distinct count of cases counts the case only once.

* Other Disposition types include: Denied, Extradition, Grand Jury, Granted, Merged, Mistrial, Grand Jury, Other, Remanded, and Sealed Records.

* See methodology notes for information on any cases or charges that may be excluded.

* Data for the Jefferson County FY2023 AOC Annual Report was reran on 9/24/24 for corrective purposes. Please disregard the previous version of this report.



ADMINISTRATIVE OFFICE OF THE COURTS
Research and Statistics
 Annual Report FY 2023
 Circuit Court - Felony Criminal Cases

JEFFERSON COUNTY

Felony Charges Convicted by Highest Penalty Type

Penalty Type	FELONY			MISDEMEANOR			VIOLATION			Grand Total		
	Charges	% of Chgs	Cases	Charges	% of Chgs	Cases	Charges	% of Chgs	Cases	Charges	% of Chgs	Cases
Incarcerated Prison	2,377	46.6%	808	31	1.5%	25	3	1.1%	2	2,411	32.4%	810
Incarcerated Jail	605	11.9%	320	805	39.2%	461	4	1.4%	4	1,414	19.0%	661
Alternative: Home Incarceration	1	0.0%	1	3	0.1%	2				4	0.1%	3
Alternative: Probation	2,065	40.5%	969	767	37.3%	424	4	1.4%	4	2,836	38.1%	1,016
Alternative: Cond. Discharged	22	0.4%	17	402	19.6%	208	3	1.1%	3	427	5.7%	218
Alternative Sentence	2	0.0%	2	7	0.3%	6	36	12.7%	30	45	0.6%	37
Pay Fine				19	0.9%	16	196	69.3%	130	215	2.9%	140
Pay Court Cost							6	2.1%	6	6	0.1%	6
Other Penalty	24	0.5%	17	20	1.0%	13	27	9.5%	22	71	1.0%	47
No Sentence	6	0.1%	5	1	0.0%	1	4	1.4%	2	11	0.1%	7
Grand Total	5,102	100.0%	2,056	2,055	100.0%	1,132	283	100.0%	201	7,440	100.0%	2,382

27A.460(2) Percentages of fines, imprisonment, or other penalty assessment

Original & Final Plea Type

Felony Charges		GUILTY			NOT GUILTY			UNKNOWN PLEA TYPE			Grand Total		
		Original Plea	Final Plea		Original Plea	Final Plea		Original Plea	Final Plea		Original Plea	Final Plea	
Felony Charges	Original Plea			1,267 (13.5%)			5,252 (56.1%)			2,835 (30.3%)			9,354 (100.0%)
	Final Plea			5,771 (61.7%)			748 (8.0%)			2,835 (30.3%)			9,354 (100.0%)
Felony amended to Non-Felony	Original Plea			2 (0.4%)			160 (32.4%)			332 (67.2%)			494 (100.0%)
	Final Plea			14 (2.8%)			148 (30.0%)			332 (67.2%)			494 (100.0%)

27A.460(5) Percentage of pleas as charges

27A.460(6) Percentage of pleas to reduce charges

* A case may consist of one or multiple convicted charges, the distinct count of cases counts the case only once.

* Other Disposition types include: Denied, Extradition, Grand Jury, Granted, Merged, Mistrial, Grand Jury, Other, Remanded, and Sealed Records.

* See methodology notes for information on any cases or charges that may be excluded.

* Data for Jefferson County FY2023 AOC Annual Report was reran on 9/24/24 for corrective purposes. Please disregard the previous version of this report.



ADMINISTRATIVE OFFICE OF THE COURTS
Research and Statistics
 Annual Report FY 2023
 Circuit Court - Felony Criminal Cases

JEFFERSON COUNTY

Cases can have multiple charges which are heard either by a Court Trial, Jury Trial, No Trial, or by a combination of trial types. Cases are categorized by how all the charges within the case were disposed. If all charges were disposed by the same trial type, it is counted in the separate category, otherwise, it is counted within the Mixed Trial category. If a charge had no trial type entered or it had No Trial, then it is counted in the No Trial category.

Cases by Trial Type
 27A.460(7), (8), (9), (10)

	Court Trial	Jury Trial	Mixed Trial Typ..	No Trial	Grand Total
Felony Amended Down to Non-Felony		1 0.29%	10 2.88%	336 96.83%	347 100.00%
Felony Charges	1 0.03%	23 0.64%	209 5.83%	3,353 93.50%	3,586 100.00%
Felony Convictions		13 0.63%	193 9.34%	1,860 90.03%	2,066 100.00%

- 27A.460(7) Percentage of disposition to guilty as charged by trial
- 27A.460(8) Percentage of those found guilty of lesser charge by trial
- 27A.460(9) Percentage of cases where jury trial taken
- 27A.460(10) Percentage of trials which are bench (court) trials

Shock Probation by Disposition Type
 27A.440(3)(b)

	Denied	Granted	Vacated	Withdrawn	Other	Grand Total
0026090 SHOCK PROBATION IN FELONY CONVICTIONS	166 34.87%	263 55.25%	13 2.73%	32 6.72%	2 0.42%	476 100.00%

27A.440(3)(b) Extracted data on shock probation shall be placed in the annual report of the Administrative Office of the Courts

- * A case may consist of one or multiple convicted charges, the distinct count of cases counts the case only once.
- * Other Disposition types include: Denied, Extradition, Grand Jury, Granted, Merged, Mistrial, Grand Jury, Other, Remanded, and Sealed Records.
- * See methodology notes for information on any cases or charges that may be excluded.
- * Data for Jefferson County FY2023 AOC Annual Report was reran on 9/24/24 for corrective purposes. Please disregard the previous version of this report.



ADMINISTRATIVE OFFICE OF THE COURTS
Research and Statistics
Annual Report FY 2023
Circuit Court - Felony Criminal Cases

JEFFERSON COUNTY

Youthful Offenders

There were 134 Felony level charges and 0 Non-Felony level charges disposed within 30 Circuit Criminal cases during the fiscal year. Non-Felony charges include Misdemeanor, Violation, Local Ordinance, or Other charges within those cases.

27A.460(11)

	Charges	Cases
Felony	134	30
Felony Amended to Non-Felony	0	0

27A.460(11) The number of juvenile offenders tried as an adult

Of the 134 Felony level charges disposed within the Youthful Offender cases, 91 (67.91%) charges were convicted.

Youthful Offender

	Conviction	Dismissal	Diversion	Grand Total
Felony Charges by Disposition Type	91	21	22	134

Note: A youth charged prior to their 18th birthday, proceeded against as a youthful offender under KRS 635.020(7) may not be included in the above.

KRS 635.020(7) If a person who is eighteen (18) or older is charged with a felony that occurred prior to their eighteenth birthday, the court shall, upon motion of the county attorney made prior to adjudication and consultation with the Commonwealth's Attorney, the case may proceed in accordance with the provisions of KRS 640.010.

* A case may consist of one or multiple convicted charges, the distinct count of cases counts the case only once.

* Other Disposition types include: Denied, Extradition, Grand Jury, Granted, Merged, Mistrial, Grand Jury, Other, Remanded, and Sealed Records.

* See methodology notes for information on any cases or charges that may be excluded.

* Data for Jefferson County FY2023 AOC Annual Report was reran on 9/24/24 for corrective purposes. Please disregard the previous version of this report.

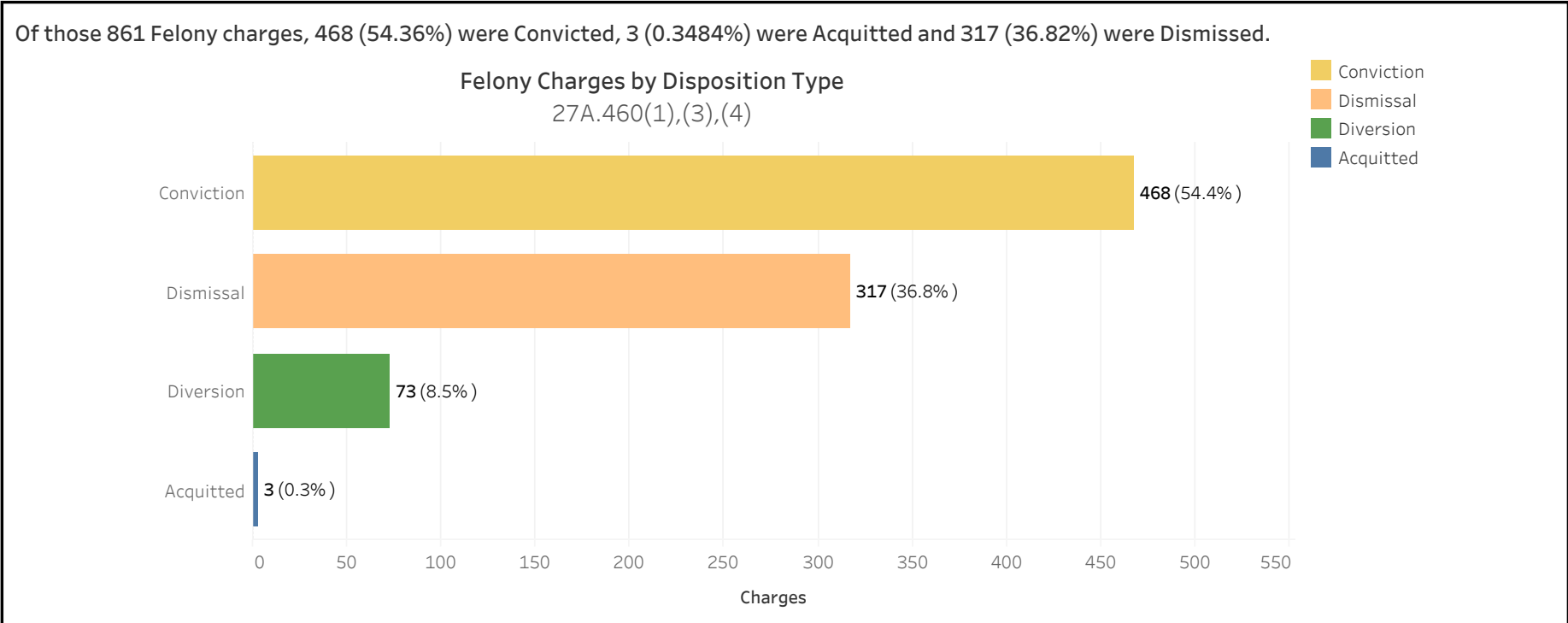


ADMINISTRATIVE OFFICE OF THE COURTS
Research and Statistics
 Annual Report FY 2023
 Circuit Court - Felony Criminal Cases

JESSAMINE COUNTY

There were 861 Felony level charges and 79 Non-Felony level charges disposed within 534 Circuit Criminal cases during the Fiscal Year. Non-Felony charges include Misdemeanor, Violation, Local Ordinance or Other charges within those cases.

		Charges	Cases
JESSAMINE	Felony	861	472
	Felony amended to Non-Felony	79	



27A.460(1) Conviction Percentages
 27A.460(3) Percentage of Acquittals
 27A.460(4) Percentage of Dismissals

* A case may consist of one or multiple convicted charges, the distinct count on cases counts the case only once.
 * Other Disposition types include: Denied, Extradition, Grand Jury, Granted, Merged, Mistrial, Grand Jury, Other, Remanded, and Sealed Records.



ADMINISTRATIVE OFFICE OF THE COURTS
Research and Statistics
 Annual Report FY 2023
 Circuit Court - Felony Criminal Cases

JESSAMINE COUNTY

Felony Charges Convicted by Highest Penalty Type

Penalty Type	FELONY			MISDEMEANOR			VIOLATION			Grand Total		
	Charges	% of Chgs	Cases	Charges	% of Chgs	Cases	Charges	% of Chgs	Cases	Charges	% of Chgs	Cases
Incarcerated Prison	55	12.0%	39	1	0.4%	1				56	7.6%	40
Incarcerated Jail	28	6.1%	22	38	13.7%	26	1	20.0%	1	67	9.0%	40
Alternative: Probation	370	80.6%	223	167	60.3%	99	2	40.0%	2	539	72.7%	249
Alternative: Cond. Discharged	2	0.4%	2	48	17.3%	30	1	20.0%	1	51	6.9%	32
Pay Fine				16	5.8%	16				16	2.2%	16
Pay Court Cost	1	0.2%	1	2	0.7%	2				3	0.4%	3
Other Penalty	2	0.4%	2	2	0.7%	2	1	20.0%	1	5	0.7%	4
No Sentence	1	0.2%	1	3	1.1%	2				4	0.5%	3
Grand Total	459	100.0%	280	277	100.0%	160	5	100.0%	5	741	100.0%	346

27A.460(2) Percentages of fines, imprisonment, or other penalty assessment

Original & Final Plea Type

		GUILTY	NOT GUILTY	UNKNOWN PLEA TYPE	Grand Total
Felony Charges	Original Plea	3 (0.3%)	497 (57.7%)	361 (41.9%)	861 (100.0%)
	Final Plea	472 (54.8%)	28 (3.3%)	361 (41.9%)	861 (100.0%)
Felony amended to Non-Felony	Original Plea		4 (5.1%)	75 (94.9%)	79 (100.0%)
	Final Plea	3 (3.8%)	1 (1.3%)	75 (94.9%)	79 (100.0%)

27A.460(5) Percentage of pleas as charges

27A.460(6) Percentage of pleas to reduce charges

* A case may consist of one or multiple convicted charges, the distinct count on cases counts the case only once.

* Convicted charges, percent of charges and the distinct count of cases are sorted by the highest sentence penalty for each of the convicted charges (Guilty, Guilty - Multiple Counts, Prepayable Citation - Paid or Guilty - Sealed Sentence, Enhanced).



ADMINISTRATIVE OFFICE OF THE COURTS
Research and Statistics
 Annual Report FY 2023
 Circuit Court - Felony Criminal Cases

JESSAMINE COUNTY

Cases can have multiple charges which are heard either by a Court Trial, Jury Trial, No Trial or by a combination of trial types. Cases are categorized by how all the charges within the case were disposed. If all charges were disposed by the same trial type, it is counted in the separate category, otherwise, it is counted within the Mixed Trial category. If a charge had no trial type entered or it had No Trial, then it is counted in the No Trial category.

Cases by Trial Type
 27A.460(7), (8), (9), (10)

	Jury Trial	Mixed Trial	No Trial	Grand Total
Felony Amended to Non-Felony		3 4.84%	59 95.16%	62 100.00%
Felony Charges	2 0.42%	42 8.90%	428 90.68%	472 100.00%
Felony Convictions	1 0.36%	34 12.14%	245 87.50%	280 100.00%

- 27A.460(7) Percentage of disposition to guilty as charged by trial
- 27A.460(8) Percentage of those found guilty of lesser charge by trial
- 27A.460(9) Percentage of cases where jury trial taken
- 27A.460(10) Percentage of trials which are bench (court) trials

Shock Probation by Disposition Type
 27A.440(3)(b)

	Denied	Granted	Grand Total
0026090 SHOCK PROBATION IN FELONY CONVICTIONS	1 14.29%	6 85.71%	7 100.00%

27A.440(3)(b) Extracted data on shock probation shall be placed in the annual report of the Administrative Office of the Courts

* A case may consist of one or multiple convicted charges, the distinct count on cases counts the case only once.
 * Other Disposition types include: Denied, Extradition, Grand Jury, Granted, Merged, Mistrial, Grand Jury, Other, Remanded, and Sealed Records.



ADMINISTRATIVE OFFICE OF THE COURTS
Research and Statistics
Annual Report FY 2023
Circuit Court - Felony Criminal Cases
JESSAMINE COUNTY

Youthful Offenders

There were 0 Felony level charges and 0 Non-Felony level charges disposed within 0 Circuit Criminal cases during the fiscal year. Non-Felony charges include Misdemeanor, Violation, Local Ordinance, or Other charges within those cases.

27A.460(11)

	Charges	Cases
Felony		
Felony Amended to Non-Felony		

27A.460(11) The number of juvenile offenders tried as an adult

Of the 0 Felony level charges disposed within the Youthful Offender cases, 0 (None%) charges were convicted.

Youthful Offender

		Grand Total
Felony Charges by Disposition Type	0	0

Note: A youth charged prior to their 18th birthday, proceeded against as a youthful offender under KRS 635.020(7) may not be included in the above.

KRS 635.020(7) If a person who is eighteen (18) or older is charged with a felony that occurred prior to their eighteenth birthday, the court shall, upon motion of the county attorney made prior to adjudication and consultation with the Commonwealth's Attorney, the case may proceed in accordance with the provisions of KRS 640.010.

* A case may consist of one or multiple convicted charges, the distinct count on cases counts the case only once.

* Other disposition types include: Denied, Extradition, Grand Jury, Granted, Merged, Mistrial, Grand Jury, Other, Remanded, and Sealed Records.

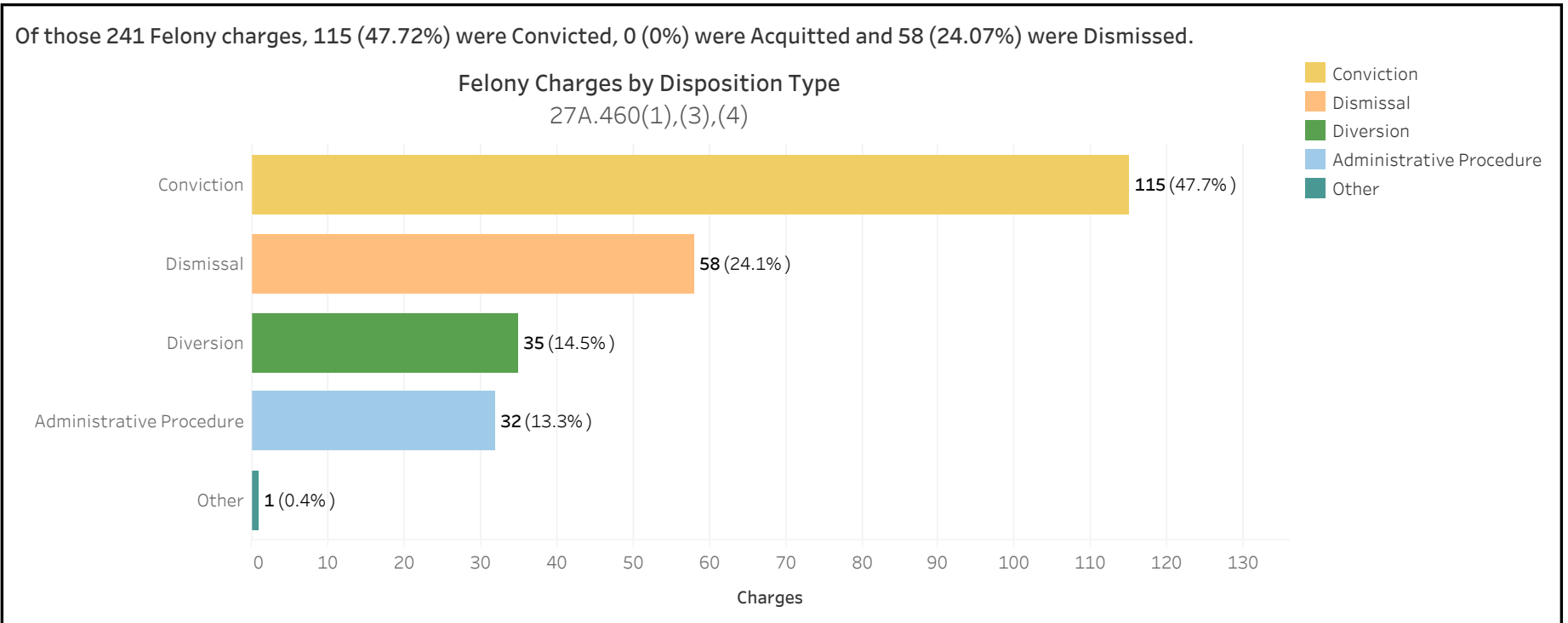


ADMINISTRATIVE OFFICE OF THE COURTS
Research and Statistics
 Annual Report FY 2023
 Circuit Court - Felony Criminal Cases

JOHNSON COUNTY

There were 241 Felony level charges and 11 Non-Felony level charges disposed within 186 Circuit Criminal cases during the Fiscal Year. Non-Felony charges include Misdemeanor, Violation, Local Ordinance or Other charges within those cases.

		Charges	Cases
JOHNSON	Felony	241	176
	Felony amended to Non-Felony	11	



27A.460(1) Conviction Percentages
 27A.460(3) Percentage of Acquittals
 27A.460(4) Percentage of Dismissals

* A case may consist of one or multiple convicted charges, the distinct count on cases counts the case only once.
 * Other Disposition types include: Denied, Extradition, Grand Jury, Granted, Merged, Mistrial, Grand Jury, Other, Remanded, and Sealed Records.



ADMINISTRATIVE OFFICE OF THE COURTS
Research and Statistics
 Annual Report FY 2023
 Circuit Court - Felony Criminal Cases

JOHNSON COUNTY

Felony Charges Convicted by Highest Penalty Type

Penalty Type	FELONY			MISDEMEANOR			VIOLATION			Grand Total		
	Charges	% of Chgs	Cases	Charges	% of Chgs	Cases	Charges	% of Chgs	Cases	Charges	% of Chgs	Cases
Incarcerated Prison	55	49.1%	33							55	25.8%	33
Incarcerated Jail	7	6.3%	6	43	43.9%	25				50	23.5%	29
Alternative: Probation	50	44.6%	42	49	50.0%	28				99	46.5%	50
Alternative: Cond. Discharged				1	1.0%	1				1	0.5%	1
Pay Fine							3	100.0%	3	3	1.4%	3
Other Penalty				5	5.1%	3				5	2.3%	3
Grand Total	112	100.0%	81	98	100.0%	54	3	100.0%	3	213	100.0%	96

27A.460(2) Percentages of fines, imprisonment, or other penalty assessment

Original & Final Plea Type

		GUILTY	NOT GUILTY	UNKNOWN PLEA TYPE	Grand Total
Felony Charges	Original Plea	3 (1.2%)	112 (46.5%)	126 (52.3%)	241 (100.0%)
	Final Plea	82 (34.0%)	33 (13.7%)	126 (52.3%)	241 (100.0%)
Felony amended to Non-Felony	Original Plea		1 (9.1%)	10 (90.9%)	11 (100.0%)
	Final Plea		1 (9.1%)	10 (90.9%)	11 (100.0%)

27A.460(5) Percentage of pleas as charges

27A.460(6) Percentage of pleas to reduce charges

* A case may consist of one or multiple convicted charges, the distinct count on cases counts the case only once.

* Convicted charges, percent of charges and the distinct count of cases are sorted by the highest sentence penalty for each of the convicted charges (Guilty, Guilty - Multiple Counts, Prepayable Citation - Paid or Guilty - Sealed Sentence, Enhanced).



ADMINISTRATIVE OFFICE OF THE COURTS
Research and Statistics
 Annual Report FY 2023
 Circuit Court - Felony Criminal Cases

JOHNSON COUNTY

Cases can have multiple charges which are heard either by a Court Trial, Jury Trial, No Trial or by a combination of trial types. Cases are categorized by how all the charges within the case were disposed. If all charges were disposed by the same trial type, it is counted in the separate category, otherwise, it is counted within the Mixed Trial category. If a charge had no trial type entered or it had No Trial, then it is counted in the No Trial category.

Cases by Trial Type
 27A.460(7), (8), (9), (10)

	Mixed Trial	No Trial	Grand Total
Felony Amended to Non-Felony	2 20.00%	8 80.00%	10 100.00%
Felony Charges	4 2.27%	172 97.73%	176 100.00%
Felony Convictions	3 3.70%	78 96.30%	81 100.00%

- 27A.460(7) Percentage of disposition to guilty as charged by trial
- 27A.460(8) Percentage of those found guilty of lesser charge by trial
- 27A.460(9) Percentage of cases where jury trial taken
- 27A.460(10) Percentage of trials which are bench (court) trials

Shock Probation by Disposition Type
 27A.440(3)(b)

	Denied	Granted	Grand Total
0026090 SHOCK PROBATION IN FELONY CONVICTIONS	12 92.31%	1 7.69%	13 100.00%

27A.440(3)(b) Extracted data on shock probation shall be placed in the annual report of the Administrative Office of the Courts

* A case may consist of one or multiple convicted charges, the distinct count on cases counts the case only once.
 * Other Disposition types include: Denied, Extradition, Grand Jury, Granted, Merged, Mistrial, Grand Jury, Other, Remanded, and Sealed Records.



ADMINISTRATIVE OFFICE OF THE COURTS
Research and Statistics
Annual Report FY 2023
Circuit Court - Felony Criminal Cases
JOHNSON COUNTY

Youthful Offenders

There were 0 Felony level charges and 0 Non-Felony level charges disposed within 0 Circuit Criminal cases during the fiscal year. Non-Felony charges include Misdemeanor, Violation, Local Ordinance, or Other charges within those cases.

27A.460(11)

	Charges	Cases
Felony		
Felony Amended to Non-Felony		

27A.460(11) The number of juvenile offenders tried as an adult

Of the 0 Felony level charges disposed within the Youthful Offender cases, 0 (None%) charges were convicted.

Youthful Offender

		Grand Total
Felony Charges by Disposition Type	0	0

Note: A youth charged prior to their 18th birthday, proceeded against as a youthful offender under KRS 635.020(7) may not be included in the above.

KRS 635.020(7) If a person who is eighteen (18) or older is charged with a felony that occurred prior to their eighteenth birthday, the court shall, upon motion of the county attorney made prior to adjudication and consultation with the Commonwealth's Attorney, the case may proceed in accordance with the provisions of KRS 640.010.

* A case may consist of one or multiple convicted charges, the distinct count on cases counts the case only once.

* Other disposition types include: Denied, Extradition, Grand Jury, Granted, Merged, Mistrial, Grand Jury, Other, Remanded, and Sealed Records.

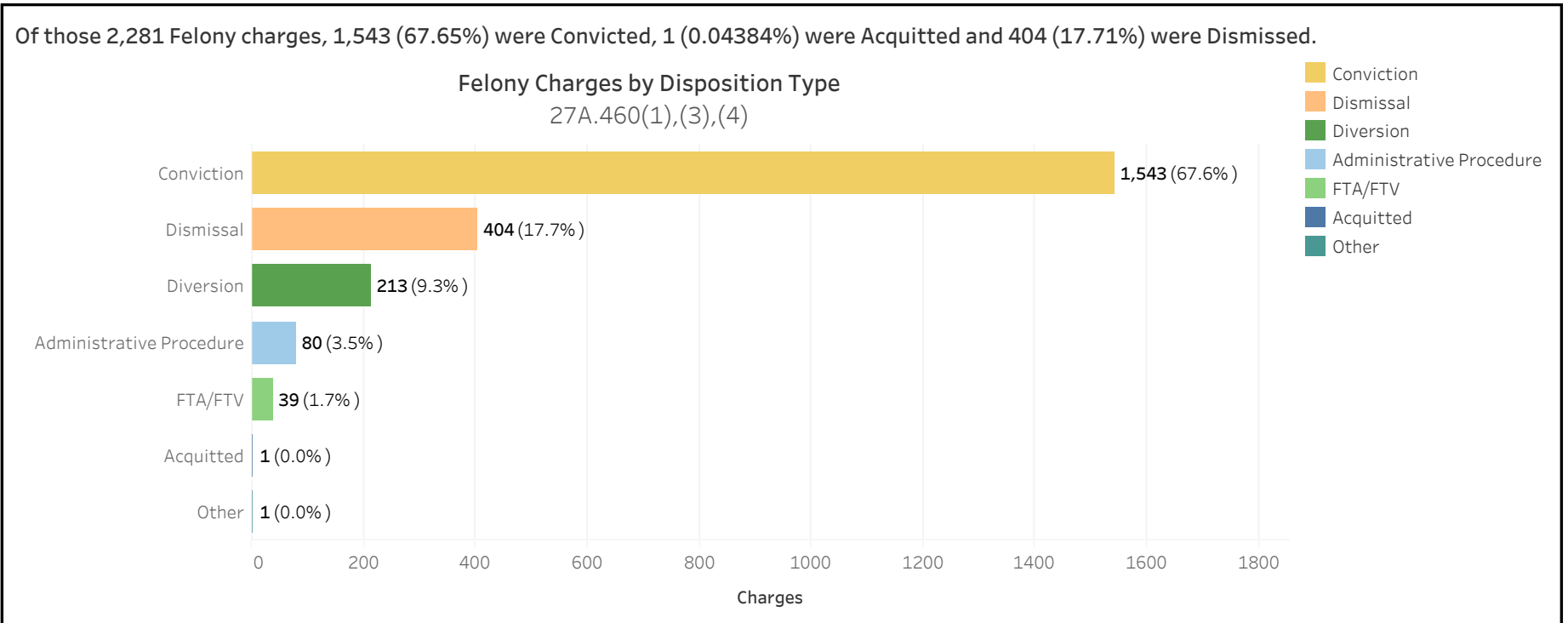


ADMINISTRATIVE OFFICE OF THE COURTS
Research and Statistics
 Annual Report FY 2023
 Circuit Court - Felony Criminal Cases

KENTON COUNTY

There were 2,281 Felony level charges and 66 Non-Felony level charges disposed within 1,656 Circuit Criminal cases during the Fiscal Year. Non-Felony charges include Misdemeanor, Violation, Local Ordinance or Other charges within those cases.

		Charges	Cases
KENTON	Felony	2,281	1,593
	Felony amended to Non-Felony	66	



27A.460(1) Conviction Percentages
 27A.460(3) Percentage of Acquittals
 27A.460(4) Percentage of Dismissals

* A case may consist of one or multiple convicted charges, the distinct count on cases counts the case only once.
 * Other Disposition types include: Denied, Extradition, Grand Jury, Granted, Merged, Mistrial, Grand Jury, Other, Remanded, and Sealed Records.



ADMINISTRATIVE OFFICE OF THE COURTS
Research and Statistics
 Annual Report FY 2023
 Circuit Court - Felony Criminal Cases

KENTON COUNTY

Felony Charges Convicted by Highest Penalty Type

Penalty Type	FELONY			MISDEMEANOR			Grand Total		
	Charges	% of Chgs	Cases	Charges	% of Chgs	Cases	Charges	% of Chgs	Cases
Incarcerated Prison	463	30.7%	234				463	26.5%	234
Incarcerated Jail	195	12.9%	162	85	35.3%	74	280	16.0%	215
Alternative: Home Incarcerati..				1	0.4%	1	1	0.1%	1
Alternative: Probation	3	0.2%	3				3	0.2%	3
Alternative: Cond. Discharged	3	0.2%	3	108	44.8%	98	111	6.3%	101
Alternative Sentence	469	31.1%	410	12	5.0%	10	481	27.5%	413
Pay Fine				2	0.8%	2	2	0.1%	2
Pay Court Cost	73	4.8%	73	4	1.7%	4	77	4.4%	77
Other Penalty	70	4.6%	62	5	2.1%	5	75	4.3%	66
No Sentence	232	15.4%	184	24	10.0%	20	256	14.6%	185
Grand Total	1,508	100.0%	1,111	241	100.0%	213	1,749	100.0%	1,193

27A.460(2) Percentages of fines, imprisonment, or other penalty assessment

Original & Final Plea Type

		GUILTY	NOT GUILTY	UNKNOWN PLEA TYPE	Grand Total
Felony Charges	Original Plea	5 (0.2%)	1,782 (78.1%)	494 (21.7%)	2,281 (100.0%)
	Final Plea	1,638 (71.8%)	149 (6.5%)	494 (21.7%)	2,281 (100.0%)
Felony amended to Non-Felony	Original Plea		6 (9.1%)	60 (90.9%)	66 (100.0%)
	Final Plea	5 (7.6%)	1 (1.5%)	60 (90.9%)	66 (100.0%)

27A.460(5) Percentage of pleas as charges

27A.460(6) Percentage of pleas to reduce charges

* A case may consist of one or multiple convicted charges, the distinct count on cases counts the case only once.

* Convicted charges, percent of charges and the distinct count of cases are sorted by the highest sentence penalty for each of the convicted charges (Guilty, Guilty - Multiple Counts, Prepayable Citation - Paid or Guilty - Sealed Sentence, Enhanced).



ADMINISTRATIVE OFFICE OF THE COURTS
Research and Statistics
 Annual Report FY 2023
 Circuit Court - Felony Criminal Cases

KENTON COUNTY

Cases can have multiple charges which are heard either by a Court Trial, Jury Trial, No Trial or by a combination of trial types. Cases are categorized by how all the charges within the case were disposed. If all charges were disposed by the same trial type, it is counted in the separate category, otherwise, it is counted within the Mixed Trial category. If a charge had no trial type entered or it had No Trial, then it is counted in the No Trial category.

Cases by Trial Type
 27A.460(7), (8), (9), (10)

	Court Trial	Jury Trial	Mixed Trial	No Trial	Grand Total
Felony Amended to Non-Felony		3 4.76%		60 95.24%	63 100.00%
Felony Charges	2 0.13%	15 0.94%	106 6.65%	1,470 92.28%	1,593 100.00%
Felony Convictions	2 0.18%	11 0.98%	103 9.19%	1,005 89.65%	1,121 100.00%

- 27A.460(7) Percentage of disposition to guilty as charged by trial
- 27A.460(8) Percentage of those found guilty of lesser charge by trial
- 27A.460(9) Percentage of cases where jury trial taken
- 27A.460(10) Percentage of trials which are bench (court) trials

Shock Probation by Disposition Type
 27A.440(3)(b)

	Denied	Granted	Grand Total
0026090 SHOCK PROBATION IN FELONY CONVICTIONS	76 96.20%	3 3.80%	79 100.00%

27A.440(3)(b) Extracted data on shock probation shall be placed in the annual report of the Administrative Office of the Courts

* A case may consist of one or multiple convicted charges, the distinct count on cases counts the case only once.
 * Other Disposition types include: Denied, Extradition, Grand Jury, Granted, Merged, Mistrial, Grand Jury, Other, Remanded, and Sealed Records.



ADMINISTRATIVE OFFICE OF THE COURTS
Research and Statistics
Annual Report FY 2023
Circuit Court - Felony Criminal Cases
KENTON COUNTY

Youthful Offenders

There were 3 Felony level charges and 0 Non-Felony level charges disposed within 2 Circuit Criminal cases during the fiscal year. Non-Felony charges include Misdemeanor, Violation, Local Ordinance, or Other charges within those cases.

27A.460(11)

	Charges	Cases
Felony	3	2
Felony Amended to Non-Felony	0	0

27A.460(11) The number of juvenile offenders tried as an adult

Of the 3 Felony level charges disposed within the Youthful Offender cases, 3 (100.0%) charges were convicted.

Youthful Offender

	Conviction	Grand Total
Felony Charges by Disposition Type	3	3

Note: A youth charged prior to their 18th birthday, proceeded against as a youthful offender under KRS 635.020(7) may not be included in the above.

KRS 635.020(7) If a person who is eighteen (18) or older is charged with a felony that occurred prior to their eighteenth birthday, the court shall, upon motion of the county attorney made prior to adjudication and consultation with the Commonwealth's Attorney, the case may proceed in accordance with the provisions of KRS 640.010.

* A case may consist of one or multiple convicted charges, the distinct count on cases counts the case only once.

* Other disposition types include: Denied, Extradition, Grand Jury, Granted, Merged, Mistrial, Grand Jury, Other, Remanded, and Sealed Records.

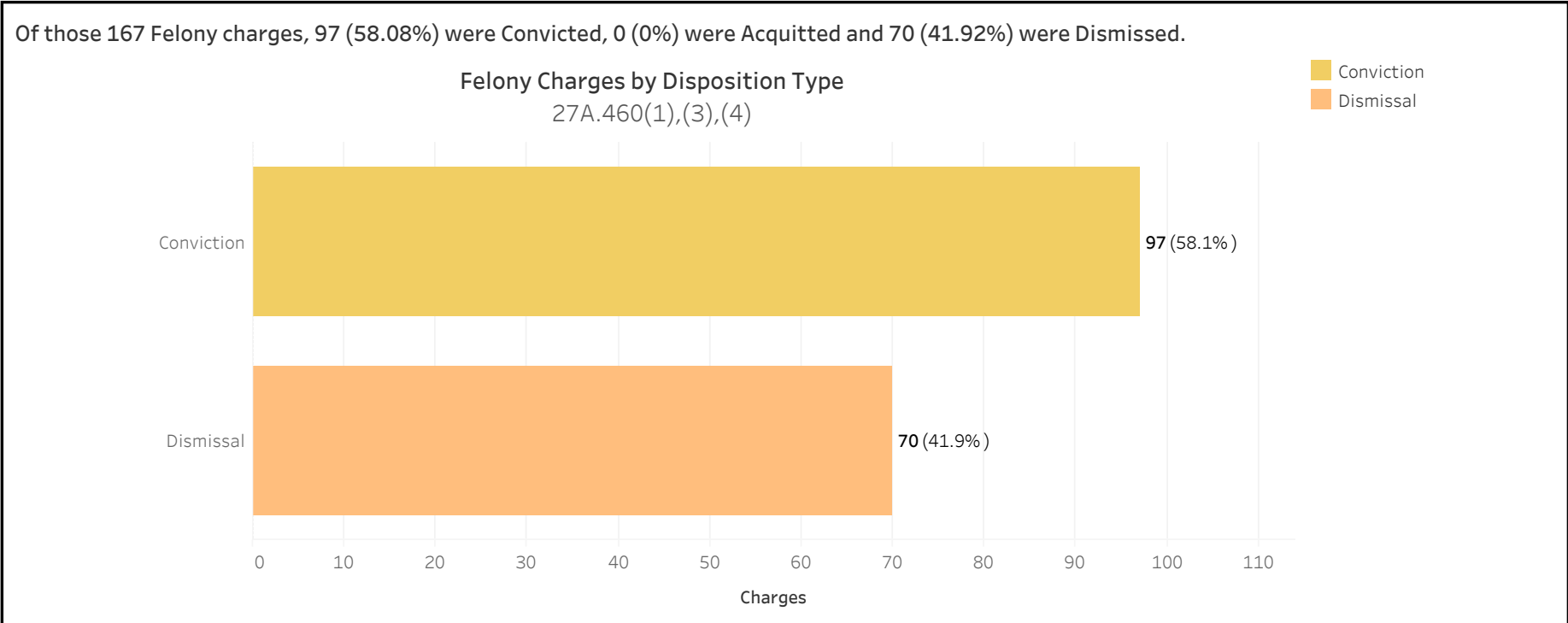


ADMINISTRATIVE OFFICE OF THE COURTS
Research and Statistics
 Annual Report FY 2023
 Circuit Court - Felony Criminal Cases

KNOTT COUNTY

There were 167 Felony level charges and 9 Non-Felony level charges disposed within 101 Circuit Criminal cases during the Fiscal Year. Non-Felony charges include Misdemeanor, Violation, Local Ordinance or Other charges within those cases.

		Charges	Cases
KNOTT	Felony	167	92
	Felony amended to Non-Felony	9	



27A.460(1) Conviction Percentages
 27A.460(3) Percentage of Acquittals
 27A.460(4) Percentage of Dismissals

* A case may consist of one or multiple convicted charges, the distinct count on cases counts the case only once.
 * Other Disposition types include: Denied, Extradition, Grand Jury, Granted, Merged, Mistrial, Grand Jury, Other, Remanded, and Sealed Records.



ADMINISTRATIVE OFFICE OF THE COURTS
Research and Statistics
 Annual Report FY 2023
 Circuit Court - Felony Criminal Cases

KNOTT COUNTY

Felony Charges Convicted by Highest Penalty Type

Penalty Type	FELONY			MISDEMEANOR			Grand Total		
	Charges	% of Chgs	Cases	Charges	% of Chgs	Cases	Charges	% of Chgs	Cases
Incarcerated Prison	60	61.9%	42				60	53.6%	42
Incarcerated Jail	9	9.3%	9	7	46.7%	7	16	14.3%	16
Alternative: Probation	28	28.9%	27	8	53.3%	8	36	32.1%	34
Grand Total	97	100.0%	78	15	100.0%	14	112	100.0%	89

27A.460(2) Percentages of fines, imprisonment, or other penalty assessment

Original & Final Plea Type

		UNKNOWN PLEA TYPE	Grand Total
Felony Charges	Original Plea	167 (100.0%)	167 (100.0%)
	Final Plea	167 (100.0%)	167 (100.0%)
Felony amended to Non-Felony	Original Plea	9 (100.0%)	9 (100.0%)
	Final Plea	9 (100.0%)	9 (100.0%)

27A.460(5) Percentage of pleas as charges

27A.460(6) Percentage of pleas to reduce charges

* A case may consist of one or multiple convicted charges, the distinct count on cases counts the case only once.

* Convicted charges, percent of charges and the distinct count of cases are sorted by the highest sentence penalty for each of the convicted charges (Guilty, Guilty - Multiple Counts, Prepayable Citation - Paid or Guilty - Sealed Sentence, Enhanced).



ADMINISTRATIVE OFFICE OF THE COURTS
Research and Statistics
 Annual Report FY 2023
 Circuit Court - Felony Criminal Cases

KNOTT COUNTY

Cases can have multiple charges which are heard either by a Court Trial, Jury Trial, No Trial or by a combination of trial types. Cases are categorized by how all the charges within the case were disposed. If all charges were disposed by the same trial type, it is counted in the separate category, otherwise, it is counted within the Mixed Trial category. If a charge had no trial type entered or it had No Trial, then it is counted in the No Trial category.

Cases by Trial Type
 27A.460(7), (8), (9), (10)

	No Trial	Grand Total
Felony Amended to Non-Felony	9 100.0%	9 100.0%
Felony Charges	92 100.0%	92 100.0%
Felony Convictions	78 100.0%	78 100.0%

- 27A.460(7) Percentage of disposition to guilty as charged by trial
- 27A.460(8) Percentage of those found guilty of lesser charge by trial
- 27A.460(9) Percentage of cases where jury trial taken
- 27A.460(10) Percentage of trials which are bench (court) trials

Shock Probation by Disposition Type
 27A.440(3)(b)

	Grand Total
0	0

27A.440(3)(b) Extracted data on shock probation shall be placed in the annual report of the Administrative Office of the Courts

* A case may consist of one or multiple convicted charges, the distinct count on cases counts the case only once.
 * Other Disposition types include: Denied, Extradition, Grand Jury, Granted, Merged, Mistrial, Grand Jury, Other, Remanded, and Sealed Records.



ADMINISTRATIVE OFFICE OF THE COURTS
Research and Statistics
Annual Report FY 2023
Circuit Court - Felony Criminal Cases
KNOTT COUNTY

Youthful Offenders

There were 0 Felony level charges and 0 Non-Felony level charges disposed within 0 Circuit Criminal cases during the fiscal year. Non-Felony charges include Misdemeanor, Violation, Local Ordinance, or Other charges within those cases.

27A.460(11)

	Charges	Cases
Felony		
Felony Amended to Non-Felony		

27A.460(11) The number of juvenile offenders tried as an adult

Of the 0 Felony level charges disposed within the Youthful Offender cases, 0 (None%) charges were convicted.

Youthful Offender

		Grand Total
Felony Charges by Disposition Type	0	0

Note: A youth charged prior to their 18th birthday, proceeded against as a youthful offender under KRS 635.020(7) may not be included in the above.

KRS 635.020(7) If a person who is eighteen (18) or older is charged with a felony that occurred prior to their eighteenth birthday, the court shall, upon motion of the county attorney made prior to adjudication and consultation with the Commonwealth's Attorney, the case may proceed in accordance with the provisions of KRS 640.010.

* A case may consist of one or multiple convicted charges, the distinct count on cases counts the case only once.

* Other disposition types include: Denied, Extradition, Grand Jury, Granted, Merged, Mistrial, Grand Jury, Other, Remanded, and Sealed Records.

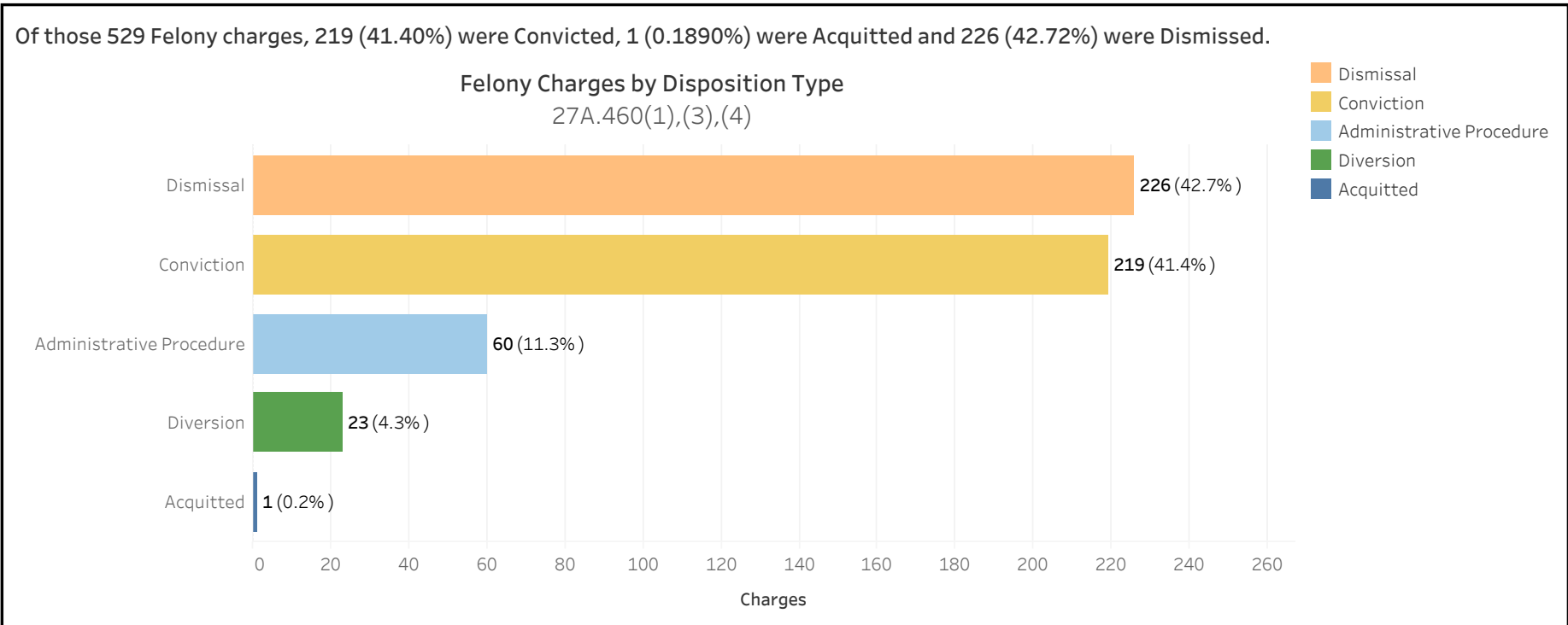


ADMINISTRATIVE OFFICE OF THE COURTS
Research and Statistics
 Annual Report FY 2023
 Circuit Court - Felony Criminal Cases

KNOX COUNTY

There were 529 Felony level charges and 8 Non-Felony level charges disposed within 270 Circuit Criminal cases during the Fiscal Year. Non-Felony charges include Misdemeanor, Violation, Local Ordinance or Other charges within those cases.

		Charges	Cases
KNOX	Felony	529	262
	Felony amended to Non-Felony	8	



27A.460(1) Conviction Percentages
 27A.460(3) Percentage of Acquittals
 27A.460(4) Percentage of Dismissals

* A case may consist of one or multiple convicted charges, the distinct count on cases counts the case only once.
 * Other Disposition types include: Denied, Extradition, Grand Jury, Granted, Merged, Mistrial, Grand Jury, Other, Remanded, and Sealed Records.



ADMINISTRATIVE OFFICE OF THE COURTS
Research and Statistics
 Annual Report FY 2023
 Circuit Court - Felony Criminal Cases

KNOX COUNTY

Felony Charges Convicted by Highest Penalty Type

Penalty Type	FELONY			MISDEMEANOR			VIOLATION			Grand Total		
	Charges	% of Chgs	Cases	Charges	% of Chgs	Cases	Charges	% of Chgs	Cases	Charges	% of Chgs	Cases
Incarcerated Prison	107	53.0%	93	3	7.7%	3				110	45.5%	95
Incarcerated Jail	19	9.4%	19	22	56.4%	20				41	16.9%	36
Alternative: Probation	67	33.2%	59	12	30.8%	11				79	32.6%	70
Alternative Sentence	1	0.5%	1	2	5.1%	2				3	1.2%	3
Other Penalty	7	3.5%	7				1	100.0%	1	8	3.3%	8
No Sentence	1	0.5%	1							1	0.4%	1
Grand Total	202	100.0%	176	39	100.0%	34	1	100.0%	1	242	100.0%	191

27A.460(2) Percentages of fines, imprisonment, or other penalty assessment

Original & Final Plea Type

		GUILTY	NOT GUILTY	UNKNOWN PLEA TYPE	Grand Total
Felony Charges	Original Plea		12 (2.3%)	517 (97.7%)	529 (100.0%)
	Final Plea	2 (0.4%)	10 (1.9%)	517 (97.7%)	529 (100.0%)
Felony amended to Non-Felony	Original Plea			8 (100.0%)	8 (100.0%)
	Final Plea			8 (100.0%)	8 (100.0%)

27A.460(5) Percentage of pleas as charges

27A.460(6) Percentage of pleas to reduce charges

* A case may consist of one or multiple convicted charges, the distinct count on cases counts the case only once.

* Convicted charges, percent of charges and the distinct count of cases are sorted by the highest sentence penalty for each of the convicted charges (Guilty, Guilty - Multiple Counts, Prepayable Citation - Paid or Guilty - Sealed Sentence, Enhanced).



ADMINISTRATIVE OFFICE OF THE COURTS
Research and Statistics
 Annual Report FY 2023
 Circuit Court - Felony Criminal Cases

KNOX COUNTY

Cases can have multiple charges which are heard either by a Court Trial, Jury Trial, No Trial or by a combination of trial types. Cases are categorized by how all the charges within the case were disposed. If all charges were disposed by the same trial type, it is counted in the separate category, otherwise, it is counted within the Mixed Trial category. If a charge had no trial type entered or it had No Trial, then it is counted in the No Trial category.

Cases by Trial Type
 27A.460(7), (8), (9), (10)

	Jury Trial	Mixed Trial	No Trial	Grand Total
Felony Amended to Non-Felony		1 12.50%	7 87.50%	8 100.00%
Felony Charges	2 0.76%	12 4.58%	248 94.66%	262 100.00%
Felony Convictions	1 0.57%	9 5.11%	166 94.32%	176 100.00%

- 27A.460(7) Percentage of disposition to guilty as charged by trial
- 27A.460(8) Percentage of those found guilty of lesser charge by trial
- 27A.460(9) Percentage of cases where jury trial taken
- 27A.460(10) Percentage of trials which are bench (court) trials

Shock Probation by Disposition Type
 27A.440(3)(b)

	Denied	Grand Total
0026090 SHOCK PROBATION IN FELONY CONVICTIONS	7 100.00%	7 100.00%

27A.440(3)(b) Extracted data on shock probation shall be placed in the annual report of the Administrative Office of the Courts

* A case may consist of one or multiple convicted charges, the distinct count on cases counts the case only once.
 * Other Disposition types include: Denied, Extradition, Grand Jury, Granted, Merged, Mistrial, Grand Jury, Other, Remanded, and Sealed Records.



ADMINISTRATIVE OFFICE OF THE COURTS
Research and Statistics
 Annual Report FY 2023
 Circuit Court - Felony Criminal Cases
KNOX COUNTY

Youthful Offenders

There were 0 Felony level charges and 0 Non-Felony level charges disposed within 0 Circuit Criminal cases during the fiscal year. Non-Felony charges include Misdemeanor, Violation, Local Ordinance, or Other charges within those cases.

27A.460(11)

	Charges	Cases
Felony		
Felony Amended to Non-Felony		

27A.460(11) The number of juvenile offenders tried as an adult

Of the 0 Felony level charges disposed within the Youthful Offender cases, 0 (None%) charges were convicted.

Youthful Offender

		Grand Total
Felony Charges by Disposition Type	0	0

Note: A youth charged prior to their 18th birthday, proceeded against as a youthful offender under KRS 635.020(7) may not be included in the above.

KRS 635.020(7) If a person who is eighteen (18) or older is charged with a felony that occurred prior to their eighteenth birthday, the court shall, upon motion of the county attorney made prior to adjudication and consultation with the Commonwealth's Attorney, the case may proceed in accordance with the provisions of KRS 640.010.

* A case may consist of one or multiple convicted charges, the distinct count on cases counts the case only once.

* Other disposition types include: Denied, Extradition, Grand Jury, Granted, Merged, Mistrial, Grand Jury, Other, Remanded, and Sealed Records.

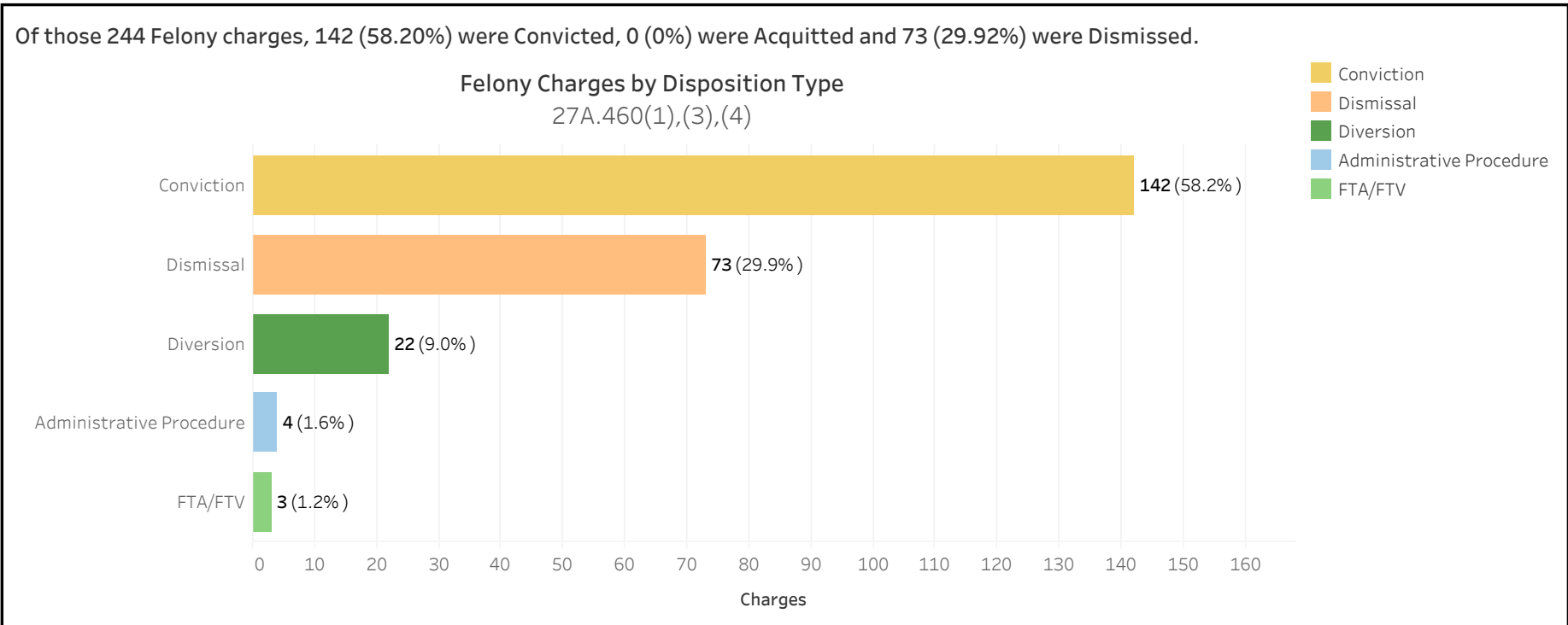


ADMINISTRATIVE OFFICE OF THE COURTS
Research and Statistics
 Annual Report FY 2023
 Circuit Court - Felony Criminal Cases

LARUE COUNTY

There were 244 Felony level charges and 50 Non-Felony level charges disposed within 163 Circuit Criminal cases during the Fiscal Year. Non-Felony charges include Misdemeanor, Violation, Local Ordinance or Other charges within those cases.

		Charges	Cases
LARUE	Felony	244	125
	Felony amended to Non-Felony	50	



27A.460(1) Conviction Percentages
 27A.460(3) Percentage of Acquittals
 27A.460(4) Percentage of Dismissals

* A case may consist of one or multiple convicted charges, the distinct count on cases counts the case only once.
 * Other Disposition types include: Denied, Extradition, Grand Jury, Granted, Merged, Mistrial, Grand Jury, Other, Remanded, and Sealed Records.



ADMINISTRATIVE OFFICE OF THE COURTS
Research and Statistics
 Annual Report FY 2023
 Circuit Court - Felony Criminal Cases

LARUE COUNTY

Felony Charges Convicted by Highest Penalty Type

Penalty Type	FELONY			MISDEMEANOR			VIOLATION			Grand Total		
	Charges	% of Chgs	Cases	Charges	% of Chgs	Cases	Charges	% of Chgs	Cases	Charges	% of Chgs	Cases
Incarcerated Prison	44	31.2%	16							44	12.4%	16
Incarcerated Jail	15	10.6%	13	95	49.2%	38				110	30.9%	44
Alternative: Probation	80	56.7%	47	57	29.5%	30				137	38.5%	48
Alternative: Cond. Discharged	1	0.7%	1	35	18.1%	15				36	10.1%	16
Alternative Sentence	1	0.7%	1	1	0.5%	1				2	0.6%	1
Pay Fine				1	0.5%	1	22	100.0%	14	23	6.5%	14
No Sentence				4	2.1%	4				4	1.1%	4
Grand Total	141	100.0%	76	193	100.0%	84	22	100.0%	14	356	100.0%	117

27A.460(2) Percentages of fines, imprisonment, or other penalty assessment

Original & Final Plea Type

		GUILTY	NOT GUILTY	UNKNOWN PLEA TYPE	Grand Total
Felony Charges	Original Plea	2 (0.8%)	3 (1.2%)	239 (98.0%)	244 (100.0%)
	Final Plea	5 (2.0%)		239 (98.0%)	244 (100.0%)
Felony amended to Non-Felony	Original Plea			50 (100.0%)	50 (100.0%)
	Final Plea			50 (100.0%)	50 (100.0%)

27A.460(5) Percentage of pleas as charges

27A.460(6) Percentage of pleas to reduce charges

* A case may consist of one or multiple convicted charges, the distinct count on cases counts the case only once.

* Convicted charges, percent of charges and the distinct count of cases are sorted by the highest sentence penalty for each of the convicted charges (Guilty, Guilty - Multiple Counts, Prepayable Citation - Paid or Guilty - Sealed Sentence, Enhanced).



ADMINISTRATIVE OFFICE OF THE COURTS
Research and Statistics
 Annual Report FY 2023
 Circuit Court - Felony Criminal Cases

LARUE COUNTY

Cases can have multiple charges which are heard either by a Court Trial, Jury Trial, No Trial or by a combination of trial types. Cases are categorized by how all the charges within the case were disposed. If all charges were disposed by the same trial type, it is counted in the separate category, otherwise, it is counted within the Mixed Trial category. If a charge had no trial type entered or it had No Trial, then it is counted in the No Trial category.

Cases by Trial Type
 27A.460(7), (8), (9), (10)

	Mixed Trial	No Trial	Grand Total
Felony Amended to Non-Felony	1 2.63%	37 97.37%	38 100.00%
Felony Charges	2 1.60%	123 98.40%	125 100.00%
Felony Convictions	1 1.30%	76 98.70%	77 100.00%

- 27A.460(7) Percentage of disposition to guilty as charged by trial
- 27A.460(8) Percentage of those found guilty of lesser charge by trial
- 27A.460(9) Percentage of cases where jury trial taken
- 27A.460(10) Percentage of trials which are bench (court) trials

Shock Probation by Disposition Type
 27A.440(3)(b)

	Denied	Granted	Withdrawn	Grand Total
0026090 SHOCK PROBATION IN FELONY CONVICTIONS	16 88.89%	1 5.56%	1 5.56%	18 100.00%

27A.440(3)(b) Extracted data on shock probation shall be placed in the annual report of the Administrative Office of the Courts

* A case may consist of one or multiple convicted charges, the distinct count on cases counts the case only once.
 * Other Disposition types include: Denied, Extradition, Grand Jury, Granted, Merged, Mistrial, Grand Jury, Other, Remanded, and Sealed Records.



ADMINISTRATIVE OFFICE OF THE COURTS
Research and Statistics
Annual Report FY 2023
Circuit Court - Felony Criminal Cases
LARUE COUNTY

Youthful Offenders

There were 0 Felony level charges and 0 Non-Felony level charges disposed within 0 Circuit Criminal cases during the fiscal year. Non-Felony charges include Misdemeanor, Violation, Local Ordinance, or Other charges within those cases.

27A.460(11)

	Charges	Cases
Felony		
Felony Amended to Non-Felony		

27A.460(11) The number of juvenile offenders tried as an adult

Of the 0 Felony level charges disposed within the Youthful Offender cases, 0 (None%) charges were convicted.

Youthful Offender

		Grand Total
Felony Charges by Disposition Type	0	0

Note: A youth charged prior to their 18th birthday, proceeded against as a youthful offender under KRS 635.020(7) may not be included in the above.

KRS 635.020(7) If a person who is eighteen (18) or older is charged with a felony that occurred prior to their eighteenth birthday, the court shall, upon motion of the county attorney made prior to adjudication and consultation with the Commonwealth's Attorney, the case may proceed in accordance with the provisions of KRS 640.010.

* A case may consist of one or multiple convicted charges, the distinct count on cases counts the case only once.

* Other disposition types include: Denied, Extradition, Grand Jury, Granted, Merged, Mistrial, Grand Jury, Other, Remanded, and Sealed Records.

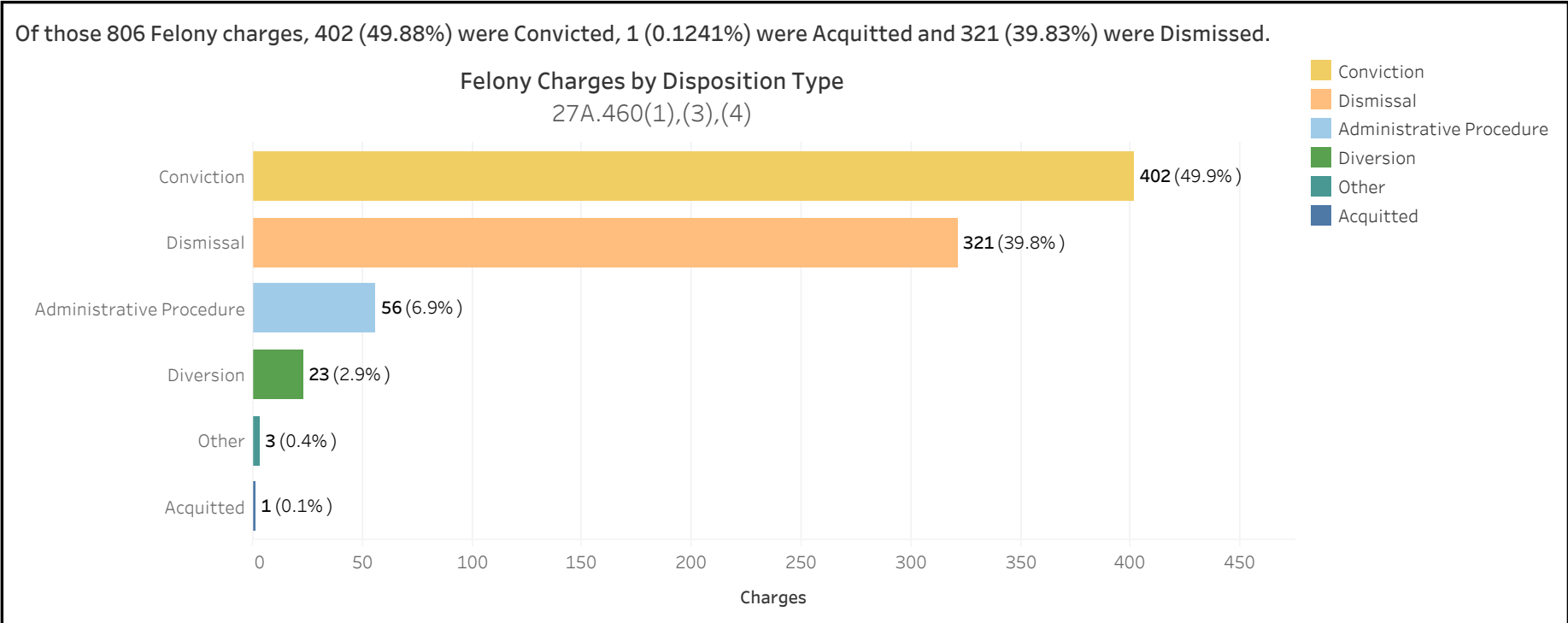


ADMINISTRATIVE OFFICE OF THE COURTS
Research and Statistics
 Annual Report FY 2023
 Circuit Court - Felony Criminal Cases

LAUREL COUNTY

There were 806 Felony level charges and 17 Non-Felony level charges disposed within 490 Circuit Criminal cases during the Fiscal Year. Non-Felony charges include Misdemeanor, Violation, Local Ordinance or Other charges within those cases.

		Charges	Cases
LAUREL	Felony	806	473
	Felony amended to Non-Felony	17	



27A.460(1) Conviction Percentages
 27A.460(3) Percentage of Acquittals
 27A.460(4) Percentage of Dismissals

* A case may consist of one or multiple convicted charges, the distinct count on cases counts the case only once.
 * Other Disposition types include: Denied, Extradition, Grand Jury, Granted, Merged, Mistrial, Grand Jury, Other, Remanded, and Sealed Records.



ADMINISTRATIVE OFFICE OF THE COURTS
Research and Statistics
 Annual Report FY 2023
 Circuit Court - Felony Criminal Cases

LAUREL COUNTY

Felony Charges Convicted by Highest Penalty Type

Penalty Type	FELONY			MISDEMEANOR			VIOLATION			Grand Total		
	Charges	% of Chgs	Cases	Charges	% of Chgs	Cases	Charges	% of Chgs	Cases	Charges	% of Chgs	Cases
Incarcerated Prison	181	46.3%	144							181	40.0%	144
Incarcerated Jail	59	15.1%	55	31	52.5%	26	1	50.0%	1	91	20.1%	76
Alternative: Probation	141	36.1%	131	25	42.4%	24				166	36.7%	151
Pay Fine							1	50.0%	1	1	0.2%	1
Pay Court Cost	3	0.8%	3							3	0.7%	3
Other Penalty	1	0.3%	1	3	5.1%	3				4	0.9%	4
No Sentence	6	1.5%	6							6	1.3%	6
Grand Total	391	100.0%	336	59	100.0%	51	2	100.0%	2	452	100.0%	362

27A.460(2) Percentages of fines, imprisonment, or other penalty assessment

Original & Final Plea Type

		GUILTY	NOT GUILTY	UNKNOWN PLEA TYPE	Grand Total
Felony Charges	Original Plea		13 (1.6%)	793 (98.4%)	806 (100.0%)
	Final Plea	53 (6.6%)	10 (1.2%)	743 (92.2%)	806 (100.0%)
Felony amended to Non-Felony	Original Plea			17 (100.0%)	17 (100.0%)
	Final Plea			17 (100.0%)	17 (100.0%)

27A.460(5) Percentage of pleas as charges

27A.460(6) Percentage of pleas to reduce charges

* A case may consist of one or multiple convicted charges, the distinct count on cases counts the case only once.

* Convicted charges, percent of charges and the distinct count of cases are sorted by the highest sentence penalty for each of the convicted charges (Guilty, Guilty - Multiple Counts, Prepayable Citation - Paid or Guilty - Sealed Sentence, Enhanced).



ADMINISTRATIVE OFFICE OF THE COURTS
Research and Statistics
 Annual Report FY 2023
 Circuit Court - Felony Criminal Cases

LAUREL COUNTY

Cases can have multiple charges which are heard either by a Court Trial, Jury Trial, No Trial or by a combination of trial types. Cases are categorized by how all the charges within the case were disposed. If all charges were disposed by the same trial type, it is counted in the separate category, otherwise, it is counted within the Mixed Trial category. If a charge had no trial type entered or it had No Trial, then it is counted in the No Trial category.

Cases by Trial Type
 27A.460(7), (8), (9), (10)

	Jury Trial	Mixed Trial	No Trial	Grand Total
Felony Amended to Non-Felony			17	17
			100.00%	100.00%
Felony Charges	3	51	419	473
	0.63%	10.78%	88.58%	100.00%
Felony Convictions	1	31	304	336
	0.30%	9.23%	90.48%	100.00%

- 27A.460(7) Percentage of disposition to guilty as charged by trial
- 27A.460(8) Percentage of those found guilty of lesser charge by trial
- 27A.460(9) Percentage of cases where jury trial taken
- 27A.460(10) Percentage of trials which are bench (court) trials

Shock Probation by Disposition Type
 27A.440(3)(b)

	Denied	Granted	Withdrawn	Grand Total
0026090 SHOCK PROBATION IN FELONY CONVICTIONS	18	4	1	23
	78.26%	17.39%	4.35%	100.00%

27A.440(3)(b) Extracted data on shock probation shall be placed in the annual report of the Administrative Office of the Courts

* A case may consist of one or multiple convicted charges, the distinct count on cases counts the case only once.
 * Other Disposition types include: Denied, Extradition, Grand Jury, Granted, Merged, Mistrial, Grand Jury, Other, Remanded, and Sealed Records.



ADMINISTRATIVE OFFICE OF THE COURTS
Research and Statistics
Annual Report FY 2023
Circuit Court - Felony Criminal Cases
LAUREL COUNTY

Youthful Offenders

There were 0 Felony level charges and 0 Non-Felony level charges disposed within 0 Circuit Criminal cases during the fiscal year. Non-Felony charges include Misdemeanor, Violation, Local Ordinance, or Other charges within those cases.

27A.460(11)

	Charges	Cases
Felony		
Felony Amended to Non-Felony		

27A.460(11) The number of juvenile offenders tried as an adult

Of the 0 Felony level charges disposed within the Youthful Offender cases, 0 (None%) charges were convicted.

Youthful Offender

		Grand Total
Felony Charges by Disposition Type	0	0

Note: A youth charged prior to their 18th birthday, proceeded against as a youthful offender under KRS 635.020(7) may not be included in the above.

KRS 635.020(7) If a person who is eighteen (18) or older is charged with a felony that occurred prior to their eighteenth birthday, the court shall, upon motion of the county attorney made prior to adjudication and consultation with the Commonwealth's Attorney, the case may proceed in accordance with the provisions of KRS 640.010.

* A case may consist of one or multiple convicted charges, the distinct count on cases counts the case only once.

* Other disposition types include: Denied, Extradition, Grand Jury, Granted, Merged, Mistrial, Grand Jury, Other, Remanded, and Sealed Records.

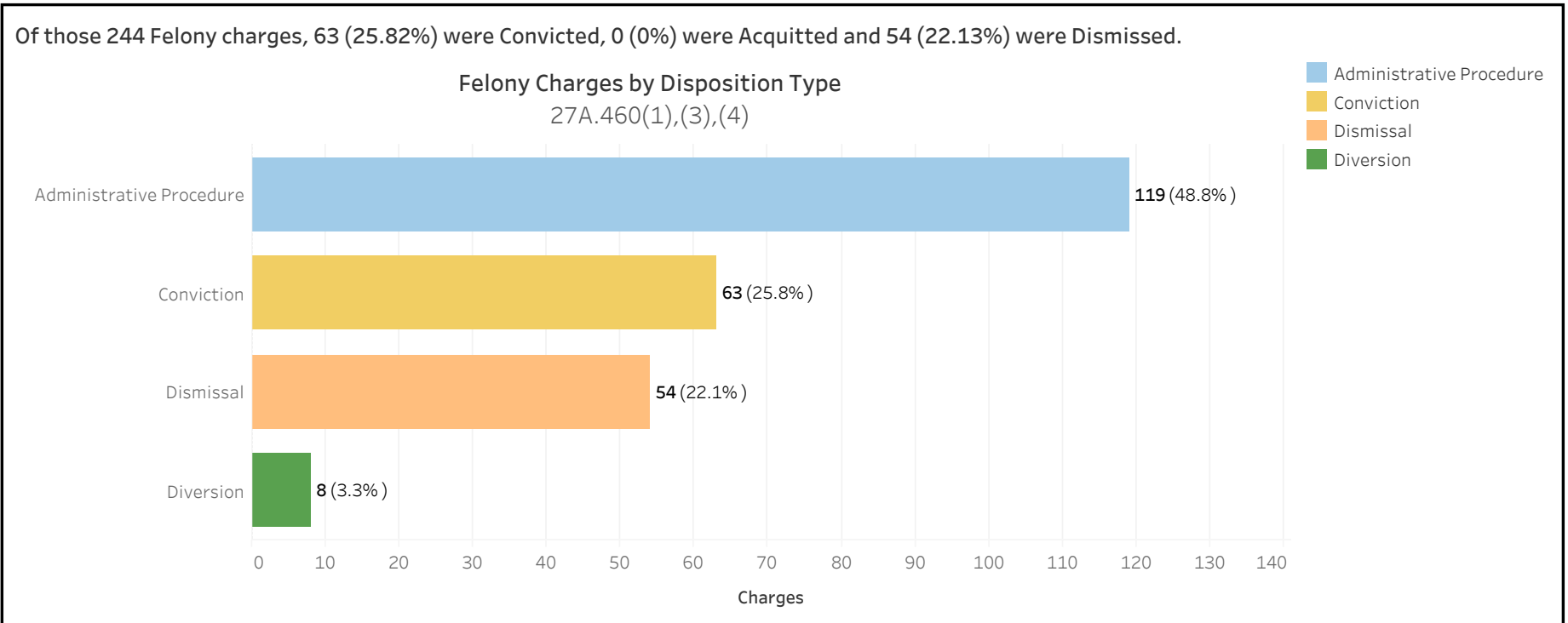


ADMINISTRATIVE OFFICE OF THE COURTS
Research and Statistics
 Annual Report FY 2023
 Circuit Court - Felony Criminal Cases

LAWRENCE COUNTY

There were 244 Felony level charges and 39 Non-Felony level charges disposed within 214 Circuit Criminal cases during the Fiscal Year. Non-Felony charges include Misdemeanor, Violation, Local Ordinance or Other charges within those cases.

		Charges	Cases
LAWRENCE	Felony	244	177
	Felony amended to Non-Felony	39	



27A.460(1) Conviction Percentages
 27A.460(3) Percentage of Acquittals
 27A.460(4) Percentage of Dismissals

* A case may consist of one or multiple convicted charges, the distinct count on cases counts the case only once.
 * Other Disposition types include: Denied, Extradition, Grand Jury, Granted, Merged, Mistrial, Grand Jury, Other, Remanded, and Sealed Records.



ADMINISTRATIVE OFFICE OF THE COURTS
Research and Statistics
 Annual Report FY 2023
 Circuit Court - Felony Criminal Cases

LAWRENCE COUNTY

Felony Charges Convicted by Highest Penalty Type

Penalty Type	FELONY			MISDEMEANOR			Grand Total		
	Charges	% of Chgs	Cases	Charges	% of Chgs	Cases	Charges	% of Chgs	Cases
Incarcerated Prison	29	46.0%	20				29	19.7%	20
Incarcerated Jail	9	14.3%	8	41	48.8%	30	50	34.0%	34
Alternative: Home Incarcerati..				2	2.4%	2	2	1.4%	2
Alternative: Probation	25	39.7%	23	38	45.2%	26	63	42.9%	36
Alternative Sentence				1	1.2%	1	1	0.7%	1
No Sentence				2	2.4%	2	2	1.4%	2
Grand Total	63	100.0%	51	84	100.0%	59	147	100.0%	87

27A.460(2) Percentages of fines, imprisonment, or other penalty assessment

Original & Final Plea Type

		GUILTY	NOT GUILTY	UNKNOWN PLEA TYPE	Grand Total
Felony Charges	Original Plea		27 (11.1%)	217 (88.9%)	244 (100.0%)
	Final Plea	17 (7.0%)	10 (4.1%)	217 (88.9%)	244 (100.0%)
Felony amended to Non-Felony	Original Plea		7 (17.9%)	32 (82.1%)	39 (100.0%)
	Final Plea		7 (17.9%)	32 (82.1%)	39 (100.0%)

27A.460(5) Percentage of pleas as charges

27A.460(6) Percentage of pleas to reduce charges

* A case may consist of one or multiple convicted charges, the distinct count on cases counts the case only once.

* Convicted charges, percent of charges and the distinct count of cases are sorted by the highest sentence penalty for each of the convicted charges (Guilty, Guilty - Multiple Counts, Prepayable Citation - Paid or Guilty - Sealed Sentence, Enhanced).



ADMINISTRATIVE OFFICE OF THE COURTS
Research and Statistics
 Annual Report FY 2023
 Circuit Court - Felony Criminal Cases

LAWRENCE COUNTY

Cases can have multiple charges which are heard either by a Court Trial, Jury Trial, No Trial or by a combination of trial types. Cases are categorized by how all the charges within the case were disposed. If all charges were disposed by the same trial type, it is counted in the separate category, otherwise, it is counted within the Mixed Trial category. If a charge had no trial type entered or it had No Trial, then it is counted in the No Trial category.

Cases by Trial Type
 27A.460(7), (8), (9), (10)

	Mixed Trial	No Trial	Grand Total
Felony Amended to Non-Felony		37	37
		100.00%	100.00%
Felony Charges	1	176	177
	0.56%	99.44%	100.00%
Felony Convictions	1	50	51
	1.96%	98.04%	100.00%

- 27A.460(7) Percentage of disposition to guilty as charged by trial
- 27A.460(8) Percentage of those found guilty of lesser charge by trial
- 27A.460(9) Percentage of cases where jury trial taken
- 27A.460(10) Percentage of trials which are bench (court) trials

Shock Probation by Disposition Type
 27A.440(3)(b)

	Grand Total
0	0

27A.440(3)(b) Extracted data on shock probation shall be placed in the annual report of the Administrative Office of the Courts

* A case may consist of one or multiple convicted charges, the distinct count on cases counts the case only once.
 * Other Disposition types include: Denied, Extradition, Grand Jury, Granted, Merged, Mistrial, Grand Jury, Other, Remanded, and Sealed Records.



ADMINISTRATIVE OFFICE OF THE COURTS
Research and Statistics
 Annual Report FY 2023
 Circuit Court - Felony Criminal Cases
LAWRENCE COUNTY

Youthful Offenders

There were 0 Felony level charges and 0 Non-Felony level charges disposed within 0 Circuit Criminal cases during the fiscal year. Non-Felony charges include Misdemeanor, Violation, Local Ordinance, or Other charges within those cases.

27A.460(11)

	Charges	Cases
Felony		
Felony Amended to Non-Felony		

27A.460(11) The number of juvenile offenders tried as an adult

Of the 0 Felony level charges disposed within the Youthful Offender cases, 0 (None%) charges were convicted.

Youthful Offender

	Grand Total
Felony Charges by Disposition Type	0

Note: A youth charged prior to their 18th birthday, proceeded against as a youthful offender under KRS 635.020(7) may not be included in the above.

KRS 635.020(7) If a person who is eighteen (18) or older is charged with a felony that occurred prior to their eighteenth birthday, the court shall, upon motion of the county attorney made prior to adjudication and consultation with the Commonwealth's Attorney, the case may proceed in accordance with the provisions of KRS 640.010.

* A case may consist of one or multiple convicted charges, the distinct count on cases counts the case only once.

* Other disposition types include: Denied, Extradition, Grand Jury, Granted, Merged, Mistrial, Grand Jury, Other, Remanded, and Sealed Records.

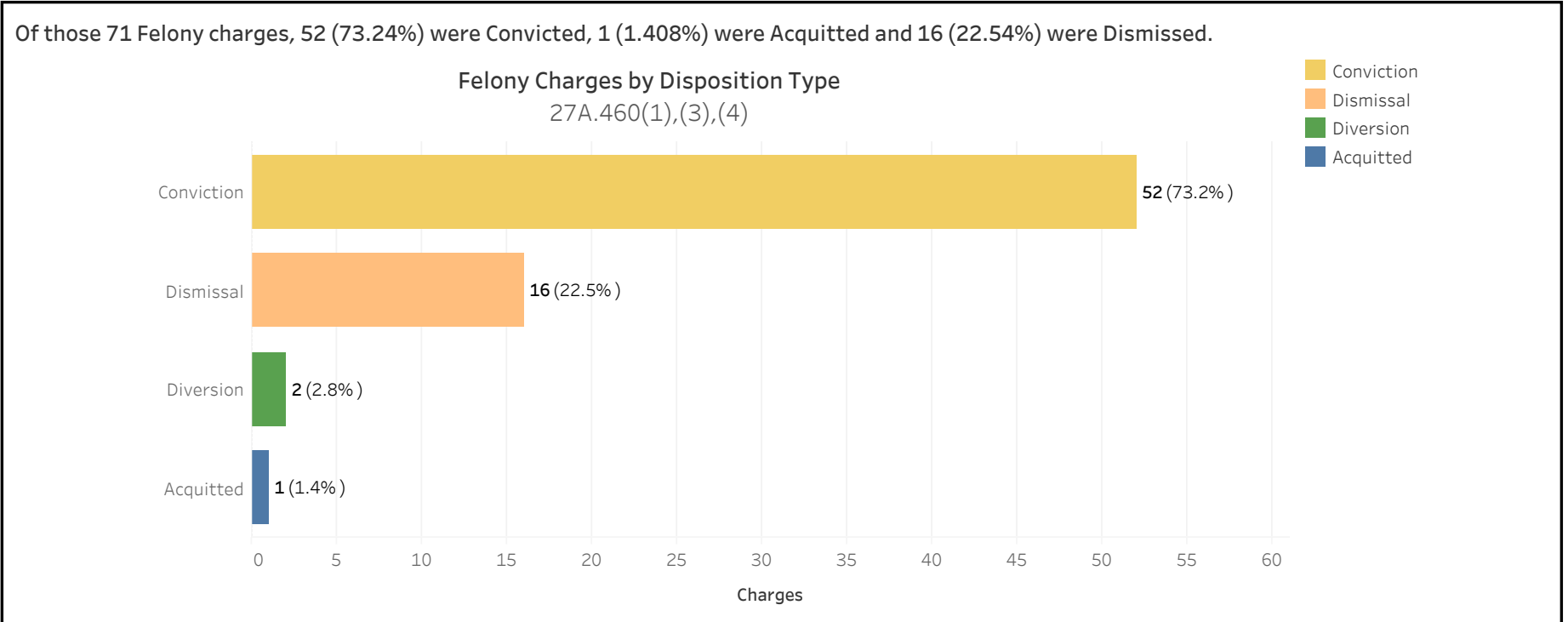


ADMINISTRATIVE OFFICE OF THE COURTS
Research and Statistics
 Annual Report FY 2023
 Circuit Court - Felony Criminal Cases

LEE COUNTY

There were 71 Felony level charges and 5 Non-Felony level charges disposed within 51 Circuit Criminal cases during the Fiscal Year. Non-Felony charges include Misdemeanor, Violation, Local Ordinance or Other charges within those cases.

		Charges	Cases
LEE	Felony	71	47
	Felony amended to Non-Felony	5	



27A.460(1) Conviction Percentages
 27A.460(3) Percentage of Acquittals
 27A.460(4) Percentage of Dismissals

* A case may consist of one or multiple convicted charges, the distinct count on cases counts the case only once.
 * Other Disposition types include: Denied, Extradition, Grand Jury, Granted, Merged, Mistrial, Grand Jury, Other, Remanded, and Sealed Records.



ADMINISTRATIVE OFFICE OF THE COURTS
Research and Statistics
 Annual Report FY 2023
 Circuit Court - Felony Criminal Cases

LEE COUNTY

Felony Charges Convicted by Highest Penalty Type

Penalty Type	FELONY			MISDEMEANOR			VIOLATION			Grand Total		
	Charges	% of Chgs	Cases	Charges	% of Chgs	Cases	Charges	% of Chgs	Cases	Charges	% of Chgs	Cases
Incarcerated Prison	14	26.9%	13	1	6.7%	1				15	20.8%	14
Incarcerated Jail	11	21.2%	10	7	46.7%	5				18	25.0%	15
Alternative: Home Incarcerati..	1	1.9%	1							1	1.4%	1
Alternative: Probation	4	7.7%	2							4	5.6%	2
Alternative: Cond. Discharged	2	3.8%	2	1	6.7%	1				3	4.2%	3
Alternative Sentence	2	3.8%	2				1	20.0%	1	3	4.2%	3
Other Penalty	1	1.9%	1							1	1.4%	1
No Sentence	17	32.7%	11	6	40.0%	3	4	80.0%	1	27	37.5%	13
Grand Total	52	100.0%	36	15	100.0%	10	5	100.0%	1	72	100.0%	41

27A.460(2) Percentages of fines, imprisonment, or other penalty assessment

Original & Final Plea Type

		GUILTY	NOT GUILTY	UNKNOWN PLEA TYPE	Grand Total
Felony Charges	Original Plea	23 (32.4%)	35 (49.3%)	13 (18.3%)	71 (100.0%)
	Final Plea	56 (78.9%)	2 (2.8%)	13 (18.3%)	71 (100.0%)
Felony amended to Non-Felony	Original Plea	2 (40.0%)	1 (20.0%)	2 (40.0%)	5 (100.0%)
	Final Plea	2 (40.0%)	1 (20.0%)	2 (40.0%)	5 (100.0%)

27A.460(5) Percentage of pleas as charges

27A.460(6) Percentage of pleas to reduce charges

* A case may consist of one or multiple convicted charges, the distinct count on cases counts the case only once.

* Convicted charges, percent of charges and the distinct count of cases are sorted by the highest sentence penalty for each of the convicted charges (Guilty, Guilty - Multiple Counts, Prepayable Citation - Paid or Guilty - Sealed Sentence, Enhanced).



ADMINISTRATIVE OFFICE OF THE COURTS
Research and Statistics
 Annual Report FY 2023
 Circuit Court - Felony Criminal Cases

LEE COUNTY

Cases can have multiple charges which are heard either by a Court Trial, Jury Trial, No Trial or by a combination of trial types. Cases are categorized by how all the charges within the case were disposed. If all charges were disposed by the same trial type, it is counted in the separate category, otherwise, it is counted within the Mixed Trial category. If a charge had no trial type entered or it had No Trial, then it is counted in the No Trial category.

Cases by Trial Type
 27A.460(7), (8), (9), (10)

	Mixed Trial	No Trial	Grand Total
Felony Amended to Non-Felony		4	4
		100.00%	100.00%
Felony Charges	1	46	47
	2.13%	97.87%	100.00%
Felony Convictions	1	35	36
	2.78%	97.22%	100.00%

- 27A.460(7) Percentage of disposition to guilty as charged by trial
- 27A.460(8) Percentage of those found guilty of lesser charge by trial
- 27A.460(9) Percentage of cases where jury trial taken
- 27A.460(10) Percentage of trials which are bench (court) trials

Shock Probation by Disposition Type
 27A.440(3)(b)

	Grand Total
0	0

27A.440(3)(b) Extracted data on shock probation shall be placed in the annual report of the Administrative Office of the Courts

* A case may consist of one or multiple convicted charges, the distinct count on cases counts the case only once.
 * Other Disposition types include: Denied, Extradition, Grand Jury, Granted, Merged, Mistrial, Grand Jury, Other, Remanded, and Sealed Records.



ADMINISTRATIVE OFFICE OF THE COURTS
Research and Statistics
Annual Report FY 2023
Circuit Court - Felony Criminal Cases
LEE COUNTY

Youthful Offenders

There were 0 Felony level charges and 0 Non-Felony level charges disposed within 0 Circuit Criminal cases during the fiscal year. Non-Felony charges include Misdemeanor, Violation, Local Ordinance, or Other charges within those cases.

27A.460(11)

	Charges	Cases
Felony		
Felony Amended to Non-Felony		

27A.460(11) The number of juvenile offenders tried as an adult

Of the 0 Felony level charges disposed within the Youthful Offender cases, 0 (None%) charges were convicted.

Youthful Offender

		Grand Total
Felony Charges by Disposition Type	0	0

Note: A youth charged prior to their 18th birthday, proceeded against as a youthful offender under KRS 635.020(7) may not be included in the above.

KRS 635.020(7) If a person who is eighteen (18) or older is charged with a felony that occurred prior to their eighteenth birthday, the court shall, upon motion of the county attorney made prior to adjudication and consultation with the Commonwealth's Attorney, the case may proceed in accordance with the provisions of KRS 640.010.

* A case may consist of one or multiple convicted charges, the distinct count on cases counts the case only once.

* Other disposition types include: Denied, Extradition, Grand Jury, Granted, Merged, Mistrial, Grand Jury, Other, Remanded, and Sealed Records.

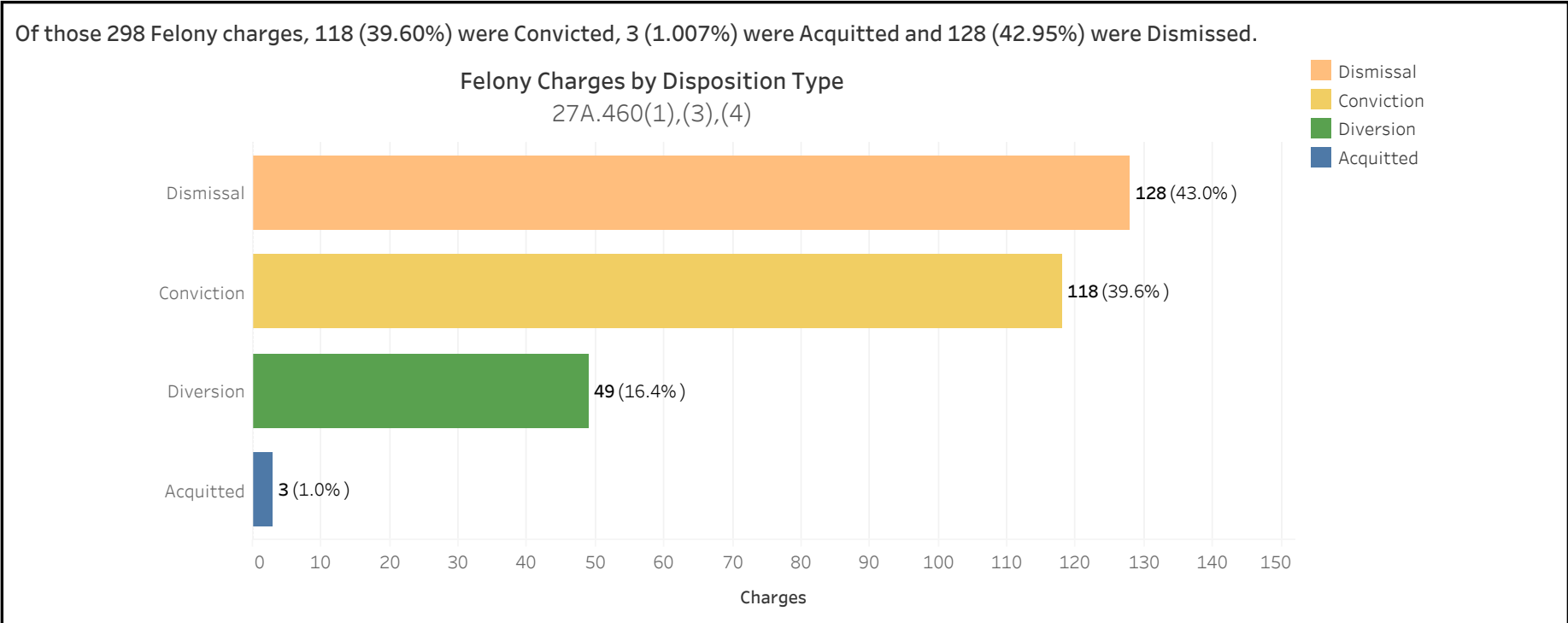


ADMINISTRATIVE OFFICE OF THE COURTS
Research and Statistics
 Annual Report FY 2023
 Circuit Court - Felony Criminal Cases

LESLIE COUNTY

There were 298 Felony level charges and 4 Non-Felony level charges disposed within 176 Circuit Criminal cases during the Fiscal Year. Non-Felony charges include Misdemeanor, Violation, Local Ordinance or Other charges within those cases.

		Charges	Cases
LESLIE	Felony	298	172
	Felony amended to Non-Felony	4	



27A.460(1) Conviction Percentages
 27A.460(3) Percentage of Acquittals
 27A.460(4) Percentage of Dismissals

* A case may consist of one or multiple convicted charges, the distinct count on cases counts the case only once.
 * Other Disposition types include: Denied, Extradition, Grand Jury, Granted, Merged, Mistrial, Grand Jury, Other, Remanded, and Sealed Records.



ADMINISTRATIVE OFFICE OF THE COURTS
Research and Statistics
 Annual Report FY 2023
 Circuit Court - Felony Criminal Cases

LESLIE COUNTY

Felony Charges Convicted by Highest Penalty Type

Penalty Type	FELONY			MISDEMEANOR			VIOLATION			Grand Total		
	Charges	% of Chgs	Cases	Charges	% of Chgs	Cases	Charges	% of Chgs	Cases	Charges	% of Chgs	Cases
Incarcerated Prison	37	31.4%	31	2	5.4%	2				39	24.8%	32
Incarcerated Jail	20	16.9%	17	14	37.8%	13				34	21.7%	28
Alternative: Probation	58	49.2%	48	10	27.0%	8				68	43.3%	54
Alternative: Cond. Discharged				3	8.1%	2				3	1.9%	2
Alternative Sentence				1	2.7%	1				1	0.6%	1
Pay Fine				6	16.2%	6	2	100.0%	2	8	5.1%	8
Pay Court Cost	1	0.8%	1	1	2.7%	1				2	1.3%	2
Other Penalty	1	0.8%	1							1	0.6%	1
No Sentence	1	0.8%	1							1	0.6%	1
Grand Total	118	100.0%	99	37	100.0%	28	2	100.0%	2	157	100.0%	116

27A.460(2) Percentages of fines, imprisonment, or other penalty assessment

Original & Final Plea Type

		UNKNOWN PLEA TYPE	Grand Total
Felony Charges	Original Plea	298 (100.0%)	298 (100.0%)
	Final Plea	298 (100.0%)	298 (100.0%)
Felony amended to Non-Felony	Original Plea	4 (100.0%)	4 (100.0%)
	Final Plea	4 (100.0%)	4 (100.0%)

27A.460(5) Percentage of pleas as charges

27A.460(6) Percentage of pleas to reduce charges

* A case may consist of one or multiple convicted charges, the distinct count on cases counts the case only once.

* Convicted charges, percent of charges and the distinct count of cases are sorted by the highest sentence penalty for each of the convicted charges (Guilty, Guilty - Multiple Counts, Prepayable Citation - Paid or Guilty - Sealed Sentence, Enhanced).



ADMINISTRATIVE OFFICE OF THE COURTS
Research and Statistics
 Annual Report FY 2023
 Circuit Court - Felony Criminal Cases

LESLIE COUNTY

Cases can have multiple charges which are heard either by a Court Trial, Jury Trial, No Trial or by a combination of trial types. Cases are categorized by how all the charges within the case were disposed. If all charges were disposed by the same trial type, it is counted in the separate category, otherwise, it is counted within the Mixed Trial category. If a charge had no trial type entered or it had No Trial, then it is counted in the No Trial category.

Cases by Trial Type
 27A.460(7), (8), (9), (10)

	Jury Trial	Mixed Trial	No Trial	Grand Total
Felony Amended to Non-Felony			4	4
			100.00%	100.00%
Felony Charges	1	4	167	172
	0.58%	2.33%	97.09%	100.00%
Felony Convictions	1	4	94	99
	1.01%	4.04%	94.95%	100.00%

- 27A.460(7) Percentage of disposition to guilty as charged by trial
- 27A.460(8) Percentage of those found guilty of lesser charge by trial
- 27A.460(9) Percentage of cases where jury trial taken
- 27A.460(10) Percentage of trials which are bench (court) trials

Shock Probation by Disposition Type
 27A.440(3)(b)

	Denied	Granted	Grand Total
0026090 SHOCK PROBATION IN FELONY CONVICTIONS	7	3	10
	70.00%	30.00%	100.00%

27A.440(3)(b) Extracted data on shock probation shall be placed in the annual report of the Administrative Office of the Courts

* A case may consist of one or multiple convicted charges, the distinct count on cases counts the case only once.
 * Other Disposition types include: Denied, Extradition, Grand Jury, Granted, Merged, Mistrial, Grand Jury, Other, Remanded, and Sealed Records.



ADMINISTRATIVE OFFICE OF THE COURTS
Research and Statistics
Annual Report FY 2023
Circuit Court - Felony Criminal Cases
LESLIE COUNTY

Youthful Offenders

There were 0 Felony level charges and 0 Non-Felony level charges disposed within 0 Circuit Criminal cases during the fiscal year. Non-Felony charges include Misdemeanor, Violation, Local Ordinance, or Other charges within those cases.

27A.460(11)

	Charges	Cases
Felony		
Felony Amended to Non-Felony		

27A.460(11) The number of juvenile offenders tried as an adult

Of the 0 Felony level charges disposed within the Youthful Offender cases, 0 (None%) charges were convicted.

Youthful Offender

		Grand Total
Felony Charges by Disposition Type	0	0

Note: A youth charged prior to their 18th birthday, proceeded against as a youthful offender under KRS 635.020(7) may not be included in the above.

KRS 635.020(7) If a person who is eighteen (18) or older is charged with a felony that occurred prior to their eighteenth birthday, the court shall, upon motion of the county attorney made prior to adjudication and consultation with the Commonwealth's Attorney, the case may proceed in accordance with the provisions of KRS 640.010.

* A case may consist of one or multiple convicted charges, the distinct count on cases counts the case only once.

* Other disposition types include: Denied, Extradition, Grand Jury, Granted, Merged, Mistrial, Grand Jury, Other, Remanded, and Sealed Records.

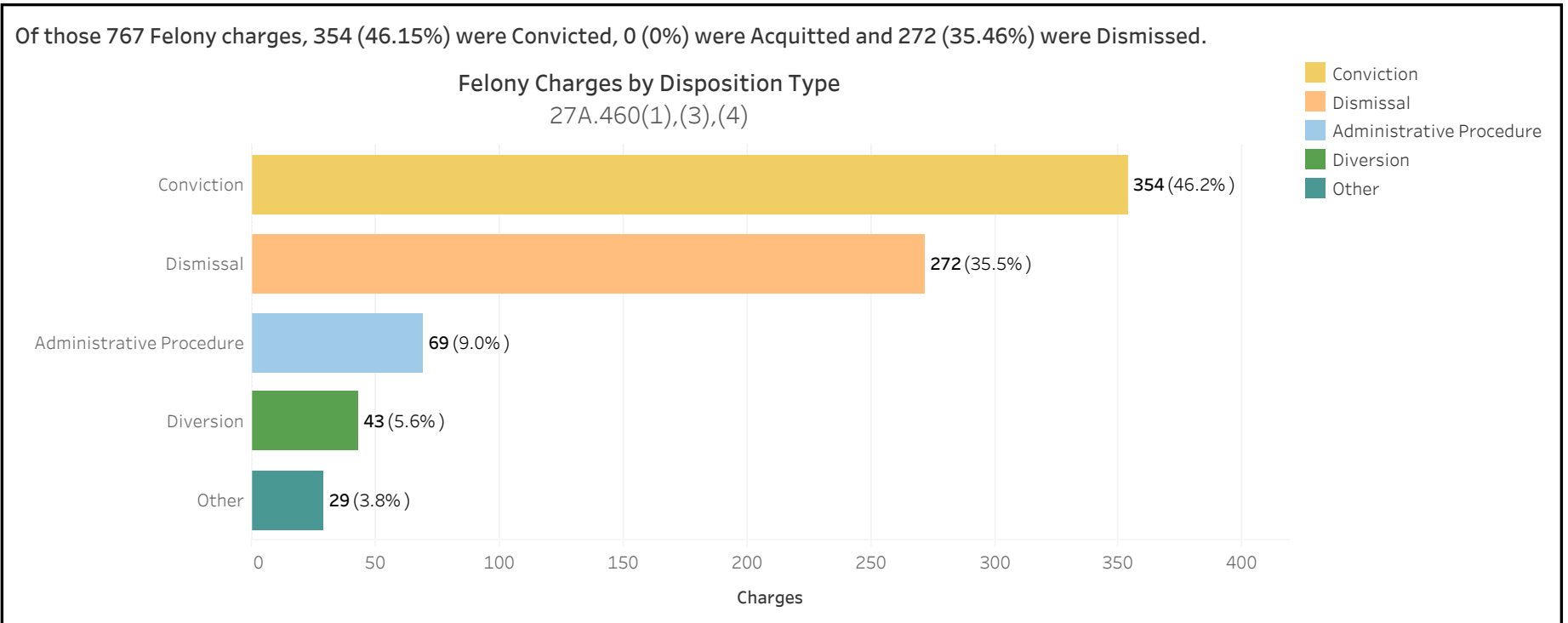


ADMINISTRATIVE OFFICE OF THE COURTS
Research and Statistics
 Annual Report FY 2023
 Circuit Court - Felony Criminal Cases

LETCHER COUNTY

There were 767 Felony level charges and 45 Non-Felony level charges disposed within 497 Circuit Criminal cases during the Fiscal Year. Non-Felony charges include Misdemeanor, Violation, Local Ordinance or Other charges within those cases.

		Charges	Cases
LETCHER	Felony	767	475
	Felony amended to Non-Felony	45	



27A.460(1) Conviction Percentages
 27A.460(3) Percentage of Acquittals
 27A.460(4) Percentage of Dismissals

* A case may consist of one or multiple convicted charges, the distinct count on cases counts the case only once.
 * Other Disposition types include: Denied, Extradition, Grand Jury, Granted, Merged, Mistrial, Grand Jury, Other, Remanded, and Sealed Records.



ADMINISTRATIVE OFFICE OF THE COURTS
Research and Statistics
 Annual Report FY 2023
 Circuit Court - Felony Criminal Cases

LETCHER COUNTY

Felony Charges Convicted by Highest Penalty Type

Penalty Type	FELONY			MISDEMEANOR			VIOLATION			Grand Total		
	Charges	% of Chgs	Cases	Charges	% of Chgs	Cases	Charges	% of Chgs	Cases	Charges	% of Chgs	Cases
Incarcerated Prison	162	46.0%	66							162	28.1%	66
Incarcerated Jail	47	13.4%	37	89	39.9%	43				136	23.6%	66
Alternative: Probation	137	38.9%	119	129	57.8%	64				266	46.1%	139
Pay Fine							1	50.0%	1	1	0.2%	1
Other Penalty	5	1.4%	4	3	1.3%	3				8	1.4%	6
No Sentence	1	0.3%	1	2	0.9%	1	1	50.0%	1	4	0.7%	2
Grand Total	352	100.0%	225	223	100.0%	109	2	100.0%	2	577	100.0%	251

27A.460(2) Percentages of fines, imprisonment, or other penalty assessment

Original & Final Plea Type

		GUILTY	NOT GUILTY	UNKNOWN PLEA TYPE	Grand Total
Felony Charges	Original Plea		350 (45.6%)	417 (54.4%)	767 (100.0%)
	Final Plea	348 (45.4%)	2 (0.3%)	417 (54.4%)	767 (100.0%)
Felony amended to Non-Felony	Original Plea		1 (2.2%)	44 (97.8%)	45 (100.0%)
	Final Plea	1 (2.2%)		44 (97.8%)	45 (100.0%)

27A.460(5) Percentage of pleas as charges

27A.460(6) Percentage of pleas to reduce charges

* A case may consist of one or multiple convicted charges, the distinct count on cases counts the case only once.

* Convicted charges, percent of charges and the distinct count of cases are sorted by the highest sentence penalty for each of the convicted charges (Guilty, Guilty - Multiple Counts, Prepayable Citation - Paid or Guilty - Sealed Sentence, Enhanced).



ADMINISTRATIVE OFFICE OF THE COURTS
Research and Statistics
 Annual Report FY 2023
 Circuit Court - Felony Criminal Cases

LETCHER COUNTY

Cases can have multiple charges which are heard either by a Court Trial, Jury Trial, No Trial or by a combination of trial types. Cases are categorized by how all the charges within the case were disposed. If all charges were disposed by the same trial type, it is counted in the separate category, otherwise, it is counted within the Mixed Trial category. If a charge had no trial type entered or it had No Trial, then it is counted in the No Trial category.

Cases by Trial Type
 27A.460(7), (8), (9), (10)

	Mixed Trial	No Trial	Grand Total
Felony Amended to Non-Felony		22	22
		100.00%	100.00%
Felony Charges	11	464	475
	2.32%	97.68%	100.00%
Felony Convictions	4	221	225
	1.78%	98.22%	100.00%

- 27A.460(7) Percentage of disposition to guilty as charged by trial
- 27A.460(8) Percentage of those found guilty of lesser charge by trial
- 27A.460(9) Percentage of cases where jury trial taken
- 27A.460(10) Percentage of trials which are bench (court) trials

Shock Probation by Disposition Type
 27A.440(3)(b)

	Granted	Grand Total
0026090 SHOCK PROBATION IN FELONY CONVICTIONS	6	6
	100.00%	100.00%

27A.440(3)(b) Extracted data on shock probation shall be placed in the annual report of the Administrative Office of the Courts

* A case may consist of one or multiple convicted charges, the distinct count on cases counts the case only once.
 * Other Disposition types include: Denied, Extradition, Grand Jury, Granted, Merged, Mistrial, Grand Jury, Other, Remanded, and Sealed Records.



ADMINISTRATIVE OFFICE OF THE COURTS
Research and Statistics
Annual Report FY 2023
Circuit Court - Felony Criminal Cases
LETCHER COUNTY

Youthful Offenders

There were 0 Felony level charges and 0 Non-Felony level charges disposed within 0 Circuit Criminal cases during the fiscal year. Non-Felony charges include Misdemeanor, Violation, Local Ordinance, or Other charges within those cases.

27A.460(11)

	Charges	Cases
Felony		
Felony Amended to Non-Felony		

27A.460(11) The number of juvenile offenders tried as an adult

Of the 0 Felony level charges disposed within the Youthful Offender cases, 0 (None%) charges were convicted.

Youthful Offender

		Grand Total
Felony Charges by Disposition Type	0	0

Note: A youth charged prior to their 18th birthday, proceeded against as a youthful offender under KRS 635.020(7) may not be included in the above.

KRS 635.020(7) If a person who is eighteen (18) or older is charged with a felony that occurred prior to their eighteenth birthday, the court shall, upon motion of the county attorney made prior to adjudication and consultation with the Commonwealth's Attorney, the case may proceed in accordance with the provisions of KRS 640.010.

* A case may consist of one or multiple convicted charges, the distinct count on cases counts the case only once.

* Other disposition types include: Denied, Extradition, Grand Jury, Granted, Merged, Mistrial, Grand Jury, Other, Remanded, and Sealed Records.

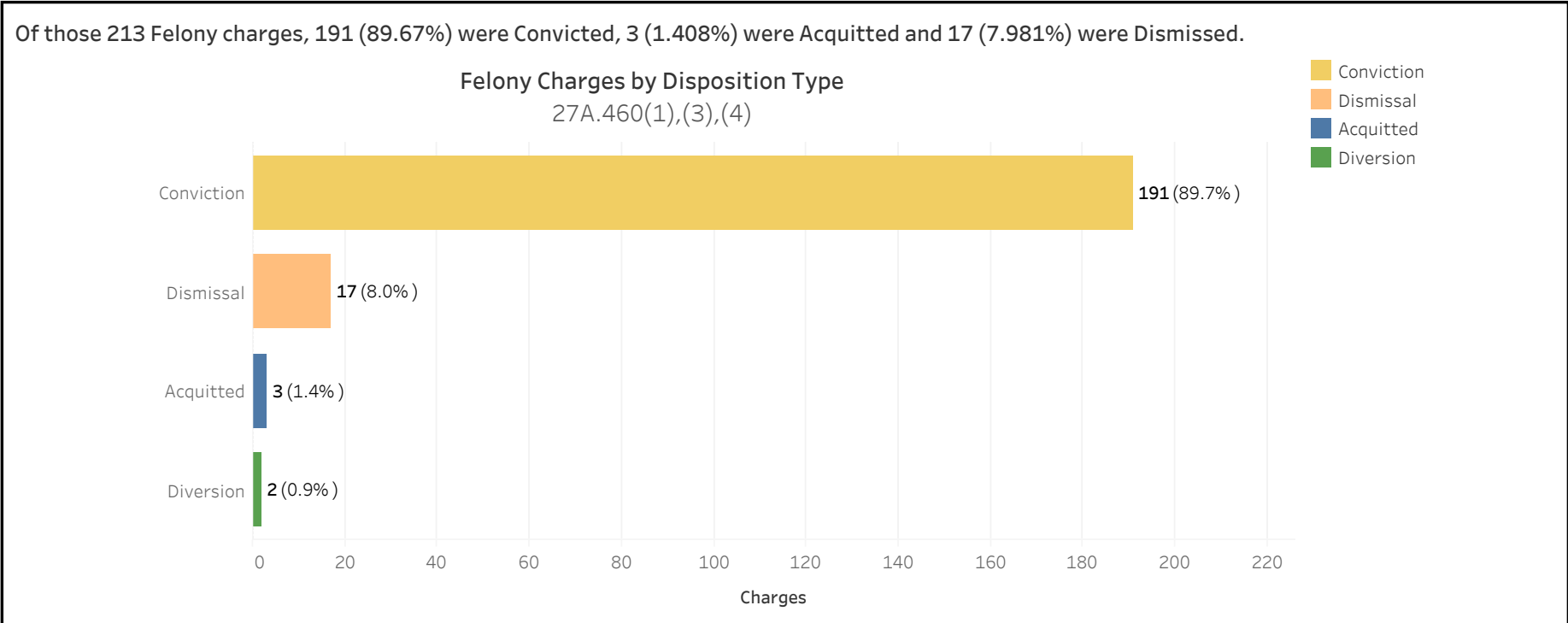


ADMINISTRATIVE OFFICE OF THE COURTS
Research and Statistics
 Annual Report FY 2023
 Circuit Court - Felony Criminal Cases

LEWIS COUNTY

There were 213 Felony level charges and 1 Non-Felony level charges disposed within 36 Circuit Criminal cases during the Fiscal Year. Non-Felony charges include Misdemeanor, Violation, Local Ordinance or Other charges within those cases.

		Charges	Cases
LEWIS	Felony	213	35
	Felony amended to Non-Felony	1	



27A.460(1) Conviction Percentages
 27A.460(3) Percentage of Acquittals
 27A.460(4) Percentage of Dismissals

* A case may consist of one or multiple convicted charges, the distinct count on cases counts the case only once.
 * Other Disposition types include: Denied, Extradition, Grand Jury, Granted, Merged, Mistrial, Grand Jury, Other, Remanded, and Sealed Records.



ADMINISTRATIVE OFFICE OF THE COURTS
Research and Statistics
 Annual Report FY 2023
 Circuit Court - Felony Criminal Cases

LEWIS COUNTY

Felony Charges Convicted by Highest Penalty Type

Penalty Type	FELONY			MISDEMEANOR			VIOLATION			Grand Total		
	Charges	% of Chgs	Cases	Charges	% of Chgs	Cases	Charges	% of Chgs	Cases	Charges	% of Chgs	Cases
Incarcerated Prison	167	88.8%	24	1	8.3%	1				168	83.2%	24
Incarcerated Jail	7	3.7%	3	8	66.7%	7				15	7.4%	9
Alternative: Probation	12	6.4%	4							12	5.9%	4
Pay Fine				2	16.7%	2	2	100.0%	1	4	2.0%	2
No Sentence	2	1.1%	1	1	8.3%	1				3	1.5%	2
Grand Total	188	100.0%	29	12	100.0%	9	2	100.0%	1	202	100.0%	29

27A.460(2) Percentages of fines, imprisonment, or other penalty assessment

Original & Final Plea Type

		GUILTY	NOT GUILTY	Grand Total
Felony Charges	Original Plea	5 (2.3%)	208 (97.7%)	213 (100.0%)
	Final Plea	193 (90.6%)	20 (9.4%)	213 (100.0%)
Felony amended to Non-Felony	Original Plea		1 (100.0%)	1 (100.0%)
	Final Plea		1 (100.0%)	1 (100.0%)

27A.460(5) Percentage of pleas as charges

27A.460(6) Percentage of pleas to reduce charges

* A case may consist of one or multiple convicted charges, the distinct count on cases counts the case only once.

* Convicted charges, percent of charges and the distinct count of cases are sorted by the highest sentence penalty for each of the convicted charges (Guilty, Guilty - Multiple Counts, Prepayable Citation - Paid or Guilty - Sealed Sentence, Enhanced).



ADMINISTRATIVE OFFICE OF THE COURTS
Research and Statistics
 Annual Report FY 2023
 Circuit Court - Felony Criminal Cases

LEWIS COUNTY

Cases can have multiple charges which are heard either by a Court Trial, Jury Trial, No Trial or by a combination of trial types. Cases are categorized by how all the charges within the case were disposed. If all charges were disposed by the same trial type, it is counted in the separate category, otherwise, it is counted within the Mixed Trial category. If a charge had no trial type entered or it had No Trial, then it is counted in the No Trial category.

Cases by Trial Type
 27A.460(7), (8), (9), (10)

	Mixed Trial	No Trial	Grand Total
Felony Amended to Non-Felony	1 100.00%		1 100.00%
Felony Charges	3 8.57%	32 91.43%	35 100.00%
Felony Convictions	3 10.34%	26 89.66%	29 100.00%

- 27A.460(7) Percentage of disposition to guilty as charged by trial
- 27A.460(8) Percentage of those found guilty of lesser charge by trial
- 27A.460(9) Percentage of cases where jury trial taken
- 27A.460(10) Percentage of trials which are bench (court) trials

Shock Probation by Disposition Type
 27A.440(3)(b)

	Denied	Granted	Withdrawn	Grand Total
0026090 SHOCK PROBATION IN FELONY CONVICTIONS	14 87.50%	1 6.25%	1 6.25%	16 100.00%

27A.440(3)(b) Extracted data on shock probation shall be placed in the annual report of the Administrative Office of the Courts

* A case may consist of one or multiple convicted charges, the distinct count on cases counts the case only once.
 * Other Disposition types include: Denied, Extradition, Grand Jury, Granted, Merged, Mistrial, Grand Jury, Other, Remanded, and Sealed Records.



ADMINISTRATIVE OFFICE OF THE COURTS
Research and Statistics
 Annual Report FY 2023
 Circuit Court - Felony Criminal Cases
LEWIS COUNTY

Youthful Offenders

There were 0 Felony level charges and 0 Non-Felony level charges disposed within 0 Circuit Criminal cases during the fiscal year. Non-Felony charges include Misdemeanor, Violation, Local Ordinance, or Other charges within those cases.

27A.460(11)

	Charges	Cases
Felony		
Felony Amended to Non-Felony		

27A.460(11) The number of juvenile offenders tried as an adult

Of the 0 Felony level charges disposed within the Youthful Offender cases, 0 (None%) charges were convicted.

Youthful Offender

		Grand Total
Felony Charges by Disposition Type	0	0

Note: A youth charged prior to their 18th birthday, proceeded against as a youthful offender under KRS 635.020(7) may not be included in the above.

KRS 635.020(7) If a person who is eighteen (18) or older is charged with a felony that occurred prior to their eighteenth birthday, the court shall, upon motion of the county attorney made prior to adjudication and consultation with the Commonwealth's Attorney, the case may proceed in accordance with the provisions of KRS 640.010.

* A case may consist of one or multiple convicted charges, the distinct count on cases counts the case only once.

* Other disposition types include: Denied, Extradition, Grand Jury, Granted, Merged, Mistrial, Grand Jury, Other, Remanded, and Sealed Records.

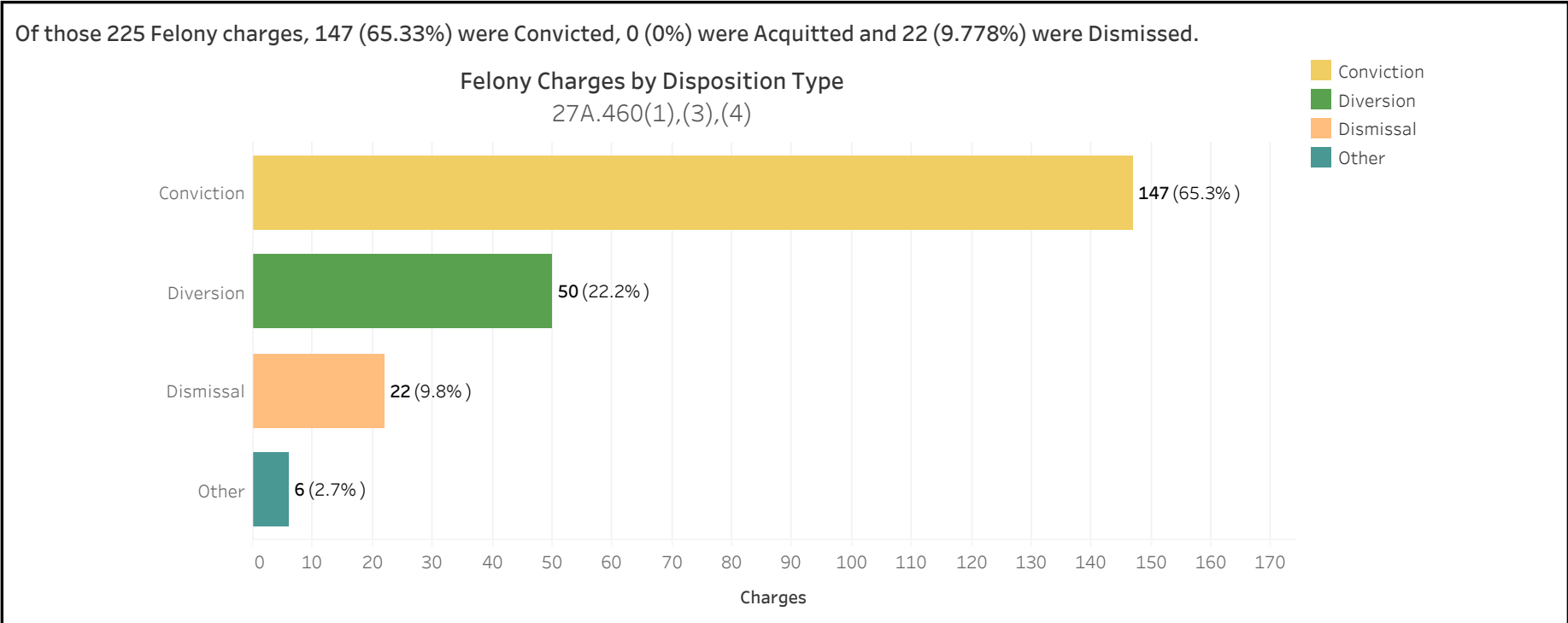


ADMINISTRATIVE OFFICE OF THE COURTS
Research and Statistics
 Annual Report FY 2023
 Circuit Court - Felony Criminal Cases

LINCOLN COUNTY

There were 225 Felony level charges and 12 Non-Felony level charges disposed within 181 Circuit Criminal cases during the Fiscal Year. Non-Felony charges include Misdemeanor, Violation, Local Ordinance or Other charges within those cases.

		Charges	Cases
LINCOLN	Felony	225	170
	Felony amended to Non-Felony	12	



27A.460(1) Conviction Percentages
 27A.460(3) Percentage of Acquittals
 27A.460(4) Percentage of Dismissals

* A case may consist of one or multiple convicted charges, the distinct count on cases counts the case only once.
 * Other Disposition types include: Denied, Extradition, Grand Jury, Granted, Merged, Mistrial, Grand Jury, Other, Remanded, and Sealed Records.



ADMINISTRATIVE OFFICE OF THE COURTS
Research and Statistics
 Annual Report FY 2023
 Circuit Court - Felony Criminal Cases

LINCOLN COUNTY

Felony Charges Convicted by Highest Penalty Type

Penalty Type	FELONY			MISDEMEANOR			Grand Total		
	Charges	% of Chgs	Cases	Charges	% of Chgs	Cases	Charges	% of Chgs	Cases
Incarcerated Prison	56	38.1%	37	1	2.1%	1	57	29.2%	37
Incarcerated Jail	22	15.0%	21	16	33.3%	13	38	19.5%	33
Alternative: Probation	6	4.1%	4				6	3.1%	4
Alternative: Cond. Discharged	63	42.9%	51	21	43.8%	18	84	43.1%	57
Alternative Sentence				4	8.3%	2	4	2.1%	2
Pay Fine				5	10.4%	5	5	2.6%	5
No Sentence				1	2.1%	1	1	0.5%	1
Grand Total	147	100.0%	112	48	100.0%	37	195	100.0%	125

27A.460(2) Percentages of fines, imprisonment, or other penalty assessment

Original & Final Plea Type

		GUILTY	NOT GUILTY	UNKNOWN PLEA TYPE	Grand Total
Felony Charges	Original Plea	1 (0.4%)	6 (2.7%)	218 (96.9%)	225 (100.0%)
	Final Plea	7 (3.1%)		218 (96.9%)	225 (100.0%)
Felony amended to Non-Felony	Original Plea			12 (100.0%)	12 (100.0%)
	Final Plea			12 (100.0%)	12 (100.0%)

27A.460(5) Percentage of pleas as charges

27A.460(6) Percentage of pleas to reduce charges

* A case may consist of one or multiple convicted charges, the distinct count on cases counts the case only once.

* Convicted charges, percent of charges and the distinct count of cases are sorted by the highest sentence penalty for each of the convicted charges (Guilty, Guilty - Multiple Counts, Prepayable Citation - Paid or Guilty - Sealed Sentence, Enhanced).



ADMINISTRATIVE OFFICE OF THE COURTS
Research and Statistics
 Annual Report FY 2023
 Circuit Court - Felony Criminal Cases

LINCOLN COUNTY

Cases can have multiple charges which are heard either by a Court Trial, Jury Trial, No Trial or by a combination of trial types. Cases are categorized by how all the charges within the case were disposed. If all charges were disposed by the same trial type, it is counted in the separate category, otherwise, it is counted within the Mixed Trial category. If a charge had no trial type entered or it had No Trial, then it is counted in the No Trial category.

Cases by Trial Type
 27A.460(7), (8), (9), (10)

	Mixed Trial	No Trial	Grand Total
Felony Amended to Non-Felony		11	11
		100.00%	100.00%
Felony Charges	3	167	170
	1.76%	98.24%	100.00%
Felony Convictions	3	109	112
	2.68%	97.32%	100.00%

- 27A.460(7) Percentage of disposition to guilty as charged by trial
- 27A.460(8) Percentage of those found guilty of lesser charge by trial
- 27A.460(9) Percentage of cases where jury trial taken
- 27A.460(10) Percentage of trials which are bench (court) trials

Shock Probation by Disposition Type
 27A.440(3)(b)

	Grand Total
0	0

27A.440(3)(b) Extracted data on shock probation shall be placed in the annual report of the Administrative Office of the Courts

* A case may consist of one or multiple convicted charges, the distinct count on cases counts the case only once.
 * Other Disposition types include: Denied, Extradition, Grand Jury, Granted, Merged, Mistrial, Grand Jury, Other, Remanded, and Sealed Records.



ADMINISTRATIVE OFFICE OF THE COURTS
Research and Statistics
Annual Report FY 2023
Circuit Court - Felony Criminal Cases
LINCOLN COUNTY

Youthful Offenders

There were 0 Felony level charges and 0 Non-Felony level charges disposed within 0 Circuit Criminal cases during the fiscal year. Non-Felony charges include Misdemeanor, Violation, Local Ordinance, or Other charges within those cases.

27A.460(11)

	Charges	Cases
Felony		
Felony Amended to Non-Felony		

27A.460(11) The number of juvenile offenders tried as an adult

Of the 0 Felony level charges disposed within the Youthful Offender cases, 0 (None%) charges were convicted.

Youthful Offender

		Grand Total
Felony Charges by Disposition Type	0	0

Note: A youth charged prior to their 18th birthday, proceeded against as a youthful offender under KRS 635.020(7) may not be included in the above.

KRS 635.020(7) If a person who is eighteen (18) or older is charged with a felony that occurred prior to their eighteenth birthday, the court shall, upon motion of the county attorney made prior to adjudication and consultation with the Commonwealth's Attorney, the case may proceed in accordance with the provisions of KRS 640.010.

* A case may consist of one or multiple convicted charges, the distinct count on cases counts the case only once.

* Other disposition types include: Denied, Extradition, Grand Jury, Granted, Merged, Mistrial, Grand Jury, Other, Remanded, and Sealed Records.

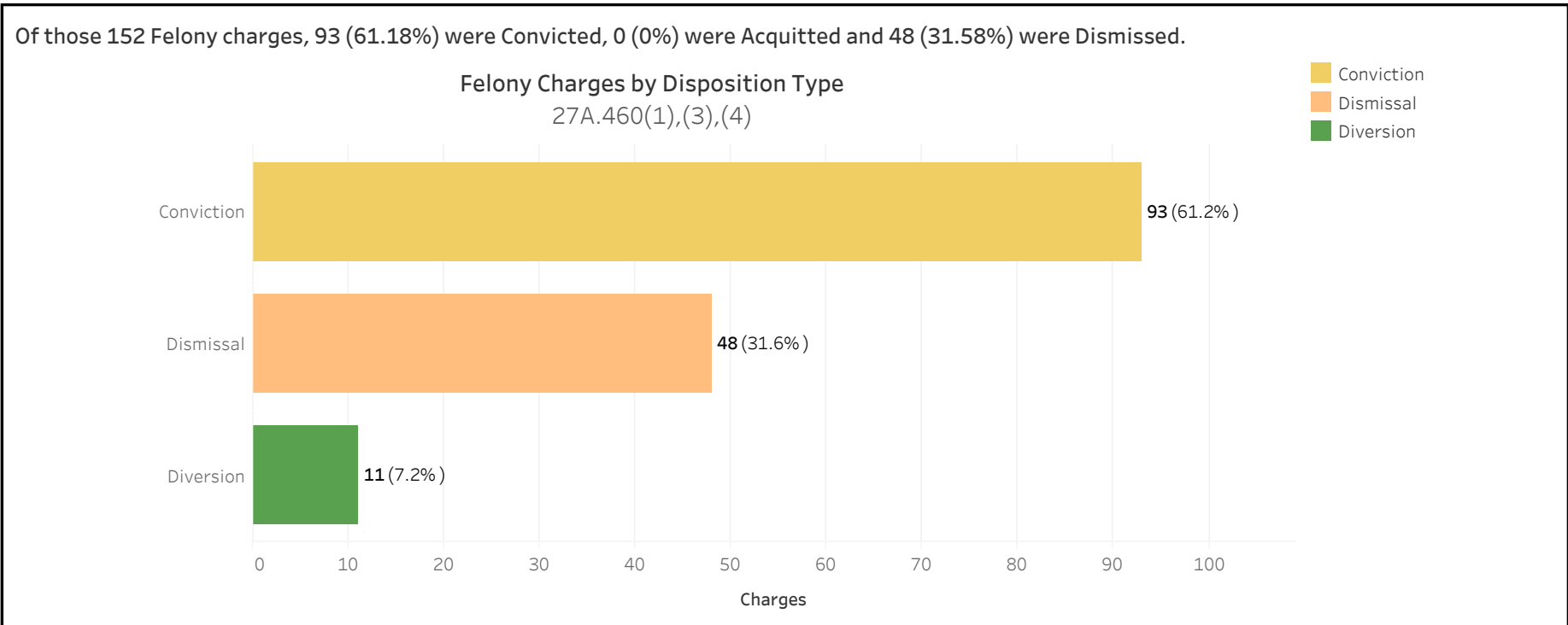


ADMINISTRATIVE OFFICE OF THE COURTS
Research and Statistics
 Annual Report FY 2023
 Circuit Court - Felony Criminal Cases

LIVINGSTON COUNTY

There were 152 Felony level charges and 13 Non-Felony level charges disposed within 101 Circuit Criminal cases during the Fiscal Year. Non-Felony charges include Misdemeanor, Violation, Local Ordinance or Other charges within those cases.

		Charges	Cases
LIVINGSTON	Felony	152	93
	Felony amended to Non-Felony	13	



27A.460(1) Conviction Percentages
 27A.460(3) Percentage of Acquittals
 27A.460(4) Percentage of Dismissals

* A case may consist of one or multiple convicted charges, the distinct count on cases counts the case only once.
 * Other Disposition types include: Denied, Extradition, Grand Jury, Granted, Merged, Mistrial, Grand Jury, Other, Remanded, and Sealed Records.



ADMINISTRATIVE OFFICE OF THE COURTS
Research and Statistics
 Annual Report FY 2023
 Circuit Court - Felony Criminal Cases

LIVINGSTON COUNTY

Felony Charges Convicted by Highest Penalty Type

Penalty Type	FELONY			MISDEMEANOR			VIOLATION			Grand Total		
	Charges	% of Chgs	Cases	Charges	% of Chgs	Cases	Charges	% of Chgs	Cases	Charges	% of Chgs	Cases
Incarcerated Prison	51	55.4%	30							51	23.0%	30
Incarcerated Jail	20	21.7%	15	70	58.3%	33				90	40.5%	36
Alternative: Probation	20	21.7%	20	44	36.7%	19				64	28.8%	28
Alternative: Cond. Discharged				1	0.8%	1				1	0.5%	1
Alternative Sentence				2	1.7%	2				2	0.9%	2
Pay Fine				2	1.7%	2	9	90.0%	4	11	5.0%	4
Pay Court Cost	1	1.1%	1							1	0.5%	1
Other Penalty							1	10.0%	1	1	0.5%	1
No Sentence				1	0.8%	1				1	0.5%	1
Grand Total	92	100.0%	65	120	100.0%	55	10	100.0%	5	222	100.0%	78

27A.460(2) Percentages of fines, imprisonment, or other penalty assessment

Original & Final Plea Type

		GUILTY	NOT GUILTY	UNKNOWN PLEA TYPE	Grand Total
Felony Charges	Original Plea		98 (64.5%)	54 (35.5%)	152 (100.0%)
	Final Plea	98 (64.5%)		54 (35.5%)	152 (100.0%)
Felony amended to Non-Felony	Original Plea			13 (100.0%)	13 (100.0%)
	Final Plea			13 (100.0%)	13 (100.0%)

27A.460(5) Percentage of pleas as charges

27A.460(6) Percentage of pleas to reduce charges

* A case may consist of one or multiple convicted charges, the distinct count on cases counts the case only once.

* Convicted charges, percent of charges and the distinct count of cases are sorted by the highest sentence penalty for each of the convicted charges (Guilty, Guilty - Multiple Counts, Prepayable Citation - Paid or Guilty - Sealed Sentence, Enhanced).



ADMINISTRATIVE OFFICE OF THE COURTS
Research and Statistics
 Annual Report FY 2023
 Circuit Court - Felony Criminal Cases

LIVINGSTON COUNTY

Cases can have multiple charges which are heard either by a Court Trial, Jury Trial, No Trial or by a combination of trial types. Cases are categorized by how all the charges within the case were disposed. If all charges were disposed by the same trial type, it is counted in the separate category, otherwise, it is counted within the Mixed Trial category. If a charge had no trial type entered or it had No Trial, then it is counted in the No Trial category.

Cases by Trial Type
 27A.460(7), (8), (9), (10)

	Mixed Trial	No Trial	Grand Total
Felony Amended to Non-Felony		8 100.00%	8 100.00%
Felony Charges	8 8.60%	85 91.40%	93 100.00%
Felony Convictions	7 10.77%	58 89.23%	65 100.00%

- 27A.460(7) Percentage of disposition to guilty as charged by trial
- 27A.460(8) Percentage of those found guilty of lesser charge by trial
- 27A.460(9) Percentage of cases where jury trial taken
- 27A.460(10) Percentage of trials which are bench (court) trials

Shock Probation by Disposition Type
 27A.440(3)(b)

	Denied	Granted	Grand Total
0026090 SHOCK PROBATION IN FELONY CONVICTIONS	22 61.11%	14 38.89%	36 100.00%

27A.440(3)(b) Extracted data on shock probation shall be placed in the annual report of the Administrative Office of the Courts

* A case may consist of one or multiple convicted charges, the distinct count on cases counts the case only once.
 * Other Disposition types include: Denied, Extradition, Grand Jury, Granted, Merged, Mistrial, Grand Jury, Other, Remanded, and Sealed Records.



ADMINISTRATIVE OFFICE OF THE COURTS
Research and Statistics
Annual Report FY 2023
Circuit Court - Felony Criminal Cases
LIVINGSTON COUNTY

Youthful Offenders

There were 6 Felony level charges and 0 Non-Felony level charges disposed within 1 Circuit Criminal cases during the fiscal year. Non-Felony charges include Misdemeanor, Violation, Local Ordinance, or Other charges within those cases.

27A.460(11)

	Charges	Cases
Felony	6	1
Felony Amended to Non-Felony	0	0

27A.460(11) The number of juvenile offenders tried as an adult

Of the 6 Felony level charges disposed within the Youthful Offender cases, 0 (0%) charges were convicted.

Youthful Offender

	Dismissal	Grand Total
Felony Charges by Disposition Type	6	6

Note: A youth charged prior to their 18th birthday, proceeded against as a youthful offender under KRS 635.020(7) may not be included in the above.

KRS 635.020(7) If a person who is eighteen (18) or older is charged with a felony that occurred prior to their eighteenth birthday, the court shall, upon motion of the county attorney made prior to adjudication and consultation with the Commonwealth's Attorney, the case may proceed in accordance with the provisions of KRS 640.010.

* A case may consist of one or multiple convicted charges, the distinct count on cases counts the case only once.

* Other disposition types include: Denied, Extradition, Grand Jury, Granted, Merged, Mistrial, Grand Jury, Other, Remanded, and Sealed Records.

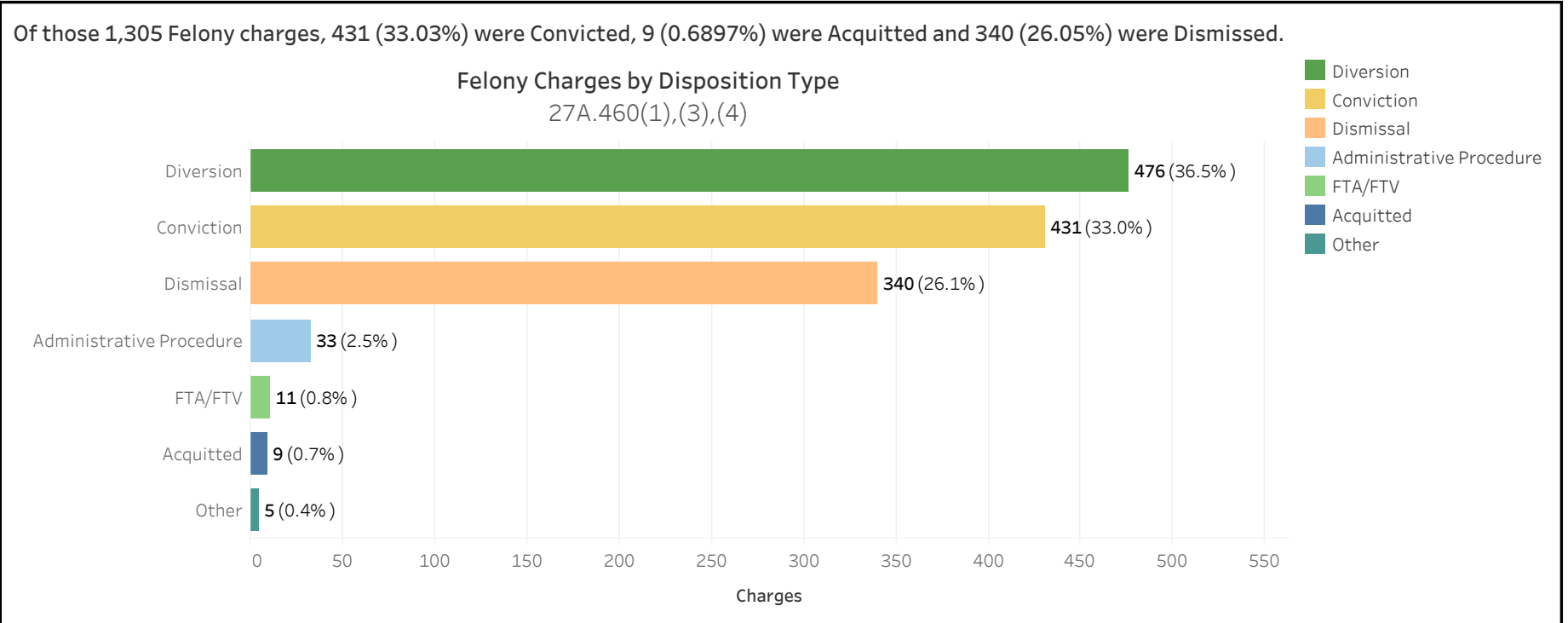


ADMINISTRATIVE OFFICE OF THE COURTS
Research and Statistics
 Annual Report FY 2023
 Circuit Court - Felony Criminal Cases

LOGAN COUNTY

There were 1,305 Felony level charges and 28 Non-Felony level charges disposed within 519 Circuit Criminal cases during the Fiscal Year. Non-Felony charges include Misdemeanor, Violation, Local Ordinance or Other charges within those cases.

		Charges	Cases
LOGAN	Felony	1,305	495
	Felony amended to Non-Felony	28	



27A.460(1) Conviction Percentages
 27A.460(3) Percentage of Acquittals
 27A.460(4) Percentage of Dismissals

* A case may consist of one or multiple convicted charges, the distinct count on cases counts the case only once.
 * Other Disposition types include: Denied, Extradition, Grand Jury, Granted, Merged, Mistrial, Grand Jury, Other, Remanded, and Sealed Records.



ADMINISTRATIVE OFFICE OF THE COURTS
Research and Statistics
 Annual Report FY 2023
 Circuit Court - Felony Criminal Cases

LOGAN COUNTY

Felony Charges Convicted by Highest Penalty Type

Penalty Type	FELONY			MISDEMEANOR			VIOLATION			Grand Total		
	Charges	% of Chgs	Cases	Charges	% of Chgs	Cases	Charges	% of Chgs	Cases	Charges	% of Chgs	Cases
Incarcerated Prison	142	33.9%	83	1	0.4%	1				143	19.2%	84
Incarcerated Jail	80	19.1%	39	93	33.3%	64	1	2.2%	1	174	23.4%	85
Alternative: Home Incarcerati..	1	0.2%	1	2	0.7%	2				3	0.4%	3
Alternative: Probation	189	45.1%	136	172	61.6%	110				361	48.5%	170
Alternative Sentence	3	0.7%	3	2	0.7%	2	1	2.2%	1	6	0.8%	6
Pay Fine				4	1.4%	4	29	63.0%	18	33	4.4%	20
Pay Court Cost	1	0.2%	1							1	0.1%	1
Other Penalty	2	0.5%	2	4	1.4%	4	15	32.6%	8	21	2.8%	13
No Sentence	1	0.2%	1	1	0.4%	1				2	0.3%	2
Grand Total	419	100.0%	253	279	100.0%	177	46	100.0%	28	744	100.0%	298

27A.460(2) Percentages of fines, imprisonment, or other penalty assessment

Original & Final Plea Type

		GUILTY	NOT GUILTY	UNKNOWN PLEA TYPE	Grand Total
Felony Charges	Original Plea	9 (0.7%)	1,180 (90.4%)	116 (8.9%)	1,305 (100.0%)
	Final Plea	379 (29.0%)	810 (62.1%)	116 (8.9%)	1,305 (100.0%)
Felony amended to Non-Felony	Original Plea		28 (100.0%)		28 (100.0%)
	Final Plea	2 (7.1%)	26 (92.9%)		28 (100.0%)

27A.460(5) Percentage of pleas as charges

27A.460(6) Percentage of pleas to reduce charges

* A case may consist of one or multiple convicted charges, the distinct count on cases counts the case only once.

* Convicted charges, percent of charges and the distinct count of cases are sorted by the highest sentence penalty for each of the convicted charges (Guilty, Guilty - Multiple Counts, Prepayable Citation - Paid or Guilty - Sealed Sentence, Enhanced).



ADMINISTRATIVE OFFICE OF THE COURTS
Research and Statistics
 Annual Report FY 2023
 Circuit Court - Felony Criminal Cases

LOGAN COUNTY

Cases can have multiple charges which are heard either by a Court Trial, Jury Trial, No Trial or by a combination of trial types. Cases are categorized by how all the charges within the case were disposed. If all charges were disposed by the same trial type, it is counted in the separate category, otherwise, it is counted within the Mixed Trial category. If a charge had no trial type entered or it had No Trial, then it is counted in the No Trial category.

Cases by Trial Type
 27A.460(7), (8), (9), (10)

	Jury Trial	Mixed Trial	No Trial	Grand Total
Felony Amended to Non-Felony			24	24
			100.00%	100.00%
Felony Charges	1 0.20%	5 1.01%	489 98.79%	495 100.00%
Felony Convictions	1 0.39%	2 0.78%	252 98.82%	255 100.00%

- 27A.460(7) Percentage of disposition to guilty as charged by trial
- 27A.460(8) Percentage of those found guilty of lesser charge by trial
- 27A.460(9) Percentage of cases where jury trial taken
- 27A.460(10) Percentage of trials which are bench (court) trials

Shock Probation by Disposition Type
 27A.440(3)(b)

	Denied	Granted	Grand Total
0026090 SHOCK PROBATION IN FELONY CONVICTIONS	72 51.06%	69 48.94%	141 100.00%
0026100 SHOCK PROBATION IN MISDEMEANOR CONVICTIONS	2 40.00%	3 60.00%	5 100.00%

27A.440(3)(b) Extracted data on shock probation shall be placed in the annual report of the Administrative Office of the Courts

* A case may consist of one or multiple convicted charges, the distinct count on cases counts the case only once.
 * Other Disposition types include: Denied, Extradition, Grand Jury, Granted, Merged, Mistrial, Grand Jury, Other, Remanded, and Sealed Records.



ADMINISTRATIVE OFFICE OF THE COURTS
Research and Statistics
 Annual Report FY 2023
 Circuit Court - Felony Criminal Cases
LOGAN COUNTY

Youthful Offenders

There were 0 Felony level charges and 0 Non-Felony level charges disposed within 0 Circuit Criminal cases during the fiscal year. Non-Felony charges include Misdemeanor, Violation, Local Ordinance, or Other charges within those cases.

27A.460(11)

	Charges	Cases
Felony		
Felony Amended to Non-Felony		

27A.460(11) The number of juvenile offenders tried as an adult

Of the 0 Felony level charges disposed within the Youthful Offender cases, 0 (None%) charges were convicted.

Youthful Offender

		Grand Total
Felony Charges by Disposition Type	0	0

Note: A youth charged prior to their 18th birthday, proceeded against as a youthful offender under KRS 635.020(7) may not be included in the above.

KRS 635.020(7) If a person who is eighteen (18) or older is charged with a felony that occurred prior to their eighteenth birthday, the court shall, upon motion of the county attorney made prior to adjudication and consultation with the Commonwealth's Attorney, the case may proceed in accordance with the provisions of KRS 640.010.

* A case may consist of one or multiple convicted charges, the distinct count on cases counts the case only once.

* Other disposition types include: Denied, Extradition, Grand Jury, Granted, Merged, Mistrial, Grand Jury, Other, Remanded, and Sealed Records.

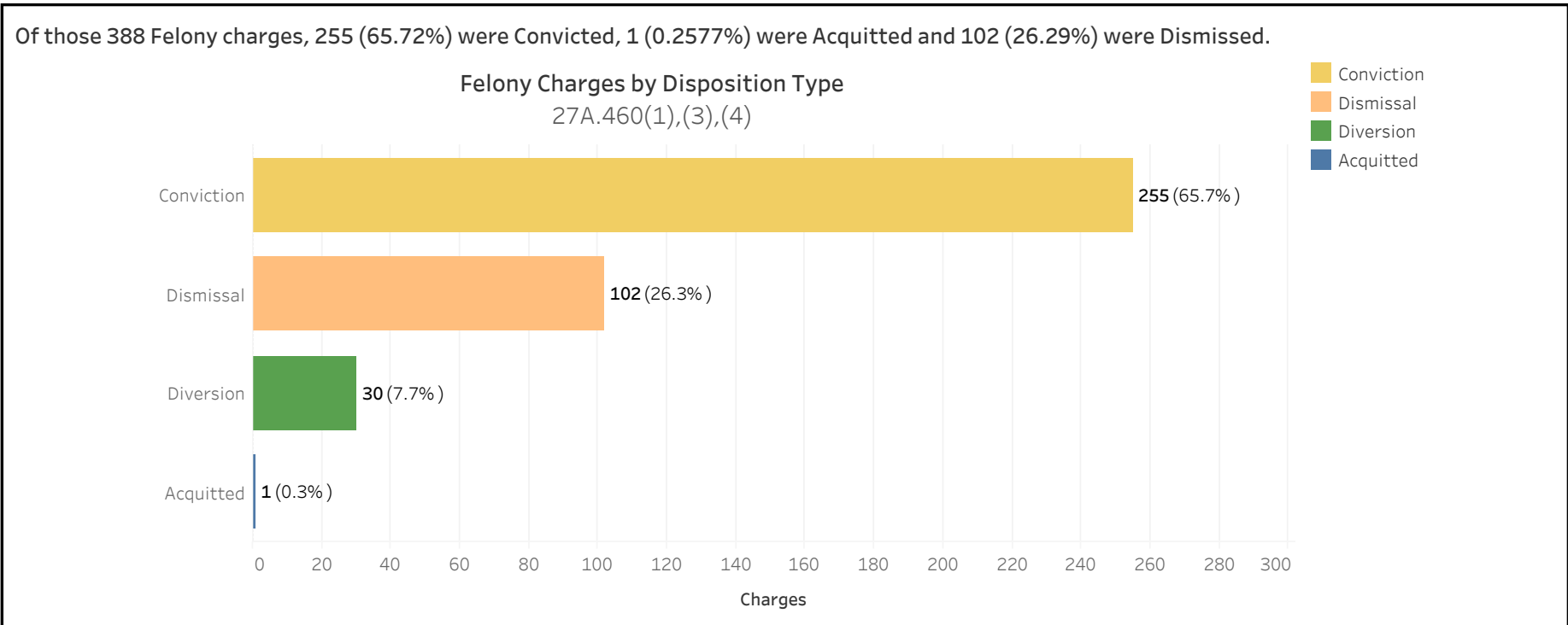


ADMINISTRATIVE OFFICE OF THE COURTS
Research and Statistics
 Annual Report FY 2023
 Circuit Court - Felony Criminal Cases

LYON COUNTY

There were 388 Felony level charges and 28 Non-Felony level charges disposed within 256 Circuit Criminal cases during the Fiscal Year. Non-Felony charges include Misdemeanor, Violation, Local Ordinance or Other charges within those cases.

		Charges	Cases
LYON	Felony	388	231
	Felony amended to Non-Felony	28	



27A.460(1) Conviction Percentages
 27A.460(3) Percentage of Acquittals
 27A.460(4) Percentage of Dismissals

* A case may consist of one or multiple convicted charges, the distinct count on cases counts the case only once.
 * Other Disposition types include: Denied, Extradition, Grand Jury, Granted, Merged, Mistrial, Grand Jury, Other, Remanded, and Sealed Records.



ADMINISTRATIVE OFFICE OF THE COURTS
Research and Statistics
 Annual Report FY 2023
 Circuit Court - Felony Criminal Cases

LYON COUNTY

Felony Charges Convicted by Highest Penalty Type

Penalty Type	FELONY			MISDEMEANOR			VIOLATION			Grand Total		
	Charges	% of Chgs	Cases	Charges	% of Chgs	Cases	Charges	% of Chgs	Cases	Charges	% of Chgs	Cases
Incarcerated Prison	182	71.4%	106	3	1.2%	2				185	34.8%	107
Incarcerated Jail	43	16.9%	36	169	65.8%	81				212	39.9%	100
Alternative: Probation	29	11.4%	25	66	25.7%	35				95	17.9%	38
Alternative Sentence				9	3.5%	9				9	1.7%	9
Pay Fine				10	3.9%	8	15	78.9%	8	25	4.7%	15
Pay Court Cost	1	0.4%	1							1	0.2%	1
Other Penalty							4	21.1%	3	4	0.8%	3
Grand Total	255	100.0%	166	257	100.0%	121	19	100.0%	11	531	100.0%	192

27A.460(2) Percentages of fines, imprisonment, or other penalty assessment

Original & Final Plea Type

		GUILTY	NOT GUILTY	UNKNOWN PLEA TYPE	Grand Total
Felony Charges	Original Plea		10 (2.6%)	378 (97.4%)	388 (100.0%)
	Final Plea	4 (1.0%)	6 (1.5%)	378 (97.4%)	388 (100.0%)
Felony amended to Non-Felony	Original Plea			28 (100.0%)	28 (100.0%)
	Final Plea			28 (100.0%)	28 (100.0%)

27A.460(5) Percentage of pleas as charges

27A.460(6) Percentage of pleas to reduce charges

* A case may consist of one or multiple convicted charges, the distinct count on cases counts the case only once.

* Convicted charges, percent of charges and the distinct count of cases are sorted by the highest sentence penalty for each of the convicted charges (Guilty, Guilty - Multiple Counts, Prepayable Citation - Paid or Guilty - Sealed Sentence, Enhanced).



ADMINISTRATIVE OFFICE OF THE COURTS
Research and Statistics
 Annual Report FY 2023
 Circuit Court - Felony Criminal Cases

LYON COUNTY

Cases can have multiple charges which are heard either by a Court Trial, Jury Trial, No Trial or by a combination of trial types. Cases are categorized by how all the charges within the case were disposed. If all charges were disposed by the same trial type, it is counted in the separate category, otherwise, it is counted within the Mixed Trial category. If a charge had no trial type entered or it had No Trial, then it is counted in the No Trial category.

Cases by Trial Type
 27A.460(7), (8), (9), (10)

	Jury Trial	Mixed Trial	No Trial	Grand Total
Felony Amended to Non-Felony		1 4.00%	24 96.00%	25 100.00%
Felony Charges	1 0.43%	12 5.19%	218 94.37%	231 100.00%
Felony Convictions	1 0.60%	10 6.02%	155 93.37%	166 100.00%

- 27A.460(7) Percentage of disposition to guilty as charged by trial
- 27A.460(8) Percentage of those found guilty of lesser charge by trial
- 27A.460(9) Percentage of cases where jury trial taken
- 27A.460(10) Percentage of trials which are bench (court) trials

Shock Probation by Disposition Type
 27A.440(3)(b)

	Denied	Granted	Vacated	Grand Total
0026090 SHOCK PROBATION IN FELONY CONVICTIONS	61 60.40%	37 36.63%	3 2.97%	101 100.00%

27A.440(3)(b) Extracted data on shock probation shall be placed in the annual report of the Administrative Office of the Courts

* A case may consist of one or multiple convicted charges, the distinct count on cases counts the case only once.
 * Other Disposition types include: Denied, Extradition, Grand Jury, Granted, Merged, Mistrial, Grand Jury, Other, Remanded, and Sealed Records.



ADMINISTRATIVE OFFICE OF THE COURTS
Research and Statistics
 Annual Report FY 2023
 Circuit Court - Felony Criminal Cases
LYON COUNTY

Youthful Offenders

There were 0 Felony level charges and 0 Non-Felony level charges disposed within 0 Circuit Criminal cases during the fiscal year. Non-Felony charges include Misdemeanor, Violation, Local Ordinance, or Other charges within those cases.

27A.460(11)

	Charges	Cases
Felony		
Felony Amended to Non-Felony		

27A.460(11) The number of juvenile offenders tried as an adult

Of the 0 Felony level charges disposed within the Youthful Offender cases, 0 (None%) charges were convicted.

Youthful Offender

		Grand Total
Felony Charges by Disposition Type	0	0

Note: A youth charged prior to their 18th birthday, proceeded against as a youthful offender under KRS 635.020(7) may not be included in the above.

KRS 635.020(7) If a person who is eighteen (18) or older is charged with a felony that occurred prior to their eighteenth birthday, the court shall, upon motion of the county attorney made prior to adjudication and consultation with the Commonwealth's Attorney, the case may proceed in accordance with the provisions of KRS 640.010.

* A case may consist of one or multiple convicted charges, the distinct count on cases counts the case only once.

* Other disposition types include: Denied, Extradition, Grand Jury, Granted, Merged, Mistrial, Grand Jury, Other, Remanded, and Sealed Records.

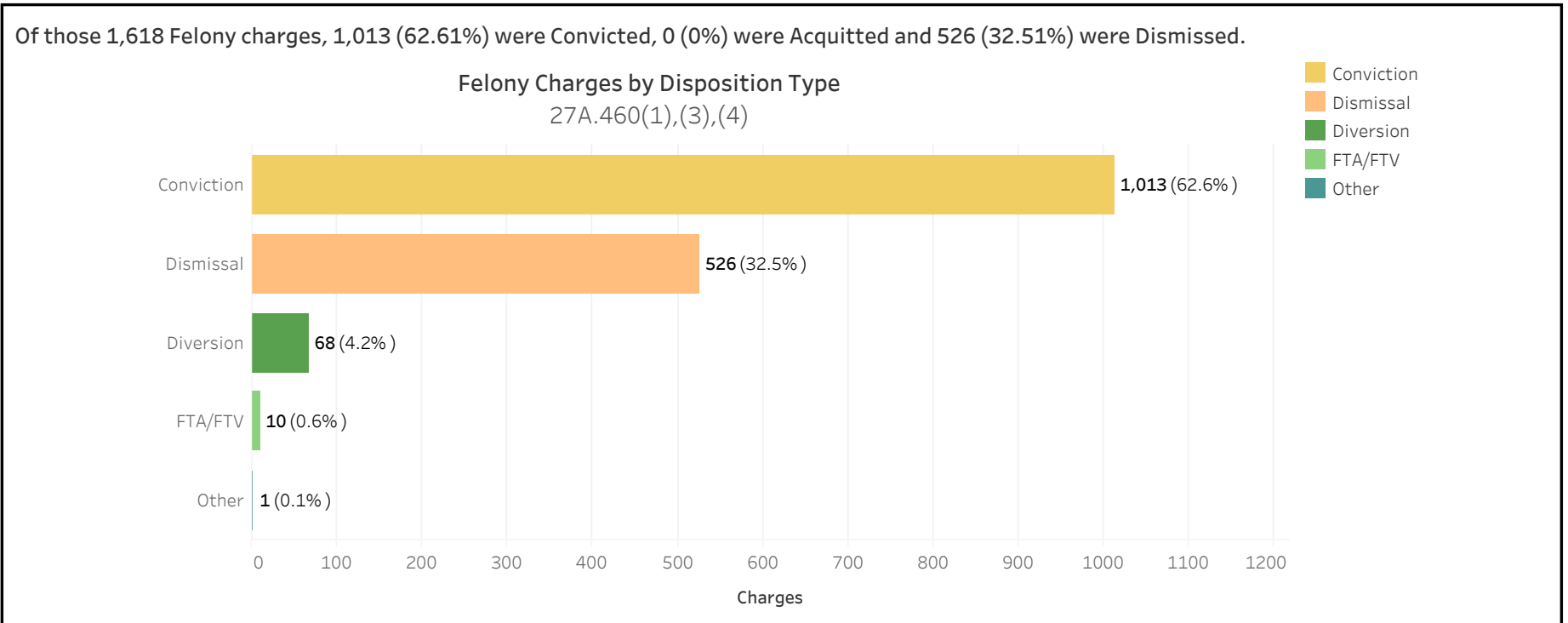


ADMINISTRATIVE OFFICE OF THE COURTS
Research and Statistics
 Annual Report FY 2023
 Circuit Court - Felony Criminal Cases

MADISON COUNTY

There were 1,618 Felony level charges and 65 Non-Felony level charges disposed within 894 Circuit Criminal cases during the Fiscal Year. Non-Felony charges include Misdemeanor, Violation, Local Ordinance or Other charges within those cases.

		Charges	Cases
MADISON	Felony	1,618	839
	Felony amended to Non-Felony	65	



27A.460(1) Conviction Percentages
 27A.460(3) Percentage of Acquittals
 27A.460(4) Percentage of Dismissals

* A case may consist of one or multiple convicted charges, the distinct count on cases counts the case only once.
 * Other Disposition types include: Denied, Extradition, Grand Jury, Granted, Merged, Mistrial, Grand Jury, Other, Remanded, and Sealed Records.



ADMINISTRATIVE OFFICE OF THE COURTS
Research and Statistics
 Annual Report FY 2023
 Circuit Court - Felony Criminal Cases

MADISON COUNTY

Felony Charges Convicted by Highest Penalty Type

Penalty Type	FELONY			MISDEMEANOR			Grand Total		
	Charges	% of Chgs	Cases	Charges	% of Chgs	Cases	Charges	% of Chgs	Cases
Incarcerated Prison	297	29.3%	166	1	0.2%	1	298	18.8%	167
Incarcerated Jail	240	23.7%	156	236	41.2%	150	476	30.0%	225
Alternative: Probation	13	1.3%	12	4	0.7%	4	17	1.1%	15
Alternative: Cond. Discharged				26	4.5%	14	26	1.6%	14
Alternative Sentence	165	16.3%	153	39	6.8%	33	204	12.9%	166
Pay Fine				1	0.2%	1	1	0.1%	1
Pay Court Cost	160	15.8%	160	11	1.9%	11	171	10.8%	169
Other Penalty	137	13.5%	101	252	44.0%	181	389	24.5%	219
No Sentence				3	0.5%	3	3	0.2%	3
Grand Total	1,012	100.0%	612	573	100.0%	378	1,585	100.0%	659

27A.460(2) Percentages of fines, imprisonment, or other penalty assessment

Original & Final Plea Type

		GUILTY	NOT GUILTY	UNKNOWN PLEA TYPE	Grand Total
Felony Charges	Original Plea		646 (39.9%)	972 (60.1%)	1,618 (100.0%)
	Final Plea	643 (39.7%)	3 (0.2%)	972 (60.1%)	1,618 (100.0%)
Felony amended to Non-Felony	Original Plea			65 (100.0%)	65 (100.0%)
	Final Plea			65 (100.0%)	65 (100.0%)

27A.460(5) Percentage of pleas as charges

27A.460(6) Percentage of pleas to reduce charges

* A case may consist of one or multiple convicted charges, the distinct count on cases counts the case only once.

* Convicted charges, percent of charges and the distinct count of cases are sorted by the highest sentence penalty for each of the convicted charges (Guilty, Guilty - Multiple Counts, Prepayable Citation - Paid or Guilty - Sealed Sentence, Enhanced).



ADMINISTRATIVE OFFICE OF THE COURTS
Research and Statistics
 Annual Report FY 2023
 Circuit Court - Felony Criminal Cases

MADISON COUNTY

Cases can have multiple charges which are heard either by a Court Trial, Jury Trial, No Trial or by a combination of trial types. Cases are categorized by how all the charges within the case were disposed. If all charges were disposed by the same trial type, it is counted in the separate category, otherwise, it is counted within the Mixed Trial category. If a charge had no trial type entered or it had No Trial, then it is counted in the No Trial category.

Cases by Trial Type
 27A.460(7), (8), (9), (10)

	Jury Trial	Mixed Trial	No Trial	Grand Total
Felony Amended to Non-Felony	1 1.82%	5 9.09%	49 89.09%	55 100.00%
Felony Charges	2 0.24%	149 17.76%	688 82.00%	839 100.00%
Felony Convictions		99 16.18%	513 83.82%	612 100.00%

- 27A.460(7) Percentage of disposition to guilty as charged by trial
- 27A.460(8) Percentage of those found guilty of lesser charge by trial
- 27A.460(9) Percentage of cases where jury trial taken
- 27A.460(10) Percentage of trials which are bench (court) trials

Shock Probation by Disposition Type
 27A.440(3)(b)

	Denied	Granted	Grand Total
0026090 SHOCK PROBATION IN FELONY CONVICTIONS	48 69.57%	21 30.43%	69 100.00%

27A.440(3)(b) Extracted data on shock probation shall be placed in the annual report of the Administrative Office of the Courts

* A case may consist of one or multiple convicted charges, the distinct count on cases counts the case only once.
 * Other Disposition types include: Denied, Extradition, Grand Jury, Granted, Merged, Mistrial, Grand Jury, Other, Remanded, and Sealed Records.



ADMINISTRATIVE OFFICE OF THE COURTS
Research and Statistics
Annual Report FY 2023
Circuit Court - Felony Criminal Cases
MADISON COUNTY

Youthful Offenders

There were 1 Felony level charges and 1 Non-Felony level charges disposed within 2 Circuit Criminal cases during the fiscal year. Non-Felony charges include Misdemeanor, Violation, Local Ordinance, or Other charges within those cases.

27A.460(11)

	Charges	Cases
Felony	1	1
Felony Amended to Non-Felony	1	1

27A.460(11) The number of juvenile offenders tried as an adult

Of the 1 Felony level charges disposed within the Youthful Offender cases, 0 (0%) charges were convicted.

Youthful Offender

	Dismissal	Grand Total
Felony Charges by Disposition Type	1	1

Note: A youth charged prior to their 18th birthday, proceeded against as a youthful offender under KRS 635.020(7) may not be included in the above.

KRS 635.020(7) If a person who is eighteen (18) or older is charged with a felony that occurred prior to their eighteenth birthday, the court shall, upon motion of the county attorney made prior to adjudication and consultation with the Commonwealth's Attorney, the case may proceed in accordance with the provisions of KRS 640.010.

* A case may consist of one or multiple convicted charges, the distinct count on cases counts the case only once.

* Other disposition types include: Denied, Extradition, Grand Jury, Granted, Merged, Mistrial, Grand Jury, Other, Remanded, and Sealed Records.

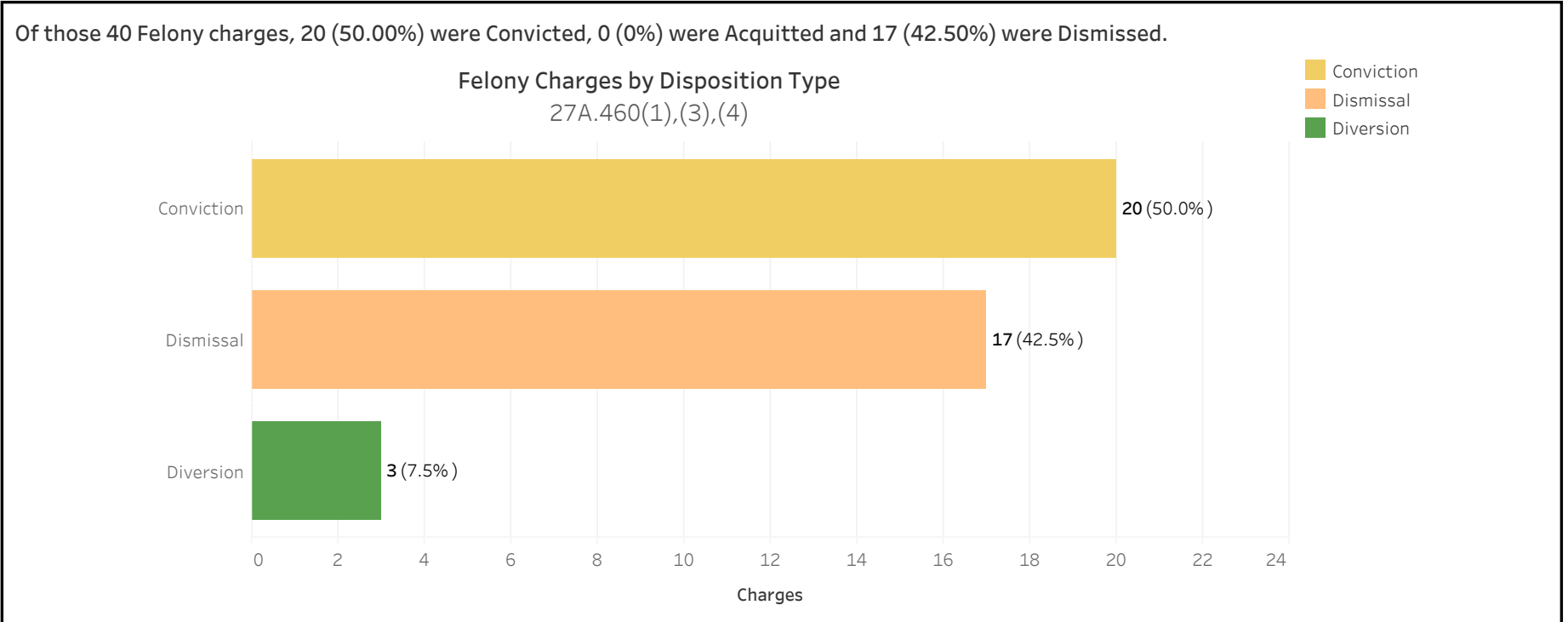


ADMINISTRATIVE OFFICE OF THE COURTS
Research and Statistics
 Annual Report FY 2023
 Circuit Court - Felony Criminal Cases

MAGOFFIN COUNTY

There were 40 Felony level charges and 0 Non-Felony level charges disposed within 32 Circuit Criminal cases during the Fiscal Year. Non-Felony charges include Misdemeanor, Violation, Local Ordinance or Other charges within those cases.

		Charges	Cases
MAGOFFIN	Felony	40	32
	Felony amended to Non-Felony	0	



27A.460(1) Conviction Percentages
 27A.460(3) Percentage of Acquittals
 27A.460(4) Percentage of Dismissals

* A case may consist of one or multiple convicted charges, the distinct count on cases counts the case only once.
 * Other Disposition types include: Denied, Extradition, Grand Jury, Granted, Merged, Mistrial, Grand Jury, Other, Remanded, and Sealed Records.



ADMINISTRATIVE OFFICE OF THE COURTS
Research and Statistics
 Annual Report FY 2023
 Circuit Court - Felony Criminal Cases

MAGOFFIN COUNTY

Felony Charges Convicted by Highest Penalty Type

Penalty Type	FELONY			MISDEMEANOR			Grand Total		
	Charges	% of Chgs	Cases	Charges	% of Chgs	Cases	Charges	% of Chgs	Cases
Incarcerated Prison	5	25.0%	5				5	20.0%	5
Incarcerated Jail	3	15.0%	3	3	60.0%	3	6	24.0%	5
Alternative: Probation	11	55.0%	11	2	40.0%	2	13	52.0%	13
Alternative: Cond. Discharged	1	5.0%	1				1	4.0%	1
Grand Total	20	100.0%	20	5	100.0%	5	25	100.0%	23

27A.460(2) Percentages of fines, imprisonment, or other penalty assessment

Original & Final Plea Type

Felony Charges		GUILTY	UNKNOWN PLEA TYPE	Grand Total
		Original Plea	1 (2.5%)	39 (97.5%)
Final Plea		1 (2.5%)	39 (97.5%)	40 (100.0%)

27A.460(5) Percentage of pleas as charges

27A.460(6) Percentage of pleas to reduce charges

* A case may consist of one or multiple convicted charges, the distinct count on cases counts the case only once.

* Convicted charges, percent of charges and the distinct count of cases are sorted by the highest sentence penalty for each of the convicted charges (Guilty, Guilty - Multiple Counts, Prepayable Citation - Paid or Guilty - Sealed Sentence, Enhanced).



ADMINISTRATIVE OFFICE OF THE COURTS
Research and Statistics
 Annual Report FY 2023
 Circuit Court - Felony Criminal Cases

MAGOFFIN COUNTY

Cases can have multiple charges which are heard either by a Court Trial, Jury Trial, No Trial or by a combination of trial types. Cases are categorized by how all the charges within the case were disposed. If all charges were disposed by the same trial type, it is counted in the separate category, otherwise, it is counted within the Mixed Trial category. If a charge had no trial type entered or it had No Trial, then it is counted in the No Trial category.

Cases by Trial Type
 27A.460(7), (8), (9), (10)

	No Trial	Grand Total
Felony Charges	32 100.0%	32 100.0%
Felony Convictions	20 100.0%	20 100.0%

- 27A.460(7) Percentage of disposition to guilty as charged by trial
- 27A.460(8) Percentage of those found guilty of lesser charge by trial
- 27A.460(9) Percentage of cases where jury trial taken
- 27A.460(10) Percentage of trials which are bench (court) trials

Shock Probation by Disposition Type
 27A.440(3)(b)

	Grand Total
0	0

27A.440(3)(b) Extracted data on shock probation shall be placed in the annual report of the Administrative Office of the Courts

* A case may consist of one or multiple convicted charges, the distinct count on cases counts the case only once.
 * Other Disposition types include: Denied, Extradition, Grand Jury, Granted, Merged, Mistrial, Grand Jury, Other, Remanded, and Sealed Records.



ADMINISTRATIVE OFFICE OF THE COURTS
Research and Statistics
Annual Report FY 2023
Circuit Court - Felony Criminal Cases
MAGOFFIN COUNTY

Youthful Offenders

There were 0 Felony level charges and 0 Non-Felony level charges disposed within 0 Circuit Criminal cases during the fiscal year. Non-Felony charges include Misdemeanor, Violation, Local Ordinance, or Other charges within those cases.

27A.460(11)

	Charges	Cases
Felony		
Felony Amended to Non-Felony		

27A.460(11) The number of juvenile offenders tried as an adult

Of the 0 Felony level charges disposed within the Youthful Offender cases, 0 (None%) charges were convicted.

Youthful Offender

		Grand Total
Felony Charges by Disposition Type	0	0

Note: A youth charged prior to their 18th birthday, proceeded against as a youthful offender under KRS 635.020(7) may not be included in the above.

KRS 635.020(7) If a person who is eighteen (18) or older is charged with a felony that occurred prior to their eighteenth birthday, the court shall, upon motion of the county attorney made prior to adjudication and consultation with the Commonwealth's Attorney, the case may proceed in accordance with the provisions of KRS 640.010.

* A case may consist of one or multiple convicted charges, the distinct count on cases counts the case only once.

* Other disposition types include: Denied, Extradition, Grand Jury, Granted, Merged, Mistrial, Grand Jury, Other, Remanded, and Sealed Records.

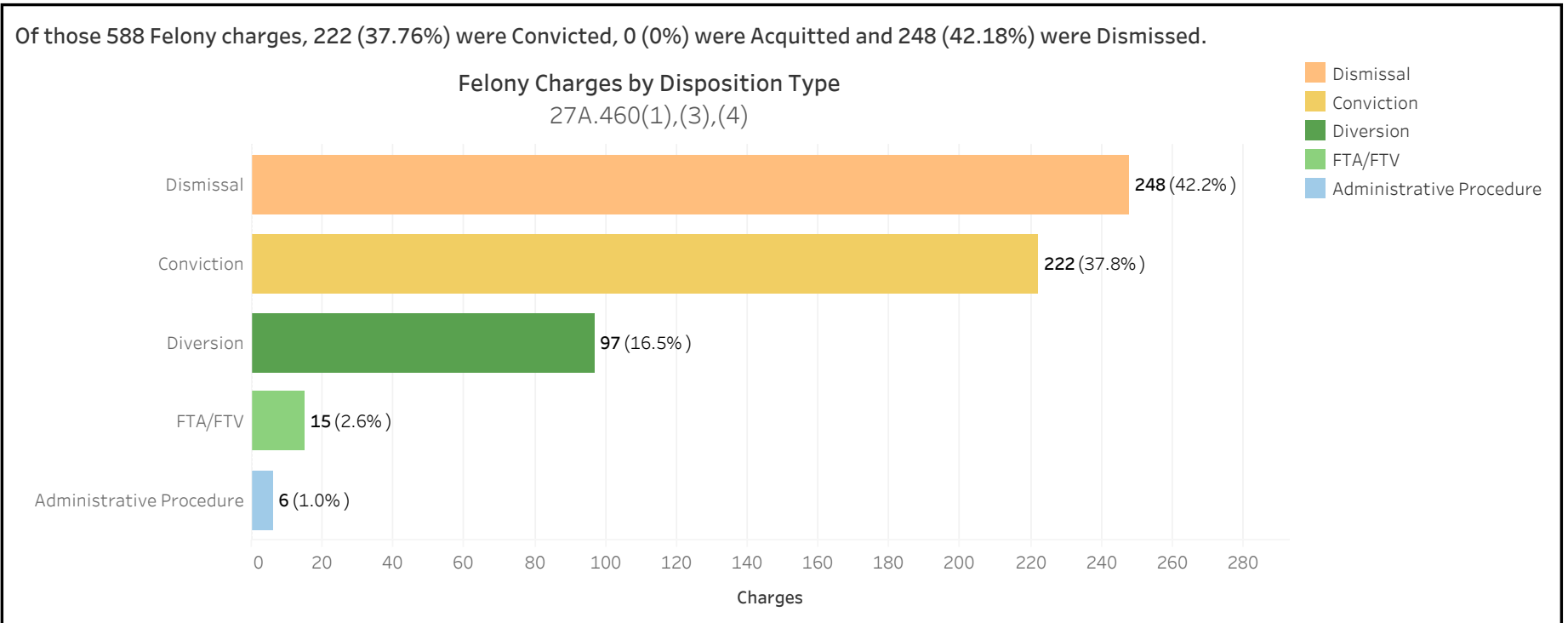


ADMINISTRATIVE OFFICE OF THE COURTS
Research and Statistics
 Annual Report FY 2023
 Circuit Court - Felony Criminal Cases

MARION COUNTY

There were 588 Felony level charges and 29 Non-Felony level charges disposed within 341 Circuit Criminal cases during the Fiscal Year. Non-Felony charges include Misdemeanor, Violation, Local Ordinance or Other charges within those cases.

		Charges	Cases
MARION	Felony	588	314
	Felony amended to Non-Felony	29	



27A.460(1) Conviction Percentages
 27A.460(3) Percentage of Acquittals
 27A.460(4) Percentage of Dismissals

* A case may consist of one or multiple convicted charges, the distinct count on cases counts the case only once.
 * Other Disposition types include: Denied, Extradition, Grand Jury, Granted, Merged, Mistrial, Grand Jury, Other, Remanded, and Sealed Records.



ADMINISTRATIVE OFFICE OF THE COURTS
Research and Statistics
 Annual Report FY 2023
 Circuit Court - Felony Criminal Cases

MARION COUNTY

Felony Charges Convicted by Highest Penalty Type

Penalty Type	FELONY			MISDEMEANOR			VIOLATION			Grand Total		
	Charges	% of Chgs	Cases	Charges	% of Chgs	Cases	Charges	% of Chgs	Cases	Charges	% of Chgs	Cases
Incarcerated Prison	89	41.0%	41							89	13.8%	41
Incarcerated Jail	29	13.4%	14	98	29.8%	41	2	2.1%	2	129	20.1%	46
Alternative: Probation	4	1.8%	4	201	61.1%	100	5	5.2%	3	210	32.7%	101
Alternative Sentence	73	33.6%	51	13	4.0%	11	64	66.0%	41	150	23.3%	82
Pay Court Cost	3	1.4%	3	1	0.3%	1				4	0.6%	4
Other Penalty	18	8.3%	15	15	4.6%	12	24	24.7%	12	57	8.9%	33
No Sentence	1	0.5%	1	1	0.3%	1	2	2.1%	1	4	0.6%	3
Grand Total	217	100.0%	124	329	100.0%	150	97	100.0%	58	643	100.0%	195

27A.460(2) Percentages of fines, imprisonment, or other penalty assessment

Original & Final Plea Type

		GUILTY	NOT GUILTY	UNKNOWN PLEA TYPE	Grand Total
Felony Charges	Original Plea	1 (0.2%)	42 (7.1%)	545 (92.7%)	588 (100.0%)
	Final Plea	32 (5.4%)	11 (1.9%)	545 (92.7%)	588 (100.0%)
Felony amended to Non-Felony	Original Plea		1 (3.4%)	28 (96.6%)	29 (100.0%)
	Final Plea		1 (3.4%)	28 (96.6%)	29 (100.0%)

27A.460(5) Percentage of pleas as charges

27A.460(6) Percentage of pleas to reduce charges

* A case may consist of one or multiple convicted charges, the distinct count on cases counts the case only once.

* Convicted charges, percent of charges and the distinct count of cases are sorted by the highest sentence penalty for each of the convicted charges (Guilty, Guilty - Multiple Counts, Prepayable Citation - Paid or Guilty - Sealed Sentence, Enhanced).



ADMINISTRATIVE OFFICE OF THE COURTS
Research and Statistics
 Annual Report FY 2023
 Circuit Court - Felony Criminal Cases

MARION COUNTY

Cases can have multiple charges which are heard either by a Court Trial, Jury Trial, No Trial or by a combination of trial types. Cases are categorized by how all the charges within the case were disposed. If all charges were disposed by the same trial type, it is counted in the separate category, otherwise, it is counted within the Mixed Trial category. If a charge had no trial type entered or it had No Trial, then it is counted in the No Trial category.

Cases by Trial Type
 27A.460(7), (8), (9), (10)

	Jury Trial	Mixed Trial	No Trial	Grand Total
Felony Amended to Non-Felony		1 3.70%	26 96.30%	27 100.00%
Felony Charges	1 0.32%	3 0.96%	310 98.73%	314 100.00%
Felony Convictions	1 0.80%		124 99.20%	125 100.00%

- 27A.460(7) Percentage of disposition to guilty as charged by trial
- 27A.460(8) Percentage of those found guilty of lesser charge by trial
- 27A.460(9) Percentage of cases where jury trial taken
- 27A.460(10) Percentage of trials which are bench (court) trials

Shock Probation by Disposition Type
 27A.440(3)(b)

	Denied	Granted	Grand Total
0026090 SHOCK PROBATION IN FELONY CONVICTIONS	33 84.62%	6 15.38%	39 100.00%

27A.440(3)(b) Extracted data on shock probation shall be placed in the annual report of the Administrative Office of the Courts

* A case may consist of one or multiple convicted charges, the distinct count on cases counts the case only once.
 * Other Disposition types include: Denied, Extradition, Grand Jury, Granted, Merged, Mistrial, Grand Jury, Other, Remanded, and Sealed Records.



ADMINISTRATIVE OFFICE OF THE COURTS
Research and Statistics
Annual Report FY 2023
Circuit Court - Felony Criminal Cases
MARION COUNTY

Youthful Offenders

There were 0 Felony level charges and 0 Non-Felony level charges disposed within 0 Circuit Criminal cases during the fiscal year. Non-Felony charges include Misdemeanor, Violation, Local Ordinance, or Other charges within those cases.

27A.460(11)

	Charges	Cases
Felony		
Felony Amended to Non-Felony		

27A.460(11) The number of juvenile offenders tried as an adult

Of the 0 Felony level charges disposed within the Youthful Offender cases, 0 (None%) charges were convicted.

Youthful Offender

	Grand Total
Felony Charges by Disposition Type	0

Note: A youth charged prior to their 18th birthday, proceeded against as a youthful offender under KRS 635.020(7) may not be included in the above.

KRS 635.020(7) If a person who is eighteen (18) or older is charged with a felony that occurred prior to their eighteenth birthday, the court shall, upon motion of the county attorney made prior to adjudication and consultation with the Commonwealth's Attorney, the case may proceed in accordance with the provisions of KRS 640.010.

* A case may consist of one or multiple convicted charges, the distinct count on cases counts the case only once.

* Other disposition types include: Denied, Extradition, Grand Jury, Granted, Merged, Mistrial, Grand Jury, Other, Remanded, and Sealed Records.

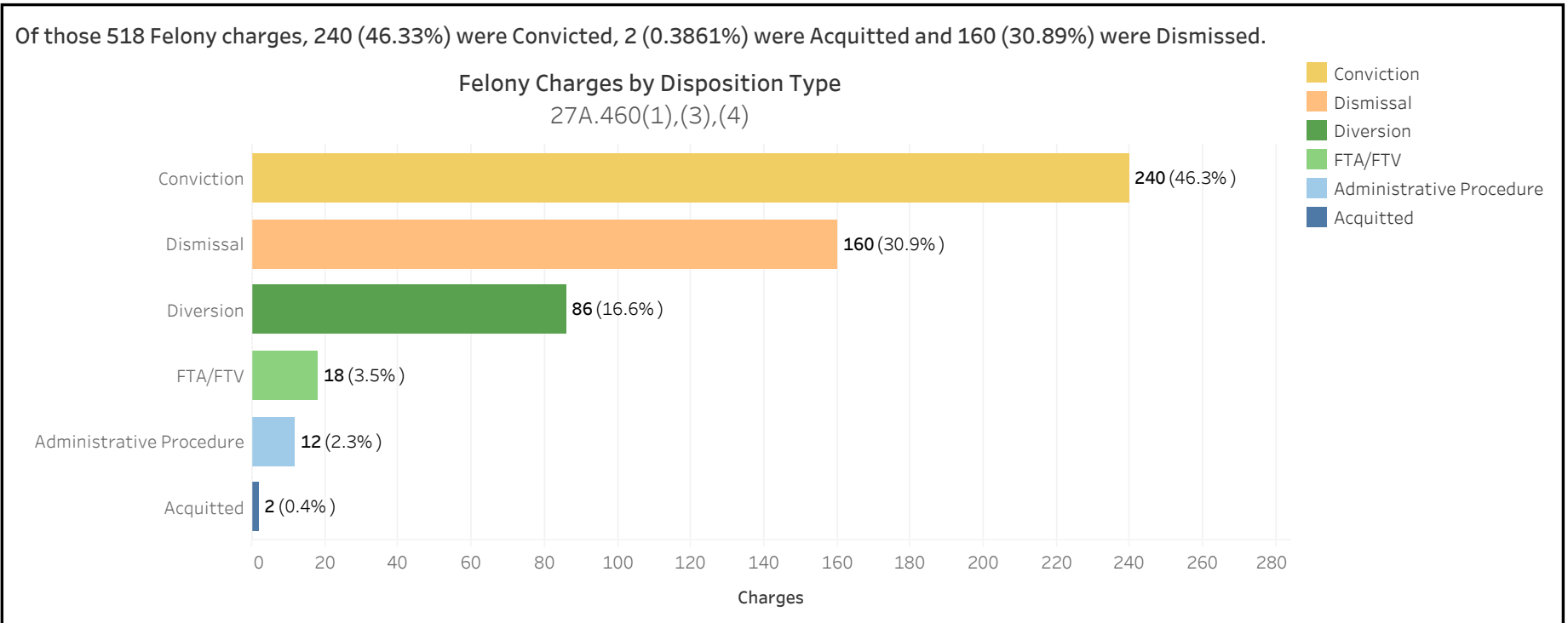


ADMINISTRATIVE OFFICE OF THE COURTS
Research and Statistics
 Annual Report FY 2023
 Circuit Court - Felony Criminal Cases

MARSHALL COUNTY

There were 518 Felony level charges and 28 Non-Felony level charges disposed within 372 Circuit Criminal cases during the Fiscal Year. Non-Felony charges include Misdemeanor, Violation, Local Ordinance or Other charges within those cases.

		Charges	Cases
MARSHALL	Felony	518	349
	Felony amended to Non-Felony	28	



27A.460(1) Conviction Percentages
 27A.460(3) Percentage of Acquittals
 27A.460(4) Percentage of Dismissals

* A case may consist of one or multiple convicted charges, the distinct count on cases counts the case only once.
 * Other Disposition types include: Denied, Extradition, Grand Jury, Granted, Merged, Mistrial, Grand Jury, Other, Remanded, and Sealed Records.



ADMINISTRATIVE OFFICE OF THE COURTS
Research and Statistics
 Annual Report FY 2023
 Circuit Court - Felony Criminal Cases

MARSHALL COUNTY

Felony Charges Convicted by Highest Penalty Type

Penalty Type	FELONY			MISDEMEANOR			VIOLATION			Grand Total		
	Charges	% of Chgs	Cases	Charges	% of Chgs	Cases	Charges	% of Chgs	Cases	Charges	% of Chgs	Cases
Incarcerated Prison	57	23.8%	37							57	14.4%	37
Incarcerated Jail	10	4.2%	8	44	30.3%	20				54	13.7%	25
Alternative: Probation	13	5.4%	6							13	3.3%	6
Alternative: Cond. Discharged	3	1.3%	2	77	53.1%	47				80	20.3%	49
Alternative Sentence	18	7.5%	16	1	0.7%	1				19	4.8%	17
Pay Fine				1	0.7%	1	5	50.0%	3	6	1.5%	4
Pay Court Cost	7	2.9%	7							7	1.8%	7
Other Penalty	90	37.5%	64	8	5.5%	5	5	50.0%	5	103	26.1%	71
No Sentence	42	17.5%	24	14	9.7%	8				56	14.2%	26
Grand Total	240	100.0%	161	145	100.0%	79	10	100.0%	8	395	100.0%	206

27A.460(2) Percentages of fines, imprisonment, or other penalty assessment

Original & Final Plea Type

		GUILTY	NOT GUILTY	UNKNOWN PLEA TYPE	Grand Total
Felony Charges	Original Plea	38 (7.3%)	288 (55.6%)	192 (37.1%)	518 (100.0%)
	Final Plea	303 (58.5%)	23 (4.4%)	192 (37.1%)	518 (100.0%)
Felony amended to Non-Felony	Original Plea		10 (35.7%)	18 (64.3%)	28 (100.0%)
	Final Plea		10 (35.7%)	18 (64.3%)	28 (100.0%)

27A.460(5) Percentage of pleas as charges

27A.460(6) Percentage of pleas to reduce charges

* A case may consist of one or multiple convicted charges, the distinct count on cases counts the case only once.

* Convicted charges, percent of charges and the distinct count of cases are sorted by the highest sentence penalty for each of the convicted charges (Guilty, Guilty - Multiple Counts, Prepayable Citation - Paid or Guilty - Sealed Sentence, Enhanced).



ADMINISTRATIVE OFFICE OF THE COURTS
Research and Statistics
 Annual Report FY 2023
 Circuit Court - Felony Criminal Cases

MARSHALL COUNTY

Cases can have multiple charges which are heard either by a Court Trial, Jury Trial, No Trial or by a combination of trial types. Cases are categorized by how all the charges within the case were disposed. If all charges were disposed by the same trial type, it is counted in the separate category, otherwise, it is counted within the Mixed Trial category. If a charge had no trial type entered or it had No Trial, then it is counted in the No Trial category.

Cases by Trial Type
 27A.460(7), (8), (9), (10)

	Jury Trial	Mixed Trial	No Trial	Grand Total
Felony Amended to Non-Felony			23	23
			100.00%	100.00%
Felony Charges	1	11	337	349
	0.29%	3.15%	96.56%	100.00%
Felony Convictions	1	8	152	161
	0.62%	4.97%	94.41%	100.00%

- 27A.460(7) Percentage of disposition to guilty as charged by trial
- 27A.460(8) Percentage of those found guilty of lesser charge by trial
- 27A.460(9) Percentage of cases where jury trial taken
- 27A.460(10) Percentage of trials which are bench (court) trials

Shock Probation by Disposition Type
 27A.440(3)(b)

	Denied	Granted	Vacated	Withdrawn	Other	Grand Total
0026090 SHOCK PROBATION IN FELONY CONVICTIONS	41	19	1	1	1	63
	65.08%	30.16%	1.59%	1.59%	1.59%	100.00%

27A.440(3)(b) Extracted data on shock probation shall be placed in the annual report of the Administrative Office of the Courts

* A case may consist of one or multiple convicted charges, the distinct count on cases counts the case only once.
 * Other Disposition types include: Denied, Extradition, Grand Jury, Granted, Merged, Mistrial, Grand Jury, Other, Remanded, and Sealed Records.



ADMINISTRATIVE OFFICE OF THE COURTS
Research and Statistics
Annual Report FY 2023
Circuit Court - Felony Criminal Cases
MARSHALL COUNTY

Youthful Offenders

There were 0 Felony level charges and 0 Non-Felony level charges disposed within 0 Circuit Criminal cases during the fiscal year. Non-Felony charges include Misdemeanor, Violation, Local Ordinance, or Other charges within those cases.

27A.460(11)

	Charges	Cases
Felony		
Felony Amended to Non-Felony		

27A.460(11) The number of juvenile offenders tried as an adult

Of the 0 Felony level charges disposed within the Youthful Offender cases, 0 (None%) charges were convicted.

Youthful Offender

		Grand Total
Felony Charges by Disposition Type	0	0

Note: A youth charged prior to their 18th birthday, proceeded against as a youthful offender under KRS 635.020(7) may not be included in the above.

KRS 635.020(7) If a person who is eighteen (18) or older is charged with a felony that occurred prior to their eighteenth birthday, the court shall, upon motion of the county attorney made prior to adjudication and consultation with the Commonwealth's Attorney, the case may proceed in accordance with the provisions of KRS 640.010.

* A case may consist of one or multiple convicted charges, the distinct count on cases counts the case only once.

* Other disposition types include: Denied, Extradition, Grand Jury, Granted, Merged, Mistrial, Grand Jury, Other, Remanded, and Sealed Records.

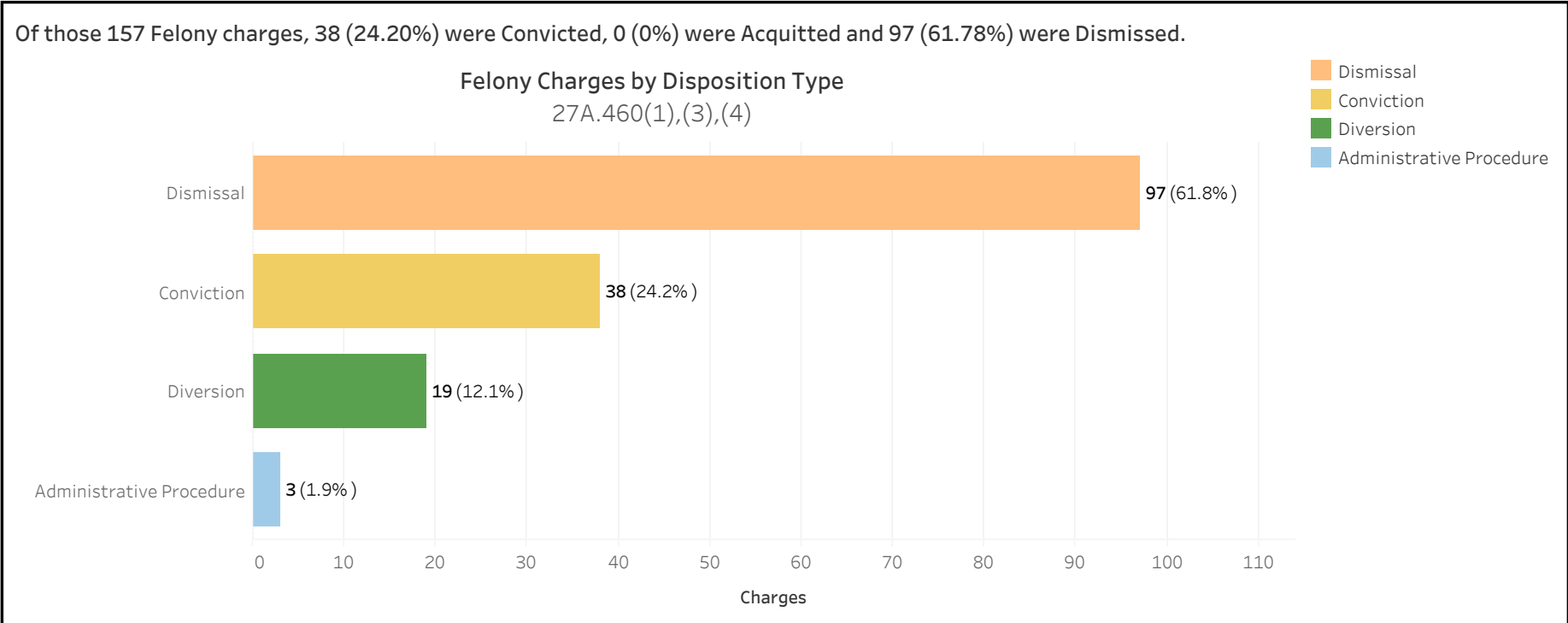


ADMINISTRATIVE OFFICE OF THE COURTS
Research and Statistics
 Annual Report FY 2023
 Circuit Court - Felony Criminal Cases

MARTIN COUNTY

There were 157 Felony level charges and 22 Non-Felony level charges disposed within 136 Circuit Criminal cases during the Fiscal Year. Non-Felony charges include Misdemeanor, Violation, Local Ordinance or Other charges within those cases.

		Charges	Cases
MARTIN	Felony	157	116
	Felony amended to Non-Felony	22	



27A.460(1) Conviction Percentages
 27A.460(3) Percentage of Acquittals
 27A.460(4) Percentage of Dismissals

* A case may consist of one or multiple convicted charges, the distinct count on cases counts the case only once.
 * Other Disposition types include: Denied, Extradition, Grand Jury, Granted, Merged, Mistrial, Grand Jury, Other, Remanded, and Sealed Records.



ADMINISTRATIVE OFFICE OF THE COURTS
Research and Statistics
 Annual Report FY 2023
 Circuit Court - Felony Criminal Cases

MARTIN COUNTY

Felony Charges Convicted by Highest Penalty Type

Penalty Type	FELONY			MISDEMEANOR			Grand Total		
	Charges	% of Chgs	Cases	Charges	% of Chgs	Cases	Charges	% of Chgs	Cases
Incarcerated Prison	17	44.7%	12	1	1.9%	1	18	20.0%	12
Incarcerated Jail	2	5.3%	1	25	48.1%	17	27	30.0%	17
Alternative: Probation	19	50.0%	17	23	44.2%	16	42	46.7%	21
Alternative Sentence				1	1.9%	1	1	1.1%	1
No Sentence				2	3.8%	1	2	2.2%	1
Grand Total	38	100.0%	30	52	100.0%	36	90	100.0%	49

27A.460(2) Percentages of fines, imprisonment, or other penalty assessment

Original & Final Plea Type

		GUILTY	NOT GUILTY	UNKNOWN PLEA TYPE	Grand Total
Felony Charges	Original Plea		127 (80.9%)	30 (19.1%)	157 (100.0%)
	Final Plea	127 (80.9%)		30 (19.1%)	157 (100.0%)
Felony amended to Non-Felony	Original Plea			22 (100.0%)	22 (100.0%)
	Final Plea			22 (100.0%)	22 (100.0%)

27A.460(5) Percentage of pleas as charges

27A.460(6) Percentage of pleas to reduce charges

* A case may consist of one or multiple convicted charges, the distinct count on cases counts the case only once.

* Convicted charges, percent of charges and the distinct count of cases are sorted by the highest sentence penalty for each of the convicted charges (Guilty, Guilty - Multiple Counts, Prepayable Citation - Paid or Guilty - Sealed Sentence, Enhanced).



ADMINISTRATIVE OFFICE OF THE COURTS
Research and Statistics
 Annual Report FY 2023
 Circuit Court - Felony Criminal Cases

MARTIN COUNTY

Cases can have multiple charges which are heard either by a Court Trial, Jury Trial, No Trial or by a combination of trial types. Cases are categorized by how all the charges within the case were disposed. If all charges were disposed by the same trial type, it is counted in the separate category, otherwise, it is counted within the Mixed Trial category. If a charge had no trial type entered or it had No Trial, then it is counted in the No Trial category.

Cases by Trial Type
 27A.460(7), (8), (9), (10)

	No Trial	Grand Total
Felony Amended to Non-Felony	20 100.0%	20 100.0%
Felony Charges	116 100.0%	116 100.0%
Felony Convictions	30 100.0%	30 100.0%

- 27A.460(7) Percentage of disposition to guilty as charged by trial
- 27A.460(8) Percentage of those found guilty of lesser charge by trial
- 27A.460(9) Percentage of cases where jury trial taken
- 27A.460(10) Percentage of trials which are bench (court) trials

Shock Probation by Disposition Type
 27A.440(3)(b)

	Grand Total
0	0

27A.440(3)(b) Extracted data on shock probation shall be placed in the annual report of the Administrative Office of the Courts

* A case may consist of one or multiple convicted charges, the distinct count on cases counts the case only once.
 * Other Disposition types include: Denied, Extradition, Grand Jury, Granted, Merged, Mistrial, Grand Jury, Other, Remanded, and Sealed Records.



ADMINISTRATIVE OFFICE OF THE COURTS
Research and Statistics
 Annual Report FY 2023
 Circuit Court - Felony Criminal Cases
MARTIN COUNTY

Youthful Offenders

There were 0 Felony level charges and 0 Non-Felony level charges disposed within 0 Circuit Criminal cases during the fiscal year. Non-Felony charges include Misdemeanor, Violation, Local Ordinance, or Other charges within those cases.

27A.460(11)

	Charges	Cases
Felony		
Felony Amended to Non-Felony		

27A.460(11) The number of juvenile offenders tried as an adult

Of the 0 Felony level charges disposed within the Youthful Offender cases, 0 (None%) charges were convicted.

Youthful Offender

	Grand Total
Felony Charges by Disposition Type	0

Note: A youth charged prior to their 18th birthday, proceeded against as a youthful offender under KRS 635.020(7) may not be included in the above.

KRS 635.020(7) If a person who is eighteen (18) or older is charged with a felony that occurred prior to their eighteenth birthday, the court shall, upon motion of the county attorney made prior to adjudication and consultation with the Commonwealth's Attorney, the case may proceed in accordance with the provisions of KRS 640.010.

* A case may consist of one or multiple convicted charges, the distinct count on cases counts the case only once.

* Other disposition types include: Denied, Extradition, Grand Jury, Granted, Merged, Mistrial, Grand Jury, Other, Remanded, and Sealed Records.

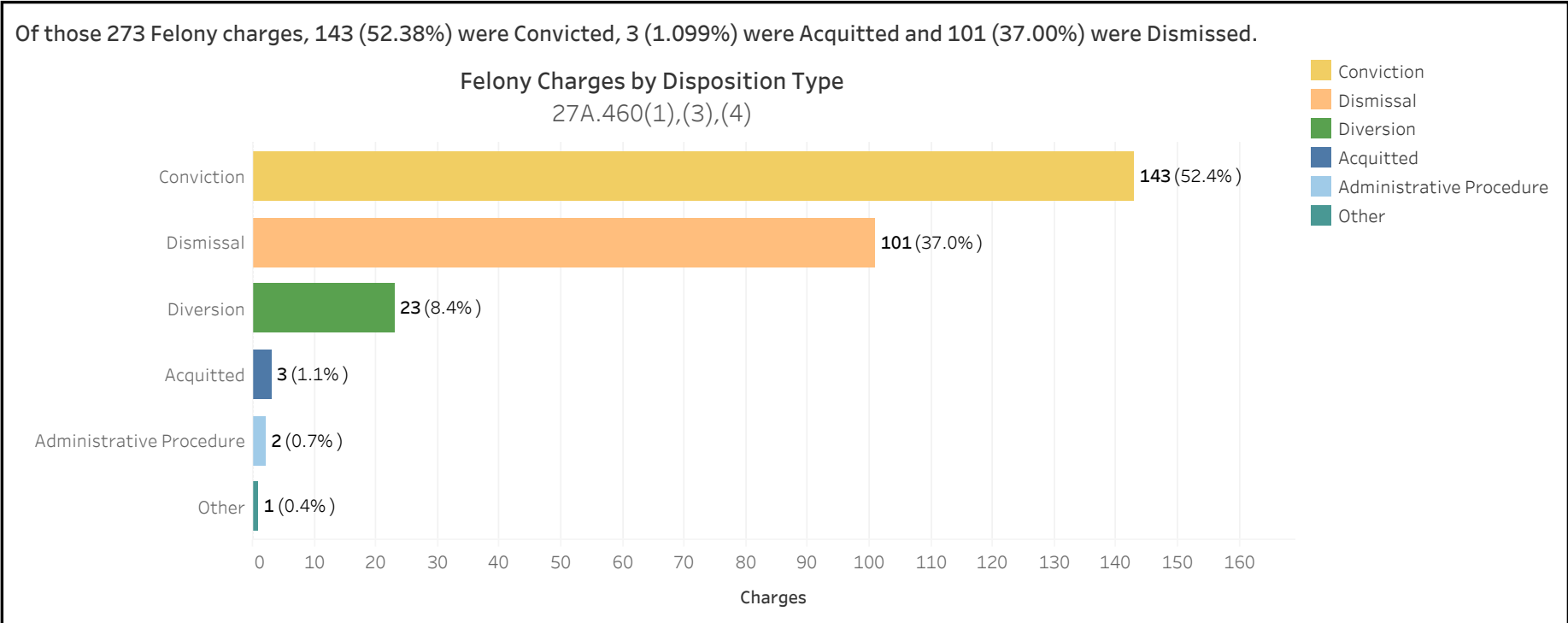


ADMINISTRATIVE OFFICE OF THE COURTS
Research and Statistics
 Annual Report FY 2023
 Circuit Court - Felony Criminal Cases

MASON COUNTY

There were 273 Felony level charges and 19 Non-Felony level charges disposed within 215 Circuit Criminal cases during the Fiscal Year. Non-Felony charges include Misdemeanor, Violation, Local Ordinance or Other charges within those cases.

		Charges	Cases
MASON	Felony	273	198
	Felony amended to Non-Felony	19	



27A.460(1) Conviction Percentages
 27A.460(3) Percentage of Acquittals
 27A.460(4) Percentage of Dismissals

* A case may consist of one or multiple convicted charges, the distinct count on cases counts the case only once.
 * Other Disposition types include: Denied, Extradition, Grand Jury, Granted, Merged, Mistrial, Grand Jury, Other, Remanded, and Sealed Records.



ADMINISTRATIVE OFFICE OF THE COURTS
Research and Statistics
 Annual Report FY 2023
 Circuit Court - Felony Criminal Cases

MASON COUNTY

Felony Charges Convicted by Highest Penalty Type

Penalty Type	FELONY			MISDEMEANOR			VIOLATION			Grand Total		
	Charges	% of Chgs	Cases	Charges	% of Chgs	Cases	Charges	% of Chgs	Cases	Charges	% of Chgs	Cases
Incarcerated Prison	84	60.0%	64							84	36.8%	64
Incarcerated Jail	15	10.7%	15	46	52.9%	29				61	26.8%	39
Alternative: Cond. Discharged				17	19.5%	10				17	7.5%	10
Alternative Sentence	36	25.7%	36	4	4.6%	4	1	100.0%	1	41	18.0%	41
Pay Court Cost				1	1.1%	1				1	0.4%	1
Other Penalty	5	3.6%	5	18	20.7%	11				23	10.1%	15
No Sentence				1	1.1%	1				1	0.4%	1
Grand Total	140	100.0%	116	87	100.0%	54	1	100.0%	1	228	100.0%	138

27A.460(2) Percentages of fines, imprisonment, or other penalty assessment

Original & Final Plea Type

		GUILTY	NOT GUILTY	UNKNOWN PLEA TYPE	Grand Total
		Felony Charges	Original Plea	24 (8.8%)	216 (79.1%)
	Final Plea	199 (72.9%)	41 (15.0%)	33 (12.1%)	273 (100.0%)
Felony amended to Non-Felony	Original Plea		17 (89.5%)	2 (10.5%)	19 (100.0%)
	Final Plea	2 (10.5%)	15 (78.9%)	2 (10.5%)	19 (100.0%)

27A.460(5) Percentage of pleas as charges

27A.460(6) Percentage of pleas to reduce charges

* A case may consist of one or multiple convicted charges, the distinct count on cases counts the case only once.

* Convicted charges, percent of charges and the distinct count of cases are sorted by the highest sentence penalty for each of the convicted charges (Guilty, Guilty - Multiple Counts, Prepayable Citation - Paid or Guilty - Sealed Sentence, Enhanced).



ADMINISTRATIVE OFFICE OF THE COURTS
Research and Statistics
 Annual Report FY 2023
 Circuit Court - Felony Criminal Cases

MASON COUNTY

Cases can have multiple charges which are heard either by a Court Trial, Jury Trial, No Trial or by a combination of trial types. Cases are categorized by how all the charges within the case were disposed. If all charges were disposed by the same trial type, it is counted in the separate category, otherwise, it is counted within the Mixed Trial category. If a charge had no trial type entered or it had No Trial, then it is counted in the No Trial category.

Cases by Trial Type
 27A.460(7), (8), (9), (10)

	Jury Trial	Mixed Trial	No Trial	Grand Total
Felony Amended to Non-Felony			17	17
			100.00%	100.00%
Felony Charges	2	1	195	198
	1.01%	0.51%	98.48%	100.00%
Felony Convictions	1		115	116
	0.86%		99.14%	100.00%

- 27A.460(7) Percentage of disposition to guilty as charged by trial
- 27A.460(8) Percentage of those found guilty of lesser charge by trial
- 27A.460(9) Percentage of cases where jury trial taken
- 27A.460(10) Percentage of trials which are bench (court) trials

Shock Probation by Disposition Type
 27A.440(3)(b)

	Denied	Granted	Vacated	Withdrawn	Grand Total
0026090 SHOCK PROBATION IN FELONY CONVICTIONS	92	21	1	2	116
	79.31%	18.10%	0.86%	1.72%	100.00%

27A.440(3)(b) Extracted data on shock probation shall be placed in the annual report of the Administrative Office of the Courts

* A case may consist of one or multiple convicted charges, the distinct count on cases counts the case only once.
 * Other Disposition types include: Denied, Extradition, Grand Jury, Granted, Merged, Mistrial, Grand Jury, Other, Remanded, and Sealed Records.



ADMINISTRATIVE OFFICE OF THE COURTS
Research and Statistics
Annual Report FY 2023
Circuit Court - Felony Criminal Cases
MASON COUNTY

Youthful Offenders

There were 2 Felony level charges and 0 Non-Felony level charges disposed within 1 Circuit Criminal cases during the fiscal year. Non-Felony charges include Misdemeanor, Violation, Local Ordinance, or Other charges within those cases.

27A.460(11)

	Charges	Cases
Felony	2	1
Felony Amended to Non-Felony	0	0

27A.460(11) The number of juvenile offenders tried as an adult

Of the 2 Felony level charges disposed within the Youthful Offender cases, 0 (0%) charges were convicted.

Youthful Offender

	Dismissal	Diversion	Grand Total
Felony Charges by Disposition Type	1	1	2

Note: A youth charged prior to their 18th birthday, proceeded against as a youthful offender under KRS 635.020(7) may not be included in the above.

KRS 635.020(7) If a person who is eighteen (18) or older is charged with a felony that occurred prior to their eighteenth birthday, the court shall, upon motion of the county attorney made prior to adjudication and consultation with the Commonwealth's Attorney, the case may proceed in accordance with the provisions of KRS 640.010.

* A case may consist of one or multiple convicted charges, the distinct count on cases counts the case only once.

* Other disposition types include: Denied, Extradition, Grand Jury, Granted, Merged, Mistrial, Grand Jury, Other, Remanded, and Sealed Records.

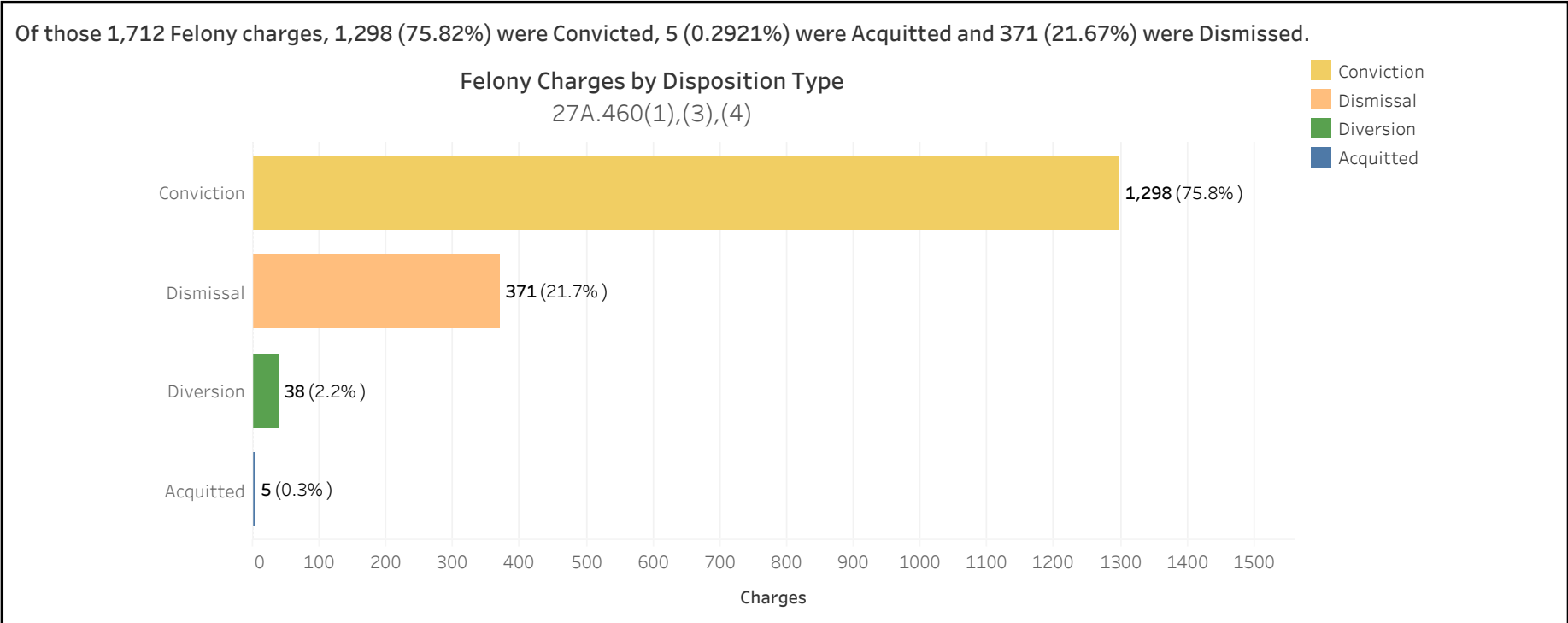


ADMINISTRATIVE OFFICE OF THE COURTS
Research and Statistics
 Annual Report FY 2023
 Circuit Court - Felony Criminal Cases

MCCRACKEN COUNTY

There were 1,712 Felony level charges and 96 Non-Felony level charges disposed within 1,207 Circuit Criminal cases during the Fiscal Year. Non-Felony charges include Misdemeanor, Violation, Local Ordinance or Other charges within those cases.

	Charges	Cases
MCCRACKEN Felony	1,712	1,126
Felony amended to Non-Felony	96	



27A.460(1) Conviction Percentages
 27A.460(3) Percentage of Acquittals
 27A.460(4) Percentage of Dismissals

* A case may consist of one or multiple convicted charges, the distinct count on cases counts the case only once.
 * Other Disposition types include: Denied, Extradition, Grand Jury, Granted, Merged, Mistrial, Grand Jury, Other, Remanded, and Sealed Records.



ADMINISTRATIVE OFFICE OF THE COURTS
Research and Statistics
 Annual Report FY 2023
 Circuit Court - Felony Criminal Cases

MCCRACKEN COUNTY

Felony Charges Convicted by Highest Penalty Type

Penalty Type	FELONY			LOCAL ORDINANCE			MISDEMEANOR			VIOLATION			Grand Total		
	Charges	% of Ch..	Cases	Charges	% of Ch..	Cases	Charges	% of Ch..	Cases	Charges	% of Ch..	Cases	Charges	% of Ch..	Cases
Incarcerated Prison	451	34.7%	259				3	0.2%	3				454	16.0%	262
Incarcerated Jail	221	17.0%	182				485	36.0%	264				706	24.8%	319
Alternative: Probation	572	44.1%	494				723	53.6%	424				1,295	45.5%	579
Alternative: Cond. Discharged	39	3.0%	36				106	7.9%	70				145	5.1%	82
Alternative Sentence	4	0.3%	4				2	0.1%	2	1	0.5%	1	7	0.2%	7
Pay Fine				1	33.3%	1	5	0.4%	5	100	51.5%	59	106	3.7%	63
Pay Court Cost	1	0.1%	1				4	0.3%	4	2	1.0%	1	7	0.2%	6
Other Penalty	3	0.2%	3	2	66.7%	2	17	1.3%	16	88	45.4%	49	110	3.9%	66
No Sentence	7	0.5%	6				4	0.3%	4	3	1.5%	3	14	0.5%	12
Grand Total	1,298	100.0%	964	3	100.0%	3	1,349	100.0%	741	194	100.0%	112	2,844	100.0%	1,060

27A.460(2) Percentages of fines, imprisonment, or other penalty assessment

Original & Final Plea Type

		GUILTY	NOT GUILTY	UNKNOWN PLEA TYPE	Grand Total
Felony Charges	Original Plea	53 (3.1%)	860 (50.2%)	799 (46.7%)	1,712 (100.0%)
	Final Plea	911 (53.2%)	2 (0.1%)	799 (46.7%)	1,712 (100.0%)
Felony amended to Non-Felony	Original Plea			96 (100.0%)	96 (100.0%)
	Final Plea			96 (100.0%)	96 (100.0%)

27A.460(5) Percentage of pleas as charges

27A.460(6) Percentage of pleas to reduce charges

* A case may consist of one or multiple convicted charges, the distinct count on cases counts the case only once.

* Convicted charges, percent of charges and the distinct count of cases are sorted by the highest sentence penalty for each of the convicted charges (Guilty, Guilty - Multiple Counts, Prepayable Citation - Paid or Guilty - Sealed Sentence, Enhanced).



ADMINISTRATIVE OFFICE OF THE COURTS
Research and Statistics
 Annual Report FY 2023
 Circuit Court - Felony Criminal Cases

MCCRACKEN COUNTY

Cases can have multiple charges which are heard either by a Court Trial, Jury Trial, No Trial or by a combination of trial types. Cases are categorized by how all the charges within the case were disposed. If all charges were disposed by the same trial type, it is counted in the separate category, otherwise, it is counted within the Mixed Trial category. If a charge had no trial type entered or it had No Trial, then it is counted in the No Trial category.

Cases by Trial Type
 27A.460(7), (8), (9), (10)

	Jury Trial	Mixed Trial	No Trial	Grand Total
Felony Amended to Non-Felony		14 17.28%	67 82.72%	81 100.00%
Felony Charges	4 0.36%	138 12.26%	984 87.39%	1,126 100.00%
Felony Convictions	2 0.21%	125 12.97%	837 86.83%	964 100.00%

27A.460(7) Percentage of disposition to guilty as charged by trial
 27A.460(8) Percentage of those found guilty of lesser charge by trial
 27A.460(9) Percentage of cases where jury trial taken
 27A.460(10) Percentage of trials which are bench (court) trials

Shock Probation by Disposition Type
 27A.440(3)(b)

	Granted	Grand Total
0026090 SHOCK PROBATION IN FELONY CONVICTIONS	11 100.00%	11 100.00%

27A.440(3)(b) Extracted data on shock probation shall be placed in the annual report of the Administrative Office of the Courts

* A case may consist of one or multiple convicted charges, the distinct count on cases counts the case only once.
 * Other Disposition types include: Denied, Extradition, Grand Jury, Granted, Merged, Mistrial, Grand Jury, Other, Remanded, and Sealed Records.



ADMINISTRATIVE OFFICE OF THE COURTS
Research and Statistics
Annual Report FY 2023
Circuit Court - Felony Criminal Cases
MCCRACKEN COUNTY

Youthful Offenders

There were 0 Felony level charges and 0 Non-Felony level charges disposed within 0 Circuit Criminal cases during the fiscal year. Non-Felony charges include Misdemeanor, Violation, Local Ordinance, or Other charges within those cases.

27A.460(11)

	Charges	Cases
Felony		
Felony Amended to Non-Felony		

27A.460(11) The number of juvenile offenders tried as an adult

Of the 0 Felony level charges disposed within the Youthful Offender cases, 0 (None%) charges were convicted.

Youthful Offender

		Grand Total
Felony Charges by Disposition Type	0	0

Note: A youth charged prior to their 18th birthday, proceeded against as a youthful offender under KRS 635.020(7) may not be included in the above.

KRS 635.020(7) If a person who is eighteen (18) or older is charged with a felony that occurred prior to their eighteenth birthday, the court shall, upon motion of the county attorney made prior to adjudication and consultation with the Commonwealth's Attorney, the case may proceed in accordance with the provisions of KRS 640.010.

* A case may consist of one or multiple convicted charges, the distinct count on cases counts the case only once.

* Other disposition types include: Denied, Extradition, Grand Jury, Granted, Merged, Mistrial, Grand Jury, Other, Remanded, and Sealed Records.

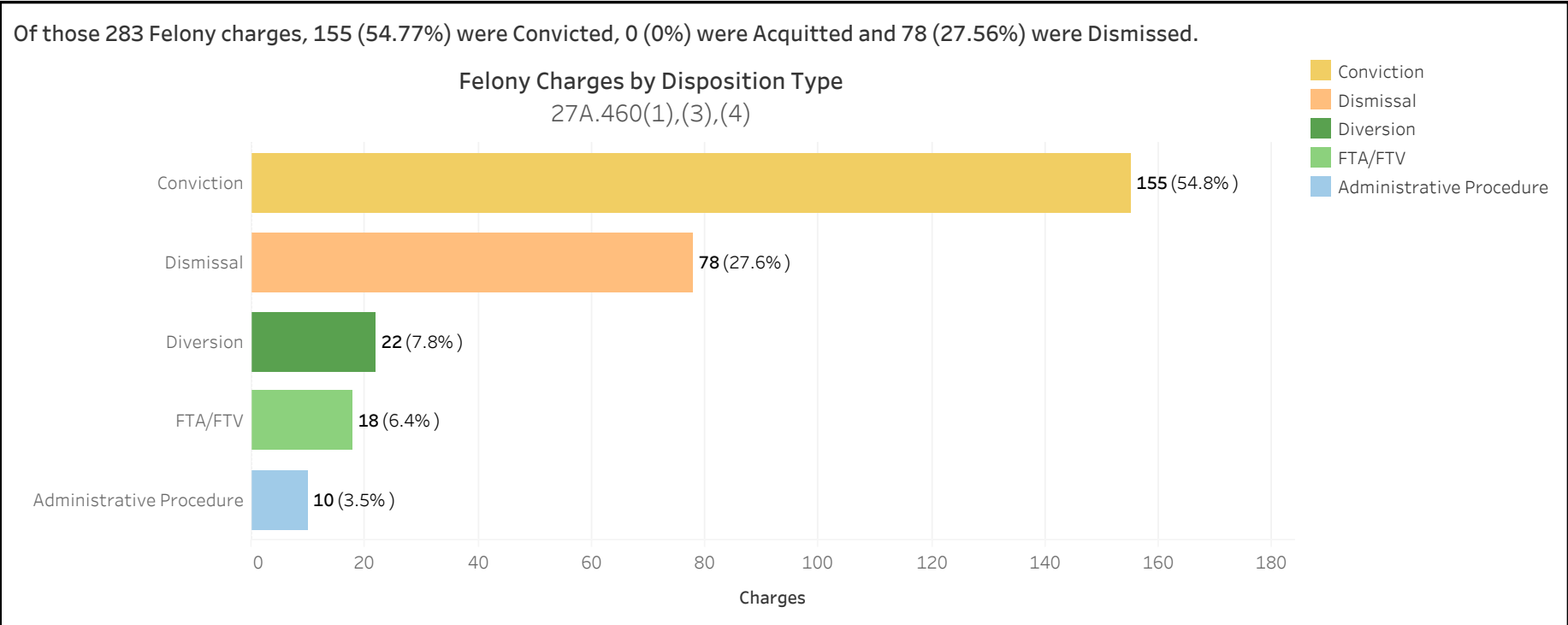


ADMINISTRATIVE OFFICE OF THE COURTS
Research and Statistics
 Annual Report FY 2023
 Circuit Court - Felony Criminal Cases

MCCREARY COUNTY

There were 283 Felony level charges and 12 Non-Felony level charges disposed within 188 Circuit Criminal cases during the Fiscal Year. Non-Felony charges include Misdemeanor, Violation, Local Ordinance or Other charges within those cases.

		Charges	Cases
MCCREARY	Felony	283	178
	Felony amended to Non-Felony	12	



27A.460(1) Conviction Percentages
 27A.460(3) Percentage of Acquittals
 27A.460(4) Percentage of Dismissals

* A case may consist of one or multiple convicted charges, the distinct count on cases counts the case only once.
 * Other Disposition types include: Denied, Extradition, Grand Jury, Granted, Merged, Mistrial, Grand Jury, Other, Remanded, and Sealed Records.



ADMINISTRATIVE OFFICE OF THE COURTS
Research and Statistics
 Annual Report FY 2023
 Circuit Court - Felony Criminal Cases

MCCREARY COUNTY

Felony Charges Convicted by Highest Penalty Type

Penalty Type	FELONY			MISDEMEANOR			Grand Total		
	Charges	% of Chgs	Cases	Charges	% of Chgs	Cases	Charges	% of Chgs	Cases
Incarcerated Prison	85	57.0%	48	2	4.4%	1	87	44.8%	48
Incarcerated Jail	12	8.1%	9	16	35.6%	14	28	14.4%	22
Alternative: Probation	49	32.9%	45	1	2.2%	1	50	25.8%	46
Alternative: Cond. Discharged				20	44.4%	16	20	10.3%	16
Alternative Sentence	1	0.7%	1	4	8.9%	4	5	2.6%	5
Pay Fine				2	4.4%	2	2	1.0%	2
Other Penalty	1	0.7%	1				1	0.5%	1
No Sentence	1	0.7%	1				1	0.5%	1
Grand Total	149	100.0%	102	45	100.0%	35	194	100.0%	119

27A.460(2) Percentages of fines, imprisonment, or other penalty assessment

Original & Final Plea Type

		GUILTY	NOT GUILTY	UNKNOWN PLEA TYPE	Grand Total
Felony Charges	Original Plea	2 (0.7%)	50 (17.7%)	231 (81.6%)	283 (100.0%)
	Final Plea	45 (15.9%)	7 (2.5%)	231 (81.6%)	283 (100.0%)
Felony amended to Non-Felony	Original Plea			12 (100.0%)	12 (100.0%)
	Final Plea			12 (100.0%)	12 (100.0%)

27A.460(5) Percentage of pleas as charges

27A.460(6) Percentage of pleas to reduce charges

* A case may consist of one or multiple convicted charges, the distinct count on cases counts the case only once.

* Convicted charges, percent of charges and the distinct count of cases are sorted by the highest sentence penalty for each of the convicted charges (Guilty, Guilty - Multiple Counts, Prepayable Citation - Paid or Guilty - Sealed Sentence, Enhanced).



ADMINISTRATIVE OFFICE OF THE COURTS
Research and Statistics
 Annual Report FY 2023
 Circuit Court - Felony Criminal Cases

MCCREARY COUNTY

Cases can have multiple charges which are heard either by a Court Trial, Jury Trial, No Trial or by a combination of trial types. Cases are categorized by how all the charges within the case were disposed. If all charges were disposed by the same trial type, it is counted in the separate category, otherwise, it is counted within the Mixed Trial category. If a charge had no trial type entered or it had No Trial, then it is counted in the No Trial category.

Cases by Trial Type
 27A.460(7), (8), (9), (10)

	Court Trial	Jury Trial	Mixed Trial	No Trial	Grand Total
Felony Amended to Non-Felony				10	10
				100.00%	100.00%
Felony Charges	5 2.81%	1 0.56%	19 10.67%	153 85.96%	178 100.00%
Felony Convictions		1 0.98%	12 11.76%	89 87.25%	102 100.00%

- 27A.460(7) Percentage of disposition to guilty as charged by trial
- 27A.460(8) Percentage of those found guilty of lesser charge by trial
- 27A.460(9) Percentage of cases where jury trial taken
- 27A.460(10) Percentage of trials which are bench (court) trials

Shock Probation by Disposition Type
 27A.440(3)(b)

	Denied	Granted	Other	Grand Total
0026090 SHOCK PROBATION IN FELONY CONVICTIONS	9 81.82%	2 18.18%		11 100.00%
0026100 SHOCK PROBATION IN MISDEMEANOR CONVICTIONS	1 25.00%		3 75.00%	4 100.00%

27A.440(3)(b) Extracted data on shock probation shall be placed in the annual report of the Administrative Office of the Courts

* A case may consist of one or multiple convicted charges, the distinct count on cases counts the case only once.
 * Other Disposition types include: Denied, Extradition, Grand Jury, Granted, Merged, Mistrial, Grand Jury, Other, Remanded, and Sealed Records.



ADMINISTRATIVE OFFICE OF THE COURTS
Research and Statistics
Annual Report FY 2023
Circuit Court - Felony Criminal Cases
MCCREARY COUNTY

Youthful Offenders

There were 0 Felony level charges and 0 Non-Felony level charges disposed within 0 Circuit Criminal cases during the fiscal year. Non-Felony charges include Misdemeanor, Violation, Local Ordinance, or Other charges within those cases.

27A.460(11)

	Charges	Cases
Felony		
Felony Amended to Non-Felony		

27A.460(11) The number of juvenile offenders tried as an adult

Of the 0 Felony level charges disposed within the Youthful Offender cases, 0 (None%) charges were convicted.

Youthful Offender

		Grand Total
Felony Charges by Disposition Type	0	0

Note: A youth charged prior to their 18th birthday, proceeded against as a youthful offender under KRS 635.020(7) may not be included in the above.

KRS 635.020(7) If a person who is eighteen (18) or older is charged with a felony that occurred prior to their eighteenth birthday, the court shall, upon motion of the county attorney made prior to adjudication and consultation with the Commonwealth's Attorney, the case may proceed in accordance with the provisions of KRS 640.010.

* A case may consist of one or multiple convicted charges, the distinct count on cases counts the case only once.

* Other disposition types include: Denied, Extradition, Grand Jury, Granted, Merged, Mistrial, Grand Jury, Other, Remanded, and Sealed Records.

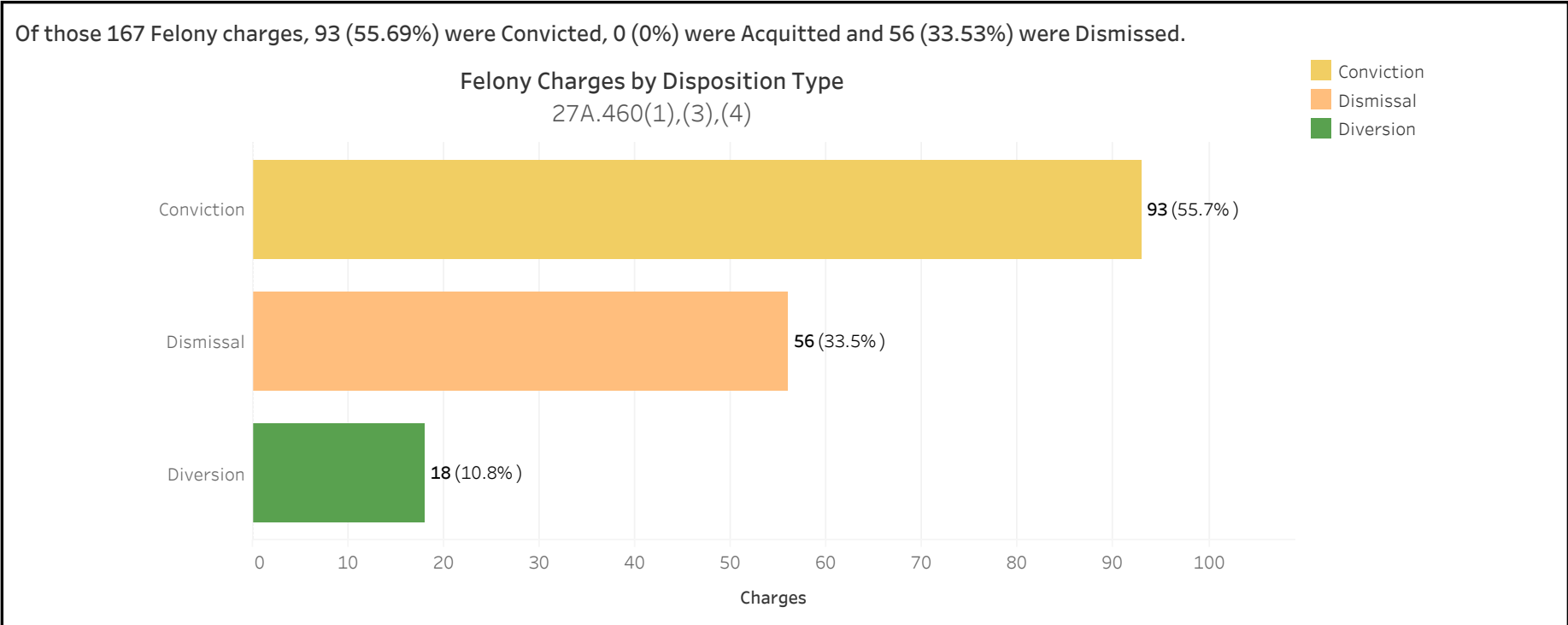


ADMINISTRATIVE OFFICE OF THE COURTS
Research and Statistics
 Annual Report FY 2023
 Circuit Court - Felony Criminal Cases

MCLEAN COUNTY

There were 167 Felony level charges and 3 Non-Felony level charges disposed within 97 Circuit Criminal cases during the Fiscal Year. Non-Felony charges include Misdemeanor, Violation, Local Ordinance or Other charges within those cases.

		Charges	Cases
MCLEAN	Felony	167	94
	Felony amended to Non-Felony	3	



27A.460(1) Conviction Percentages
 27A.460(3) Percentage of Acquittals
 27A.460(4) Percentage of Dismissals

* A case may consist of one or multiple convicted charges, the distinct count on cases counts the case only once.
 * Other Disposition types include: Denied, Extradition, Grand Jury, Granted, Merged, Mistrial, Grand Jury, Other, Remanded, and Sealed Records.



ADMINISTRATIVE OFFICE OF THE COURTS
Research and Statistics
 Annual Report FY 2023
 Circuit Court - Felony Criminal Cases

MCLEAN COUNTY

Felony Charges Convicted by Highest Penalty Type

Penalty Type	FELONY			MISDEMEANOR			Grand Total		
	Charges	% of Chgs	Cases	Charges	% of Chgs	Cases	Charges	% of Chgs	Cases
Incarcerated Prison	48	57.1%	38				48	42.9%	38
Incarcerated Jail	11	13.1%	6	15	53.6%	13	26	23.2%	17
Alternative: Probation	23	27.4%	18	7	25.0%	6	30	26.8%	23
Pay Court Cost	2	2.4%	2				2	1.8%	2
Other Penalty				6	21.4%	5	6	5.4%	5
Grand Total	84	100.0%	63	28	100.0%	24	112	100.0%	68

27A.460(2) Percentages of fines, imprisonment, or other penalty assessment

Original & Final Plea Type

		GUILTY	NOT GUILTY	UNKNOWN PLEA TYPE	Grand Total
Felony Charges	Original Plea	32 (19.2%)	116 (69.5%)	19 (11.4%)	167 (100.0%)
	Final Plea	125 (74.9%)	23 (13.8%)	19 (11.4%)	167 (100.0%)
Felony amended to Non-Felony	Original Plea		1 (33.3%)	2 (66.7%)	3 (100.0%)
	Final Plea		1 (33.3%)	2 (66.7%)	3 (100.0%)

27A.460(5) Percentage of pleas as charges

27A.460(6) Percentage of pleas to reduce charges

* A case may consist of one or multiple convicted charges, the distinct count on cases counts the case only once.

* Convicted charges, percent of charges and the distinct count of cases are sorted by the highest sentence penalty for each of the convicted charges (Guilty, Guilty - Multiple Counts, Prepayable Citation - Paid or Guilty - Sealed Sentence, Enhanced).



ADMINISTRATIVE OFFICE OF THE COURTS
Research and Statistics
 Annual Report FY 2023
 Circuit Court - Felony Criminal Cases

MCLEAN COUNTY

Cases can have multiple charges which are heard either by a Court Trial, Jury Trial, No Trial or by a combination of trial types. Cases are categorized by how all the charges within the case were disposed. If all charges were disposed by the same trial type, it is counted in the separate category, otherwise, it is counted within the Mixed Trial category. If a charge had no trial type entered or it had No Trial, then it is counted in the No Trial category.

Cases by Trial Type
 27A.460(7), (8), (9), (10)

	Mixed Trial	No Trial	Grand Total
Felony Amended to Non-Felony		3 100.00%	3 100.00%
Felony Charges	2 2.13%	92 97.87%	94 100.00%
Felony Convictions	1 1.59%	62 98.41%	63 100.00%

- 27A.460(7) Percentage of disposition to guilty as charged by trial
- 27A.460(8) Percentage of those found guilty of lesser charge by trial
- 27A.460(9) Percentage of cases where jury trial taken
- 27A.460(10) Percentage of trials which are bench (court) trials

Shock Probation by Disposition Type
 27A.440(3)(b)

	Denied	Granted	Grand Total
0026090 SHOCK PROBATION IN FELONY CONVICTIONS	27 81.82%	6 18.18%	33 100.00%

27A.440(3)(b) Extracted data on shock probation shall be placed in the annual report of the Administrative Office of the Courts

* A case may consist of one or multiple convicted charges, the distinct count on cases counts the case only once.
 * Other Disposition types include: Denied, Extradition, Grand Jury, Granted, Merged, Mistrial, Grand Jury, Other, Remanded, and Sealed Records.



ADMINISTRATIVE OFFICE OF THE COURTS
Research and Statistics
Annual Report FY 2023
Circuit Court - Felony Criminal Cases
MCLEAN COUNTY

Youthful Offenders

There were 0 Felony level charges and 0 Non-Felony level charges disposed within 0 Circuit Criminal cases during the fiscal year. Non-Felony charges include Misdemeanor, Violation, Local Ordinance, or Other charges within those cases.

27A.460(11)

	Charges	Cases
Felony		
Felony Amended to Non-Felony		

27A.460(11) The number of juvenile offenders tried as an adult

Of the 0 Felony level charges disposed within the Youthful Offender cases, 0 (None%) charges were convicted.

Youthful Offender

		Grand Total
Felony Charges by Disposition Type	0	0

Note: A youth charged prior to their 18th birthday, proceeded against as a youthful offender under KRS 635.020(7) may not be included in the above.

KRS 635.020(7) If a person who is eighteen (18) or older is charged with a felony that occurred prior to their eighteenth birthday, the court shall, upon motion of the county attorney made prior to adjudication and consultation with the Commonwealth's Attorney, the case may proceed in accordance with the provisions of KRS 640.010.

* A case may consist of one or multiple convicted charges, the distinct count on cases counts the case only once.

* Other disposition types include: Denied, Extradition, Grand Jury, Granted, Merged, Mistrial, Grand Jury, Other, Remanded, and Sealed Records.

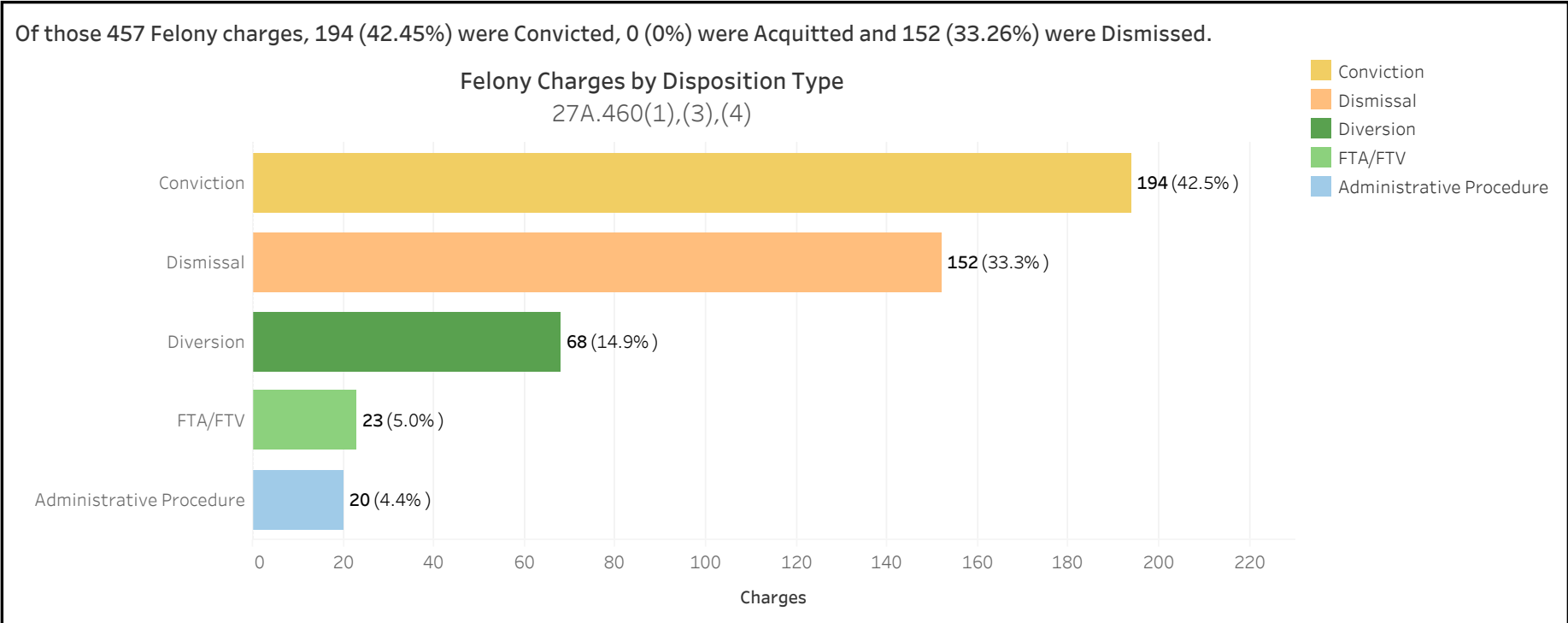


ADMINISTRATIVE OFFICE OF THE COURTS
Research and Statistics
 Annual Report FY 2023
 Circuit Court - Felony Criminal Cases

MEADE COUNTY

There were 457 Felony level charges and 15 Non-Felony level charges disposed within 295 Circuit Criminal cases during the Fiscal Year. Non-Felony charges include Misdemeanor, Violation, Local Ordinance or Other charges within those cases.

		Charges	Cases
MEADE	Felony	457	282
	Felony amended to Non-Felony	15	



27A.460(1) Conviction Percentages
 27A.460(3) Percentage of Acquittals
 27A.460(4) Percentage of Dismissals

* A case may consist of one or multiple convicted charges, the distinct count on cases counts the case only once.
 * Other Disposition types include: Denied, Extradition, Grand Jury, Granted, Merged, Mistrial, Grand Jury, Other, Remanded, and Sealed Records.



ADMINISTRATIVE OFFICE OF THE COURTS
Research and Statistics
 Annual Report FY 2023
 Circuit Court - Felony Criminal Cases

MEADE COUNTY

Felony Charges Convicted by Highest Penalty Type

Penalty Type	FELONY			MISDEMEANOR			VIOLATION			Grand Total		
	Charges	% of Chgs	Cases	Charges	% of Chgs	Cases	Charges	% of Chgs	Cases	Charges	% of Chgs	Cases
Incarcerated Prison	34	19.9%	20							34	12.6%	20
Incarcerated Jail	12	7.0%	10	25	25.5%	14				37	13.7%	24
Alternative: Probation	23	13.5%	21	15	15.3%	13				38	14.1%	32
Alternative Sentence	1	0.6%	1							1	0.4%	1
Pay Fine	4	2.3%	4	9	9.2%	9				13	4.8%	13
Pay Court Cost	11	6.4%	11	1	1.0%	1				12	4.4%	12
Other Penalty	85	49.7%	65	48	49.0%	31	1	100.0%	1	134	49.6%	75
No Sentence	1	0.6%	1							1	0.4%	1
Grand Total	171	100.0%	122	98	100.0%	64	1	100.0%	1	270	100.0%	139

27A.460(2) Percentages of fines, imprisonment, or other penalty assessment

Original & Final Plea Type

		GUILTY	NOT GUILTY	UNKNOWN PLEA TYPE	Grand Total
Felony Charges	Original Plea	4 (0.9%)	279 (61.1%)	174 (38.1%)	457 (100.0%)
	Final Plea	279 (61.1%)	4 (0.9%)	174 (38.1%)	457 (100.0%)
Felony amended to Non-Felony	Original Plea		2 (13.3%)	13 (86.7%)	15 (100.0%)
	Final Plea		2 (13.3%)	13 (86.7%)	15 (100.0%)

27A.460(5) Percentage of pleas as charges

27A.460(6) Percentage of pleas to reduce charges

* A case may consist of one or multiple convicted charges, the distinct count on cases counts the case only once.

* Convicted charges, percent of charges and the distinct count of cases are sorted by the highest sentence penalty for each of the convicted charges (Guilty, Guilty - Multiple Counts, Prepayable Citation - Paid or Guilty - Sealed Sentence, Enhanced).



ADMINISTRATIVE OFFICE OF THE COURTS
Research and Statistics
 Annual Report FY 2023
 Circuit Court - Felony Criminal Cases

MEADE COUNTY

Cases can have multiple charges which are heard either by a Court Trial, Jury Trial, No Trial or by a combination of trial types. Cases are categorized by how all the charges within the case were disposed. If all charges were disposed by the same trial type, it is counted in the separate category, otherwise, it is counted within the Mixed Trial category. If a charge had no trial type entered or it had No Trial, then it is counted in the No Trial category.

Cases by Trial Type
 27A.460(7), (8), (9), (10)

	Jury Trial	Mixed Trial	No Trial	Grand Total
Felony Amended to Non-Felony			13	13
			100.00%	100.00%
Felony Charges	1	3	278	282
	0.35%	1.06%	98.58%	100.00%
Felony Convictions	1	1	123	125
	0.80%	0.80%	98.40%	100.00%

- 27A.460(7) Percentage of disposition to guilty as charged by trial
- 27A.460(8) Percentage of those found guilty of lesser charge by trial
- 27A.460(9) Percentage of cases where jury trial taken
- 27A.460(10) Percentage of trials which are bench (court) trials

Shock Probation by Disposition Type
 27A.440(3)(b)

	Denied	Granted	Vacated	Grand Total
0026090 SHOCK PROBATION IN FELONY CONVICTIONS	10	4	1	15
	66.67%	26.67%	6.67%	100.00%

27A.440(3)(b) Extracted data on shock probation shall be placed in the annual report of the Administrative Office of the Courts

* A case may consist of one or multiple convicted charges, the distinct count on cases counts the case only once.
 * Other Disposition types include: Denied, Extradition, Grand Jury, Granted, Merged, Mistrial, Grand Jury, Other, Remanded, and Sealed Records.



ADMINISTRATIVE OFFICE OF THE COURTS
Research and Statistics
Annual Report FY 2023
Circuit Court - Felony Criminal Cases
MEADE COUNTY

Youthful Offenders

There were 0 Felony level charges and 0 Non-Felony level charges disposed within 0 Circuit Criminal cases during the fiscal year. Non-Felony charges include Misdemeanor, Violation, Local Ordinance, or Other charges within those cases.

27A.460(11)

	Charges	Cases
Felony		
Felony Amended to Non-Felony		

27A.460(11) The number of juvenile offenders tried as an adult

Of the 0 Felony level charges disposed within the Youthful Offender cases, 0 (None%) charges were convicted.

Youthful Offender

		Grand Total
Felony Charges by Disposition Type	0	0

Note: A youth charged prior to their 18th birthday, proceeded against as a youthful offender under KRS 635.020(7) may not be included in the above.

KRS 635.020(7) If a person who is eighteen (18) or older is charged with a felony that occurred prior to their eighteenth birthday, the court shall, upon motion of the county attorney made prior to adjudication and consultation with the Commonwealth's Attorney, the case may proceed in accordance with the provisions of KRS 640.010.

* A case may consist of one or multiple convicted charges, the distinct count on cases counts the case only once.

* Other disposition types include: Denied, Extradition, Grand Jury, Granted, Merged, Mistrial, Grand Jury, Other, Remanded, and Sealed Records.

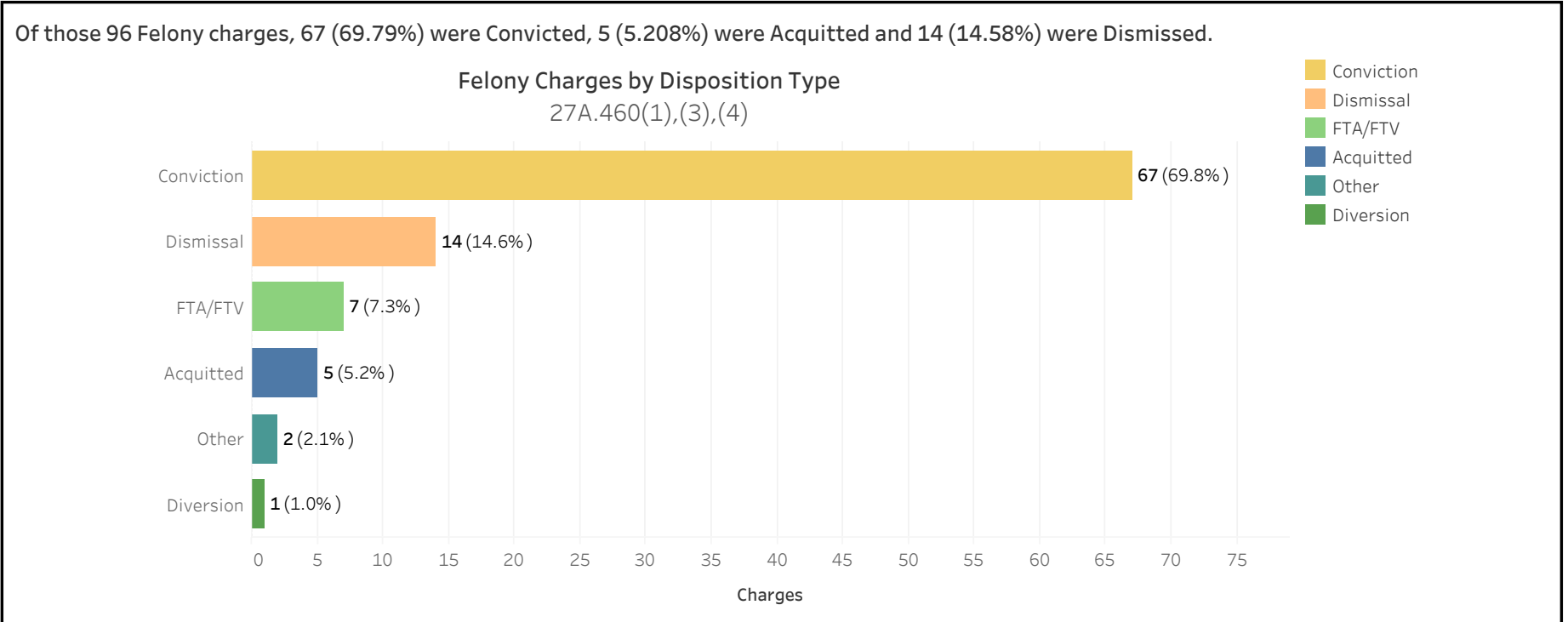


ADMINISTRATIVE OFFICE OF THE COURTS
Research and Statistics
 Annual Report FY 2023
 Circuit Court - Felony Criminal Cases

MENIFEE COUNTY

There were 96 Felony level charges and 4 Non-Felony level charges disposed within 60 Circuit Criminal cases during the Fiscal Year. Non-Felony charges include Misdemeanor, Violation, Local Ordinance or Other charges within those cases.

		Charges	Cases
MENIFEE	Felony	96	56
	Felony amended to Non-Felony	4	



27A.460(1) Conviction Percentages
 27A.460(3) Percentage of Acquittals
 27A.460(4) Percentage of Dismissals

* A case may consist of one or multiple convicted charges, the distinct count on cases counts the case only once.
 * Other Disposition types include: Denied, Extradition, Grand Jury, Granted, Merged, Mistrial, Grand Jury, Other, Remanded, and Sealed Records.



ADMINISTRATIVE OFFICE OF THE COURTS
Research and Statistics
 Annual Report FY 2023
 Circuit Court - Felony Criminal Cases

MENIFEE COUNTY

Felony Charges Convicted by Highest Penalty Type

Penalty Type	FELONY			MISDEMEANOR			VIOLATION			Grand Total		
	Charges	% of Chgs	Cases	Charges	% of Chgs	Cases	Charges	% of Chgs	Cases	Charges	% of Chgs	Cases
Incarcerated Prison	21	31.8%	15	1	1.4%	1				22	15.4%	15
Incarcerated Jail	6	9.1%	4	21	28.8%	9				27	18.9%	9
Alternative: Probation	2	3.0%	2	4	5.5%	3				6	4.2%	5
Alternative Sentence	27	40.9%	22	31	42.5%	17				58	40.6%	26
Pay Fine							2	50.0%	1	2	1.4%	1
Other Penalty	2	3.0%	1	11	15.1%	8	1	25.0%	1	14	9.8%	9
No Sentence	8	12.1%	4	5	6.8%	5	1	25.0%	1	14	9.8%	6
Grand Total	66	100.0%	45	73	100.0%	35	4	100.0%	3	143	100.0%	54

27A.460(2) Percentages of fines, imprisonment, or other penalty assessment

Original & Final Plea Type

		GUILTY	NOT GUILTY	UNKNOWN PLEA TYPE	Grand Total
Felony Charges	Original Plea	13 (13.5%)	48 (50.0%)	35 (36.5%)	96 (100.0%)
	Final Plea	59 (61.5%)	2 (2.1%)	35 (36.5%)	96 (100.0%)
Felony amended to Non-Felony	Original Plea			4 (100.0%)	4 (100.0%)
	Final Plea			4 (100.0%)	4 (100.0%)

27A.460(5) Percentage of pleas as charges

27A.460(6) Percentage of pleas to reduce charges

* A case may consist of one or multiple convicted charges, the distinct count on cases counts the case only once.

* Convicted charges, percent of charges and the distinct count of cases are sorted by the highest sentence penalty for each of the convicted charges (Guilty, Guilty - Multiple Counts, Prepayable Citation - Paid or Guilty - Sealed Sentence, Enhanced).



ADMINISTRATIVE OFFICE OF THE COURTS
Research and Statistics
 Annual Report FY 2023
 Circuit Court - Felony Criminal Cases

MENIFEE COUNTY

Cases can have multiple charges which are heard either by a Court Trial, Jury Trial, No Trial or by a combination of trial types. Cases are categorized by how all the charges within the case were disposed. If all charges were disposed by the same trial type, it is counted in the separate category, otherwise, it is counted within the Mixed Trial category. If a charge had no trial type entered or it had No Trial, then it is counted in the No Trial category.

Cases by Trial Type
 27A.460(7), (8), (9), (10)

	Mixed Trial	No Trial	Grand Total
Felony Amended to Non-Felony		4	4
		100.00%	100.00%
Felony Charges	6	50	56
	10.71%	89.29%	100.00%
Felony Convictions	4	41	45
	8.89%	91.11%	100.00%

- 27A.460(7) Percentage of disposition to guilty as charged by trial
- 27A.460(8) Percentage of those found guilty of lesser charge by trial
- 27A.460(9) Percentage of cases where jury trial taken
- 27A.460(10) Percentage of trials which are bench (court) trials

Shock Probation by Disposition Type
 27A.440(3)(b)

	Granted	Grand Total
0026090 SHOCK PROBATION IN FELONY CONVICTIONS	1	1
	100.00%	100.00%

27A.440(3)(b) Extracted data on shock probation shall be placed in the annual report of the Administrative Office of the Courts

* A case may consist of one or multiple convicted charges, the distinct count on cases counts the case only once.
 * Other Disposition types include: Denied, Extradition, Grand Jury, Granted, Merged, Mistrial, Grand Jury, Other, Remanded, and Sealed Records.



ADMINISTRATIVE OFFICE OF THE COURTS
Research and Statistics
Annual Report FY 2023
Circuit Court - Felony Criminal Cases
MENIFEE COUNTY

Youthful Offenders

There were 0 Felony level charges and 0 Non-Felony level charges disposed within 0 Circuit Criminal cases during the fiscal year. Non-Felony charges include Misdemeanor, Violation, Local Ordinance, or Other charges within those cases.

27A.460(11)

	Charges	Cases
Felony		
Felony Amended to Non-Felony		

27A.460(11) The number of juvenile offenders tried as an adult

Of the 0 Felony level charges disposed within the Youthful Offender cases, 0 (None%) charges were convicted.

Youthful Offender

		Grand Total
Felony Charges by Disposition Type	0	0

Note: A youth charged prior to their 18th birthday, proceeded against as a youthful offender under KRS 635.020(7) may not be included in the above.

KRS 635.020(7) If a person who is eighteen (18) or older is charged with a felony that occurred prior to their eighteenth birthday, the court shall, upon motion of the county attorney made prior to adjudication and consultation with the Commonwealth's Attorney, the case may proceed in accordance with the provisions of KRS 640.010.

* A case may consist of one or multiple convicted charges, the distinct count on cases counts the case only once.

* Other disposition types include: Denied, Extradition, Grand Jury, Granted, Merged, Mistrial, Grand Jury, Other, Remanded, and Sealed Records.

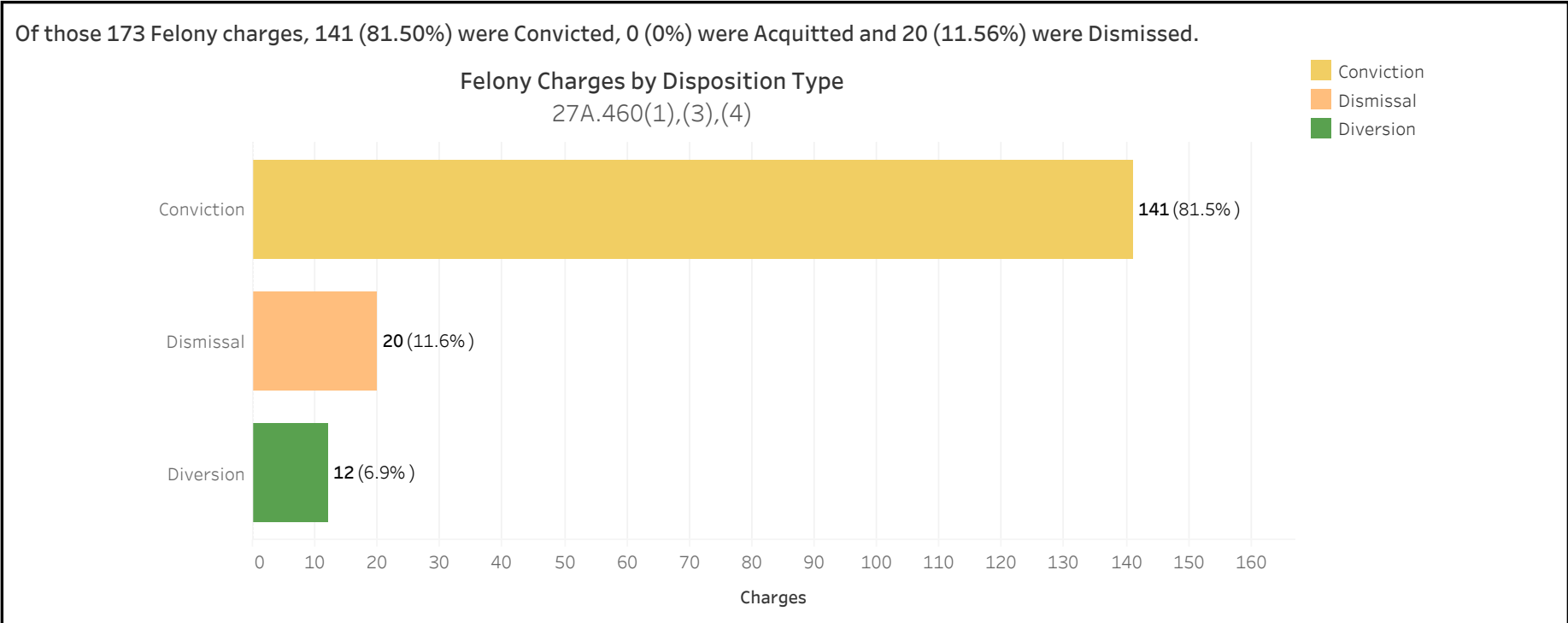


ADMINISTRATIVE OFFICE OF THE COURTS
Research and Statistics
 Annual Report FY 2023
 Circuit Court - Felony Criminal Cases

MERCER COUNTY

There were 173 Felony level charges and 33 Non-Felony level charges disposed within 133 Circuit Criminal cases during the Fiscal Year. Non-Felony charges include Misdemeanor, Violation, Local Ordinance or Other charges within those cases.

		Charges	Cases
MERCER	Felony	173	105
	Felony amended to Non-Felony	33	



27A.460(1) Conviction Percentages
 27A.460(3) Percentage of Acquittals
 27A.460(4) Percentage of Dismissals

* A case may consist of one or multiple convicted charges, the distinct count on cases counts the case only once.
 * Other Disposition types include: Denied, Extradition, Grand Jury, Granted, Merged, Mistrial, Grand Jury, Other, Remanded, and Sealed Records.



ADMINISTRATIVE OFFICE OF THE COURTS
Research and Statistics
 Annual Report FY 2023
 Circuit Court - Felony Criminal Cases

MERCER COUNTY

Felony Charges Convicted by Highest Penalty Type

Penalty Type	FELONY			MISDEMEANOR			VIOLATION			Grand Total		
	Charges	% of Chgs	Cases	Charges	% of Chgs	Cases	Charges	% of Chgs	Cases	Charges	% of Chgs	Cases
Incarcerated Prison	37	26.2%	22							37	14.9%	22
Incarcerated Jail	10	7.1%	8	28	26.4%	19				38	15.3%	23
Alternative: Probation	89	63.1%	57	72	67.9%	47				161	64.7%	74
Alternative Sentence	3	2.1%	2	3	2.8%	2				6	2.4%	3
Pay Fine							2	100.0%	2	2	0.8%	2
Pay Court Cost				1	0.9%	1				1	0.4%	1
Other Penalty	1	0.7%	1							1	0.4%	1
No Sentence	1	0.7%	1	2	1.9%	2				3	1.2%	3
Grand Total	141	100.0%	89	106	100.0%	70	2	100.0%	2	249	100.0%	116

27A.460(2) Percentages of fines, imprisonment, or other penalty assessment

Original & Final Plea Type

		GUILTY	NOT GUILTY	UNKNOWN PLEA TYPE	Grand Total
Felony Charges	Original Plea	1 (0.6%)	90 (52.0%)	82 (47.4%)	173 (100.0%)
	Final Plea	89 (51.4%)	2 (1.2%)	82 (47.4%)	173 (100.0%)
Felony amended to Non-Felony	Original Plea		2 (6.1%)	31 (93.9%)	33 (100.0%)
	Final Plea	2 (6.1%)		31 (93.9%)	33 (100.0%)

27A.460(5) Percentage of pleas as charges

27A.460(6) Percentage of pleas to reduce charges

* A case may consist of one or multiple convicted charges, the distinct count on cases counts the case only once.

* Convicted charges, percent of charges and the distinct count of cases are sorted by the highest sentence penalty for each of the convicted charges (Guilty, Guilty - Multiple Counts, Prepayable Citation - Paid or Guilty - Sealed Sentence, Enhanced).



ADMINISTRATIVE OFFICE OF THE COURTS
Research and Statistics
 Annual Report FY 2023
 Circuit Court - Felony Criminal Cases

MERCER COUNTY

Cases can have multiple charges which are heard either by a Court Trial, Jury Trial, No Trial or by a combination of trial types. Cases are categorized by how all the charges within the case were disposed. If all charges were disposed by the same trial type, it is counted in the separate category, otherwise, it is counted within the Mixed Trial category. If a charge had no trial type entered or it had No Trial, then it is counted in the No Trial category.

Cases by Trial Type
 27A.460(7), (8), (9), (10)

	Jury Trial	Mixed Trial	No Trial	Grand Total
Felony Amended to Non-Felony		3 10.71%	25 89.29%	28 100.00%
Felony Charges	1 0.95%	8 7.62%	96 91.43%	105 100.00%
Felony Convictions	1 1.12%	8 8.99%	80 89.89%	89 100.00%

- 27A.460(7) Percentage of disposition to guilty as charged by trial
- 27A.460(8) Percentage of those found guilty of lesser charge by trial
- 27A.460(9) Percentage of cases where jury trial taken
- 27A.460(10) Percentage of trials which are bench (court) trials

Shock Probation by Disposition Type
 27A.440(3)(b)

	Denied	Grand Total
0026090 SHOCK PROBATION IN FELONY CONVICTIONS	11 100.00%	11 100.00%
0026100 SHOCK PROBATION IN MISDEMEANOR CONVICTIONS	1 100.00%	1 100.00%

27A.440(3)(b) Extracted data on shock probation shall be placed in the annual report of the Administrative Office of the Courts

* A case may consist of one or multiple convicted charges, the distinct count on cases counts the case only once.
 * Other Disposition types include: Denied, Extradition, Grand Jury, Granted, Merged, Mistrial, Grand Jury, Other, Remanded, and Sealed Records.



ADMINISTRATIVE OFFICE OF THE COURTS
Research and Statistics
 Annual Report FY 2023
 Circuit Court - Felony Criminal Cases
MERCER COUNTY

Youthful Offenders

There were 0 Felony level charges and 0 Non-Felony level charges disposed within 0 Circuit Criminal cases during the fiscal year. Non-Felony charges include Misdemeanor, Violation, Local Ordinance, or Other charges within those cases.

27A.460(11)

	Charges	Cases
Felony		
Felony Amended to Non-Felony		

27A.460(11) The number of juvenile offenders tried as an adult

Of the 0 Felony level charges disposed within the Youthful Offender cases, 0 (None%) charges were convicted.

Youthful Offender

	Grand Total
Felony Charges by Disposition Type	0

Note: A youth charged prior to their 18th birthday, proceeded against as a youthful offender under KRS 635.020(7) may not be included in the above.

KRS 635.020(7) If a person who is eighteen (18) or older is charged with a felony that occurred prior to their eighteenth birthday, the court shall, upon motion of the county attorney made prior to adjudication and consultation with the Commonwealth's Attorney, the case may proceed in accordance with the provisions of KRS 640.010.

* A case may consist of one or multiple convicted charges, the distinct count on cases counts the case only once.

* Other disposition types include: Denied, Extradition, Grand Jury, Granted, Merged, Mistrial, Grand Jury, Other, Remanded, and Sealed Records.

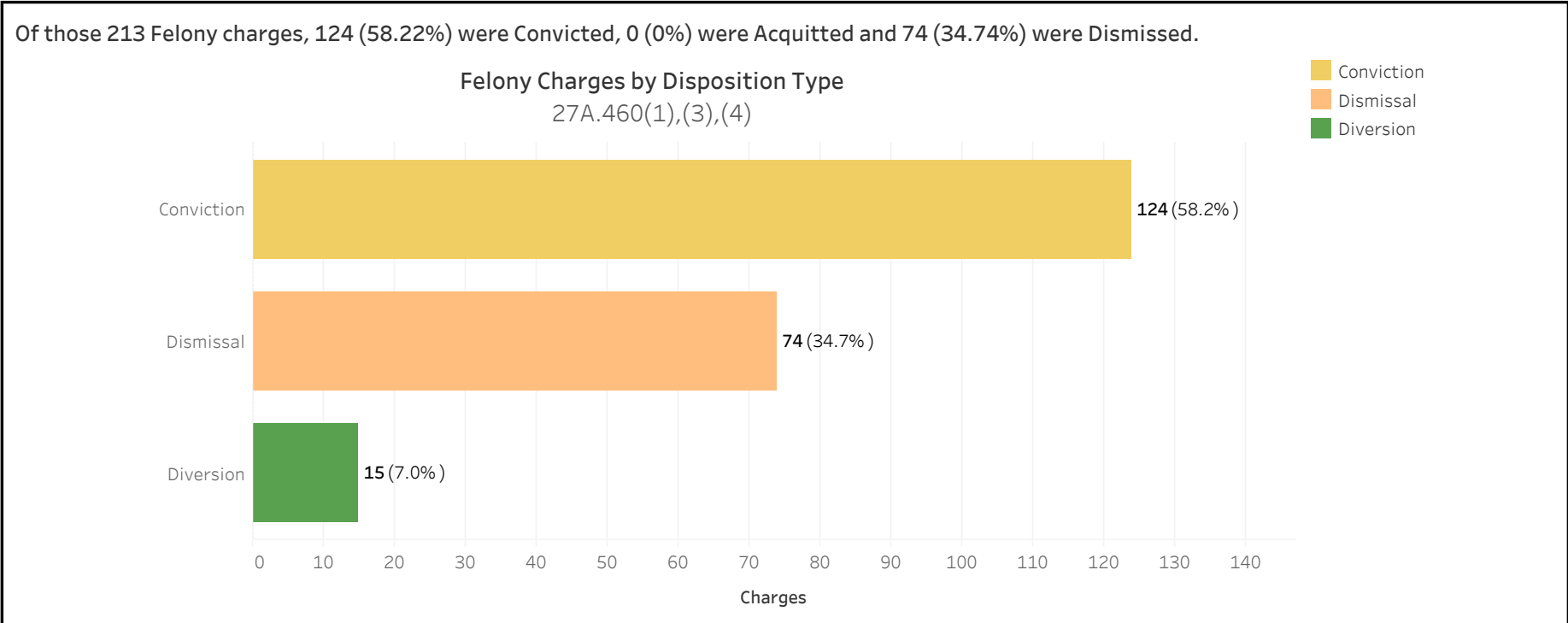


ADMINISTRATIVE OFFICE OF THE COURTS
Research and Statistics
 Annual Report FY 2023
 Circuit Court - Felony Criminal Cases

METCALFE COUNTY

There were 213 Felony level charges and 2 Non-Felony level charges disposed within 140 Circuit Criminal cases during the Fiscal Year. Non-Felony charges include Misdemeanor, Violation, Local Ordinance or Other charges within those cases.

		Charges	Cases
METCALFE	Felony	213	138
	Felony amended to Non-Felony	2	



27A.460(1) Conviction Percentages
 27A.460(3) Percentage of Acquittals
 27A.460(4) Percentage of Dismissals

* A case may consist of one or multiple convicted charges, the distinct count on cases counts the case only once.
 * Other Disposition types include: Denied, Extradition, Grand Jury, Granted, Merged, Mistrial, Grand Jury, Other, Remanded, and Sealed Records.



ADMINISTRATIVE OFFICE OF THE COURTS
Research and Statistics
 Annual Report FY 2023
 Circuit Court - Felony Criminal Cases

METCALFE COUNTY

Felony Charges Convicted by Highest Penalty Type

Penalty Type	FELONY			MISDEMEANOR			VIOLATION			Grand Total		
	Charges	% of Chgs	Cases	Charges	% of Chgs	Cases	Charges	% of Chgs	Cases	Charges	% of Chgs	Cases
Incarcerated Prison	43	35.5%	25							43	16.5%	25
Incarcerated Jail	4	3.3%	4	44	35.2%	23				48	18.4%	24
Alternative: Home Incarcerati..	1	0.8%	1							1	0.4%	1
Alternative: Probation	48	39.7%	47	6	4.8%	6				54	20.7%	53
Alternative Sentence				1	0.8%	1				1	0.4%	1
Pay Court Cost				6	4.8%	6				6	2.3%	6
Other Penalty	25	20.7%	18	68	54.4%	40	12	80.0%	10	105	40.2%	49
No Sentence							3	20.0%	1	3	1.1%	1
Grand Total	121	100.0%	78	125	100.0%	68	15	100.0%	10	261	100.0%	88

27A.460(2) Percentages of fines, imprisonment, or other penalty assessment

Original & Final Plea Type

		GUILTY	NOT GUILTY	UNKNOWN PLEA TYPE	Grand Total
Felony Charges	Original Plea	6 (2.8%)	140 (65.7%)	67 (31.5%)	213 (100.0%)
	Final Plea	146 (68.5%)		67 (31.5%)	213 (100.0%)
Felony amended to Non-Felony	Original Plea		1 (50.0%)	1 (50.0%)	2 (100.0%)
	Final Plea	1 (50.0%)		1 (50.0%)	2 (100.0%)

27A.460(5) Percentage of pleas as charges

27A.460(6) Percentage of pleas to reduce charges

* A case may consist of one or multiple convicted charges, the distinct count on cases counts the case only once.

* Convicted charges, percent of charges and the distinct count of cases are sorted by the highest sentence penalty for each of the convicted charges (Guilty, Guilty - Multiple Counts, Prepayable Citation - Paid or Guilty - Sealed Sentence, Enhanced).



ADMINISTRATIVE OFFICE OF THE COURTS
Research and Statistics
 Annual Report FY 2023
 Circuit Court - Felony Criminal Cases

METCALFE COUNTY

Cases can have multiple charges which are heard either by a Court Trial, Jury Trial, No Trial or by a combination of trial types. Cases are categorized by how all the charges within the case were disposed. If all charges were disposed by the same trial type, it is counted in the separate category, otherwise, it is counted within the Mixed Trial category. If a charge had no trial type entered or it had No Trial, then it is counted in the No Trial category.

Cases by Trial Type
 27A.460(7), (8), (9), (10)

	Mixed Trial	No Trial	Grand Total
Felony Amended to Non-Felony		2	2
		100.00%	100.00%
Felony Charges	2	136	138
	1.45%	98.55%	100.00%
Felony Convictions	2	76	78
	2.56%	97.44%	100.00%

- 27A.460(7) Percentage of disposition to guilty as charged by trial
- 27A.460(8) Percentage of those found guilty of lesser charge by trial
- 27A.460(9) Percentage of cases where jury trial taken
- 27A.460(10) Percentage of trials which are bench (court) trials

Shock Probation by Disposition Type
 27A.440(3)(b)

	Denied	Granted	Grand Total
0026090 SHOCK PROBATION IN FELONY CONVICTIONS	7	2	9
	77.78%	22.22%	100.00%

27A.440(3)(b) Extracted data on shock probation shall be placed in the annual report of the Administrative Office of the Courts

* A case may consist of one or multiple convicted charges, the distinct count on cases counts the case only once.
 * Other Disposition types include: Denied, Extradition, Grand Jury, Granted, Merged, Mistrial, Grand Jury, Other, Remanded, and Sealed Records.



ADMINISTRATIVE OFFICE OF THE COURTS
Research and Statistics
Annual Report FY 2023
Circuit Court - Felony Criminal Cases
METCALFE COUNTY

Youthful Offenders

There were 0 Felony level charges and 0 Non-Felony level charges disposed within 0 Circuit Criminal cases during the fiscal year. Non-Felony charges include Misdemeanor, Violation, Local Ordinance, or Other charges within those cases.

27A.460(11)

	Charges	Cases
Felony		
Felony Amended to Non-Felony		

27A.460(11) The number of juvenile offenders tried as an adult

Of the 0 Felony level charges disposed within the Youthful Offender cases, 0 (None%) charges were convicted.

Youthful Offender

		Grand Total
Felony Charges by Disposition Type	0	0

Note: A youth charged prior to their 18th birthday, proceeded against as a youthful offender under KRS 635.020(7) may not be included in the above.

KRS 635.020(7) If a person who is eighteen (18) or older is charged with a felony that occurred prior to their eighteenth birthday, the court shall, upon motion of the county attorney made prior to adjudication and consultation with the Commonwealth's Attorney, the case may proceed in accordance with the provisions of KRS 640.010.

* A case may consist of one or multiple convicted charges, the distinct count on cases counts the case only once.

* Other disposition types include: Denied, Extradition, Grand Jury, Granted, Merged, Mistrial, Grand Jury, Other, Remanded, and Sealed Records.

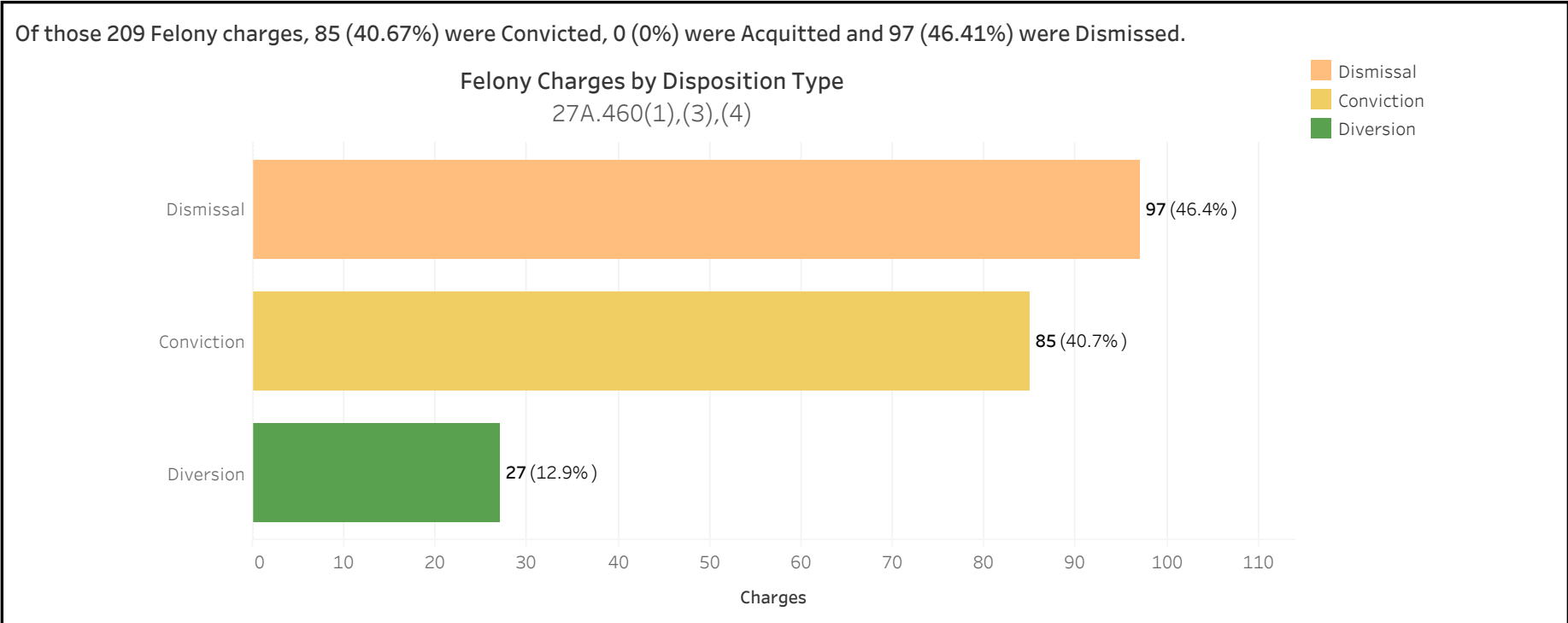


ADMINISTRATIVE OFFICE OF THE COURTS
Research and Statistics
 Annual Report FY 2023
 Circuit Court - Felony Criminal Cases

MONROE COUNTY

There were 209 Felony level charges and 9 Non-Felony level charges disposed within 133 Circuit Criminal cases during the Fiscal Year. Non-Felony charges include Misdemeanor, Violation, Local Ordinance or Other charges within those cases.

		Charges	Cases
MONROE	Felony	209	125
	Felony amended to Non-Felony	9	



27A.460(1) Conviction Percentages
 27A.460(3) Percentage of Acquittals
 27A.460(4) Percentage of Dismissals

* A case may consist of one or multiple convicted charges, the distinct count on cases counts the case only once.
 * Other Disposition types include: Denied, Extradition, Grand Jury, Granted, Merged, Mistrial, Grand Jury, Other, Remanded, and Sealed Records.



ADMINISTRATIVE OFFICE OF THE COURTS
Research and Statistics
 Annual Report FY 2023
 Circuit Court - Felony Criminal Cases

MONROE COUNTY

Felony Charges Convicted by Highest Penalty Type

Penalty Type	FELONY			MISDEMEANOR			VIOLATION			Grand Total		
	Charges	% of Chgs	Cases	Charges	% of Chgs	Cases	Charges	% of Chgs	Cases	Charges	% of Chgs	Cases
Incarcerated Prison	24	30.8%	17	1	3.3%	1				25	22.9%	17
Incarcerated Jail	16	20.5%	15	4	13.3%	4				20	18.3%	19
Alternative: Home Incarcerati..	2	2.6%	2							2	1.8%	2
Alternative: Probation	35	44.9%	29	6	20.0%	5				41	37.6%	32
Alternative: Cond. Discharged				1	3.3%	1				1	0.9%	1
Alternative Sentence				1	3.3%	1				1	0.9%	1
Pay Fine				16	53.3%	14	1	100.0%	1	17	15.6%	14
Pay Court Cost				1	3.3%	1				1	0.9%	1
No Sentence	1	1.3%	1							1	0.9%	1
Grand Total	78	100.0%	62	30	100.0%	25	1	100.0%	1	109	100.0%	74

27A.460(2) Percentages of fines, imprisonment, or other penalty assessment

Original & Final Plea Type

		GUILTY	NOT GUILTY	UNKNOWN PLEA TYPE	Grand Total
Felony Charges	Original Plea	4 (1.9%)	54 (25.8%)	151 (72.2%)	209 (100.0%)
	Final Plea	58 (27.8%)		151 (72.2%)	209 (100.0%)
Felony amended to Non-Felony	Original Plea			9 (100.0%)	9 (100.0%)
	Final Plea			9 (100.0%)	9 (100.0%)

27A.460(5) Percentage of pleas as charges

27A.460(6) Percentage of pleas to reduce charges

* A case may consist of one or multiple convicted charges, the distinct count on cases counts the case only once.

* Convicted charges, percent of charges and the distinct count of cases are sorted by the highest sentence penalty for each of the convicted charges (Guilty, Guilty - Multiple Counts, Prepayable Citation - Paid or Guilty - Sealed Sentence, Enhanced).



ADMINISTRATIVE OFFICE OF THE COURTS
Research and Statistics
 Annual Report FY 2023
 Circuit Court - Felony Criminal Cases

MONROE COUNTY

Cases can have multiple charges which are heard either by a Court Trial, Jury Trial, No Trial or by a combination of trial types. Cases are categorized by how all the charges within the case were disposed. If all charges were disposed by the same trial type, it is counted in the separate category, otherwise, it is counted within the Mixed Trial category. If a charge had no trial type entered or it had No Trial, then it is counted in the No Trial category.

Cases by Trial Type
 27A.460(7), (8), (9), (10)

	Mixed Trial	No Trial	Grand Total
Felony Amended to Non-Felony		8	8
		100.00%	100.00%
Felony Charges	11	114	125
	8.80%	91.20%	100.00%
Felony Convictions	11	51	62
	17.74%	82.26%	100.00%

- 27A.460(7) Percentage of disposition to guilty as charged by trial
- 27A.460(8) Percentage of those found guilty of lesser charge by trial
- 27A.460(9) Percentage of cases where jury trial taken
- 27A.460(10) Percentage of trials which are bench (court) trials

Shock Probation by Disposition Type
 27A.440(3)(b)

	Denied	Granted	Withdrawn	Grand Total
0026090 SHOCK PROBATION IN FELONY CONVICTIONS	14	7	1	22
	63.64%	31.82%	4.55%	100.00%

27A.440(3)(b) Extracted data on shock probation shall be placed in the annual report of the Administrative Office of the Courts

* A case may consist of one or multiple convicted charges, the distinct count on cases counts the case only once.
 * Other Disposition types include: Denied, Extradition, Grand Jury, Granted, Merged, Mistrial, Grand Jury, Other, Remanded, and Sealed Records.



ADMINISTRATIVE OFFICE OF THE COURTS
Research and Statistics
 Annual Report FY 2023
 Circuit Court - Felony Criminal Cases
MONROE COUNTY

Youthful Offenders

There were 0 Felony level charges and 0 Non-Felony level charges disposed within 0 Circuit Criminal cases during the fiscal year. Non-Felony charges include Misdemeanor, Violation, Local Ordinance, or Other charges within those cases.

27A.460(11)

	Charges	Cases
Felony		
Felony Amended to Non-Felony		

27A.460(11) The number of juvenile offenders tried as an adult

Of the 0 Felony level charges disposed within the Youthful Offender cases, 0 (None%) charges were convicted.

Youthful Offender

		Grand Total
Felony Charges by Disposition Type	0	0

Note: A youth charged prior to their 18th birthday, proceeded against as a youthful offender under KRS 635.020(7) may not be included in the above.

KRS 635.020(7) If a person who is eighteen (18) or older is charged with a felony that occurred prior to their eighteenth birthday, the court shall, upon motion of the county attorney made prior to adjudication and consultation with the Commonwealth's Attorney, the case may proceed in accordance with the provisions of KRS 640.010.

* A case may consist of one or multiple convicted charges, the distinct count on cases counts the case only once.

* Other disposition types include: Denied, Extradition, Grand Jury, Granted, Merged, Mistrial, Grand Jury, Other, Remanded, and Sealed Records.

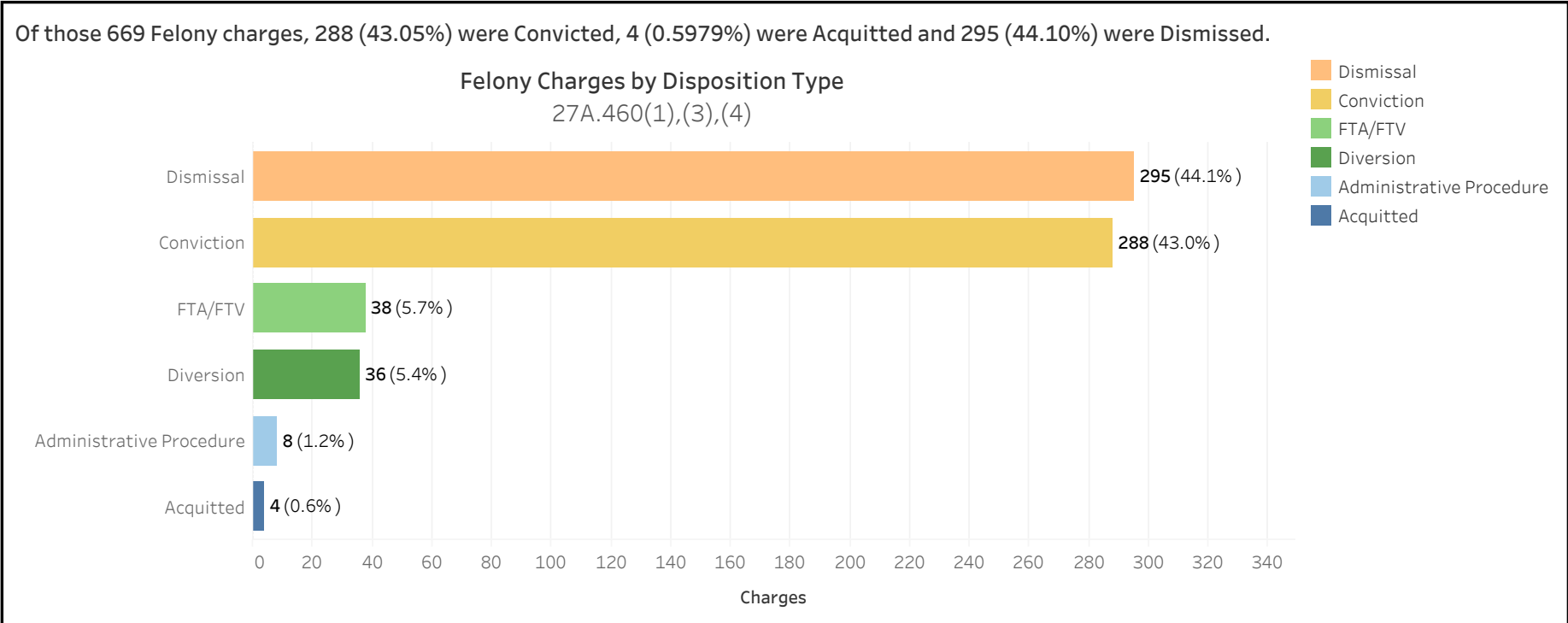


ADMINISTRATIVE OFFICE OF THE COURTS
Research and Statistics
 Annual Report FY 2023
 Circuit Court - Felony Criminal Cases

MONTGOMERY COUNTY

There were 669 Felony level charges and 34 Non-Felony level charges disposed within 391 Circuit Criminal cases during the Fiscal Year. Non-Felony charges include Misdemeanor, Violation, Local Ordinance or Other charges within those cases.

		Charges	Cases
MONTGOMERY	Felony	669	359
	Felony amended to Non-Felony	34	



27A.460(1) Conviction Percentages
 27A.460(3) Percentage of Acquittals
 27A.460(4) Percentage of Dismissals

* A case may consist of one or multiple convicted charges, the distinct count on cases counts the case only once.
 * Other Disposition types include: Denied, Extradition, Grand Jury, Granted, Merged, Mistrial, Grand Jury, Other, Remanded, and Sealed Records.



ADMINISTRATIVE OFFICE OF THE COURTS
Research and Statistics
 Annual Report FY 2023
 Circuit Court - Felony Criminal Cases

MONTGOMERY COUNTY

Felony Charges Convicted by Highest Penalty Type

Penalty Type	FELONY			MISDEMEANOR			VIOLATION			Grand Total		
	Charges	% of Chgs	Cases	Charges	% of Chgs	Cases	Charges	% of Chgs	Cases	Charges	% of Chgs	Cases
Incarcerated Prison	111	41.7%	64	1	0.6%	1				112	24.6%	64
Incarcerated Jail	18	6.8%	17	50	27.9%	31				68	14.9%	40
Alternative: Probation	5	1.9%	4	47	26.3%	26				52	11.4%	28
Alternative Sentence	132	49.6%	89	72	40.2%	49	6	54.5%	4	210	46.1%	95
Pay Fine				1	0.6%	1	5	45.5%	4	6	1.3%	5
Other Penalty				8	4.5%	3				8	1.8%	3
Grand Total	266	100.0%	171	179	100.0%	107	11	100.0%	8	456	100.0%	204

27A.460(2) Percentages of fines, imprisonment, or other penalty assessment

Original & Final Plea Type

		GUILTY	NOT GUILTY	UNKNOWN PLEA TYPE	Grand Total
Felony Charges	Original Plea		39 (5.8%)	630 (94.2%)	669 (100.0%)
	Final Plea	22 (3.3%)	17 (2.5%)	630 (94.2%)	669 (100.0%)
Felony amended to Non-Felony	Original Plea			34 (100.0%)	34 (100.0%)
	Final Plea			34 (100.0%)	34 (100.0%)

27A.460(5) Percentage of pleas as charges

27A.460(6) Percentage of pleas to reduce charges

* A case may consist of one or multiple convicted charges, the distinct count on cases counts the case only once.

* Convicted charges, percent of charges and the distinct count of cases are sorted by the highest sentence penalty for each of the convicted charges (Guilty, Guilty - Multiple Counts, Prepayable Citation - Paid or Guilty - Sealed Sentence, Enhanced).



ADMINISTRATIVE OFFICE OF THE COURTS
Research and Statistics
 Annual Report FY 2023
 Circuit Court - Felony Criminal Cases

MONTGOMERY COUNTY

Cases can have multiple charges which are heard either by a Court Trial, Jury Trial, No Trial or by a combination of trial types. Cases are categorized by how all the charges within the case were disposed. If all charges were disposed by the same trial type, it is counted in the separate category, otherwise, it is counted within the Mixed Trial category. If a charge had no trial type entered or it had No Trial, then it is counted in the No Trial category.

Cases by Trial Type
 27A.460(7), (8), (9), (10)

	Jury Trial	Mixed Trial	No Trial	Grand Total
Felony Amended to Non-Felony		3 9.38%	29 90.62%	32 100.00%
Felony Charges	1 0.28%	19 5.29%	339 94.43%	359 100.00%
Felony Convictions		9 5.23%	163 94.77%	172 100.00%

- 27A.460(7) Percentage of disposition to guilty as charged by trial
- 27A.460(8) Percentage of those found guilty of lesser charge by trial
- 27A.460(9) Percentage of cases where jury trial taken
- 27A.460(10) Percentage of trials which are bench (court) trials

Shock Probation by Disposition Type
 27A.440(3)(b)

	Denied	Granted	Grand Total
0026090 SHOCK PROBATION IN FELONY CONVICTIONS	29 85.29%	5 14.71%	34 100.00%

27A.440(3)(b) Extracted data on shock probation shall be placed in the annual report of the Administrative Office of the Courts

* A case may consist of one or multiple convicted charges, the distinct count on cases counts the case only once.
 * Other Disposition types include: Denied, Extradition, Grand Jury, Granted, Merged, Mistrial, Grand Jury, Other, Remanded, and Sealed Records.



ADMINISTRATIVE OFFICE OF THE COURTS
Research and Statistics
 Annual Report FY 2023
 Circuit Court - Felony Criminal Cases
MONTGOMERY COUNTY

Youthful Offenders

There were 0 Felony level charges and 0 Non-Felony level charges disposed within 0 Circuit Criminal cases during the fiscal year. Non-Felony charges include Misdemeanor, Violation, Local Ordinance, or Other charges within those cases.

27A.460(11)

	Charges	Cases
Felony		
Felony Amended to Non-Felony		

27A.460(11) The number of juvenile offenders tried as an adult

Of the 0 Felony level charges disposed within the Youthful Offender cases, 0 (None%) charges were convicted.

Youthful Offender

		Grand Total
Felony Charges by Disposition Type	0	0

Note: A youth charged prior to their 18th birthday, proceeded against as a youthful offender under KRS 635.020(7) may not be included in the above.

KRS 635.020(7) If a person who is eighteen (18) or older is charged with a felony that occurred prior to their eighteenth birthday, the court shall, upon motion of the county attorney made prior to adjudication and consultation with the Commonwealth's Attorney, the case may proceed in accordance with the provisions of KRS 640.010.

* A case may consist of one or multiple convicted charges, the distinct count on cases counts the case only once.

* Other disposition types include: Denied, Extradition, Grand Jury, Granted, Merged, Mistrial, Grand Jury, Other, Remanded, and Sealed Records.

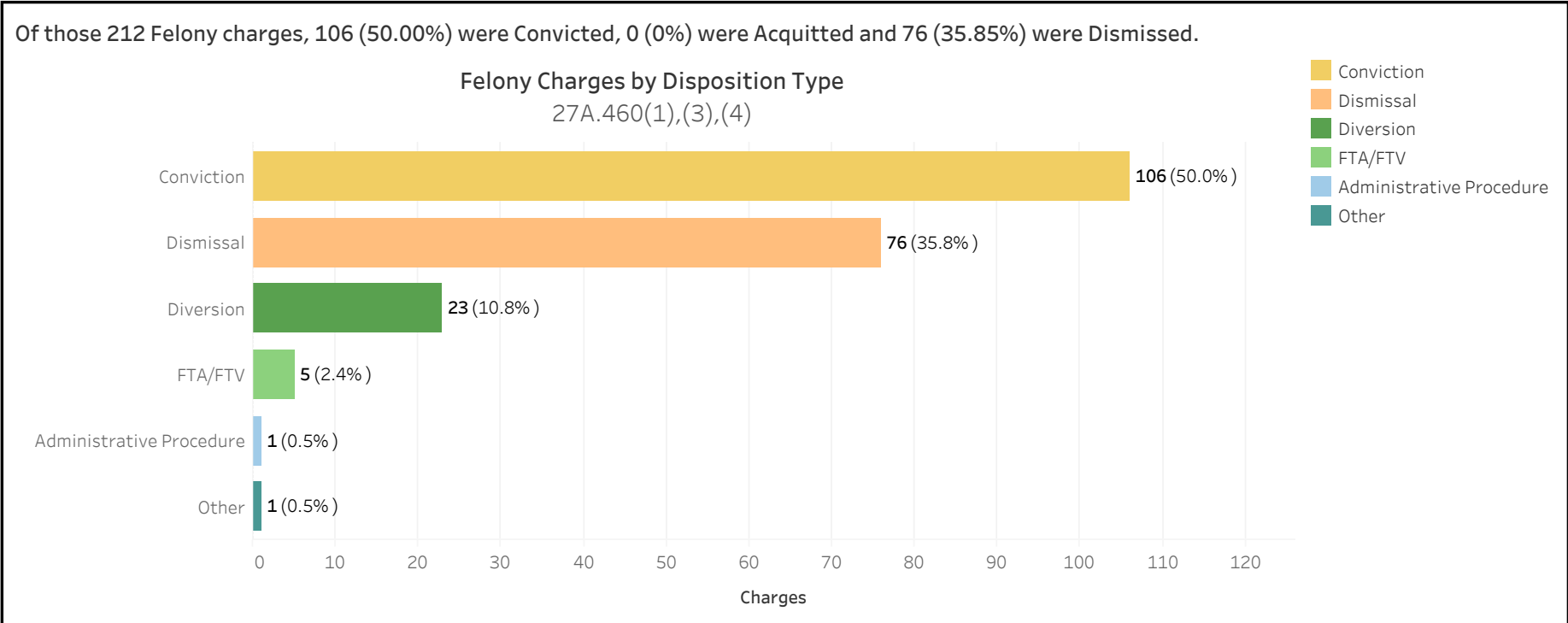


ADMINISTRATIVE OFFICE OF THE COURTS
Research and Statistics
 Annual Report FY 2023
 Circuit Court - Felony Criminal Cases

MORGAN COUNTY

There were 212 Felony level charges and 19 Non-Felony level charges disposed within 130 Circuit Criminal cases during the Fiscal Year. Non-Felony charges include Misdemeanor, Violation, Local Ordinance or Other charges within those cases.

		Charges	Cases
MORGAN	Felony	212	112
	Felony amended to Non-Felony	19	



27A.460(1) Conviction Percentages
 27A.460(3) Percentage of Acquittals
 27A.460(4) Percentage of Dismissals

* A case may consist of one or multiple convicted charges, the distinct count on cases counts the case only once.
 * Other Disposition types include: Denied, Extradition, Grand Jury, Granted, Merged, Mistrial, Grand Jury, Other, Remanded, and Sealed Records.



ADMINISTRATIVE OFFICE OF THE COURTS
Research and Statistics
 Annual Report FY 2023
 Circuit Court - Felony Criminal Cases

MORGAN COUNTY

Felony Charges Convicted by Highest Penalty Type

Penalty Type	FELONY			MISDEMEANOR			VIOLATION			Grand Total		
	Charges	% of Chgs	Cases	Charges	% of Chgs	Cases	Charges	% of Chgs	Cases	Charges	% of Chgs	Cases
Incarcerated Prison	42	39.6%	31	1	1.1%	1				43	21.9%	32
Incarcerated Jail	29	27.4%	14	25	28.7%	17				54	27.6%	23
Alternative: Cond. Discharged	29	27.4%	25	55	63.2%	31				84	42.9%	47
Alternative Sentence	1	0.9%	1	1	1.1%	1				2	1.0%	2
Pay Fine				1	1.1%	1	3	100.0%	3	4	2.0%	4
Other Penalty	2	1.9%	2	1	1.1%	1				3	1.5%	2
No Sentence	3	2.8%	1	3	3.4%	2				6	3.1%	2
Grand Total	106	100.0%	68	87	100.0%	52	3	100.0%	3	196	100.0%	93

27A.460(2) Percentages of fines, imprisonment, or other penalty assessment

Original & Final Plea Type

		GUILTY	NOT GUILTY	UNKNOWN PLEA TYPE	Grand Total
Felony Charges	Original Plea	9 (4.2%)	177 (83.5%)	26 (12.3%)	212 (100.0%)
	Final Plea	131 (61.8%)	55 (25.9%)	26 (12.3%)	212 (100.0%)
Felony amended to Non-Felony	Original Plea		18 (94.7%)	1 (5.3%)	19 (100.0%)
	Final Plea		18 (94.7%)	1 (5.3%)	19 (100.0%)

27A.460(5) Percentage of pleas as charges

27A.460(6) Percentage of pleas to reduce charges

* A case may consist of one or multiple convicted charges, the distinct count on cases counts the case only once.

* Convicted charges, percent of charges and the distinct count of cases are sorted by the highest sentence penalty for each of the convicted charges (Guilty, Guilty - Multiple Counts, Prepayable Citation - Paid or Guilty - Sealed Sentence, Enhanced).



ADMINISTRATIVE OFFICE OF THE COURTS
Research and Statistics
 Annual Report FY 2023
 Circuit Court - Felony Criminal Cases

MORGAN COUNTY

Cases can have multiple charges which are heard either by a Court Trial, Jury Trial, No Trial or by a combination of trial types. Cases are categorized by how all the charges within the case were disposed. If all charges were disposed by the same trial type, it is counted in the separate category, otherwise, it is counted within the Mixed Trial category. If a charge had no trial type entered or it had No Trial, then it is counted in the No Trial category.

Cases by Trial Type
 27A.460(7), (8), (9), (10)

	Jury Trial	No Trial	Grand Total
Felony Amended to Non-Felony		18 100.00%	18 100.00%
Felony Charges	1 0.89%	111 99.11%	112 100.00%
Felony Convictions	1 1.47%	67 98.53%	68 100.00%

- 27A.460(7) Percentage of disposition to guilty as charged by trial
- 27A.460(8) Percentage of those found guilty of lesser charge by trial
- 27A.460(9) Percentage of cases where jury trial taken
- 27A.460(10) Percentage of trials which are bench (court) trials

Shock Probation by Disposition Type
 27A.440(3)(b)

	Denied	Granted	Grand Total
0026090 SHOCK PROBATION IN FELONY CONVICTIONS	2 66.67%	1 33.33%	3 100.00%

27A.440(3)(b) Extracted data on shock probation shall be placed in the annual report of the Administrative Office of the Courts

* A case may consist of one or multiple convicted charges, the distinct count on cases counts the case only once.
 * Other Disposition types include: Denied, Extradition, Grand Jury, Granted, Merged, Mistrial, Grand Jury, Other, Remanded, and Sealed Records.



ADMINISTRATIVE OFFICE OF THE COURTS
Research and Statistics
Annual Report FY 2023
Circuit Court - Felony Criminal Cases
MORGAN COUNTY

Youthful Offenders

There were 0 Felony level charges and 0 Non-Felony level charges disposed within 0 Circuit Criminal cases during the fiscal year. Non-Felony charges include Misdemeanor, Violation, Local Ordinance, or Other charges within those cases.

27A.460(11)

	Charges	Cases
Felony		
Felony Amended to Non-Felony		

27A.460(11) The number of juvenile offenders tried as an adult

Of the 0 Felony level charges disposed within the Youthful Offender cases, 0 (None%) charges were convicted.

Youthful Offender

		Grand Total
Felony Charges by Disposition Type	0	0

Note: A youth charged prior to their 18th birthday, proceeded against as a youthful offender under KRS 635.020(7) may not be included in the above.

KRS 635.020(7) If a person who is eighteen (18) or older is charged with a felony that occurred prior to their eighteenth birthday, the court shall, upon motion of the county attorney made prior to adjudication and consultation with the Commonwealth's Attorney, the case may proceed in accordance with the provisions of KRS 640.010.

* A case may consist of one or multiple convicted charges, the distinct count on cases counts the case only once.

* Other disposition types include: Denied, Extradition, Grand Jury, Granted, Merged, Mistrial, Grand Jury, Other, Remanded, and Sealed Records.

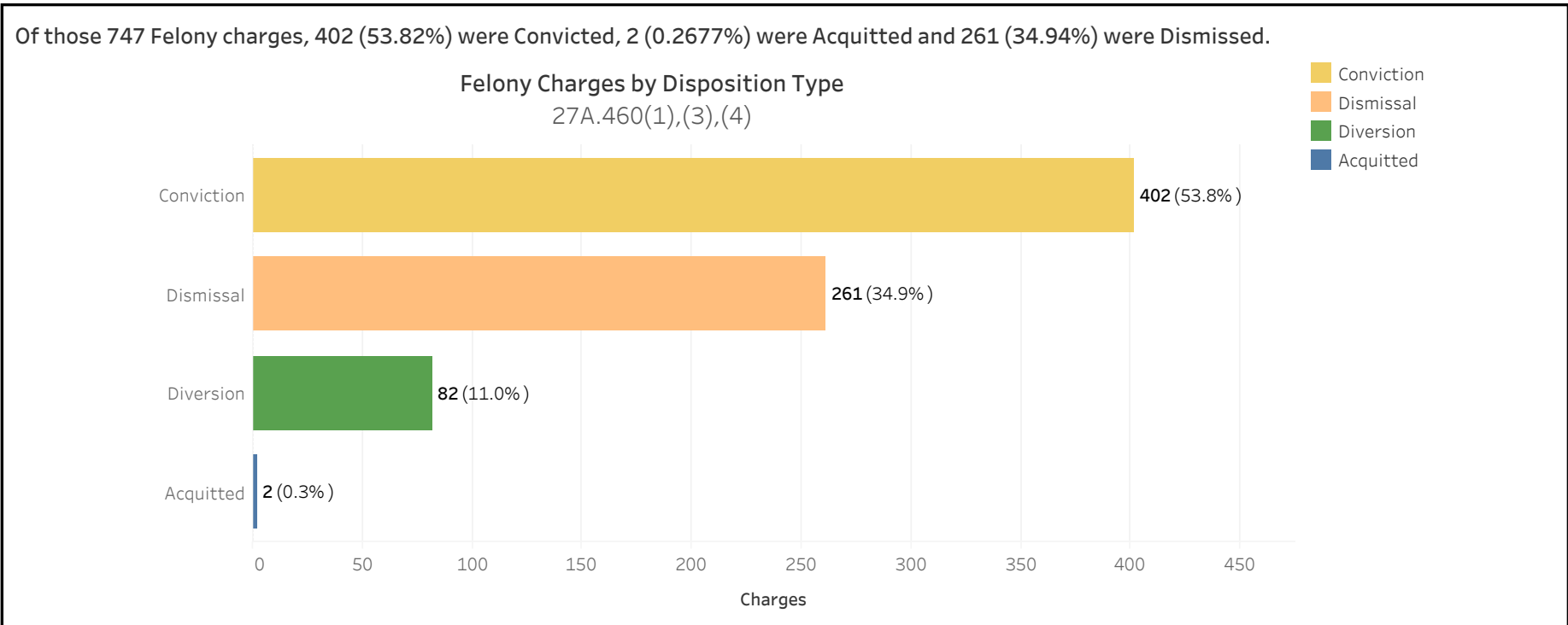


ADMINISTRATIVE OFFICE OF THE COURTS
Research and Statistics
 Annual Report FY 2023
 Circuit Court - Felony Criminal Cases

MUHLENBERG COUNTY

There were 747 Felony level charges and 37 Non-Felony level charges disposed within 435 Circuit Criminal cases during the Fiscal Year. Non-Felony charges include Misdemeanor, Violation, Local Ordinance or Other charges within those cases.

		Charges	Cases
MUHLENBERG	Felony	747	435
	Felony amended to Non-Felony	37	



27A.460(1) Conviction Percentages
 27A.460(3) Percentage of Acquittals
 27A.460(4) Percentage of Dismissals

* A case may consist of one or multiple convicted charges, the distinct count on cases counts the case only once.
 * Other Disposition types include: Denied, Extradition, Grand Jury, Granted, Merged, Mistrial, Grand Jury, Other, Remanded, and Sealed Records.



ADMINISTRATIVE OFFICE OF THE COURTS
Research and Statistics
 Annual Report FY 2023
 Circuit Court - Felony Criminal Cases

MUHLENBERG COUNTY

Felony Charges Convicted by Highest Penalty Type

Penalty Type	FELONY			MISDEMEANOR			VIOLATION			Grand Total		
	Charges	% of Chgs	Cases	Charges	% of Chgs	Cases	Charges	% of Chgs	Cases	Charges	% of Chgs	Cases
Incarcerated Prison	187	47.5%	134	1	0.9%	1				188	37.2%	135
Incarcerated Jail	54	13.7%	47	48	43.6%	43	1	100.0%	1	103	20.4%	82
Alternative: Probation	138	35.0%	104	61	55.5%	39				199	39.4%	123
Pay Court Cost	1	0.3%	1							1	0.2%	1
Other Penalty	1	0.3%	1							1	0.2%	1
No Sentence	13	3.3%	13							13	2.6%	13
Grand Total	394	100.0%	280	110	100.0%	83	1	100.0%	1	505	100.0%	313

27A.460(2) Percentages of fines, imprisonment, or other penalty assessment

Original & Final Plea Type

		GUILTY	NOT GUILTY	UNKNOWN PLEA TYPE	Grand Total
Felony Charges	Original Plea	3 (0.4%)	318 (42.6%)	426 (57.0%)	747 (100.0%)
	Final Plea	318 (42.6%)	3 (0.4%)	426 (57.0%)	747 (100.0%)
Felony amended to Non-Felony	Original Plea		23 (62.2%)	14 (37.8%)	37 (100.0%)
	Final Plea	1 (2.7%)	22 (59.5%)	14 (37.8%)	37 (100.0%)

27A.460(5) Percentage of pleas as charges

27A.460(6) Percentage of pleas to reduce charges

* A case may consist of one or multiple convicted charges, the distinct count on cases counts the case only once.

* Convicted charges, percent of charges and the distinct count of cases are sorted by the highest sentence penalty for each of the convicted charges (Guilty, Guilty - Multiple Counts, Prepayable Citation - Paid or Guilty - Sealed Sentence, Enhanced).



ADMINISTRATIVE OFFICE OF THE COURTS
Research and Statistics
 Annual Report FY 2023
 Circuit Court - Felony Criminal Cases

MUHLENBERG COUNTY

Cases can have multiple charges which are heard either by a Court Trial, Jury Trial, No Trial or by a combination of trial types. Cases are categorized by how all the charges within the case were disposed. If all charges were disposed by the same trial type, it is counted in the separate category, otherwise, it is counted within the Mixed Trial category. If a charge had no trial type entered or it had No Trial, then it is counted in the No Trial category.

Cases by Trial Type
 27A.460(7), (8), (9), (10)

	Jury Trial	Mixed Trial	No Trial	Grand Total
Felony Amended to Non-Felony		3 18.75%	13 81.25%	16 100.00%
Felony Charges	1 0.23%	17 3.91%	417 95.86%	435 100.00%
Felony Convictions		16 5.71%	264 94.29%	280 100.00%

- 27A.460(7) Percentage of disposition to guilty as charged by trial
- 27A.460(8) Percentage of those found guilty of lesser charge by trial
- 27A.460(9) Percentage of cases where jury trial taken
- 27A.460(10) Percentage of trials which are bench (court) trials

Shock Probation by Disposition Type
 27A.440(3)(b)

	Denied	Granted	Vacated	Grand Total
0026090 SHOCK PROBATION IN FELONY CONVICTIONS	160 81.63%	26 13.27%	10 5.10%	196 100.00%

27A.440(3)(b) Extracted data on shock probation shall be placed in the annual report of the Administrative Office of the Courts

* A case may consist of one or multiple convicted charges, the distinct count on cases counts the case only once.
 * Other Disposition types include: Denied, Extradition, Grand Jury, Granted, Merged, Mistrial, Grand Jury, Other, Remanded, and Sealed Records.



ADMINISTRATIVE OFFICE OF THE COURTS
Research and Statistics
 Annual Report FY 2023
 Circuit Court - Felony Criminal Cases
MUHLENBERG COUNTY

Youthful Offenders

There were 0 Felony level charges and 0 Non-Felony level charges disposed within 0 Circuit Criminal cases during the fiscal year. Non-Felony charges include Misdemeanor, Violation, Local Ordinance, or Other charges within those cases.

27A.460(11)

	Charges	Cases
Felony		
Felony Amended to Non-Felony		

27A.460(11) The number of juvenile offenders tried as an adult

Of the 0 Felony level charges disposed within the Youthful Offender cases, 0 (None%) charges were convicted.

Youthful Offender

		Grand Total
Felony Charges by Disposition Type	0	0

Note: A youth charged prior to their 18th birthday, proceeded against as a youthful offender under KRS 635.020(7) may not be included in the above.

KRS 635.020(7) If a person who is eighteen (18) or older is charged with a felony that occurred prior to their eighteenth birthday, the court shall, upon motion of the county attorney made prior to adjudication and consultation with the Commonwealth's Attorney, the case may proceed in accordance with the provisions of KRS 640.010.

* A case may consist of one or multiple convicted charges, the distinct count on cases counts the case only once.

* Other disposition types include: Denied, Extradition, Grand Jury, Granted, Merged, Mistrial, Grand Jury, Other, Remanded, and Sealed Records.

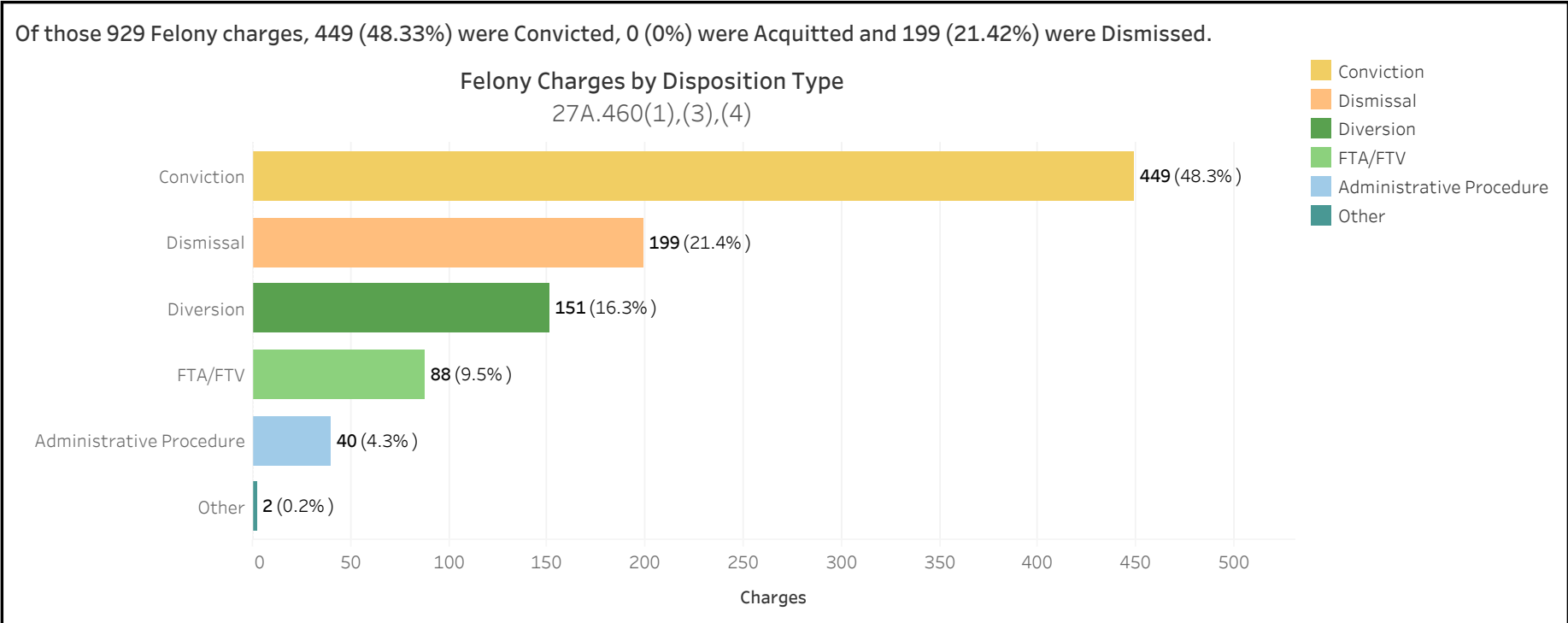


ADMINISTRATIVE OFFICE OF THE COURTS
Research and Statistics
 Annual Report FY 2023
 Circuit Court - Felony Criminal Cases

NELSON COUNTY

There were 929 Felony level charges and 39 Non-Felony level charges disposed within 490 Circuit Criminal cases during the Fiscal Year. Non-Felony charges include Misdemeanor, Violation, Local Ordinance or Other charges within those cases.

		Charges	Cases
NELSON	Felony	929	456
	Felony amended to Non-Felony	39	



27A.460(1) Conviction Percentages
 27A.460(3) Percentage of Acquittals
 27A.460(4) Percentage of Dismissals

* A case may consist of one or multiple convicted charges, the distinct count on cases counts the case only once.
 * Other Disposition types include: Denied, Extradition, Grand Jury, Granted, Merged, Mistrial, Grand Jury, Other, Remanded, and Sealed Records.



ADMINISTRATIVE OFFICE OF THE COURTS
Research and Statistics
 Annual Report FY 2023
 Circuit Court - Felony Criminal Cases

NELSON COUNTY

Felony Charges Convicted by Highest Penalty Type

Penalty Type	FELONY			MISDEMEANOR			VIOLATION			Grand Total		
	Charges	% of Chgs	Cases	Charges	% of Chgs	Cases	Charges	% of Chgs	Cases	Charges	% of Chgs	Cases
Incarcerated Prison	141	31.5%	76	5	1.4%	4				146	17.8%	78
Incarcerated Jail	36	8.0%	23	117	33.9%	85				153	18.6%	95
Alternative: Probation	256	57.1%	150	90	26.1%	59	1	3.6%	1	347	42.3%	162
Alternative: Cond. Discharged	13	2.9%	7	43	12.5%	28				56	6.8%	34
Alternative Sentence				82	23.8%	74	5	17.9%	5	87	10.6%	77
Pay Fine				2	0.6%	2	22	78.6%	11	24	2.9%	13
Other Penalty				5	1.4%	5				5	0.6%	5
No Sentence	2	0.4%	2	1	0.3%	1				3	0.4%	3
Grand Total	448	100.0%	249	345	100.0%	229	28	100.0%	17	821	100.0%	377

27A.460(2) Percentages of fines, imprisonment, or other penalty assessment

Original & Final Plea Type

		GUILTY	NOT GUILTY	UNKNOWN PLEA TYPE	Grand Total
		Felony Charges	Original Plea	13 (1.4%)	432 (46.5%)
	Final Plea	444 (47.8%)	1 (0.1%)	484 (52.1%)	929 (100.0%)
Felony amended to Non-Felony	Original Plea		3 (7.7%)	36 (92.3%)	39 (100.0%)
	Final Plea	3 (7.7%)		36 (92.3%)	39 (100.0%)

27A.460(5) Percentage of pleas as charges

27A.460(6) Percentage of pleas to reduce charges

* A case may consist of one or multiple convicted charges, the distinct count on cases counts the case only once.

* Convicted charges, percent of charges and the distinct count of cases are sorted by the highest sentence penalty for each of the convicted charges (Guilty, Guilty - Multiple Counts, Prepayable Citation - Paid or Guilty - Sealed Sentence, Enhanced).



ADMINISTRATIVE OFFICE OF THE COURTS
Research and Statistics
 Annual Report FY 2023
 Circuit Court - Felony Criminal Cases

NELSON COUNTY

Cases can have multiple charges which are heard either by a Court Trial, Jury Trial, No Trial or by a combination of trial types. Cases are categorized by how all the charges within the case were disposed. If all charges were disposed by the same trial type, it is counted in the separate category, otherwise, it is counted within the Mixed Trial category. If a charge had no trial type entered or it had No Trial, then it is counted in the No Trial category.

Cases by Trial Type
 27A.460(7), (8), (9), (10)

	Mixed Trial	No Trial	Grand Total
Felony Amended to Non-Felony		34	34
		100.00%	100.00%
Felony Charges	18	438	456
	3.95%	96.05%	100.00%
Felony Convictions	13	236	249
	5.22%	94.78%	100.00%

- 27A.460(7) Percentage of disposition to guilty as charged by trial
- 27A.460(8) Percentage of those found guilty of lesser charge by trial
- 27A.460(9) Percentage of cases where jury trial taken
- 27A.460(10) Percentage of trials which are bench (court) trials

Shock Probation by Disposition Type
 27A.440(3)(b)

	Denied	Granted	Other	Grand Total
0026090 SHOCK PROBATION IN FELONY CONVICTIONS	57	23	6	86
	66.28%	26.74%	6.98%	100.00%

27A.440(3)(b) Extracted data on shock probation shall be placed in the annual report of the Administrative Office of the Courts

* A case may consist of one or multiple convicted charges, the distinct count on cases counts the case only once.
 * Other Disposition types include: Denied, Extradition, Grand Jury, Granted, Merged, Mistrial, Grand Jury, Other, Remanded, and Sealed Records.



ADMINISTRATIVE OFFICE OF THE COURTS
Research and Statistics
Annual Report FY 2023
Circuit Court - Felony Criminal Cases
NELSON COUNTY

Youthful Offenders

There were 0 Felony level charges and 0 Non-Felony level charges disposed within 0 Circuit Criminal cases during the fiscal year. Non-Felony charges include Misdemeanor, Violation, Local Ordinance, or Other charges within those cases.

27A.460(11)

	Charges	Cases
Felony		
Felony Amended to Non-Felony		

27A.460(11) The number of juvenile offenders tried as an adult

Of the 0 Felony level charges disposed within the Youthful Offender cases, 0 (None%) charges were convicted.

Youthful Offender

		Grand Total
Felony Charges by Disposition Type	0	0

Note: A youth charged prior to their 18th birthday, proceeded against as a youthful offender under KRS 635.020(7) may not be included in the above.

KRS 635.020(7) If a person who is eighteen (18) or older is charged with a felony that occurred prior to their eighteenth birthday, the court shall, upon motion of the county attorney made prior to adjudication and consultation with the Commonwealth's Attorney, the case may proceed in accordance with the provisions of KRS 640.010.

* A case may consist of one or multiple convicted charges, the distinct count on cases counts the case only once.

* Other disposition types include: Denied, Extradition, Grand Jury, Granted, Merged, Mistrial, Grand Jury, Other, Remanded, and Sealed Records.

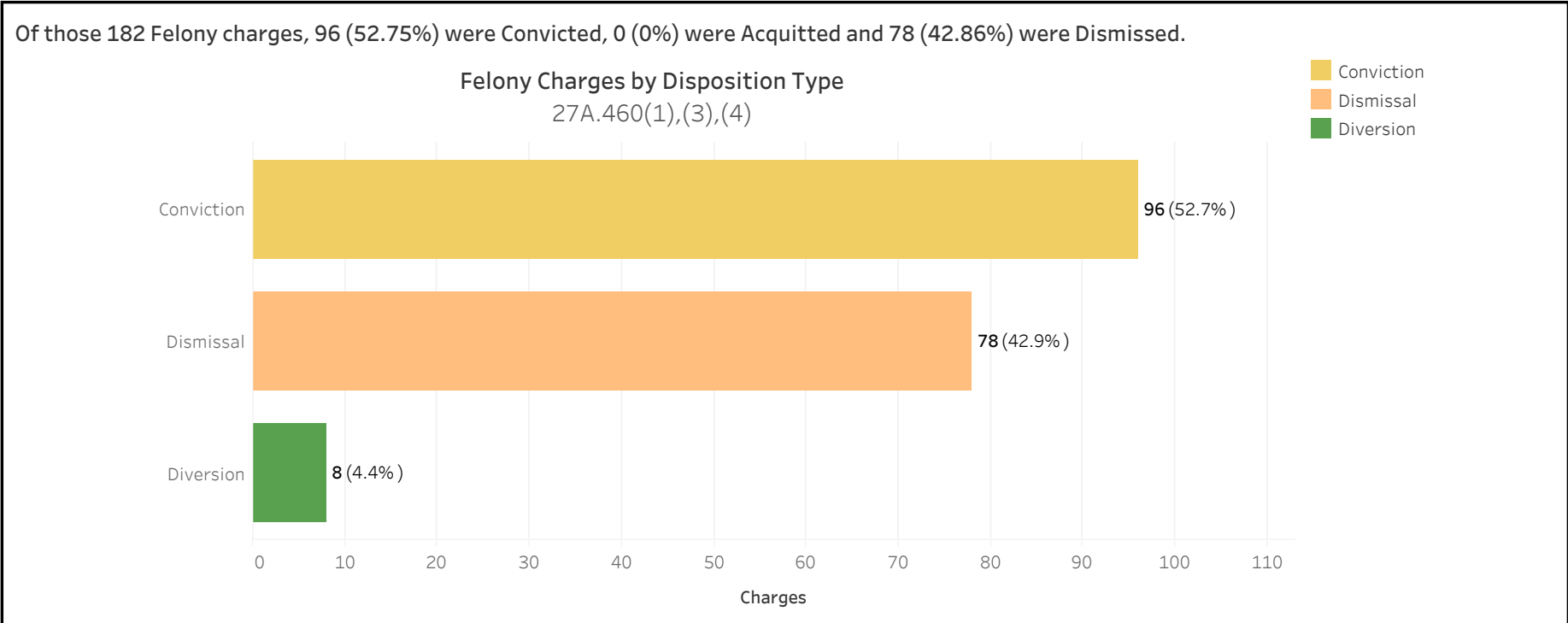


ADMINISTRATIVE OFFICE OF THE COURTS
Research and Statistics
 Annual Report FY 2023
 Circuit Court - Felony Criminal Cases

NICHOLAS COUNTY

There were 182 Felony level charges and 25 Non-Felony level charges disposed within 93 Circuit Criminal cases during the Fiscal Year. Non-Felony charges include Misdemeanor, Violation, Local Ordinance or Other charges within those cases.

		Charges	Cases
NICHOLAS	Felony	182	87
	Felony amended to Non-Felony	25	



27A.460(1) Conviction Percentages
 27A.460(3) Percentage of Acquittals
 27A.460(4) Percentage of Dismissals

* A case may consist of one or multiple convicted charges, the distinct count on cases counts the case only once.
 * Other Disposition types include: Denied, Extradition, Grand Jury, Granted, Merged, Mistrial, Grand Jury, Other, Remanded, and Sealed Records.



ADMINISTRATIVE OFFICE OF THE COURTS
Research and Statistics
 Annual Report FY 2023
 Circuit Court - Felony Criminal Cases

NICHOLAS COUNTY

Felony Charges Convicted by Highest Penalty Type

Penalty Type	FELONY			MISDEMEANOR			VIOLATION			Grand Total		
	Charges	% of Chgs	Cases	Charges	% of Chgs	Cases	Charges	% of Chgs	Cases	Charges	% of Chgs	Cases
Incarcerated Prison	54	58.1%	24							54	23.3%	24
Incarcerated Jail	5	5.4%	4	36	31.3%	17				41	17.7%	19
Alternative: Probation				1	0.9%	1				1	0.4%	1
Alternative: Cond. Discharged				1	0.9%	1				1	0.4%	1
Alternative Sentence	26	28.0%	26	6	5.2%	6				32	13.8%	31
Pay Fine				2	1.7%	2	24	100.0%	16	26	11.2%	16
Other Penalty	7	7.5%	6	69	60.0%	25				76	32.8%	28
No Sentence	1	1.1%	1							1	0.4%	1
Grand Total	93	100.0%	54	115	100.0%	39	24	100.0%	16	232	100.0%	61

27A.460(2) Percentages of fines, imprisonment, or other penalty assessment

Original & Final Plea Type

		GUILTY	NOT GUILTY	UNKNOWN PLEA TYPE	Grand Total
Felony Charges	Original Plea	20 (11.0%)	76 (41.8%)	86 (47.3%)	182 (100.0%)
	Final Plea	96 (52.7%)		86 (47.3%)	182 (100.0%)
Felony amended to Non-Felony	Original Plea			25 (100.0%)	25 (100.0%)
	Final Plea			25 (100.0%)	25 (100.0%)

27A.460(5) Percentage of pleas as charges

27A.460(6) Percentage of pleas to reduce charges

* A case may consist of one or multiple convicted charges, the distinct count on cases counts the case only once.

* Convicted charges, percent of charges and the distinct count of cases are sorted by the highest sentence penalty for each of the convicted charges (Guilty, Guilty - Multiple Counts, Prepayable Citation - Paid or Guilty - Sealed Sentence, Enhanced).



ADMINISTRATIVE OFFICE OF THE COURTS
Research and Statistics
 Annual Report FY 2023
 Circuit Court - Felony Criminal Cases

NICHOLAS COUNTY

Cases can have multiple charges which are heard either by a Court Trial, Jury Trial, No Trial or by a combination of trial types. Cases are categorized by how all the charges within the case were disposed. If all charges were disposed by the same trial type, it is counted in the separate category, otherwise, it is counted within the Mixed Trial category. If a charge had no trial type entered or it had No Trial, then it is counted in the No Trial category.

Cases by Trial Type
 27A.460(7), (8), (9), (10)

	Mixed Trial	No Trial	Grand Total
Felony Amended to Non-Felony	1 16.67%	5 83.33%	6 100.00%
Felony Charges	15 17.24%	72 82.76%	87 100.00%
Felony Convictions	11 20.37%	43 79.63%	54 100.00%

- 27A.460(7) Percentage of disposition to guilty as charged by trial
- 27A.460(8) Percentage of those found guilty of lesser charge by trial
- 27A.460(9) Percentage of cases where jury trial taken
- 27A.460(10) Percentage of trials which are bench (court) trials

Shock Probation by Disposition Type
 27A.440(3)(b)

	Denied	Granted	Grand Total
0026090 SHOCK PROBATION IN FELONY CONVICTIONS	22 81.48%	5 18.52%	27 100.00%

27A.440(3)(b) Extracted data on shock probation shall be placed in the annual report of the Administrative Office of the Courts

* A case may consist of one or multiple convicted charges, the distinct count on cases counts the case only once.
 * Other Disposition types include: Denied, Extradition, Grand Jury, Granted, Merged, Mistrial, Grand Jury, Other, Remanded, and Sealed Records.



ADMINISTRATIVE OFFICE OF THE COURTS
Research and Statistics
 Annual Report FY 2023
 Circuit Court - Felony Criminal Cases
NICHOLAS COUNTY

Youthful Offenders

There were 0 Felony level charges and 0 Non-Felony level charges disposed within 0 Circuit Criminal cases during the fiscal year. Non-Felony charges include Misdemeanor, Violation, Local Ordinance, or Other charges within those cases.

27A.460(11)

	Charges	Cases
Felony		
Felony Amended to Non-Felony		

27A.460(11) The number of juvenile offenders tried as an adult

Of the 0 Felony level charges disposed within the Youthful Offender cases, 0 (None%) charges were convicted.

Youthful Offender

		Grand Total
Felony Charges by Disposition Type	0	0

Note: A youth charged prior to their 18th birthday, proceeded against as a youthful offender under KRS 635.020(7) may not be included in the above.

KRS 635.020(7) If a person who is eighteen (18) or older is charged with a felony that occurred prior to their eighteenth birthday, the court shall, upon motion of the county attorney made prior to adjudication and consultation with the Commonwealth's Attorney, the case may proceed in accordance with the provisions of KRS 640.010.

* A case may consist of one or multiple convicted charges, the distinct count on cases counts the case only once.

* Other disposition types include: Denied, Extradition, Grand Jury, Granted, Merged, Mistrial, Grand Jury, Other, Remanded, and Sealed Records.

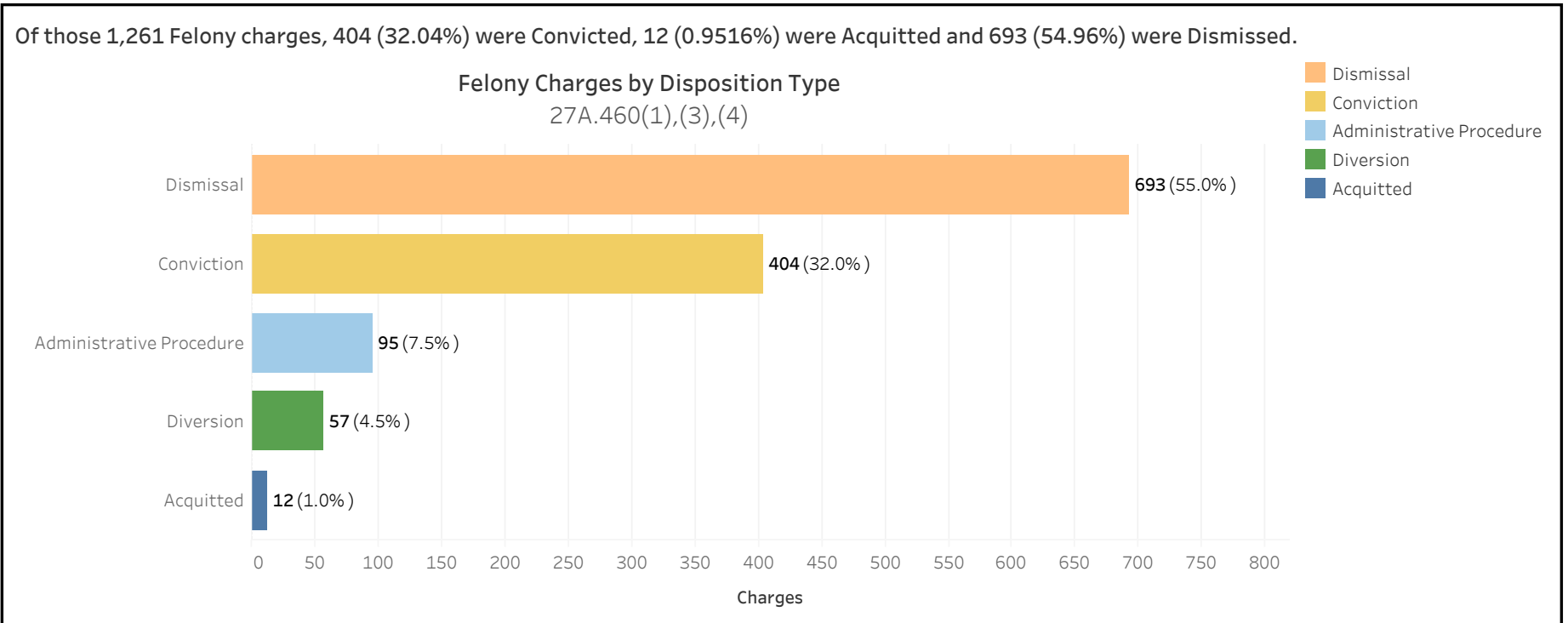


ADMINISTRATIVE OFFICE OF THE COURTS
Research and Statistics
 Annual Report FY 2023
 Circuit Court - Felony Criminal Cases

OHIO COUNTY

There were 1,261 Felony level charges and 22 Non-Felony level charges disposed within 488 Circuit Criminal cases during the Fiscal Year. Non-Felony charges include Misdemeanor, Violation, Local Ordinance or Other charges within those cases.

		Charges	Cases
OHIO	Felony	1,261	467
	Felony amended to Non-Felony	22	



27A.460(1) Conviction Percentages
 27A.460(3) Percentage of Acquittals
 27A.460(4) Percentage of Dismissals

* A case may consist of one or multiple convicted charges, the distinct count on cases counts the case only once.
 * Other Disposition types include: Denied, Extradition, Grand Jury, Granted, Merged, Mistrial, Grand Jury, Other, Remanded, and Sealed Records.



ADMINISTRATIVE OFFICE OF THE COURTS
Research and Statistics
 Annual Report FY 2023
 Circuit Court - Felony Criminal Cases

OHIO COUNTY

Felony Charges Convicted by Highest Penalty Type

Penalty Type	FELONY			MISDEMEANOR			VIOLATION			Grand Total		
	Charges	% of Chgs	Cases	Charges	% of Chgs	Cases	Charges	% of Chgs	Cases	Charges	% of Chgs	Cases
Incarcerated Prison	203	50.2%	123							203	39.4%	123
Incarcerated Jail	54	13.4%	51	42	39.6%	32				96	18.6%	67
Alternative: Probation	93	23.0%	82	59	55.7%	49				152	29.5%	115
Alternative: Cond. Discharged	3	0.7%	3							3	0.6%	3
Pay Fine							5	100.0%	1	5	1.0%	1
Pay Court Cost	1	0.2%	1							1	0.2%	1
No Sentence	50	12.4%	45	5	4.7%	5				55	10.7%	46
Grand Total	404	100.0%	293	106	100.0%	86	5	100.0%	1	515	100.0%	334

27A.460(2) Percentages of fines, imprisonment, or other penalty assessment

Original & Final Plea Type

		GUILTY	NOT GUILTY	UNKNOWN PLEA TYPE	Grand Total
Felony Charges	Original Plea		398 (31.6%)	863 (68.4%)	1,261 (100.0%)
	Final Plea	398 (31.6%)		863 (68.4%)	1,261 (100.0%)
Felony amended to Non-Felony	Original Plea			22 (100.0%)	22 (100.0%)
	Final Plea			22 (100.0%)	22 (100.0%)

27A.460(5) Percentage of pleas as charges

27A.460(6) Percentage of pleas to reduce charges

* A case may consist of one or multiple convicted charges, the distinct count on cases counts the case only once.

* Convicted charges, percent of charges and the distinct count of cases are sorted by the highest sentence penalty for each of the convicted charges (Guilty, Guilty - Multiple Counts, Prepayable Citation - Paid or Guilty - Sealed Sentence, Enhanced).



ADMINISTRATIVE OFFICE OF THE COURTS
Research and Statistics
 Annual Report FY 2023
 Circuit Court - Felony Criminal Cases

OHIO COUNTY

Cases can have multiple charges which are heard either by a Court Trial, Jury Trial, No Trial or by a combination of trial types. Cases are categorized by how all the charges within the case were disposed. If all charges were disposed by the same trial type, it is counted in the separate category, otherwise, it is counted within the Mixed Trial category. If a charge had no trial type entered or it had No Trial, then it is counted in the No Trial category.

Cases by Trial Type
 27A.460(7), (8), (9), (10)

	Mixed Trial	No Trial	Grand Total
Felony Amended to Non-Felony		21	21
		100.00%	100.00%
Felony Charges	7	460	467
	1.50%	98.50%	100.00%
Felony Convictions	6	287	293
	2.05%	97.95%	100.00%

27A.460(7) Percentage of disposition to guilty as charged by trial
 27A.460(8) Percentage of those found guilty of lesser charge by trial
 27A.460(9) Percentage of cases where jury trial taken
 27A.460(10) Percentage of trials which are bench (court) trials

Shock Probation by Disposition Type
 27A.440(3)(b)

	Granted	Grand Total
0026090 SHOCK PROBATION IN FELONY CONVICTIONS	149	149
	100.00%	100.00%

27A.440(3)(b) Extracted data on shock probation shall be placed in the annual report of the Administrative Office of the Courts

* A case may consist of one or multiple convicted charges, the distinct count on cases counts the case only once.

* Other Disposition types include: Denied, Extradition, Grand Jury, Granted, Merged, Mistrial, Grand Jury, Other, Remanded, and Sealed Records.



ADMINISTRATIVE OFFICE OF THE COURTS
Research and Statistics
 Annual Report FY 2023
 Circuit Court - Felony Criminal Cases
OHIO COUNTY

Youthful Offenders

There were 0 Felony level charges and 0 Non-Felony level charges disposed within 0 Circuit Criminal cases during the fiscal year. Non-Felony charges include Misdemeanor, Violation, Local Ordinance, or Other charges within those cases.

27A.460(11)

	Charges	Cases
Felony		
Felony Amended to Non-Felony		

27A.460(11) The number of juvenile offenders tried as an adult

Of the 0 Felony level charges disposed within the Youthful Offender cases, 0 (None%) charges were convicted.

Youthful Offender

	0	Grand Total
Felony Charges by Disposition Type	0	0

Note: A youth charged prior to their 18th birthday, proceeded against as a youthful offender under KRS 635.020(7) may not be included in the above.

KRS 635.020(7) If a person who is eighteen (18) or older is charged with a felony that occurred prior to their eighteenth birthday, the court shall, upon motion of the county attorney made prior to adjudication and consultation with the Commonwealth's Attorney, the case may proceed in accordance with the provisions of KRS 640.010.

* A case may consist of one or multiple convicted charges, the distinct count on cases counts the case only once.

* Other disposition types include: Denied, Extradition, Grand Jury, Granted, Merged, Mistrial, Grand Jury, Other, Remanded, and Sealed Records.

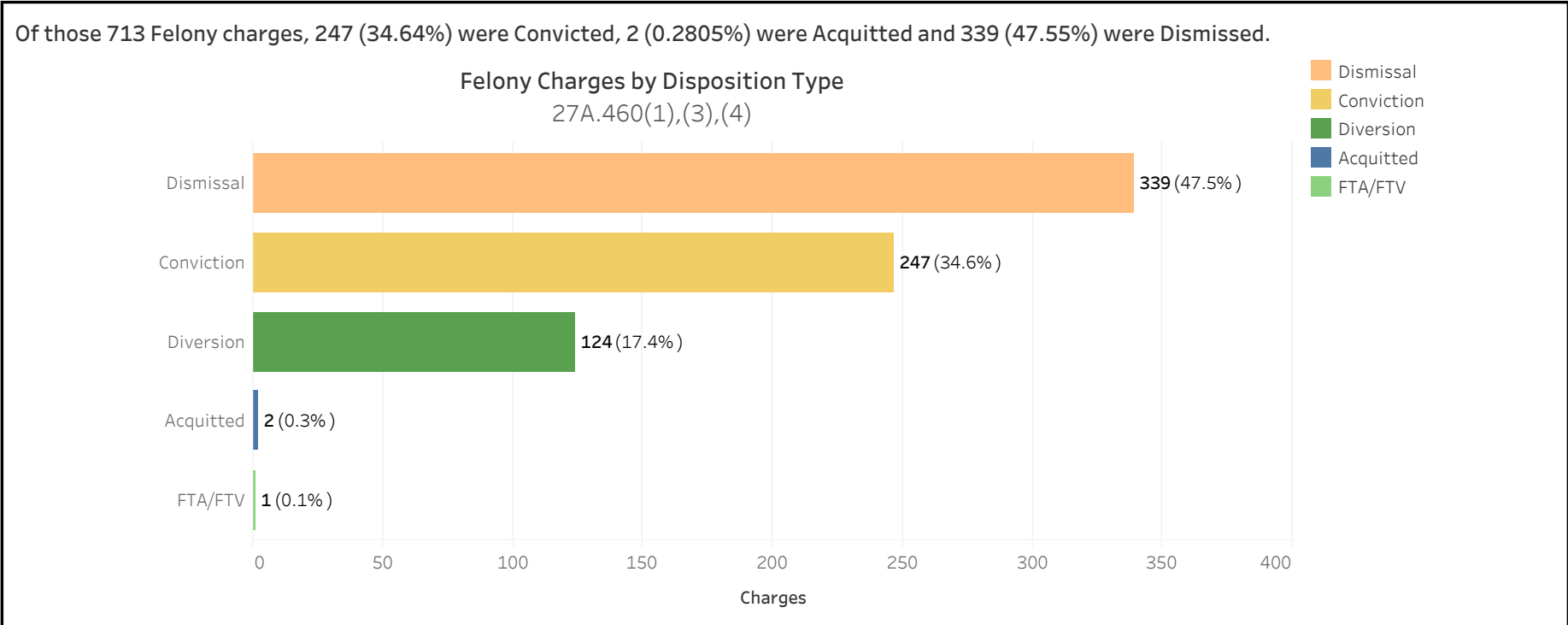


ADMINISTRATIVE OFFICE OF THE COURTS
Research and Statistics
 Annual Report FY 2023
 Circuit Court - Felony Criminal Cases

OLDHAM COUNTY

There were 713 Felony level charges and 29 Non-Felony level charges disposed within 395 Circuit Criminal cases during the Fiscal Year. Non-Felony charges include Misdemeanor, Violation, Local Ordinance or Other charges within those cases.

		Charges	Cases
OLDHAM	Felony	713	367
	Felony amended to Non-Felony	29	



27A.460(1) Conviction Percentages
 27A.460(3) Percentage of Acquittals
 27A.460(4) Percentage of Dismissals

* A case may consist of one or multiple convicted charges, the distinct count on cases counts the case only once.
 * Other Disposition types include: Denied, Extradition, Grand Jury, Granted, Merged, Mistrial, Grand Jury, Other, Remanded, and Sealed Records.



ADMINISTRATIVE OFFICE OF THE COURTS
Research and Statistics
 Annual Report FY 2023
 Circuit Court - Felony Criminal Cases

OLDHAM COUNTY

Felony Charges Convicted by Highest Penalty Type

Penalty Type	FELONY			MISDEMEANOR			Grand Total		
	Charges	% of Chgs	Cases	Charges	% of Chgs	Cases	Charges	% of Chgs	Cases
Incarcerated Prison	59	24.5%	38				59	18.0%	38
Incarcerated Jail	11	4.6%	10	18	20.7%	18	29	8.8%	28
Alternative: Probation	2	0.8%	2				2	0.6%	2
Alternative: Cond. Discharged	1	0.4%	1	24	27.6%	17	25	7.6%	18
Alternative Sentence	98	40.7%	98	12	13.8%	12	110	33.5%	107
Pay Fine				15	17.2%	14	15	4.6%	14
Pay Court Cost	1	0.4%	1				1	0.3%	1
Other Penalty	42	17.4%	31	7	8.0%	7	49	14.9%	35
No Sentence	27	11.2%	21	11	12.6%	6	38	11.6%	26
Grand Total	241	100.0%	173	87	100.0%	66	328	100.0%	219

27A.460(2) Percentages of fines, imprisonment, or other penalty assessment

Original & Final Plea Type

		GUILTY	NOT GUILTY	UNKNOWN PLEA TYPE	Grand Total
Felony Charges	Original Plea	199 (27.9%)	491 (68.9%)	23 (3.2%)	713 (100.0%)
	Final Plea	645 (90.5%)	45 (6.3%)	23 (3.2%)	713 (100.0%)
Felony amended to Non-Felony	Original Plea		1 (3.4%)	28 (96.6%)	29 (100.0%)
	Final Plea		1 (3.4%)	28 (96.6%)	29 (100.0%)

27A.460(5) Percentage of pleas as charges

27A.460(6) Percentage of pleas to reduce charges

* A case may consist of one or multiple convicted charges, the distinct count on cases counts the case only once.

* Convicted charges, percent of charges and the distinct count of cases are sorted by the highest sentence penalty for each of the convicted charges (Guilty, Guilty - Multiple Counts, Prepayable Citation - Paid or Guilty - Sealed Sentence, Enhanced).



ADMINISTRATIVE OFFICE OF THE COURTS
Research and Statistics
 Annual Report FY 2023
 Circuit Court - Felony Criminal Cases

OLDHAM COUNTY

Cases can have multiple charges which are heard either by a Court Trial, Jury Trial, No Trial or by a combination of trial types. Cases are categorized by how all the charges within the case were disposed. If all charges were disposed by the same trial type, it is counted in the separate category, otherwise, it is counted within the Mixed Trial category. If a charge had no trial type entered or it had No Trial, then it is counted in the No Trial category.

Cases by Trial Type
 27A.460(7), (8), (9), (10)

	Jury Trial	Mixed Trial	No Trial	Grand Total
Felony Amended to Non-Felony		1 3.57%	27 96.43%	28 100.00%
Felony Charges	4 1.09%	23 6.27%	340 92.64%	367 100.00%
Felony Convictions		22 12.72%	151 87.28%	173 100.00%

- 27A.460(7) Percentage of disposition to guilty as charged by trial
- 27A.460(8) Percentage of those found guilty of lesser charge by trial
- 27A.460(9) Percentage of cases where jury trial taken
- 27A.460(10) Percentage of trials which are bench (court) trials

Shock Probation by Disposition Type
 27A.440(3)(b)

	Denied	Granted	Grand Total
0026090 SHOCK PROBATION IN FELONY CONVICTIONS	10 83.33%	2 16.67%	12 100.00%

27A.440(3)(b) Extracted data on shock probation shall be placed in the annual report of the Administrative Office of the Courts

* A case may consist of one or multiple convicted charges, the distinct count on cases counts the case only once.
 * Other Disposition types include: Denied, Extradition, Grand Jury, Granted, Merged, Mistrial, Grand Jury, Other, Remanded, and Sealed Records.



ADMINISTRATIVE OFFICE OF THE COURTS
Research and Statistics
 Annual Report FY 2023
 Circuit Court - Felony Criminal Cases
OLDHAM COUNTY

Youthful Offenders

There were 0 Felony level charges and 0 Non-Felony level charges disposed within 0 Circuit Criminal cases during the fiscal year. Non-Felony charges include Misdemeanor, Violation, Local Ordinance, or Other charges within those cases.

27A.460(11)

	Charges	Cases
Felony		
Felony Amended to Non-Felony		

27A.460(11) The number of juvenile offenders tried as an adult

Of the 0 Felony level charges disposed within the Youthful Offender cases, 0 (None%) charges were convicted.

Youthful Offender

		Grand Total
Felony Charges by Disposition Type	0	0

Note: A youth charged prior to their 18th birthday, proceeded against as a youthful offender under KRS 635.020(7) may not be included in the above.

KRS 635.020(7) If a person who is eighteen (18) or older is charged with a felony that occurred prior to their eighteenth birthday, the court shall, upon motion of the county attorney made prior to adjudication and consultation with the Commonwealth's Attorney, the case may proceed in accordance with the provisions of KRS 640.010.

* A case may consist of one or multiple convicted charges, the distinct count on cases counts the case only once.

* Other disposition types include: Denied, Extradition, Grand Jury, Granted, Merged, Mistrial, Grand Jury, Other, Remanded, and Sealed Records.

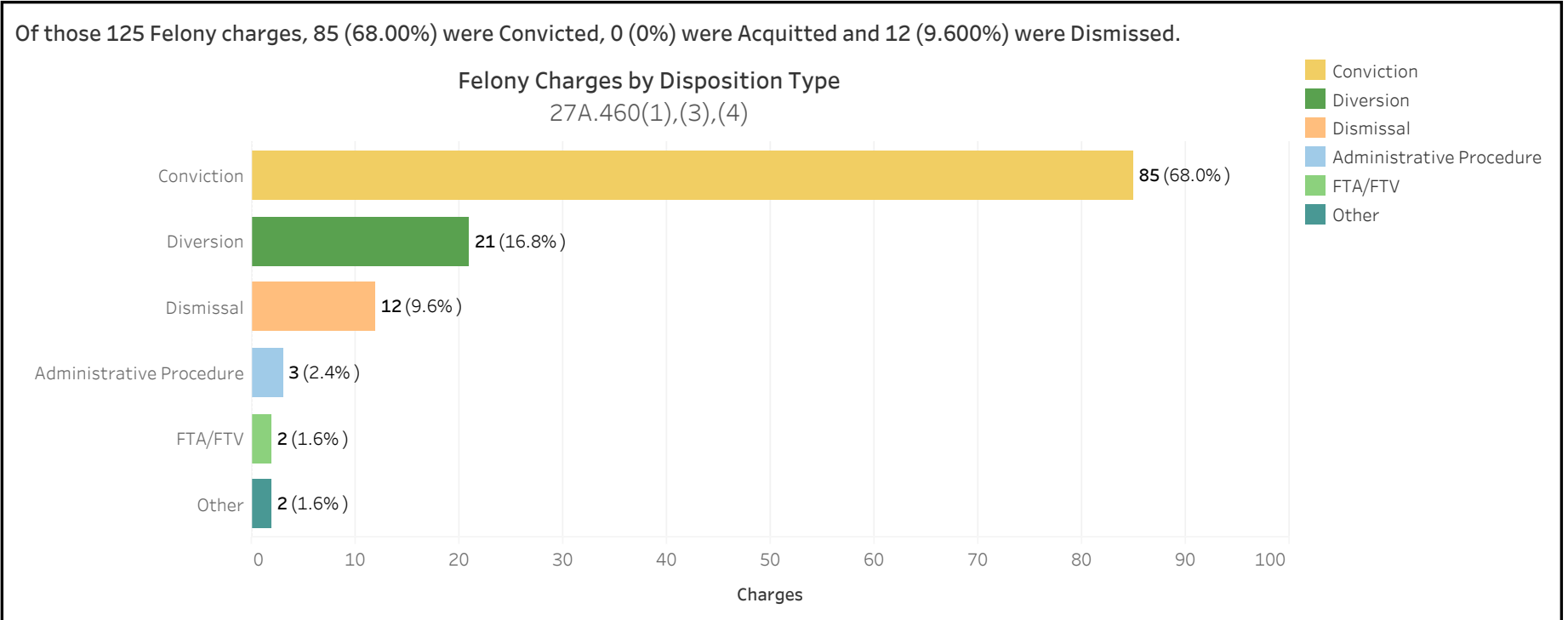


ADMINISTRATIVE OFFICE OF THE COURTS
Research and Statistics
 Annual Report FY 2023
 Circuit Court - Felony Criminal Cases

OWEN COUNTY

There were 125 Felony level charges and 4 Non-Felony level charges disposed within 104 Circuit Criminal cases during the Fiscal Year. Non-Felony charges include Misdemeanor, Violation, Local Ordinance or Other charges within those cases.

		Charges	Cases
OWEN	Felony	125	100
	Felony amended to Non-Felony	4	



27A.460(1) Conviction Percentages
 27A.460(3) Percentage of Acquittals
 27A.460(4) Percentage of Dismissals

* A case may consist of one or multiple convicted charges, the distinct count on cases counts the case only once.
 * Other Disposition types include: Denied, Extradition, Grand Jury, Granted, Merged, Mistrial, Grand Jury, Other, Remanded, and Sealed Records.



ADMINISTRATIVE OFFICE OF THE COURTS
Research and Statistics
 Annual Report FY 2023
 Circuit Court - Felony Criminal Cases

OWEN COUNTY

Felony Charges Convicted by Highest Penalty Type

Penalty Type	FELONY			MISDEMEANOR			VIOLATION			Grand Total		
	Charges	% of Chgs	Cases	Charges	% of Chgs	Cases	Charges	% of Chgs	Cases	Charges	% of Chgs	Cases
Incarcerated Prison	17	20.0%	12							17	6.0%	12
Incarcerated Jail	18	21.2%	17	37	25.2%	21				55	19.6%	23
Alternative: Cond. Discharged				34	23.1%	19	1	2.0%	1	35	12.5%	19
Alternative Sentence	40	47.1%	40	4	2.7%	4				44	15.7%	41
Pay Fine	1	1.2%	1							1	0.4%	1
Other Penalty	9	10.6%	9	72	49.0%	42	48	98.0%	29	129	45.9%	54
Grand Total	85	100.0%	68	147	100.0%	80	49	100.0%	30	281	100.0%	89

27A.460(2) Percentages of fines, imprisonment, or other penalty assessment

Original & Final Plea Type

		GUILTY	NOT GUILTY	UNKNOWN PLEA TYPE	Grand Total
		Felony Charges	Original Plea	38 (30.4%)	48 (38.4%)
	Final Plea	85 (68.0%)	1 (0.8%)	39 (31.2%)	125 (100.0%)
Felony amended to Non-Felony	Original Plea		1 (25.0%)	3 (75.0%)	4 (100.0%)
	Final Plea		1 (25.0%)	3 (75.0%)	4 (100.0%)

27A.460(5) Percentage of pleas as charges

27A.460(6) Percentage of pleas to reduce charges

* A case may consist of one or multiple convicted charges, the distinct count on cases counts the case only once.

* Convicted charges, percent of charges and the distinct count of cases are sorted by the highest sentence penalty for each of the convicted charges (Guilty, Guilty - Multiple Counts, Prepayable Citation - Paid or Guilty - Sealed Sentence, Enhanced).



ADMINISTRATIVE OFFICE OF THE COURTS
Research and Statistics
 Annual Report FY 2023
 Circuit Court - Felony Criminal Cases

OWEN COUNTY

Cases can have multiple charges which are heard either by a Court Trial, Jury Trial, No Trial or by a combination of trial types. Cases are categorized by how all the charges within the case were disposed. If all charges were disposed by the same trial type, it is counted in the separate category, otherwise, it is counted within the Mixed Trial category. If a charge had no trial type entered or it had No Trial, then it is counted in the No Trial category.

Cases by Trial Type
 27A.460(7), (8), (9), (10)

	Mixed Trial	No Trial	Grand Total
Felony Amended to Non-Felony		4 100.00%	4 100.00%
Felony Charges	16 16.00%	84 84.00%	100 100.00%
Felony Convictions	16 23.53%	52 76.47%	68 100.00%

- 27A.460(7) Percentage of disposition to guilty as charged by trial
- 27A.460(8) Percentage of those found guilty of lesser charge by trial
- 27A.460(9) Percentage of cases where jury trial taken
- 27A.460(10) Percentage of trials which are bench (court) trials

Shock Probation by Disposition Type
 27A.440(3)(b)

	Denied	Grand Total
0026090 SHOCK PROBATION IN FELONY CONVICTIONS	2 100.00%	2 100.00%

27A.440(3)(b) Extracted data on shock probation shall be placed in the annual report of the Administrative Office of the Courts

* A case may consist of one or multiple convicted charges, the distinct count on cases counts the case only once.
 * Other Disposition types include: Denied, Extradition, Grand Jury, Granted, Merged, Mistrial, Grand Jury, Other, Remanded, and Sealed Records.



ADMINISTRATIVE OFFICE OF THE COURTS
Research and Statistics
Annual Report FY 2023
Circuit Court - Felony Criminal Cases
OWEN COUNTY

Youthful Offenders

There were 0 Felony level charges and 0 Non-Felony level charges disposed within 0 Circuit Criminal cases during the fiscal year. Non-Felony charges include Misdemeanor, Violation, Local Ordinance, or Other charges within those cases.

27A.460(11)

	Charges	Cases
Felony		
Felony Amended to Non-Felony		

27A.460(11) The number of juvenile offenders tried as an adult

Of the 0 Felony level charges disposed within the Youthful Offender cases, 0 (None%) charges were convicted.

Youthful Offender

		Grand Total
Felony Charges by Disposition Type	0	0

Note: A youth charged prior to their 18th birthday, proceeded against as a youthful offender under KRS 635.020(7) may not be included in the above.

KRS 635.020(7) If a person who is eighteen (18) or older is charged with a felony that occurred prior to their eighteenth birthday, the court shall, upon motion of the county attorney made prior to adjudication and consultation with the Commonwealth's Attorney, the case may proceed in accordance with the provisions of KRS 640.010.

* A case may consist of one or multiple convicted charges, the distinct count on cases counts the case only once.

* Other disposition types include: Denied, Extradition, Grand Jury, Granted, Merged, Mistrial, Grand Jury, Other, Remanded, and Sealed Records.

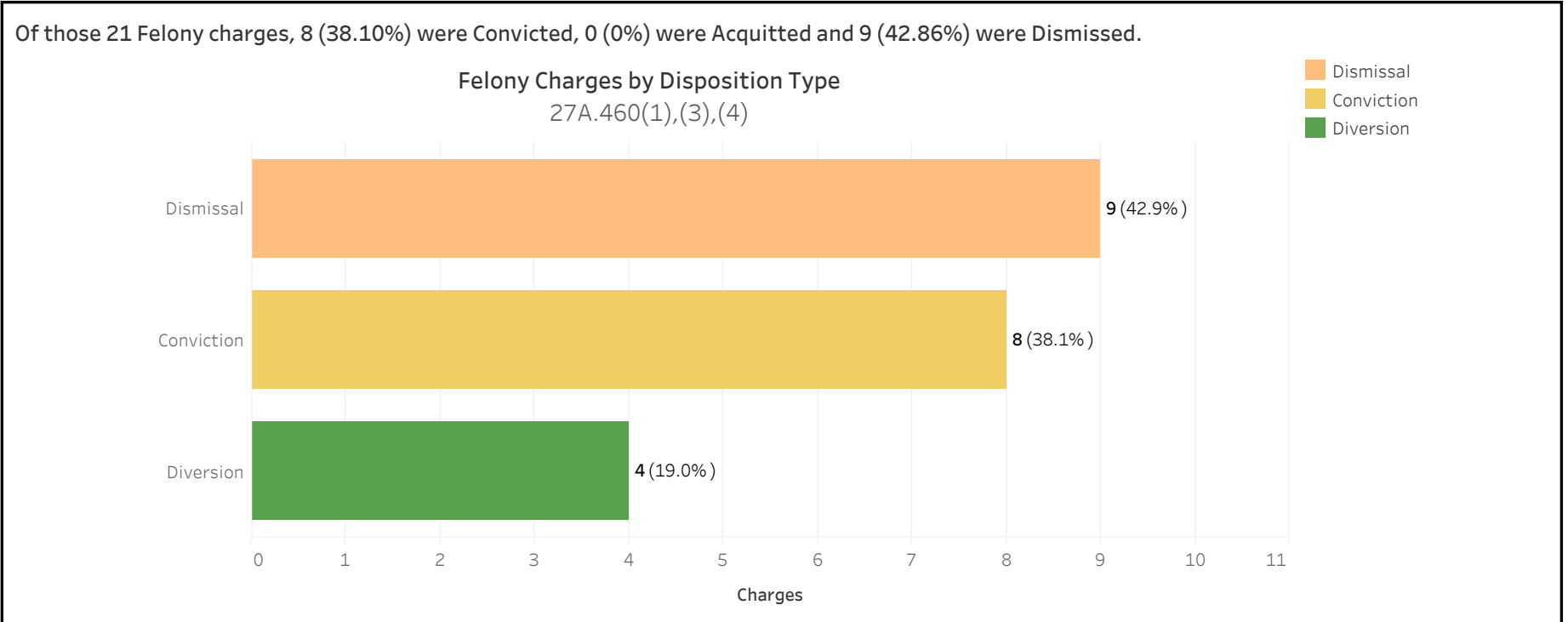


ADMINISTRATIVE OFFICE OF THE COURTS
Research and Statistics
 Annual Report FY 2023
 Circuit Court - Felony Criminal Cases

OWSLEY COUNTY

There were 21 Felony level charges and 0 Non-Felony level charges disposed within 16 Circuit Criminal cases during the Fiscal Year. Non-Felony charges include Misdemeanor, Violation, Local Ordinance or Other charges within those cases.

		Charges	Cases
OWSLEY	Felony	21	16
	Felony amended to Non-Felony	0	



27A.460(1) Conviction Percentages
 27A.460(3) Percentage of Acquittals
 27A.460(4) Percentage of Dismissals

* A case may consist of one or multiple convicted charges, the distinct count on cases counts the case only once.
 * Other Disposition types include: Denied, Extradition, Grand Jury, Granted, Merged, Mistrial, Grand Jury, Other, Remanded, and Sealed Records.



ADMINISTRATIVE OFFICE OF THE COURTS
Research and Statistics
 Annual Report FY 2023
 Circuit Court - Felony Criminal Cases

OWSLEY COUNTY

Felony Charges Convicted by Highest Penalty Type

Penalty Type	FELONY			MISDEMEANOR			VIOLATION			Grand Total		
	Charges	% of Chgs	Cases	Charges	% of Chgs	Cases	Charges	% of Chgs	Cases	Charges	% of Chgs	Cases
Incarcerated Prison	4	57.1%	4							4	25.0%	4
Incarcerated Jail	3	42.9%	3	7	100.0%	2	1	50.0%	1	11	68.8%	4
Pay Fine							1	50.0%	1	1	6.3%	1
Grand Total	7	100.0%	7	7	100.0%	2	2	100.0%	1	16	100.0%	7

27A.460(2) Percentages of fines, imprisonment, or other penalty assessment

Original & Final Plea Type

Felony Charges		NOT GUILTY	UNKNOWN PLEA TYPE	Grand Total
		Original Plea	3 (14.3%)	18 (85.7%)
Final Plea		3 (14.3%)	18 (85.7%)	21 (100.0%)

27A.460(5) Percentage of pleas as charges

27A.460(6) Percentage of pleas to reduce charges

* A case may consist of one or multiple convicted charges, the distinct count on cases counts the case only once.

* Convicted charges, percent of charges and the distinct count of cases are sorted by the highest sentence penalty for each of the convicted charges (Guilty, Guilty - Multiple Counts, Prepayable Citation - Paid or Guilty - Sealed Sentence, Enhanced).



ADMINISTRATIVE OFFICE OF THE COURTS
Research and Statistics
 Annual Report FY 2023
 Circuit Court - Felony Criminal Cases

OWSLEY COUNTY

Cases can have multiple charges which are heard either by a Court Trial, Jury Trial, No Trial or by a combination of trial types. Cases are categorized by how all the charges within the case were disposed. If all charges were disposed by the same trial type, it is counted in the separate category, otherwise, it is counted within the Mixed Trial category. If a charge had no trial type entered or it had No Trial, then it is counted in the No Trial category.

Cases by Trial Type
 27A.460(7), (8), (9), (10)

	No Trial	Grand Total
Felony Charges	16 100.0%	16 100.0%
Felony Convictions	7 100.0%	7 100.0%

- 27A.460(7) Percentage of disposition to guilty as charged by trial
- 27A.460(8) Percentage of those found guilty of lesser charge by trial
- 27A.460(9) Percentage of cases where jury trial taken
- 27A.460(10) Percentage of trials which are bench (court) trials

Shock Probation by Disposition Type
 27A.440(3)(b)

	Grand Total
0	0

27A.440(3)(b) Extracted data on shock probation shall be placed in the annual report of the Administrative Office of the Courts

* A case may consist of one or multiple convicted charges, the distinct count on cases counts the case only once.
 * Other Disposition types include: Denied, Extradition, Grand Jury, Granted, Merged, Mistrial, Grand Jury, Other, Remanded, and Sealed Records.



ADMINISTRATIVE OFFICE OF THE COURTS
Research and Statistics
Annual Report FY 2023
Circuit Court - Felony Criminal Cases
OWSLEY COUNTY

Youthful Offenders

There were 0 Felony level charges and 0 Non-Felony level charges disposed within 0 Circuit Criminal cases during the fiscal year. Non-Felony charges include Misdemeanor, Violation, Local Ordinance, or Other charges within those cases.

27A.460(11)

	Charges	Cases
Felony		
Felony Amended to Non-Felony		

27A.460(11) The number of juvenile offenders tried as an adult

Of the 0 Felony level charges disposed within the Youthful Offender cases, 0 (None%) charges were convicted.

Youthful Offender

		Grand Total
Felony Charges by Disposition Type	0	0

Note: A youth charged prior to their 18th birthday, proceeded against as a youthful offender under KRS 635.020(7) may not be included in the above.

KRS 635.020(7) If a person who is eighteen (18) or older is charged with a felony that occurred prior to their eighteenth birthday, the court shall, upon motion of the county attorney made prior to adjudication and consultation with the Commonwealth's Attorney, the case may proceed in accordance with the provisions of KRS 640.010.

* A case may consist of one or multiple convicted charges, the distinct count on cases counts the case only once.

* Other disposition types include: Denied, Extradition, Grand Jury, Granted, Merged, Mistrial, Grand Jury, Other, Remanded, and Sealed Records.

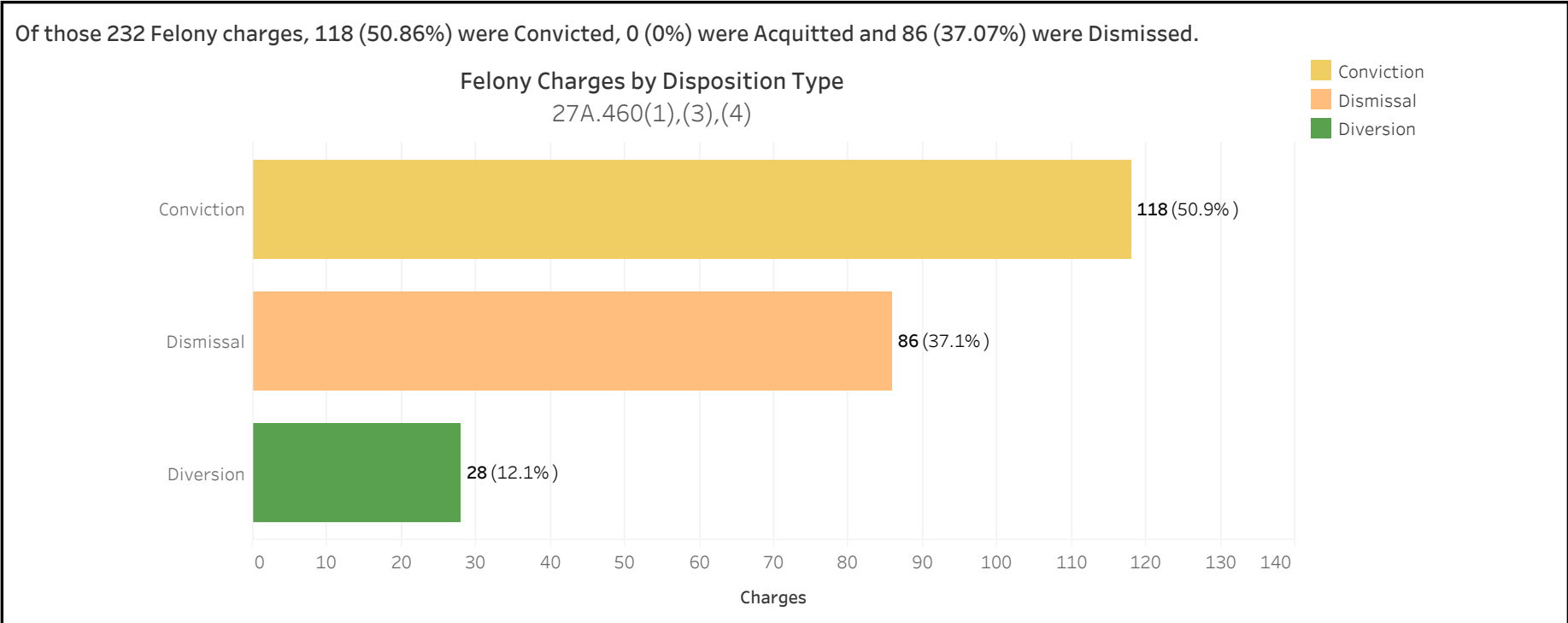


ADMINISTRATIVE OFFICE OF THE COURTS
Research and Statistics
 Annual Report FY 2023
 Circuit Court - Felony Criminal Cases

PENDLETON COUNTY

There were 232 Felony level charges and 11 Non-Felony level charges disposed within 116 Circuit Criminal cases during the Fiscal Year. Non-Felony charges include Misdemeanor, Violation, Local Ordinance or Other charges within those cases.

		Charges	Cases
PENDLETON	Felony	232	106
	Felony amended to Non-Felony	11	



27A.460(1) Conviction Percentages
 27A.460(3) Percentage of Acquittals
 27A.460(4) Percentage of Dismissals

* A case may consist of one or multiple convicted charges, the distinct count on cases counts the case only once.
 * Other Disposition types include: Denied, Extradition, Grand Jury, Granted, Merged, Mistrial, Grand Jury, Other, Remanded, and Sealed Records.



ADMINISTRATIVE OFFICE OF THE COURTS
Research and Statistics
 Annual Report FY 2023
 Circuit Court - Felony Criminal Cases

PENDLETON COUNTY

Felony Charges Convicted by Highest Penalty Type

Penalty Type	FELONY			MISDEMEANOR			VIOLATION			Grand Total		
	Charges	% of Chgs	Cases	Charges	% of Chgs	Cases	Charges	% of Chgs	Cases	Charges	% of Chgs	Cases
Incarcerated Prison	47	40.2%	24							47	17.7%	24
Incarcerated Jail	6	5.1%	6	43	31.4%	19				49	18.4%	20
Alternative: Probation	1	0.9%	1	13	9.5%	6				14	5.3%	6
Alternative Sentence	59	50.4%	39	79	57.7%	27	1	8.3%	1	139	52.3%	49
Pay Fine							11	91.7%	6	11	4.1%	6
Pay Court Cost	3	2.6%	3							3	1.1%	3
Other Penalty	1	0.9%	1	2	1.5%	2				3	1.1%	3
Grand Total	117	100.0%	68	137	100.0%	50	12	100.0%	7	266	100.0%	81

27A.460(2) Percentages of fines, imprisonment, or other penalty assessment

Original & Final Plea Type

		GUILTY	NOT GUILTY	UNKNOWN PLEA TYPE	Grand Total
Felony Charges	Original Plea	17 (7.3%)	130 (56.0%)	85 (36.6%)	232 (100.0%)
	Final Plea	147 (63.4%)		85 (36.6%)	232 (100.0%)
Felony amended to Non-Felony	Original Plea			11 (100.0%)	11 (100.0%)
	Final Plea			11 (100.0%)	11 (100.0%)

27A.460(5) Percentage of pleas as charges

27A.460(6) Percentage of pleas to reduce charges

* A case may consist of one or multiple convicted charges, the distinct count on cases counts the case only once.

* Convicted charges, percent of charges and the distinct count of cases are sorted by the highest sentence penalty for each of the convicted charges (Guilty, Guilty - Multiple Counts, Prepayable Citation - Paid or Guilty - Sealed Sentence, Enhanced).



ADMINISTRATIVE OFFICE OF THE COURTS
Research and Statistics
 Annual Report FY 2023
 Circuit Court - Felony Criminal Cases

PENDLETON COUNTY

Cases can have multiple charges which are heard either by a Court Trial, Jury Trial, No Trial or by a combination of trial types. Cases are categorized by how all the charges within the case were disposed. If all charges were disposed by the same trial type, it is counted in the separate category, otherwise, it is counted within the Mixed Trial category. If a charge had no trial type entered or it had No Trial, then it is counted in the No Trial category.

Cases by Trial Type
 27A.460(7), (8), (9), (10)

	Mixed Trial	No Trial	Grand Total
Felony Amended to Non-Felony	1 10.00%	9 90.00%	10 100.00%
Felony Charges	15 14.15%	91 85.85%	106 100.00%
Felony Convictions	10 14.71%	58 85.29%	68 100.00%

- 27A.460(7) Percentage of disposition to guilty as charged by trial
- 27A.460(8) Percentage of those found guilty of lesser charge by trial
- 27A.460(9) Percentage of cases where jury trial taken
- 27A.460(10) Percentage of trials which are bench (court) trials

Shock Probation by Disposition Type
 27A.440(3)(b)

	Denied	Granted	Grand Total
0026090 SHOCK PROBATION IN FELONY CONVICTIONS	19 65.52%	10 34.48%	29 100.00%

27A.440(3)(b) Extracted data on shock probation shall be placed in the annual report of the Administrative Office of the Courts

* A case may consist of one or multiple convicted charges, the distinct count on cases counts the case only once.
 * Other Disposition types include: Denied, Extradition, Grand Jury, Granted, Merged, Mistrial, Grand Jury, Other, Remanded, and Sealed Records.



ADMINISTRATIVE OFFICE OF THE COURTS
Research and Statistics
Annual Report FY 2023
Circuit Court - Felony Criminal Cases
PENDLETON COUNTY

Youthful Offenders

There were 0 Felony level charges and 0 Non-Felony level charges disposed within 0 Circuit Criminal cases during the fiscal year. Non-Felony charges include Misdemeanor, Violation, Local Ordinance, or Other charges within those cases.

27A.460(11)

	Charges	Cases
Felony		
Felony Amended to Non-Felony		

27A.460(11) The number of juvenile offenders tried as an adult

Of the 0 Felony level charges disposed within the Youthful Offender cases, 0 (None%) charges were convicted.

Youthful Offender

		Grand Total
Felony Charges by Disposition Type	0	0

Note: A youth charged prior to their 18th birthday, proceeded against as a youthful offender under KRS 635.020(7) may not be included in the above.

KRS 635.020(7) If a person who is eighteen (18) or older is charged with a felony that occurred prior to their eighteenth birthday, the court shall, upon motion of the county attorney made prior to adjudication and consultation with the Commonwealth's Attorney, the case may proceed in accordance with the provisions of KRS 640.010.

* A case may consist of one or multiple convicted charges, the distinct count on cases counts the case only once.

* Other disposition types include: Denied, Extradition, Grand Jury, Granted, Merged, Mistrial, Grand Jury, Other, Remanded, and Sealed Records.

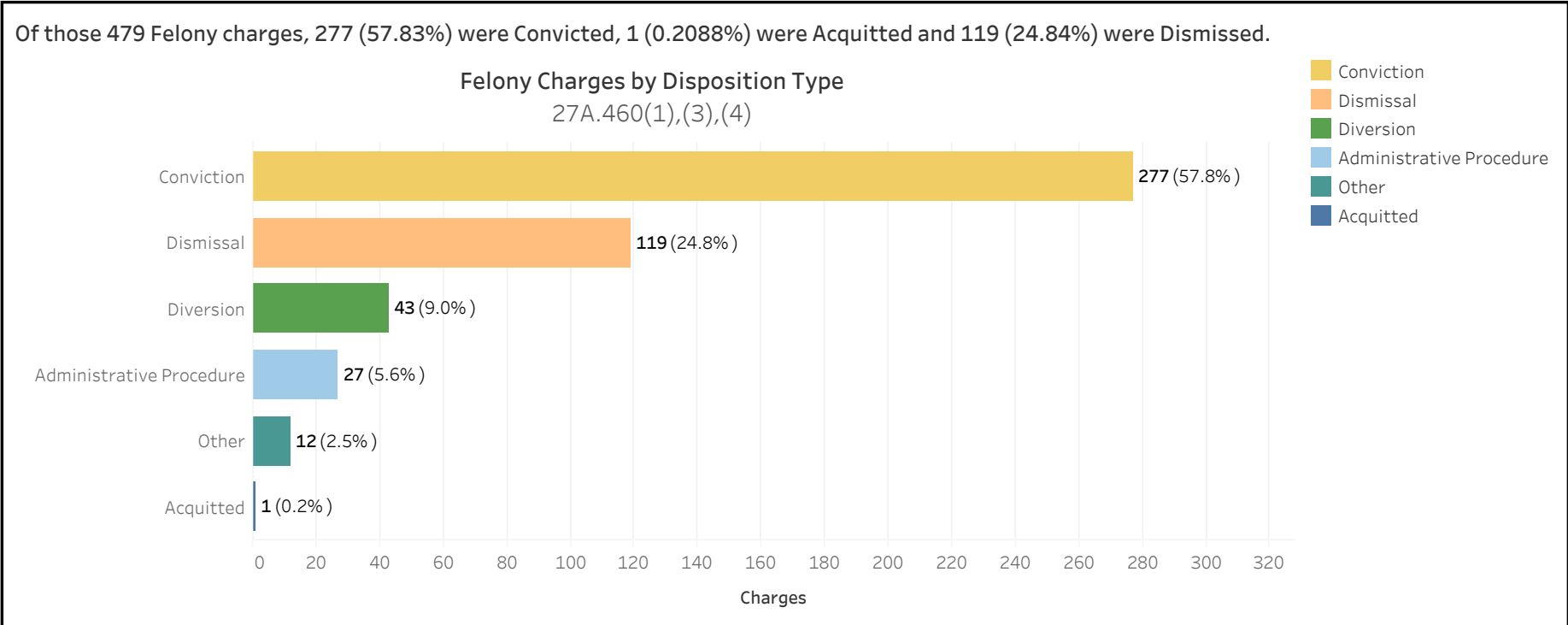


ADMINISTRATIVE OFFICE OF THE COURTS
Research and Statistics
 Annual Report FY 2023
 Circuit Court - Felony Criminal Cases

PERRY COUNTY

There were 479 Felony level charges and 31 Non-Felony level charges disposed within 286 Circuit Criminal cases during the Fiscal Year. Non-Felony charges include Misdemeanor, Violation, Local Ordinance or Other charges within those cases.

		Charges	Cases
PERRY	Felony	479	265
	Felony amended to Non-Felony	31	



27A.460(1) Conviction Percentages
 27A.460(3) Percentage of Acquittals
 27A.460(4) Percentage of Dismissals

* A case may consist of one or multiple convicted charges, the distinct count on cases counts the case only once.
 * Other Disposition types include: Denied, Extradition, Grand Jury, Granted, Merged, Mistrial, Grand Jury, Other, Remanded, and Sealed Records.



ADMINISTRATIVE OFFICE OF THE COURTS
Research and Statistics
 Annual Report FY 2023
 Circuit Court - Felony Criminal Cases

PERRY COUNTY

Felony Charges Convicted by Highest Penalty Type

Penalty Type	FELONY			MISDEMEANOR			VIOLATION			Grand Total		
	Charges	% of Chgs	Cases	Charges	% of Chgs	Cases	Charges	% of Chgs	Cases	Charges	% of Chgs	Cases
Incarcerated Prison	70	25.3%	43	1	0.4%	1				71	11.1%	43
Incarcerated Jail	7	2.5%	4	82	30.7%	45				89	13.9%	49
Alternative: Probation	194	70.0%	149	173	64.8%	92				367	57.3%	160
Pay Fine							3	3.1%	1	3	0.5%	1
Pay Court Cost	1	0.4%	1				2	2.1%	2	3	0.5%	3
Other Penalty	3	1.1%	3	4	1.5%	4	92	94.8%	35	99	15.4%	39
No Sentence	2	0.7%	2	7	2.6%	2				9	1.4%	3
Grand Total	277	100.0%	201	267	100.0%	131	97	100.0%	36	641	100.0%	215

27A.460(2) Percentages of fines, imprisonment, or other penalty assessment

Original & Final Plea Type

		NOT GUILTY	UNKNOWN PLEA TYPE	Grand Total
Felony Charges	Original Plea	15 (3.1%)	464 (96.9%)	479 (100.0%)
	Final Plea	15 (3.1%)	464 (96.9%)	479 (100.0%)
Felony amended to Non-Felony	Original Plea		31 (100.0%)	31 (100.0%)
	Final Plea		31 (100.0%)	31 (100.0%)

27A.460(5) Percentage of pleas as charges

27A.460(6) Percentage of pleas to reduce charges

* A case may consist of one or multiple convicted charges, the distinct count on cases counts the case only once.

* Convicted charges, percent of charges and the distinct count of cases are sorted by the highest sentence penalty for each of the convicted charges (Guilty, Guilty - Multiple Counts, Prepayable Citation - Paid or Guilty - Sealed Sentence, Enhanced).



ADMINISTRATIVE OFFICE OF THE COURTS
Research and Statistics
 Annual Report FY 2023
 Circuit Court - Felony Criminal Cases

PERRY COUNTY

Cases can have multiple charges which are heard either by a Court Trial, Jury Trial, No Trial or by a combination of trial types. Cases are categorized by how all the charges within the case were disposed. If all charges were disposed by the same trial type, it is counted in the separate category, otherwise, it is counted within the Mixed Trial category. If a charge had no trial type entered or it had No Trial, then it is counted in the No Trial category.

Cases by Trial Type
 27A.460(7), (8), (9), (10)

	Jury Trial	No Trial	Grand Total
Felony Amended to Non-Felony		21 100.00%	21 100.00%
Felony Charges	1 0.38%	264 99.62%	265 100.00%
Felony Convictions		201 100.00%	201 100.00%

- 27A.460(7) Percentage of disposition to guilty as charged by trial
- 27A.460(8) Percentage of those found guilty of lesser charge by trial
- 27A.460(9) Percentage of cases where jury trial taken
- 27A.460(10) Percentage of trials which are bench (court) trials

Shock Probation by Disposition Type
 27A.440(3)(b)

	Denied	Granted	Grand Total
0026090 SHOCK PROBATION IN FELONY CONVICTIONS	1 8.33%	11 91.67%	12 100.00%
0026100 SHOCK PROBATION IN MISDEMEANOR CONVICTIONS		1 100.00%	1 100.00%

27A.440(3)(b) Extracted data on shock probation shall be placed in the annual report of the Administrative Office of the Courts

* A case may consist of one or multiple convicted charges, the distinct count on cases counts the case only once.

* Other Disposition types include: Denied, Extradition, Grand Jury, Granted, Merged, Mistrial, Grand Jury, Other, Remanded, and Sealed Records.



ADMINISTRATIVE OFFICE OF THE COURTS
Research and Statistics
 Annual Report FY 2023
 Circuit Court - Felony Criminal Cases
PERRY COUNTY

Youthful Offenders

There were 0 Felony level charges and 0 Non-Felony level charges disposed within 0 Circuit Criminal cases during the fiscal year. Non-Felony charges include Misdemeanor, Violation, Local Ordinance, or Other charges within those cases.

27A.460(11)

	Charges	Cases
Felony		
Felony Amended to Non-Felony		

27A.460(11) The number of juvenile offenders tried as an adult

Of the 0 Felony level charges disposed within the Youthful Offender cases, 0 (None%) charges were convicted.

Youthful Offender

	Grand Total
Felony Charges by Disposition Type	0

Note: A youth charged prior to their 18th birthday, proceeded against as a youthful offender under KRS 635.020(7) may not be included in the above.

KRS 635.020(7) If a person who is eighteen (18) or older is charged with a felony that occurred prior to their eighteenth birthday, the court shall, upon motion of the county attorney made prior to adjudication and consultation with the Commonwealth's Attorney, the case may proceed in accordance with the provisions of KRS 640.010.

* A case may consist of one or multiple convicted charges, the distinct count on cases counts the case only once.

* Other disposition types include: Denied, Extradition, Grand Jury, Granted, Merged, Mistrial, Grand Jury, Other, Remanded, and Sealed Records.

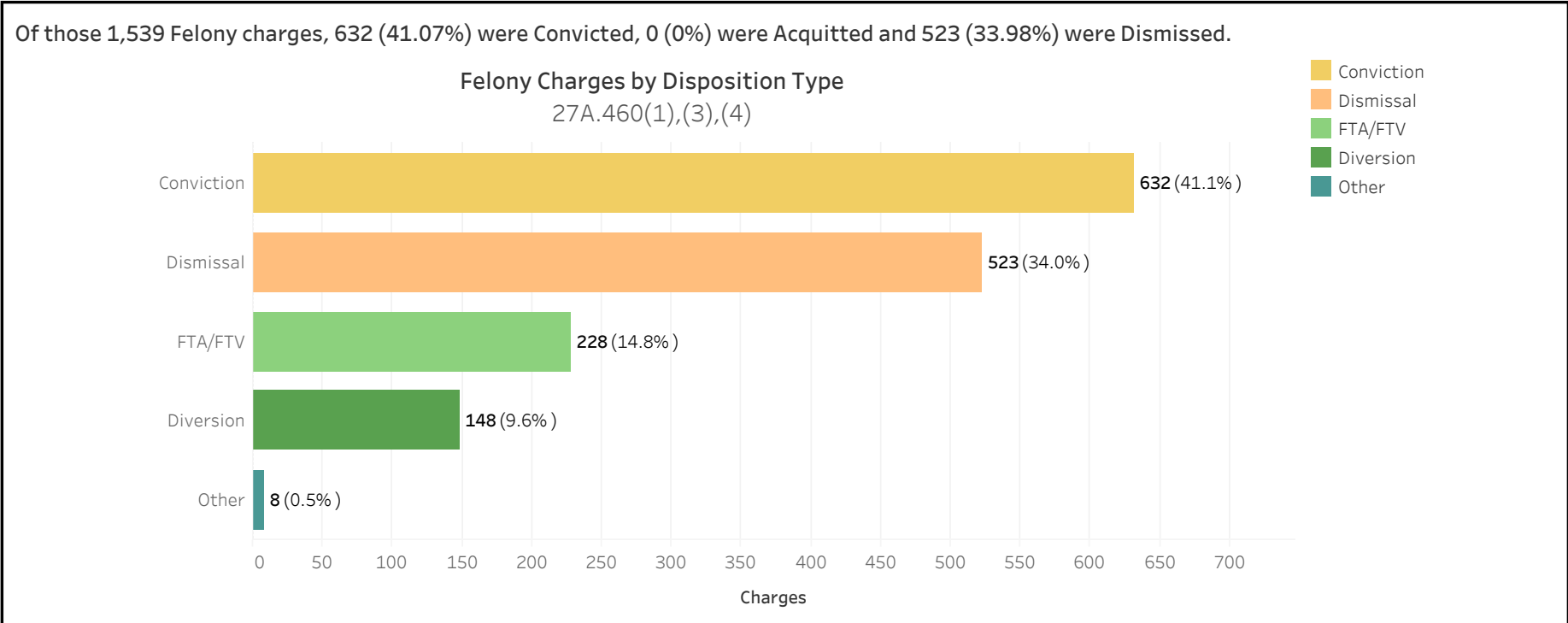


ADMINISTRATIVE OFFICE OF THE COURTS
Research and Statistics
 Annual Report FY 2023
 Circuit Court - Felony Criminal Cases

PIKE COUNTY

There were 1,539 Felony level charges and 83 Non-Felony level charges disposed within 1,011 Circuit Criminal cases during the Fiscal Year. Non-Felony charges include Misdemeanor, Violation, Local Ordinance or Other charges within those cases.

		Charges	Cases
PIKE	Felony	1,539	946
	Felony amended to Non-Felony	83	



27A.460(1) Conviction Percentages
 27A.460(3) Percentage of Acquittals
 27A.460(4) Percentage of Dismissals

* A case may consist of one or multiple convicted charges, the distinct count on cases counts the case only once.
 * Other Disposition types include: Denied, Extradition, Grand Jury, Granted, Merged, Mistrial, Grand Jury, Other, Remanded, and Sealed Records.



ADMINISTRATIVE OFFICE OF THE COURTS
Research and Statistics
 Annual Report FY 2023
 Circuit Court - Felony Criminal Cases

PIKE COUNTY

Felony Charges Convicted by Highest Penalty Type

Penalty Type	FELONY			MISDEMEANOR			VIOLATION			Grand Total		
	Charges	% of Chgs	Cases	Charges	% of Chgs	Cases	Charges	% of Chgs	Cases	Charges	% of Chgs	Cases
Incarcerated Prison	253	40.7%	149	7	1.5%	7				260	23.7%	152
Incarcerated Jail	91	14.6%	78	199	41.9%	126	1	50.0%	1	291	26.5%	171
Alternative: Home Incarcerati..				1	0.2%	1				1	0.1%	1
Alternative: Probation	12	1.9%	9	11	2.3%	8				23	2.1%	16
Alternative: Cond. Discharged	16	2.6%	10	38	8.0%	18				54	4.9%	24
Alternative Sentence	202	32.5%	150	172	36.2%	101	1	50.0%	1	375	34.1%	181
Pay Fine				2	0.4%	2				2	0.2%	2
Pay Court Cost	1	0.2%	1	5	1.1%	5				6	0.5%	6
Other Penalty	38	6.1%	33	28	5.9%	24				66	6.0%	47
No Sentence	9	1.4%	8	12	2.5%	6				21	1.9%	10
Grand Total	622	100.0%	426	475	100.0%	276	2	100.0%	2	1,099	100.0%	529

27A.460(2) Percentages of fines, imprisonment, or other penalty assessment

Original & Final Plea Type

		GUILTY	NOT GUILTY	UNKNOWN PLEA TYPE	Grand Total
Felony Charges	Original Plea		2 (0.1%)	1,537 (99.9%)	1,539 (100.0%)
	Final Plea	2 (0.1%)		1,537 (99.9%)	1,539 (100.0%)
Felony amended to Non-Felony	Original Plea			83 (100.0%)	83 (100.0%)
	Final Plea			83 (100.0%)	83 (100.0%)

27A.460(5) Percentage of pleas as charges

27A.460(6) Percentage of pleas to reduce charges

* A case may consist of one or multiple convicted charges, the distinct count on cases counts the case only once.

* Convicted charges, percent of charges and the distinct count of cases are sorted by the highest sentence penalty for each of the convicted charges (Guilty, Guilty - Multiple Counts, Prepayable Citation - Paid or Guilty - Sealed Sentence, Enhanced).



ADMINISTRATIVE OFFICE OF THE COURTS
Research and Statistics
 Annual Report FY 2023
 Circuit Court - Felony Criminal Cases

PIKE COUNTY

Cases can have multiple charges which are heard either by a Court Trial, Jury Trial, No Trial or by a combination of trial types. Cases are categorized by how all the charges within the case were disposed. If all charges were disposed by the same trial type, it is counted in the separate category, otherwise, it is counted within the Mixed Trial category. If a charge had no trial type entered or it had No Trial, then it is counted in the No Trial category.

Cases by Trial Type
 27A.460(7), (8), (9), (10)

	Mixed Trial	No Trial	Grand Total
Felony Amended to Non-Felony	2 3.08%	63 96.92%	65 100.00%
Felony Charges	33 3.49%	913 96.51%	946 100.00%
Felony Convictions	20 4.69%	406 95.31%	426 100.00%

- 27A.460(7) Percentage of disposition to guilty as charged by trial
- 27A.460(8) Percentage of those found guilty of lesser charge by trial
- 27A.460(9) Percentage of cases where jury trial taken
- 27A.460(10) Percentage of trials which are bench (court) trials

Shock Probation by Disposition Type
 27A.440(3)(b)

	Denied	Granted	Other	Grand Total
0026090 SHOCK PROBATION IN FELONY CONVICTIONS	73 67.59%	27 25.00%	8 7.41%	108 100.00%

27A.440(3)(b) Extracted data on shock probation shall be placed in the annual report of the Administrative Office of the Courts

* A case may consist of one or multiple convicted charges, the distinct count on cases counts the case only once.
 * Other Disposition types include: Denied, Extradition, Grand Jury, Granted, Merged, Mistrial, Grand Jury, Other, Remanded, and Sealed Records.



ADMINISTRATIVE OFFICE OF THE COURTS
Research and Statistics
Annual Report FY 2023
Circuit Court - Felony Criminal Cases
PIKE COUNTY

Youthful Offenders

There were 0 Felony level charges and 0 Non-Felony level charges disposed within 0 Circuit Criminal cases during the fiscal year. Non-Felony charges include Misdemeanor, Violation, Local Ordinance, or Other charges within those cases.

27A.460(11)

	Charges	Cases
Felony		
Felony Amended to Non-Felony		

27A.460(11) The number of juvenile offenders tried as an adult

Of the 0 Felony level charges disposed within the Youthful Offender cases, 0 (None%) charges were convicted.

Youthful Offender

		Grand Total
Felony Charges by Disposition Type	0	0

Note: A youth charged prior to their 18th birthday, proceeded against as a youthful offender under KRS 635.020(7) may not be included in the above.

KRS 635.020(7) If a person who is eighteen (18) or older is charged with a felony that occurred prior to their eighteenth birthday, the court shall, upon motion of the county attorney made prior to adjudication and consultation with the Commonwealth's Attorney, the case may proceed in accordance with the provisions of KRS 640.010.

* A case may consist of one or multiple convicted charges, the distinct count on cases counts the case only once.

* Other disposition types include: Denied, Extradition, Grand Jury, Granted, Merged, Mistrial, Grand Jury, Other, Remanded, and Sealed Records.

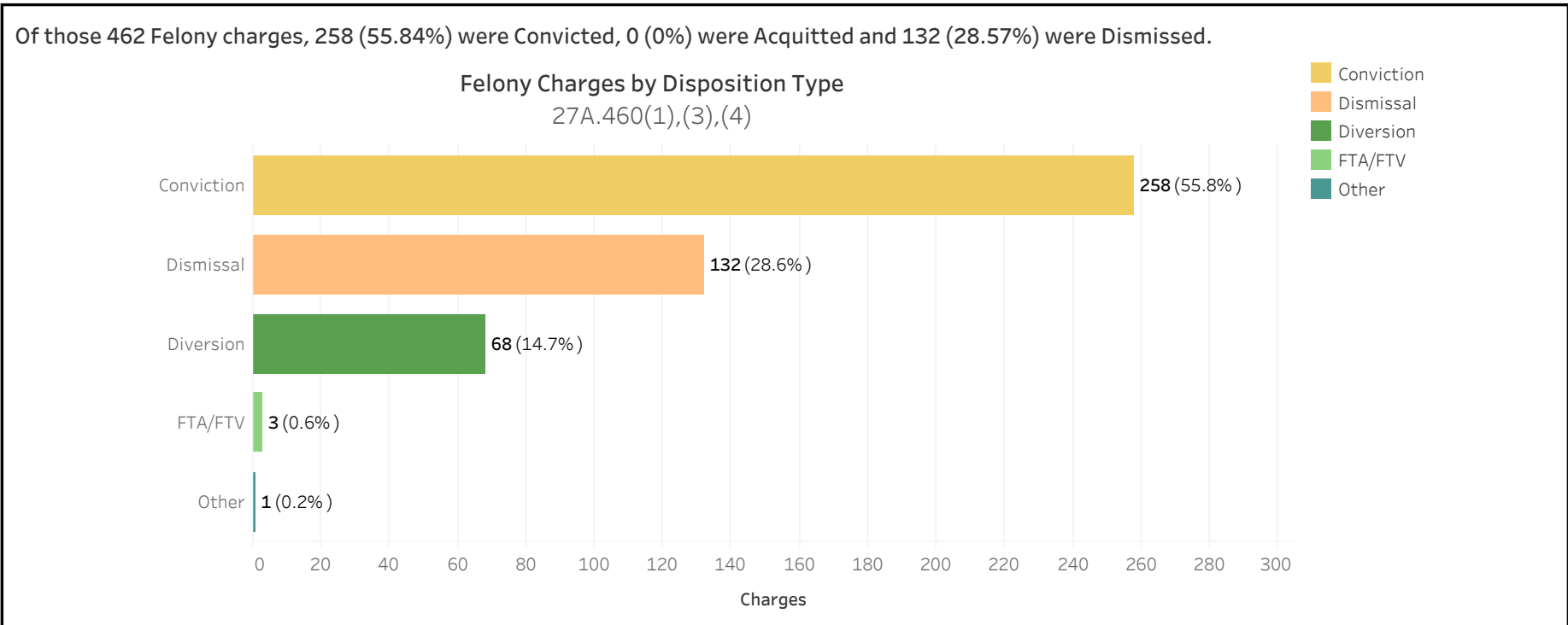


ADMINISTRATIVE OFFICE OF THE COURTS
Research and Statistics
 Annual Report FY 2023
 Circuit Court - Felony Criminal Cases

POWELL COUNTY

There were 462 Felony level charges and 9 Non-Felony level charges disposed within 303 Circuit Criminal cases during the Fiscal Year. Non-Felony charges include Misdemeanor, Violation, Local Ordinance or Other charges within those cases.

		Charges	Cases
POWELL	Felony	462	294
	Felony amended to Non-Felony	9	



27A.460(1) Conviction Percentages
 27A.460(3) Percentage of Acquittals
 27A.460(4) Percentage of Dismissals

* A case may consist of one or multiple convicted charges, the distinct count on cases counts the case only once.
 * Other Disposition types include: Denied, Extradition, Grand Jury, Granted, Merged, Mistrial, Grand Jury, Other, Remanded, and Sealed Records.



ADMINISTRATIVE OFFICE OF THE COURTS
Research and Statistics
 Annual Report FY 2023
 Circuit Court - Felony Criminal Cases

POWELL COUNTY

Felony Charges Convicted by Highest Penalty Type

Penalty Type	FELONY			MISDEMEANOR			VIOLATION			Grand Total		
	Charges	% of Chgs	Cases	Charges	% of Chgs	Cases	Charges	% of Chgs	Cases	Charges	% of Chgs	Cases
Incarcerated Prison	101	39.6%	66							101	29.9%	66
Incarcerated Jail	42	16.5%	31	65	81.3%	48	2	66.7%	2	109	32.2%	73
Alternative: Probation	112	43.9%	87	8	10.0%	4				120	35.5%	87
Alternative: Cond. Discharged				5	6.3%	5				5	1.5%	5
Alternative Sentence				1	1.3%	1				1	0.3%	1
Other Penalty							1	33.3%	1	1	0.3%	1
No Sentence				1	1.3%	1				1	0.3%	1
Grand Total	255	100.0%	180	80	100.0%	59	3	100.0%	3	338	100.0%	206

27A.460(2) Percentages of fines, imprisonment, or other penalty assessment

Original & Final Plea Type

		GUILTY	NOT GUILTY	UNKNOWN PLEA TYPE	Grand Total
Felony Charges	Original Plea		263 (56.9%)	199 (43.1%)	462 (100.0%)
	Final Plea	263 (56.9%)		199 (43.1%)	462 (100.0%)
Felony amended to Non-Felony	Original Plea		1 (11.1%)	8 (88.9%)	9 (100.0%)
	Final Plea	1 (11.1%)		8 (88.9%)	9 (100.0%)

27A.460(5) Percentage of pleas as charges

27A.460(6) Percentage of pleas to reduce charges

* A case may consist of one or multiple convicted charges, the distinct count on cases counts the case only once.

* Convicted charges, percent of charges and the distinct count of cases are sorted by the highest sentence penalty for each of the convicted charges (Guilty, Guilty - Multiple Counts, Prepayable Citation - Paid or Guilty - Sealed Sentence, Enhanced).



ADMINISTRATIVE OFFICE OF THE COURTS
Research and Statistics
 Annual Report FY 2023
 Circuit Court - Felony Criminal Cases

POWELL COUNTY

Cases can have multiple charges which are heard either by a Court Trial, Jury Trial, No Trial or by a combination of trial types. Cases are categorized by how all the charges within the case were disposed. If all charges were disposed by the same trial type, it is counted in the separate category, otherwise, it is counted within the Mixed Trial category. If a charge had no trial type entered or it had No Trial, then it is counted in the No Trial category.

Cases by Trial Type
 27A.460(7), (8), (9), (10)

	Mixed Trial	No Trial	Grand Total
Felony Amended to Non-Felony		9	9
		100.00%	100.00%
Felony Charges	24	270	294
	8.16%	91.84%	100.00%
Felony Convictions	18	162	180
	10.00%	90.00%	100.00%

- 27A.460(7) Percentage of disposition to guilty as charged by trial
- 27A.460(8) Percentage of those found guilty of lesser charge by trial
- 27A.460(9) Percentage of cases where jury trial taken
- 27A.460(10) Percentage of trials which are bench (court) trials

Shock Probation by Disposition Type
 27A.440(3)(b)

	Denied	Granted	Withdrawn	Grand Total
0026090 SHOCK PROBATION IN FELONY CONVICTIONS	22	16	4	42
	52.38%	38.10%	9.52%	100.00%

27A.440(3)(b) Extracted data on shock probation shall be placed in the annual report of the Administrative Office of the Courts

* A case may consist of one or multiple convicted charges, the distinct count on cases counts the case only once.
 * Other Disposition types include: Denied, Extradition, Grand Jury, Granted, Merged, Mistrial, Grand Jury, Other, Remanded, and Sealed Records.



ADMINISTRATIVE OFFICE OF THE COURTS
Research and Statistics
 Annual Report FY 2023
 Circuit Court - Felony Criminal Cases
POWELL COUNTY

Youthful Offenders

There were 0 Felony level charges and 0 Non-Felony level charges disposed within 0 Circuit Criminal cases during the fiscal year. Non-Felony charges include Misdemeanor, Violation, Local Ordinance, or Other charges within those cases.

27A.460(11)

	Charges	Cases
Felony		
Felony Amended to Non-Felony		

27A.460(11) The number of juvenile offenders tried as an adult

Of the 0 Felony level charges disposed within the Youthful Offender cases, 0 (None%) charges were convicted.

Youthful Offender

	Grand Total
Felony Charges by Disposition Type	0

Note: A youth charged prior to their 18th birthday, proceeded against as a youthful offender under KRS 635.020(7) may not be included in the above.

KRS 635.020(7) If a person who is eighteen (18) or older is charged with a felony that occurred prior to their eighteenth birthday, the court shall, upon motion of the county attorney made prior to adjudication and consultation with the Commonwealth's Attorney, the case may proceed in accordance with the provisions of KRS 640.010.

* A case may consist of one or multiple convicted charges, the distinct count on cases counts the case only once.

* Other disposition types include: Denied, Extradition, Grand Jury, Granted, Merged, Mistrial, Grand Jury, Other, Remanded, and Sealed Records.

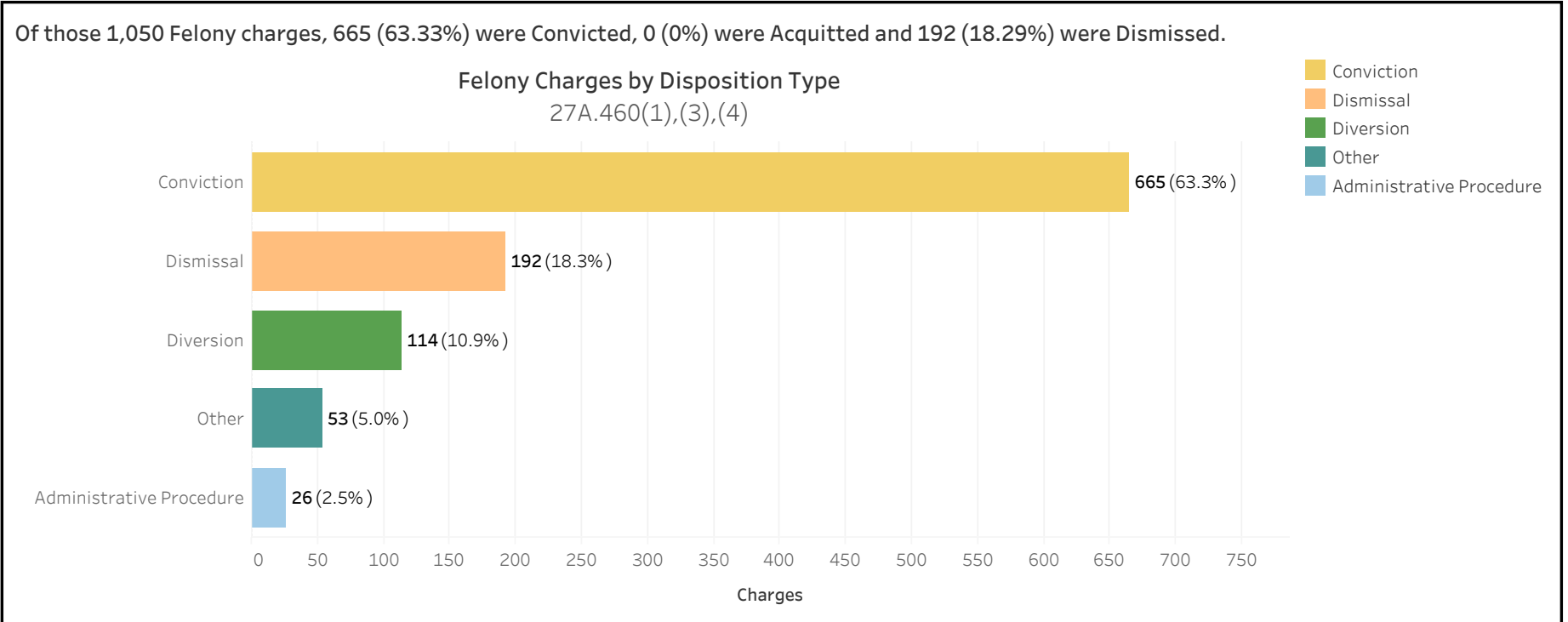


ADMINISTRATIVE OFFICE OF THE COURTS
Research and Statistics
 Annual Report FY 2023
 Circuit Court - Felony Criminal Cases

PULASKI COUNTY

There were 1,050 Felony level charges and 38 Non-Felony level charges disposed within 671 Circuit Criminal cases during the Fiscal Year. Non-Felony charges include Misdemeanor, Violation, Local Ordinance or Other charges within those cases.

		Charges	Cases
PULASKI	Felony	1,050	638
	Felony amended to Non-Felony	38	



27A.460(1) Conviction Percentages
 27A.460(3) Percentage of Acquittals
 27A.460(4) Percentage of Dismissals

* A case may consist of one or multiple convicted charges, the distinct count on cases counts the case only once.
 * Other Disposition types include: Denied, Extradition, Grand Jury, Granted, Merged, Mistrial, Grand Jury, Other, Remanded, and Sealed Records.



ADMINISTRATIVE OFFICE OF THE COURTS
Research and Statistics
 Annual Report FY 2023
 Circuit Court - Felony Criminal Cases

PULASKI COUNTY

Felony Charges Convicted by Highest Penalty Type

Penalty Type	FELONY			MISDEMEANOR			Grand Total		
	Charges	% of Chgs	Cases	Charges	% of Chgs	Cases	Charges	% of Chgs	Cases
Incarcerated Prison	260	39.6%	163	3	3.1%	3	263	34.9%	164
Incarcerated Jail	116	17.7%	99	30	31.3%	26	146	19.4%	121
Alternative: Probation	273	41.6%	193	24	25.0%	21	297	39.4%	210
Alternative: Cond. Discharged				1	1.0%	1	1	0.1%	1
Alternative Sentence	2	0.3%	2	22	22.9%	16	24	3.2%	18
Pay Fine				5	5.2%	5	5	0.7%	5
Pay Court Cost	2	0.3%	2	2	2.1%	2	4	0.5%	4
Other Penalty	3	0.5%	3	8	8.3%	7	11	1.5%	10
No Sentence	1	0.2%	1	1	1.0%	1	2	0.3%	2
Grand Total	657	100.0%	455	96	100.0%	80	753	100.0%	500

27A.460(2) Percentages of fines, imprisonment, or other penalty assessment

Original & Final Plea Type

		GUILTY	NOT GUILTY	UNKNOWN PLEA TYPE	Grand Total
Felony Charges	Original Plea	604 (57.5%)	26 (2.5%)	420 (40.0%)	1,050 (100.0%)
	Final Plea	652 (62.1%)		398 (37.9%)	1,050 (100.0%)
Felony amended to Non-Felony	Original Plea	3 (7.9%)		35 (92.1%)	38 (100.0%)
	Final Plea	3 (7.9%)		35 (92.1%)	38 (100.0%)

27A.460(5) Percentage of pleas as charges

27A.460(6) Percentage of pleas to reduce charges

* A case may consist of one or multiple convicted charges, the distinct count on cases counts the case only once.

* Convicted charges, percent of charges and the distinct count of cases are sorted by the highest sentence penalty for each of the convicted charges (Guilty, Guilty - Multiple Counts, Prepayable Citation - Paid or Guilty - Sealed Sentence, Enhanced).



ADMINISTRATIVE OFFICE OF THE COURTS
Research and Statistics
 Annual Report FY 2023
 Circuit Court - Felony Criminal Cases

PULASKI COUNTY

Cases can have multiple charges which are heard either by a Court Trial, Jury Trial, No Trial or by a combination of trial types. Cases are categorized by how all the charges within the case were disposed. If all charges were disposed by the same trial type, it is counted in the separate category, otherwise, it is counted within the Mixed Trial category. If a charge had no trial type entered or it had No Trial, then it is counted in the No Trial category.

Cases by Trial Type
 27A.460(7), (8), (9), (10)

	Mixed Trial	No Trial	Grand Total
Felony Amended to Non-Felony	3 9.09%	30 90.91%	33 100.00%
Felony Charges	68 10.66%	570 89.34%	638 100.00%
Felony Convictions	49 10.75%	407 89.25%	456 100.00%

- 27A.460(7) Percentage of disposition to guilty as charged by trial
- 27A.460(8) Percentage of those found guilty of lesser charge by trial
- 27A.460(9) Percentage of cases where jury trial taken
- 27A.460(10) Percentage of trials which are bench (court) trials

Shock Probation by Disposition Type
 27A.440(3)(b)

	Denied	Granted	Grand Total
0026090 SHOCK PROBATION IN FELONY CONVICTIONS	87 79.82%	22 20.18%	109 100.00%

27A.440(3)(b) Extracted data on shock probation shall be placed in the annual report of the Administrative Office of the Courts

* A case may consist of one or multiple convicted charges, the distinct count on cases counts the case only once.
 * Other Disposition types include: Denied, Extradition, Grand Jury, Granted, Merged, Mistrial, Grand Jury, Other, Remanded, and Sealed Records.



ADMINISTRATIVE OFFICE OF THE COURTS
Research and Statistics
Annual Report FY 2023
Circuit Court - Felony Criminal Cases
PULASKI COUNTY

Youthful Offenders

There were 0 Felony level charges and 0 Non-Felony level charges disposed within 0 Circuit Criminal cases during the fiscal year. Non-Felony charges include Misdemeanor, Violation, Local Ordinance, or Other charges within those cases.

27A.460(11)

	Charges	Cases
Felony		
Felony Amended to Non-Felony		

27A.460(11) The number of juvenile offenders tried as an adult

Of the 0 Felony level charges disposed within the Youthful Offender cases, 0 (None%) charges were convicted.

Youthful Offender

		Grand Total
Felony Charges by Disposition Type	0	0

Note: A youth charged prior to their 18th birthday, proceeded against as a youthful offender under KRS 635.020(7) may not be included in the above.

KRS 635.020(7) If a person who is eighteen (18) or older is charged with a felony that occurred prior to their eighteenth birthday, the court shall, upon motion of the county attorney made prior to adjudication and consultation with the Commonwealth's Attorney, the case may proceed in accordance with the provisions of KRS 640.010.

* A case may consist of one or multiple convicted charges, the distinct count on cases counts the case only once.

* Other disposition types include: Denied, Extradition, Grand Jury, Granted, Merged, Mistrial, Grand Jury, Other, Remanded, and Sealed Records.

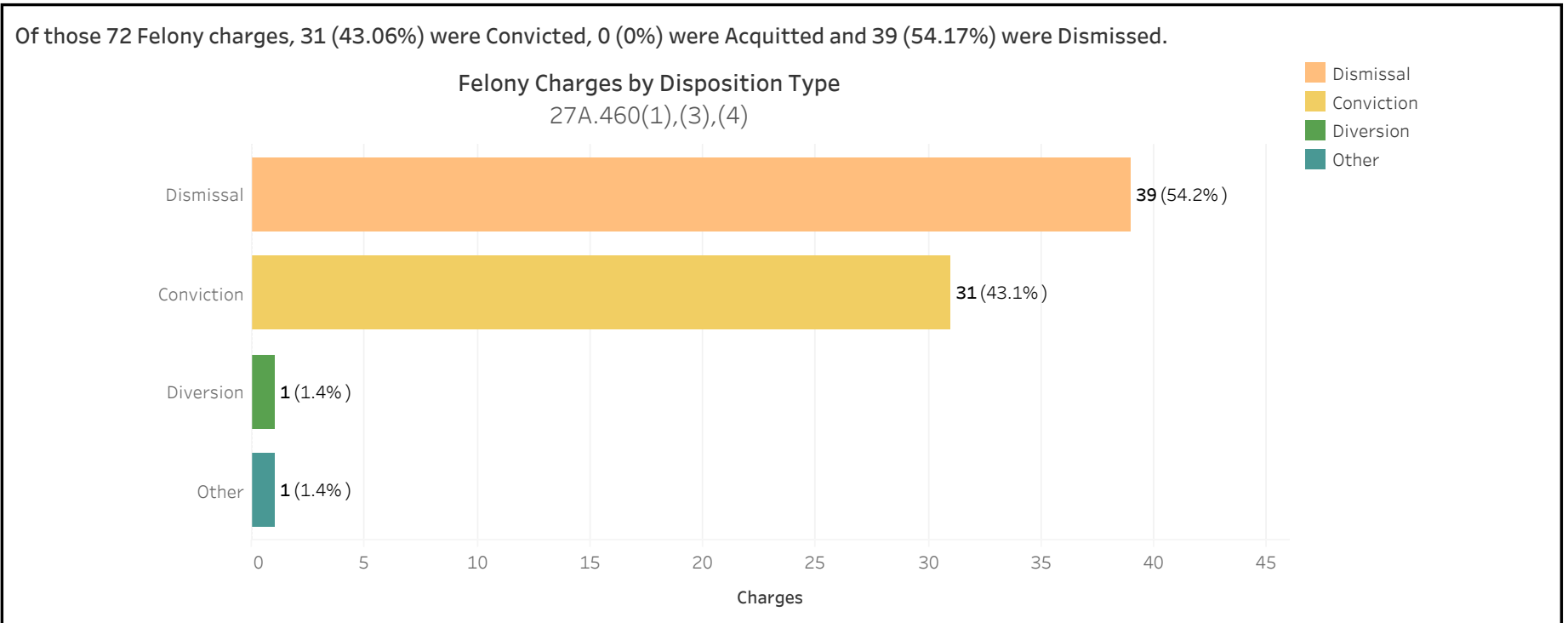


ADMINISTRATIVE OFFICE OF THE COURTS
Research and Statistics
 Annual Report FY 2023
 Circuit Court - Felony Criminal Cases

ROBERTSON COUNTY

There were 72 Felony level charges and 7 Non-Felony level charges disposed within 31 Circuit Criminal cases during the Fiscal Year. Non-Felony charges include Misdemeanor, Violation, Local Ordinance or Other charges within those cases.

	Charges	Cases
ROBERTSON Felony	72	28
Felony amended to Non-Felony	7	



27A.460(1) Conviction Percentages
 27A.460(3) Percentage of Acquittals
 27A.460(4) Percentage of Dismissals

* A case may consist of one or multiple convicted charges, the distinct count on cases counts the case only once.
 * Other Disposition types include: Denied, Extradition, Grand Jury, Granted, Merged, Mistrial, Grand Jury, Other, Remanded, and Sealed Records.



ADMINISTRATIVE OFFICE OF THE COURTS
Research and Statistics
 Annual Report FY 2023
 Circuit Court - Felony Criminal Cases

ROBERTSON COUNTY

Felony Charges Convicted by Highest Penalty Type

Penalty Type	FELONY			MISDEMEANOR			VIOLATION			Grand Total		
	Charges	% of Chgs	Cases	Charges	% of Chgs	Cases	Charges	% of Chgs	Cases	Charges	% of Chgs	Cases
Incarcerated Prison	16	55.2%	9							16	29.1%	9
Incarcerated Jail	3	10.3%	2	16	69.6%	6				19	34.5%	8
Alternative: Probation				1	4.3%	1				1	1.8%	1
Alternative: Cond. Discharged	9	31.0%	6	3	13.0%	3				12	21.8%	7
Alternative Sentence	1	3.4%	1							1	1.8%	1
Pay Fine							3	100.0%	2	3	5.5%	2
No Sentence				3	13.0%	3				3	5.5%	3
Grand Total	29	100.0%	17	23	100.0%	10	3	100.0%	2	55	100.0%	21

27A.460(2) Percentages of fines, imprisonment, or other penalty assessment

Original & Final Plea Type

		GUILTY	NOT GUILTY	UNKNOWN PLEA TYPE	Grand Total
Felony Charges	Original Plea	2 (2.8%)	67 (93.1%)	3 (4.2%)	72 (100.0%)
	Final Plea	37 (51.4%)	32 (44.4%)	3 (4.2%)	72 (100.0%)
Felony amended to Non-Felony	Original Plea		7 (100.0%)		7 (100.0%)
	Final Plea	4 (57.1%)	3 (42.9%)		7 (100.0%)

27A.460(5) Percentage of pleas as charges

27A.460(6) Percentage of pleas to reduce charges

* A case may consist of one or multiple convicted charges, the distinct count on cases counts the case only once.

* Convicted charges, percent of charges and the distinct count of cases are sorted by the highest sentence penalty for each of the convicted charges (Guilty, Guilty - Multiple Counts, Prepayable Citation - Paid or Guilty - Sealed Sentence, Enhanced).



ADMINISTRATIVE OFFICE OF THE COURTS
Research and Statistics
 Annual Report FY 2023
 Circuit Court - Felony Criminal Cases

ROBERTSON COUNTY

Cases can have multiple charges which are heard either by a Court Trial, Jury Trial, No Trial or by a combination of trial types. Cases are categorized by how all the charges within the case were disposed. If all charges were disposed by the same trial type, it is counted in the separate category, otherwise, it is counted within the Mixed Trial category. If a charge had no trial type entered or it had No Trial, then it is counted in the No Trial category.

Cases by Trial Type
 27A.460(7), (8), (9), (10)

	Mixed Trial	No Trial	Grand Total
Felony Amended to Non-Felony		3	3
		100.00%	100.00%
Felony Charges	5	23	28
	17.86%	82.14%	100.00%
Felony Convictions	5	12	17
	29.41%	70.59%	100.00%

- 27A.460(7) Percentage of disposition to guilty as charged by trial
- 27A.460(8) Percentage of those found guilty of lesser charge by trial
- 27A.460(9) Percentage of cases where jury trial taken
- 27A.460(10) Percentage of trials which are bench (court) trials

Shock Probation by Disposition Type
 27A.440(3)(b)

	Grand Total
0	0

27A.440(3)(b) Extracted data on shock probation shall be placed in the annual report of the Administrative Office of the Courts

* A case may consist of one or multiple convicted charges, the distinct count on cases counts the case only once.
 * Other Disposition types include: Denied, Extradition, Grand Jury, Granted, Merged, Mistrial, Grand Jury, Other, Remanded, and Sealed Records.



ADMINISTRATIVE OFFICE OF THE COURTS
Research and Statistics
Annual Report FY 2023
Circuit Court - Felony Criminal Cases
ROBERTSON COUNTY

Youthful Offenders

There were 0 Felony level charges and 0 Non-Felony level charges disposed within 0 Circuit Criminal cases during the fiscal year. Non-Felony charges include Misdemeanor, Violation, Local Ordinance, or Other charges within those cases.

27A.460(11)

	Charges	Cases
Felony		
Felony Amended to Non-Felony		

27A.460(11) The number of juvenile offenders tried as an adult

Of the 0 Felony level charges disposed within the Youthful Offender cases, 0 (None%) charges were convicted.

Youthful Offender

		Grand Total
Felony Charges by Disposition Type	0	0

Note: A youth charged prior to their 18th birthday, proceeded against as a youthful offender under KRS 635.020(7) may not be included in the above.

KRS 635.020(7) If a person who is eighteen (18) or older is charged with a felony that occurred prior to their eighteenth birthday, the court shall, upon motion of the county attorney made prior to adjudication and consultation with the Commonwealth's Attorney, the case may proceed in accordance with the provisions of KRS 640.010.

* A case may consist of one or multiple convicted charges, the distinct count on cases counts the case only once.

* Other disposition types include: Denied, Extradition, Grand Jury, Granted, Merged, Mistrial, Grand Jury, Other, Remanded, and Sealed Records.

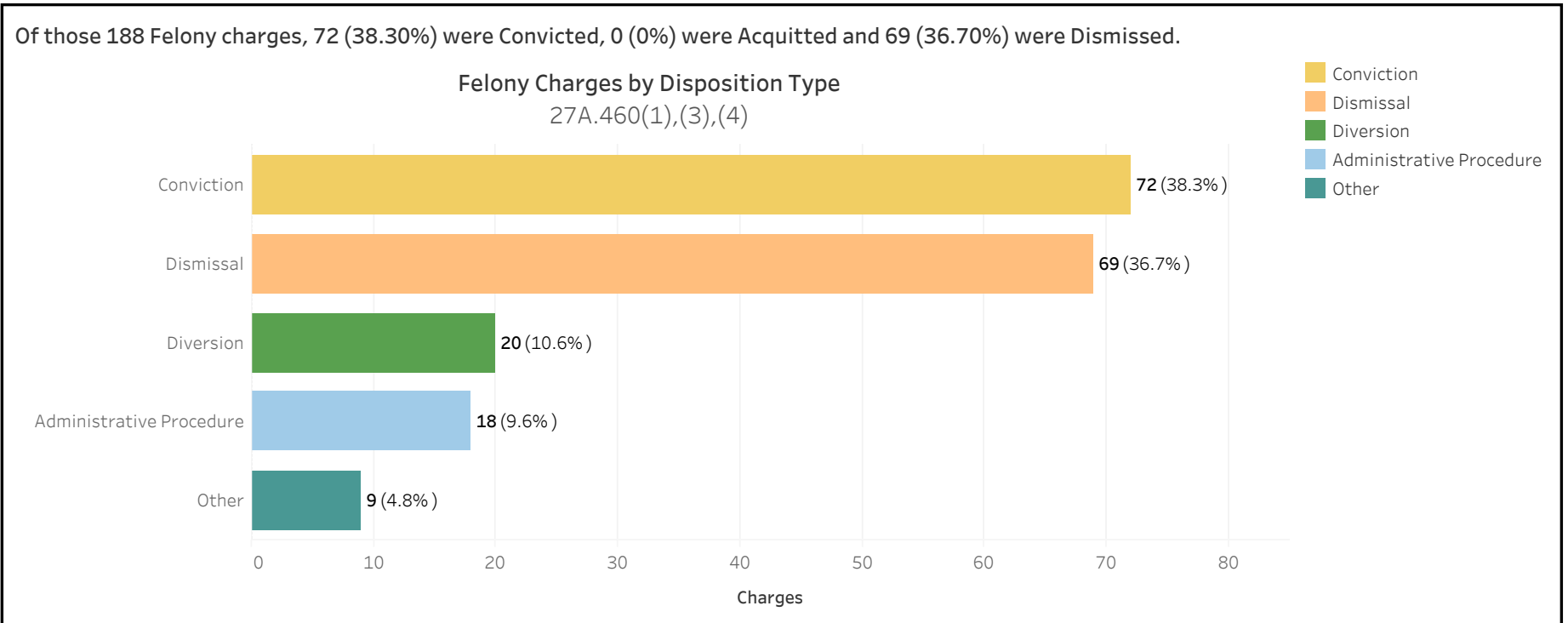


ADMINISTRATIVE OFFICE OF THE COURTS
Research and Statistics
 Annual Report FY 2023
 Circuit Court - Felony Criminal Cases

ROCKCASTLE COUNTY

There were 188 Felony level charges and 8 Non-Felony level charges disposed within 130 Circuit Criminal cases during the Fiscal Year. Non-Felony charges include Misdemeanor, Violation, Local Ordinance or Other charges within those cases.

	Charges	Cases
ROCKCASTLE Felony	188	122
Felony amended to Non-Felony	8	



27A.460(1) Conviction Percentages
 27A.460(3) Percentage of Acquittals
 27A.460(4) Percentage of Dismissals

* A case may consist of one or multiple convicted charges, the distinct count on cases counts the case only once.
 * Other Disposition types include: Denied, Extradition, Grand Jury, Granted, Merged, Mistrial, Grand Jury, Other, Remanded, and Sealed Records.



ADMINISTRATIVE OFFICE OF THE COURTS
Research and Statistics
 Annual Report FY 2023
 Circuit Court - Felony Criminal Cases

ROCKCASTLE COUNTY

Felony Charges Convicted by Highest Penalty Type

Penalty Type	FELONY			MISDEMEANOR			Grand Total		
	Charges	% of Chgs	Cases	Charges	% of Chgs	Cases	Charges	% of Chgs	Cases
Incarcerated Prison	20	27.8%	16				20	20.6%	16
Incarcerated Jail	12	16.7%	12	9	36.0%	9	21	21.6%	19
Alternative: Probation	40	55.6%	35	6	24.0%	3	46	47.4%	35
Alternative: Cond. Discharged				7	28.0%	7	7	7.2%	7
Alternative Sentence				3	12.0%	3	3	3.1%	3
Grand Total	72	100.0%	63	25	100.0%	21	97	100.0%	75

27A.460(2) Percentages of fines, imprisonment, or other penalty assessment

Original & Final Plea Type

		GUILTY	NOT GUILTY	UNKNOWN PLEA TYPE	Grand Total
Felony Charges	Original Plea		9 (4.8%)	179 (95.2%)	188 (100.0%)
	Final Plea	9 (4.8%)		179 (95.2%)	188 (100.0%)
Felony amended to Non-Felony	Original Plea			8 (100.0%)	8 (100.0%)
	Final Plea			8 (100.0%)	8 (100.0%)

27A.460(5) Percentage of pleas as charges

27A.460(6) Percentage of pleas to reduce charges

* A case may consist of one or multiple convicted charges, the distinct count on cases counts the case only once.

* Convicted charges, percent of charges and the distinct count of cases are sorted by the highest sentence penalty for each of the convicted charges (Guilty, Guilty - Multiple Counts, Prepayable Citation - Paid or Guilty - Sealed Sentence, Enhanced).



ADMINISTRATIVE OFFICE OF THE COURTS
Research and Statistics
 Annual Report FY 2023
 Circuit Court - Felony Criminal Cases

ROCKCASTLE COUNTY

Cases can have multiple charges which are heard either by a Court Trial, Jury Trial, No Trial or by a combination of trial types. Cases are categorized by how all the charges within the case were disposed. If all charges were disposed by the same trial type, it is counted in the separate category, otherwise, it is counted within the Mixed Trial category. If a charge had no trial type entered or it had No Trial, then it is counted in the No Trial category.

Cases by Trial Type
 27A.460(7), (8), (9), (10)

	Mixed Trial	No Trial	Grand Total
Felony Amended to Non-Felony		8	8
		100.00%	100.00%
Felony Charges	9	113	122
	7.38%	92.62%	100.00%
Felony Convictions	8	55	63
	12.70%	87.30%	100.00%

- 27A.460(7) Percentage of disposition to guilty as charged by trial
- 27A.460(8) Percentage of those found guilty of lesser charge by trial
- 27A.460(9) Percentage of cases where jury trial taken
- 27A.460(10) Percentage of trials which are bench (court) trials

Shock Probation by Disposition Type
 27A.440(3)(b)

	Denied	Granted	Grand Total
0026090 SHOCK PROBATION IN FELONY CONVICTIONS	10	2	12
	83.33%	16.67%	100.00%
0026100 SHOCK PROBATION IN MISDEMEANOR CONVICTIONS	2		2
	100.00%		100.00%

27A.440(3)(b) Extracted data on shock probation shall be placed in the annual report of the Administrative Office of the Courts

* A case may consist of one or multiple convicted charges, the distinct count on cases counts the case only once.
 * Other Disposition types include: Denied, Extradition, Grand Jury, Granted, Merged, Mistrial, Grand Jury, Other, Remanded, and Sealed Records.



ADMINISTRATIVE OFFICE OF THE COURTS
Research and Statistics
 Annual Report FY 2023
 Circuit Court - Felony Criminal Cases
ROCKCASTLE COUNTY

Youthful Offenders

There were 0 Felony level charges and 0 Non-Felony level charges disposed within 0 Circuit Criminal cases during the fiscal year. Non-Felony charges include Misdemeanor, Violation, Local Ordinance, or Other charges within those cases.

27A.460(11)

	Charges	Cases
Felony		
Felony Amended to Non-Felony		

27A.460(11) The number of juvenile offenders tried as an adult

Of the 0 Felony level charges disposed within the Youthful Offender cases, 0 (None%) charges were convicted.

Youthful Offender

		Grand Total
Felony Charges by Disposition Type	0	0

Note: A youth charged prior to their 18th birthday, proceeded against as a youthful offender under KRS 635.020(7) may not be included in the above.

KRS 635.020(7) If a person who is eighteen (18) or older is charged with a felony that occurred prior to their eighteenth birthday, the court shall, upon motion of the county attorney made prior to adjudication and consultation with the Commonwealth's Attorney, the case may proceed in accordance with the provisions of KRS 640.010.

* A case may consist of one or multiple convicted charges, the distinct count on cases counts the case only once.

* Other disposition types include: Denied, Extradition, Grand Jury, Granted, Merged, Mistrial, Grand Jury, Other, Remanded, and Sealed Records.

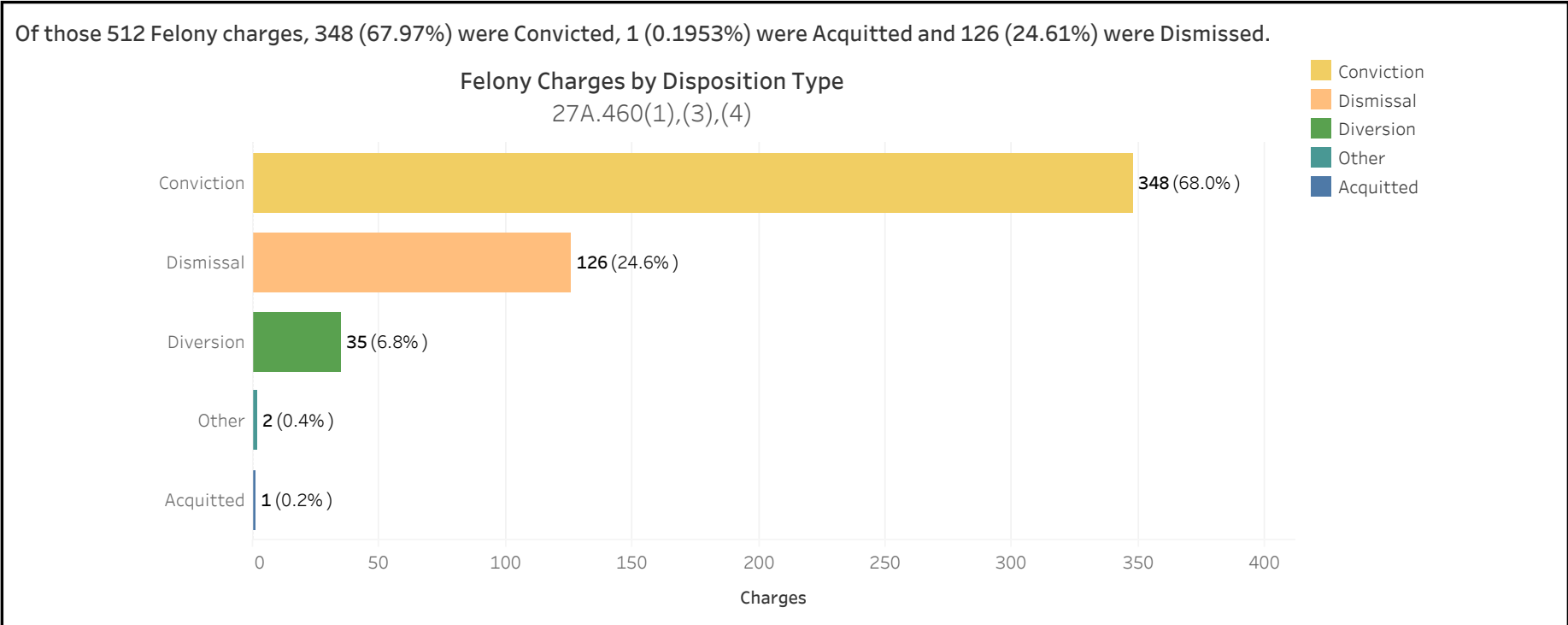


ADMINISTRATIVE OFFICE OF THE COURTS
Research and Statistics
 Annual Report FY 2023
 Circuit Court - Felony Criminal Cases

ROWAN COUNTY

There were 512 Felony level charges and 35 Non-Felony level charges disposed within 328 Circuit Criminal cases during the Fiscal Year. Non-Felony charges include Misdemeanor, Violation, Local Ordinance or Other charges within those cases.

		Charges	Cases
ROWAN	Felony	512	295
	Felony amended to Non-Felony	35	



27A.460(1) Conviction Percentages
 27A.460(3) Percentage of Acquittals
 27A.460(4) Percentage of Dismissals

* A case may consist of one or multiple convicted charges, the distinct count on cases counts the case only once.
 * Other Disposition types include: Denied, Extradition, Grand Jury, Granted, Merged, Mistrial, Grand Jury, Other, Remanded, and Sealed Records.



ADMINISTRATIVE OFFICE OF THE COURTS
Research and Statistics
 Annual Report FY 2023
 Circuit Court - Felony Criminal Cases

ROWAN COUNTY

Felony Charges Convicted by Highest Penalty Type

Penalty Type	FELONY			MISDEMEANOR			VIOLATION			Grand Total		
	Charges	% of Chgs	Cases	Charges	% of Chgs	Cases	Charges	% of Chgs	Cases	Charges	% of Chgs	Cases
Incarcerated Prison	151	45.2%	84	8	2.8%	5				159	24.6%	84
Incarcerated Jail	36	10.8%	27	106	37.2%	53				142	21.9%	64
Alternative: Probation	7	2.1%	5	40	14.0%	26	1	3.6%	1	48	7.4%	30
Alternative Sentence	138	41.3%	99	119	41.8%	71	1	3.6%	1	258	39.9%	103
Pay Fine				2	0.7%	2	22	78.6%	11	24	3.7%	12
Other Penalty	2	0.6%	2	9	3.2%	5	3	10.7%	1	14	2.2%	8
No Sentence				1	0.4%	1	1	3.6%	1	2	0.3%	2
Grand Total	334	100.0%	211	285	100.0%	155	28	100.0%	14	647	100.0%	242

27A.460(2) Percentages of fines, imprisonment, or other penalty assessment

Original & Final Plea Type

		GUILTY	NOT GUILTY	UNKNOWN PLEA TYPE	Grand Total
Felony Charges	Original Plea		339 (66.2%)	173 (33.8%)	512 (100.0%)
	Final Plea	337 (65.8%)	2 (0.4%)	173 (33.8%)	512 (100.0%)
Felony amended to Non-Felony	Original Plea			35 (100.0%)	35 (100.0%)
	Final Plea			35 (100.0%)	35 (100.0%)

27A.460(5) Percentage of pleas as charges

27A.460(6) Percentage of pleas to reduce charges

* A case may consist of one or multiple convicted charges, the distinct count on cases counts the case only once.

* Convicted charges, percent of charges and the distinct count of cases are sorted by the highest sentence penalty for each of the convicted charges (Guilty, Guilty - Multiple Counts, Prepayable Citation - Paid or Guilty - Sealed Sentence, Enhanced).



ADMINISTRATIVE OFFICE OF THE COURTS
Research and Statistics
 Annual Report FY 2023
 Circuit Court - Felony Criminal Cases

ROWAN COUNTY

Cases can have multiple charges which are heard either by a Court Trial, Jury Trial, No Trial or by a combination of trial types. Cases are categorized by how all the charges within the case were disposed. If all charges were disposed by the same trial type, it is counted in the separate category, otherwise, it is counted within the Mixed Trial category. If a charge had no trial type entered or it had No Trial, then it is counted in the No Trial category.

Cases by Trial Type
 27A.460(7), (8), (9), (10)

	Jury Trial	Mixed Trial	No Trial	Grand Total
Felony Amended to Non-Felony		3 9.09%	30 90.91%	33 100.00%
Felony Charges	1 0.34%	17 5.76%	277 93.90%	295 100.00%
Felony Convictions		15 7.11%	196 92.89%	211 100.00%

- 27A.460(7) Percentage of disposition to guilty as charged by trial
- 27A.460(8) Percentage of those found guilty of lesser charge by trial
- 27A.460(9) Percentage of cases where jury trial taken
- 27A.460(10) Percentage of trials which are bench (court) trials

Shock Probation by Disposition Type
 27A.440(3)(b)

	Denied	Granted	Grand Total
0026090 SHOCK PROBATION IN FELONY CONVICTIONS	27 75.00%	9 25.00%	36 100.00%
0026100 SHOCK PROBATION IN MISDEMEANOR CONVICTIONS	1 100.00%		1 100.00%

27A.440(3)(b) Extracted data on shock probation shall be placed in the annual report of the Administrative Office of the Courts

* A case may consist of one or multiple convicted charges, the distinct count on cases counts the case only once.
 * Other Disposition types include: Denied, Extradition, Grand Jury, Granted, Merged, Mistrial, Grand Jury, Other, Remanded, and Sealed Records.



ADMINISTRATIVE OFFICE OF THE COURTS
Research and Statistics
 Annual Report FY 2023
 Circuit Court - Felony Criminal Cases
ROWAN COUNTY

Youthful Offenders

There were 0 Felony level charges and 0 Non-Felony level charges disposed within 0 Circuit Criminal cases during the fiscal year. Non-Felony charges include Misdemeanor, Violation, Local Ordinance, or Other charges within those cases.

27A.460(11)

	Charges	Cases
Felony		
Felony Amended to Non-Felony		

27A.460(11) The number of juvenile offenders tried as an adult

Of the 0 Felony level charges disposed within the Youthful Offender cases, 0 (None%) charges were convicted.

Youthful Offender

		Grand Total
Felony Charges by Disposition Type	0	0

Note: A youth charged prior to their 18th birthday, proceeded against as a youthful offender under KRS 635.020(7) may not be included in the above.

KRS 635.020(7) If a person who is eighteen (18) or older is charged with a felony that occurred prior to their eighteenth birthday, the court shall, upon motion of the county attorney made prior to adjudication and consultation with the Commonwealth's Attorney, the case may proceed in accordance with the provisions of KRS 640.010.

* A case may consist of one or multiple convicted charges, the distinct count on cases counts the case only once.

* Other disposition types include: Denied, Extradition, Grand Jury, Granted, Merged, Mistrial, Grand Jury, Other, Remanded, and Sealed Records.

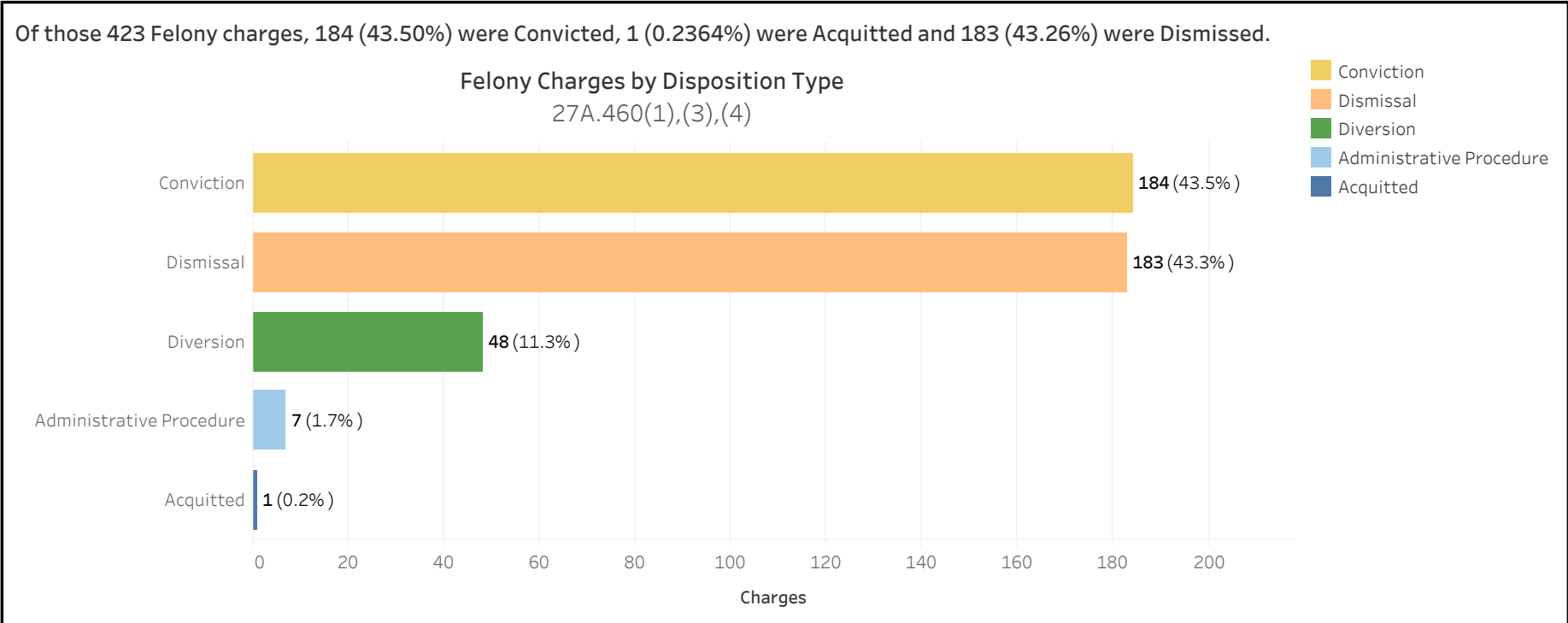


ADMINISTRATIVE OFFICE OF THE COURTS
Research and Statistics
 Annual Report FY 2023
 Circuit Court - Felony Criminal Cases

RUSSELL COUNTY

There were 423 Felony level charges and 26 Non-Felony level charges disposed within 253 Circuit Criminal cases during the Fiscal Year. Non-Felony charges include Misdemeanor, Violation, Local Ordinance or Other charges within those cases.

		Charges	Cases
RUSSELL	Felony	423	230
	Felony amended to Non-Felony	26	



27A.460(1) Conviction Percentages
 27A.460(3) Percentage of Acquittals
 27A.460(4) Percentage of Dismissals

* A case may consist of one or multiple convicted charges, the distinct count on cases counts the case only once.
 * Other Disposition types include: Denied, Extradition, Grand Jury, Granted, Merged, Mistrial, Grand Jury, Other, Remanded, and Sealed Records.



ADMINISTRATIVE OFFICE OF THE COURTS
Research and Statistics
 Annual Report FY 2023
 Circuit Court - Felony Criminal Cases

RUSSELL COUNTY

Felony Charges Convicted by Highest Penalty Type

Penalty Type	FELONY			MISDEMEANOR			VIOLATION			Grand Total		
	Charges	% of Chgs	Cases	Charges	% of Chgs	Cases	Charges	% of Chgs	Cases	Charges	% of Chgs	Cases
Incarcerated Prison	99	55.0%	53							99	30.6%	53
Incarcerated Jail	3	1.7%	2	54	38.6%	35				57	17.6%	35
Alternative: Home Incarcerati..	2	1.1%	2	3	2.1%	1				5	1.5%	3
Alternative: Probation	21	11.7%	18	38	27.1%	25				59	18.2%	34
Alternative Sentence	49	27.2%	30	26	18.6%	16	3	75.0%	1	78	24.1%	35
Pay Court Cost	4	2.2%	4	1	0.7%	1				5	1.5%	5
Other Penalty	2	1.1%	2	13	9.3%	11	1	25.0%	1	16	4.9%	12
No Sentence				5	3.6%	2				5	1.5%	2
Grand Total	180	100.0%	106	140	100.0%	81	4	100.0%	2	324	100.0%	128

27A.460(2) Percentages of fines, imprisonment, or other penalty assessment

Original & Final Plea Type

		GUILTY	NOT GUILTY	UNKNOWN PLEA TYPE	Grand Total
Felony Charges	Original Plea	64 (15.1%)	346 (81.8%)	13 (3.1%)	423 (100.0%)
	Final Plea	307 (72.6%)	103 (24.3%)	13 (3.1%)	423 (100.0%)
Felony amended to Non-Felony	Original Plea		23 (88.5%)	3 (11.5%)	26 (100.0%)
	Final Plea		23 (88.5%)	3 (11.5%)	26 (100.0%)

27A.460(5) Percentage of pleas as charges

27A.460(6) Percentage of pleas to reduce charges

* A case may consist of one or multiple convicted charges, the distinct count on cases counts the case only once.

* Convicted charges, percent of charges and the distinct count of cases are sorted by the highest sentence penalty for each of the convicted charges (Guilty, Guilty - Multiple Counts, Prepayable Citation - Paid or Guilty - Sealed Sentence, Enhanced).



ADMINISTRATIVE OFFICE OF THE COURTS
Research and Statistics
 Annual Report FY 2023
 Circuit Court - Felony Criminal Cases

RUSSELL COUNTY

Cases can have multiple charges which are heard either by a Court Trial, Jury Trial, No Trial or by a combination of trial types. Cases are categorized by how all the charges within the case were disposed. If all charges were disposed by the same trial type, it is counted in the separate category, otherwise, it is counted within the Mixed Trial category. If a charge had no trial type entered or it had No Trial, then it is counted in the No Trial category.

Cases by Trial Type
 27A.460(7), (8), (9), (10)

	Mixed Trial	No Trial	Grand Total
Felony Amended to Non-Felony	2 8.70%	21 91.30%	23 100.00%
Felony Charges	6 2.61%	224 97.39%	230 100.00%
Felony Convictions	6 5.61%	101 94.39%	107 100.00%

- 27A.460(7) Percentage of disposition to guilty as charged by trial
- 27A.460(8) Percentage of those found guilty of lesser charge by trial
- 27A.460(9) Percentage of cases where jury trial taken
- 27A.460(10) Percentage of trials which are bench (court) trials

Shock Probation by Disposition Type
 27A.440(3)(b)

	Denied	Granted	Grand Total
0026090 SHOCK PROBATION IN FELONY CONVICTIONS	28 93.33%	2 6.67%	30 100.00%

27A.440(3)(b) Extracted data on shock probation shall be placed in the annual report of the Administrative Office of the Courts

* A case may consist of one or multiple convicted charges, the distinct count on cases counts the case only once.
 * Other Disposition types include: Denied, Extradition, Grand Jury, Granted, Merged, Mistrial, Grand Jury, Other, Remanded, and Sealed Records.



ADMINISTRATIVE OFFICE OF THE COURTS
Research and Statistics
Annual Report FY 2023
Circuit Court - Felony Criminal Cases
RUSSELL COUNTY

Youthful Offenders

There were 1 Felony level charges and 0 Non-Felony level charges disposed within 1 Circuit Criminal cases during the fiscal year. Non-Felony charges include Misdemeanor, Violation, Local Ordinance, or Other charges within those cases.

27A.460(11)

	Charges	Cases
Felony	1	1
Felony Amended to Non-Felony	0	0

27A.460(11) The number of juvenile offenders tried as an adult

Of the 1 Felony level charges disposed within the Youthful Offender cases, 0 (0%) charges were convicted.

Youthful Offender

	Diversion	Grand Total
Felony Charges by Disposition Type	1	1

Note: A youth charged prior to their 18th birthday, proceeded against as a youthful offender under KRS 635.020(7) may not be included in the above.

KRS 635.020(7) If a person who is eighteen (18) or older is charged with a felony that occurred prior to their eighteenth birthday, the court shall, upon motion of the county attorney made prior to adjudication and consultation with the Commonwealth's Attorney, the case may proceed in accordance with the provisions of KRS 640.010.

* A case may consist of one or multiple convicted charges, the distinct count on cases counts the case only once.

* Other disposition types include: Denied, Extradition, Grand Jury, Granted, Merged, Mistrial, Grand Jury, Other, Remanded, and Sealed Records.

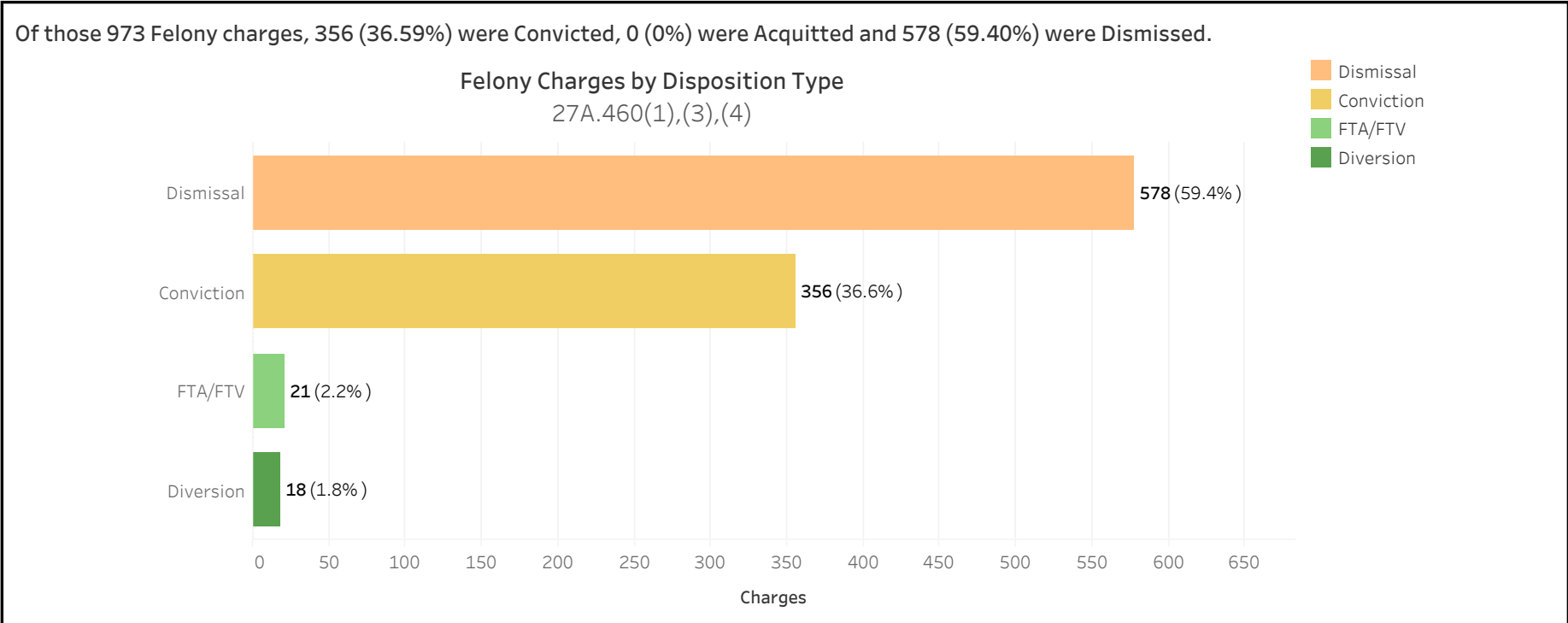


ADMINISTRATIVE OFFICE OF THE COURTS
Research and Statistics
 Annual Report FY 2023
 Circuit Court - Felony Criminal Cases

SCOTT COUNTY

There were 973 Felony level charges and 48 Non-Felony level charges disposed within 540 Circuit Criminal cases during the Fiscal Year. Non-Felony charges include Misdemeanor, Violation, Local Ordinance or Other charges within those cases.

		Charges	Cases
SCOTT	Felony	973	504
	Felony amended to Non-Felony	48	



27A.460(1) Conviction Percentages
 27A.460(3) Percentage of Acquittals
 27A.460(4) Percentage of Dismissals

* A case may consist of one or multiple convicted charges, the distinct count on cases counts the case only once.
 * Other Disposition types include: Denied, Extradition, Grand Jury, Granted, Merged, Mistrial, Grand Jury, Other, Remanded, and Sealed Records.



ADMINISTRATIVE OFFICE OF THE COURTS
Research and Statistics
 Annual Report FY 2023
 Circuit Court - Felony Criminal Cases

SCOTT COUNTY

Felony Charges Convicted by Highest Penalty Type

Penalty Type	FELONY			MISDEMEANOR			VIOLATION			Grand Total		
	Charges	% of Chgs	Cases	Charges	% of Chgs	Cases	Charges	% of Chgs	Cases	Charges	% of Chgs	Cases
Incarcerated Prison	98	27.8%	51							98	15.8%	51
Incarcerated Jail	34	9.6%	18	84	32.8%	46				118	19.0%	55
Alternative: Probation	4	1.1%	4	3	1.2%	3				7	1.1%	7
Alternative Sentence	154	43.6%	146	59	23.0%	51				213	34.3%	177
Pay Fine				25	9.8%	21	12	100.0%	7	37	6.0%	26
Pay Court Cost	1	0.3%	1	1	0.4%	1				2	0.3%	2
Other Penalty	58	16.4%	34	82	32.0%	38				140	22.5%	62
No Sentence	4	1.1%	4	2	0.8%	2				6	1.0%	6
Grand Total	353	100.0%	225	256	100.0%	131	12	100.0%	7	621	100.0%	257

27A.460(2) Percentages of fines, imprisonment, or other penalty assessment

Original & Final Plea Type

		GUILTY	NOT GUILTY	UNKNOWN PLEA TYPE	Grand Total
Felony Charges	Original Plea	33 (3.4%)	336 (34.5%)	604 (62.1%)	973 (100.0%)
	Final Plea	367 (37.7%)	2 (0.2%)	604 (62.1%)	973 (100.0%)
Felony amended to Non-Felony	Original Plea			48 (100.0%)	48 (100.0%)
	Final Plea			48 (100.0%)	48 (100.0%)

27A.460(5) Percentage of pleas as charges

27A.460(6) Percentage of pleas to reduce charges

* A case may consist of one or multiple convicted charges, the distinct count on cases counts the case only once.

* Convicted charges, percent of charges and the distinct count of cases are sorted by the highest sentence penalty for each of the convicted charges (Guilty, Guilty - Multiple Counts, Prepayable Citation - Paid or Guilty - Sealed Sentence, Enhanced).



ADMINISTRATIVE OFFICE OF THE COURTS
Research and Statistics
 Annual Report FY 2023
 Circuit Court - Felony Criminal Cases

SCOTT COUNTY

Cases can have multiple charges which are heard either by a Court Trial, Jury Trial, No Trial or by a combination of trial types. Cases are categorized by how all the charges within the case were disposed. If all charges were disposed by the same trial type, it is counted in the separate category, otherwise, it is counted within the Mixed Trial category. If a charge had no trial type entered or it had No Trial, then it is counted in the No Trial category.

Cases by Trial Type
 27A.460(7), (8), (9), (10)

	Court Trial	Mixed Trial	No Trial	Grand Total
Felony Amended to Non-Felony		9	27	36
		25.00%	75.00%	100.00%
Felony Charges	1	58	445	504
	0.20%	11.51%	88.29%	100.00%
Felony Convictions	1	53	171	225
	0.44%	23.56%	76.00%	100.00%

- 27A.460(7) Percentage of disposition to guilty as charged by trial
- 27A.460(8) Percentage of those found guilty of lesser charge by trial
- 27A.460(9) Percentage of cases where jury trial taken
- 27A.460(10) Percentage of trials which are bench (court) trials

Shock Probation by Disposition Type
 27A.440(3)(b)

	Denied	Granted	Withdrawn	Grand Total
0026090 SHOCK PROBATION IN FELONY CONVICTIONS	16	11	2	29
	55.17%	37.93%	6.90%	100.00%

27A.440(3)(b) Extracted data on shock probation shall be placed in the annual report of the Administrative Office of the Courts

* A case may consist of one or multiple convicted charges, the distinct count on cases counts the case only once.
 * Other Disposition types include: Denied, Extradition, Grand Jury, Granted, Merged, Mistrial, Grand Jury, Other, Remanded, and Sealed Records.



ADMINISTRATIVE OFFICE OF THE COURTS
Research and Statistics
Annual Report FY 2023
Circuit Court - Felony Criminal Cases
SCOTT COUNTY

Youthful Offenders

There were 8 Felony level charges and 0 Non-Felony level charges disposed within 6 Circuit Criminal cases during the fiscal year. Non-Felony charges include Misdemeanor, Violation, Local Ordinance, or Other charges within those cases.

27A.460(11)

	Charges	Cases
Felony	8	6
Felony Amended to Non-Felony	0	0

27A.460(11) The number of juvenile offenders tried as an adult

Of the 8 Felony level charges disposed within the Youthful Offender cases, 2 (25.00%) charges were convicted.

Youthful Offender

	Conviction	Dismissal	Grand Total
Felony Charges by Disposition Type	2	6	8

Note: A youth charged prior to their 18th birthday, proceeded against as a youthful offender under KRS 635.020(7) may not be included in the above.

KRS 635.020(7) If a person who is eighteen (18) or older is charged with a felony that occurred prior to their eighteenth birthday, the court shall, upon motion of the county attorney made prior to adjudication and consultation with the Commonwealth's Attorney, the case may proceed in accordance with the provisions of KRS 640.010.

* A case may consist of one or multiple convicted charges, the distinct count on cases counts the case only once.

* Other disposition types include: Denied, Extradition, Grand Jury, Granted, Merged, Mistrial, Grand Jury, Other, Remanded, and Sealed Records.

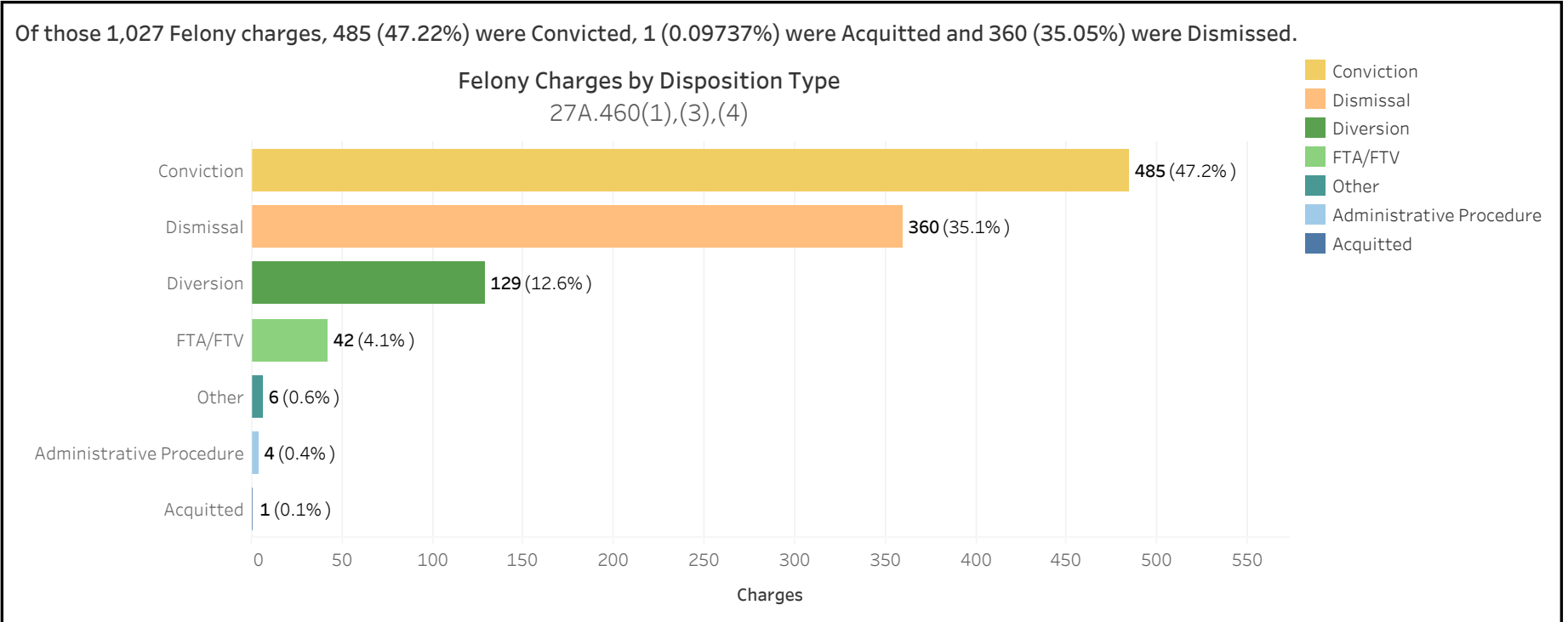


ADMINISTRATIVE OFFICE OF THE COURTS
Research and Statistics
 Annual Report FY 2023
 Circuit Court - Felony Criminal Cases

SHELBY COUNTY

There were 1,027 Felony level charges and 43 Non-Felony level charges disposed within 603 Circuit Criminal cases during the Fiscal Year. Non-Felony charges include Misdemeanor, Violation, Local Ordinance or Other charges within those cases.

		Charges	Cases
SHELBY	Felony	1,027	564
	Felony amended to Non-Felony	43	



27A.460(1) Conviction Percentages
 27A.460(3) Percentage of Acquittals
 27A.460(4) Percentage of Dismissals

* A case may consist of one or multiple convicted charges, the distinct count on cases counts the case only once.
 * Other Disposition types include: Denied, Extradition, Grand Jury, Granted, Merged, Mistrial, Grand Jury, Other, Remanded, and Sealed Records.



ADMINISTRATIVE OFFICE OF THE COURTS
Research and Statistics
 Annual Report FY 2023
 Circuit Court - Felony Criminal Cases

SHELBY COUNTY

Felony Charges Convicted by Highest Penalty Type

Penalty Type	FELONY			MISDEMEANOR			VIOLATION			Grand Total		
	Charges	% of Chgs	Cases	Charges	% of Chgs	Cases	Charges	% of Chgs	Cases	Charges	% of Chgs	Cases
Incarcerated Prison	149	30.8%	58	2	0.4%	2				151	15.5%	59
Incarcerated Jail	40	8.3%	25	81	17.9%	46	1	2.6%	1	122	12.5%	62
Alternative: Home Incarcerati..				1	0.2%	1				1	0.1%	1
Alternative: Probation	2	0.4%	2	1	0.2%	1				3	0.3%	3
Alternative: Cond. Discharged	1	0.2%	1	81	17.9%	53				82	8.4%	54
Alternative Sentence	274	56.6%	179	219	48.3%	125	10	25.6%	9	503	51.5%	206
Pay Fine				4	0.9%	4	16	41.0%	12	20	2.0%	16
Pay Court Cost				5	1.1%	5				5	0.5%	5
Other Penalty	1	0.2%	1	50	11.0%	21	11	28.2%	9	62	6.4%	29
No Sentence	17	3.5%	13	9	2.0%	7	1	2.6%	1	27	2.8%	13
Grand Total	484	100.0%	270	453	100.0%	246	39	100.0%	30	976	100.0%	365

27A.460(2) Percentages of fines, imprisonment, or other penalty assessment

Original & Final Plea Type

		GUILTY	NOT GUILTY	UNKNOWN PLEA TYPE	Grand Total
Felony Charges	Original Plea	197 (19.2%)	260 (25.3%)	570 (55.5%)	1,027 (100.0%)
	Final Plea	457 (44.5%)		570 (55.5%)	1,027 (100.0%)
Felony amended to Non-Felony	Original Plea			43 (100.0%)	43 (100.0%)
	Final Plea			43 (100.0%)	43 (100.0%)

27A.460(5) Percentage of pleas as charges

27A.460(6) Percentage of pleas to reduce charges

* A case may consist of one or multiple convicted charges, the distinct count on cases counts the case only once.

* Convicted charges, percent of charges and the distinct count of cases are sorted by the highest sentence penalty for each of the convicted charges (Guilty, Guilty - Multiple Counts, Prepayable Citation - Paid or Guilty - Sealed Sentence, Enhanced).



ADMINISTRATIVE OFFICE OF THE COURTS
Research and Statistics
 Annual Report FY 2023
 Circuit Court - Felony Criminal Cases

SHELBY COUNTY

Cases can have multiple charges which are heard either by a Court Trial, Jury Trial, No Trial or by a combination of trial types. Cases are categorized by how all the charges within the case were disposed. If all charges were disposed by the same trial type, it is counted in the separate category, otherwise, it is counted within the Mixed Trial category. If a charge had no trial type entered or it had No Trial, then it is counted in the No Trial category.

Cases by Trial Type
 27A.460(7), (8), (9), (10)

	Mixed Trial	No Trial	Grand Total
Felony Amended to Non-Felony	2 5.13%	37 94.87%	39 100.00%
Felony Charges	35 6.21%	529 93.79%	564 100.00%
Felony Convictions	28 10.29%	244 89.71%	272 100.00%

27A.460(7) Percentage of disposition to guilty as charged by trial
 27A.460(8) Percentage of those found guilty of lesser charge by trial
 27A.460(9) Percentage of cases where jury trial taken
 27A.460(10) Percentage of trials which are bench (court) trials

Shock Probation by Disposition Type
 27A.440(3)(b)

	Denied	Granted	Grand Total
0026090 SHOCK PROBATION IN FELONY CONVICTIONS	19 86.36%	3 13.64%	22 100.00%

27A.440(3)(b) Extracted data on shock probation shall be placed in the annual report of the Administrative Office of the Courts

* A case may consist of one or multiple convicted charges, the distinct count on cases counts the case only once.

* Other Disposition types include: Denied, Extradition, Grand Jury, Granted, Merged, Mistrial, Grand Jury, Other, Remanded, and Sealed Records.



ADMINISTRATIVE OFFICE OF THE COURTS
Research and Statistics
Annual Report FY 2023
Circuit Court - Felony Criminal Cases
SHELBY COUNTY

Youthful Offenders

There were 7 Felony level charges and 0 Non-Felony level charges disposed within 2 Circuit Criminal cases during the fiscal year. Non-Felony charges include Misdemeanor, Violation, Local Ordinance, or Other charges within those cases.

27A.460(11)

	Charges	Cases
Felony	7	2
Felony Amended to Non-Felony	0	0

27A.460(11) The number of juvenile offenders tried as an adult

Of the 7 Felony level charges disposed within the Youthful Offender cases, 0 (0%) charges were convicted.

Youthful Offender

	Dismissal	Others	Grand Total
Felony Charges by Disposition Type	1	6	7

Note: A youth charged prior to their 18th birthday, proceeded against as a youthful offender under KRS 635.020(7) may not be included in the above.

KRS 635.020(7) If a person who is eighteen (18) or older is charged with a felony that occurred prior to their eighteenth birthday, the court shall, upon motion of the county attorney made prior to adjudication and consultation with the Commonwealth's Attorney, the case may proceed in accordance with the provisions of KRS 640.010.

* A case may consist of one or multiple convicted charges, the distinct count on cases counts the case only once.

* Other disposition types include: Denied, Extradition, Grand Jury, Granted, Merged, Mistrial, Grand Jury, Other, Remanded, and Sealed Records.

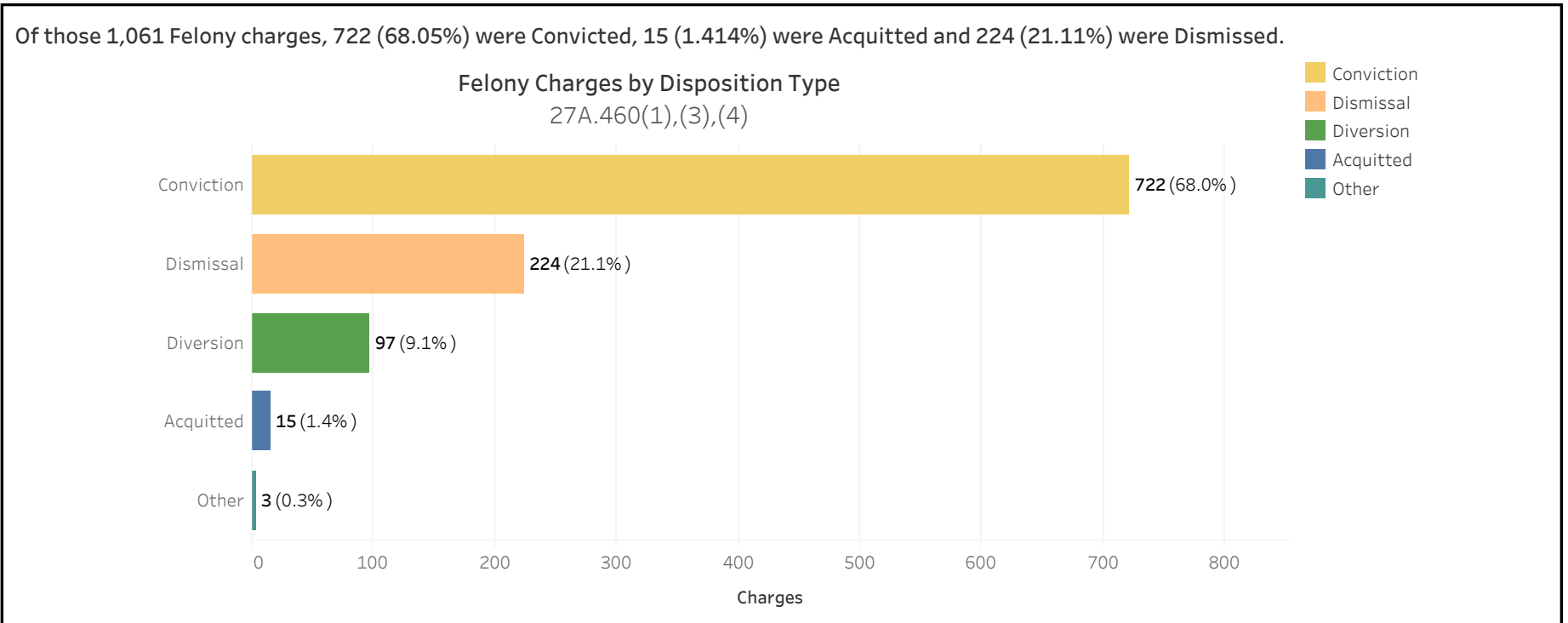


ADMINISTRATIVE OFFICE OF THE COURTS
Research and Statistics
 Annual Report FY 2023
 Circuit Court - Felony Criminal Cases

SIMPSON COUNTY

There were 1,061 Felony level charges and 31 Non-Felony level charges disposed within 561 Circuit Criminal cases during the Fiscal Year. Non-Felony charges include Misdemeanor, Violation, Local Ordinance or Other charges within those cases.

		Charges	Cases
SIMPSON	Felony	1,061	539
	Felony amended to Non-Felony	31	



27A.460(1) Conviction Percentages
 27A.460(3) Percentage of Acquittals
 27A.460(4) Percentage of Dismissals

* A case may consist of one or multiple convicted charges, the distinct count on cases counts the case only once.
 * Other Disposition types include: Denied, Extradition, Grand Jury, Granted, Merged, Mistrial, Grand Jury, Other, Remanded, and Sealed Records.



ADMINISTRATIVE OFFICE OF THE COURTS
Research and Statistics
 Annual Report FY 2023
 Circuit Court - Felony Criminal Cases

SIMPSON COUNTY

Felony Charges Convicted by Highest Penalty Type

Penalty Type	FELONY			MISDEMEANOR			VIOLATION			Grand Total		
	Charges	% of Chgs	Cases	Charges	% of Chgs	Cases	Charges	% of Chgs	Cases	Charges	% of Chgs	Cases
Incarcerated Prison	152	23.0%	83	1	0.2%	1	1	1.4%	1	154	11.2%	84
Incarcerated Jail	41	6.2%	26	149	23.0%	65				190	13.8%	67
Alternative: Probation	448	67.9%	273	454	70.2%	183	1	1.4%	1	903	65.6%	273
Alternative: Cond. Discharged	10	1.5%	7	27	4.2%	17				37	2.7%	21
Alternative Sentence	5	0.8%	5	15	2.3%	13	60	87.0%	37	80	5.8%	48
Other Penalty							7	10.1%	6	7	0.5%	6
No Sentence	4	0.6%	3	1	0.2%	1				5	0.4%	4
Grand Total	660	100.0%	384	647	100.0%	269	69	100.0%	45	1,376	100.0%	400

27A.460(2) Percentages of fines, imprisonment, or other penalty assessment

Original & Final Plea Type

		GUILTY	NOT GUILTY	UNKNOWN PLEA TYPE	Grand Total
Felony Charges	Original Plea		8 (0.8%)	1,053 (99.2%)	1,061 (100.0%)
	Final Plea	7 (0.7%)	1 (0.1%)	1,053 (99.2%)	1,061 (100.0%)
Felony amended to Non-Felony	Original Plea			31 (100.0%)	31 (100.0%)
	Final Plea			31 (100.0%)	31 (100.0%)

27A.460(5) Percentage of pleas as charges

27A.460(6) Percentage of pleas to reduce charges

* A case may consist of one or multiple convicted charges, the distinct count on cases counts the case only once.

* Convicted charges, percent of charges and the distinct count of cases are sorted by the highest sentence penalty for each of the convicted charges (Guilty, Guilty - Multiple Counts, Prepayable Citation - Paid or Guilty - Sealed Sentence, Enhanced).



ADMINISTRATIVE OFFICE OF THE COURTS
Research and Statistics
 Annual Report FY 2023
 Circuit Court - Felony Criminal Cases

SIMPSON COUNTY

Cases can have multiple charges which are heard either by a Court Trial, Jury Trial, No Trial or by a combination of trial types. Cases are categorized by how all the charges within the case were disposed. If all charges were disposed by the same trial type, it is counted in the separate category, otherwise, it is counted within the Mixed Trial category. If a charge had no trial type entered or it had No Trial, then it is counted in the No Trial category.

Cases by Trial Type
 27A.460(7), (8), (9), (10)

	Jury Trial	Mixed Trial	No Trial	Grand Total
Felony Amended to Non-Felony		2 9.09%	20 90.91%	22 100.00%
Felony Charges	1 0.19%	23 4.27%	515 95.55%	539 100.00%
Felony Convictions		9 2.33%	377 97.67%	386 100.00%

27A.460(7) Percentage of disposition to guilty as charged by trial
 27A.460(8) Percentage of those found guilty of lesser charge by trial
 27A.460(9) Percentage of cases where jury trial taken
 27A.460(10) Percentage of trials which are bench (court) trials

Shock Probation by Disposition Type
 27A.440(3)(b)

	Denied	Granted	Grand Total
0026090 SHOCK PROBATION IN FELONY CONVICTIONS	51 50.00%	51 50.00%	102 100.00%

27A.440(3)(b) Extracted data on shock probation shall be placed in the annual report of the Administrative Office of the Courts

* A case may consist of one or multiple convicted charges, the distinct count on cases counts the case only once.
 * Other Disposition types include: Denied, Extradition, Grand Jury, Granted, Merged, Mistrial, Grand Jury, Other, Remanded, and Sealed Records.



ADMINISTRATIVE OFFICE OF THE COURTS
Research and Statistics
Annual Report FY 2023
Circuit Court - Felony Criminal Cases
SIMPSON COUNTY

Youthful Offenders

There were 0 Felony level charges and 0 Non-Felony level charges disposed within 0 Circuit Criminal cases during the fiscal year. Non-Felony charges include Misdemeanor, Violation, Local Ordinance, or Other charges within those cases.

27A.460(11)

	Charges	Cases
Felony		
Felony Amended to Non-Felony		

27A.460(11) The number of juvenile offenders tried as an adult

Of the 0 Felony level charges disposed within the Youthful Offender cases, 0 (None%) charges were convicted.

Youthful Offender

		Grand Total
Felony Charges by Disposition Type	0	0

Note: A youth charged prior to their 18th birthday, proceeded against as a youthful offender under KRS 635.020(7) may not be included in the above.

KRS 635.020(7) If a person who is eighteen (18) or older is charged with a felony that occurred prior to their eighteenth birthday, the court shall, upon motion of the county attorney made prior to adjudication and consultation with the Commonwealth's Attorney, the case may proceed in accordance with the provisions of KRS 640.010.

* A case may consist of one or multiple convicted charges, the distinct count on cases counts the case only once.

* Other disposition types include: Denied, Extradition, Grand Jury, Granted, Merged, Mistrial, Grand Jury, Other, Remanded, and Sealed Records.

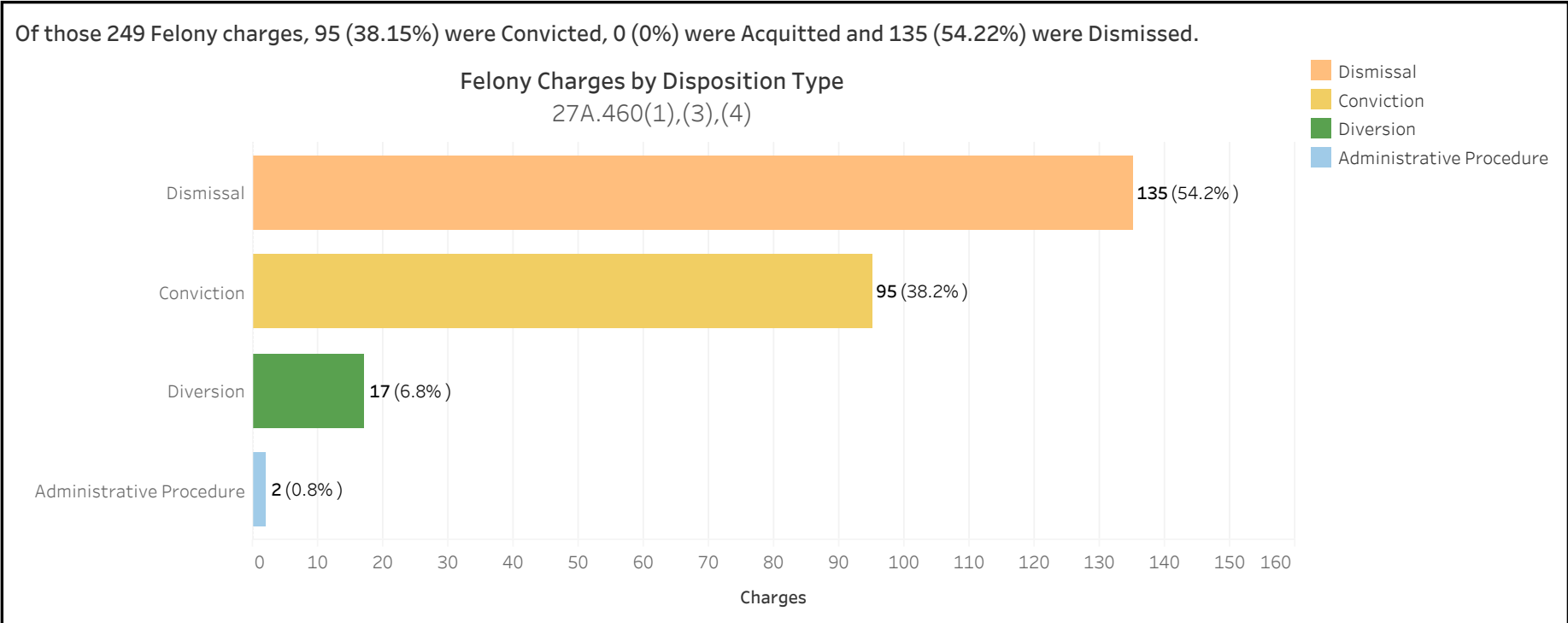


ADMINISTRATIVE OFFICE OF THE COURTS
Research and Statistics
 Annual Report FY 2023
 Circuit Court - Felony Criminal Cases

SPENCER COUNTY

There were 249 Felony level charges and 8 Non-Felony level charges disposed within 155 Circuit Criminal cases during the Fiscal Year. Non-Felony charges include Misdemeanor, Violation, Local Ordinance or Other charges within those cases.

		Charges	Cases
SPENCER	Felony	249	148
	Felony amended to Non-Felony	8	



27A.460(1) Conviction Percentages
 27A.460(3) Percentage of Acquittals
 27A.460(4) Percentage of Dismissals

* A case may consist of one or multiple convicted charges, the distinct count on cases counts the case only once.
 * Other Disposition types include: Denied, Extradition, Grand Jury, Granted, Merged, Mistrial, Grand Jury, Other, Remanded, and Sealed Records.



ADMINISTRATIVE OFFICE OF THE COURTS
Research and Statistics
 Annual Report FY 2023
 Circuit Court - Felony Criminal Cases

SPENCER COUNTY

Felony Charges Convicted by Highest Penalty Type

Penalty Type	FELONY			MISDEMEANOR			VIOLATION			Grand Total		
	Charges	% of Chgs	Cases	Charges	% of Chgs	Cases	Charges	% of Chgs	Cases	Charges	% of Chgs	Cases
Incarcerated Prison	14	14.7%	12							14	8.0%	12
Incarcerated Jail	7	7.4%	6	13	17.1%	9				20	11.5%	10
Alternative: Probation	2	2.1%	2	1	1.3%	1				3	1.7%	3
Alternative: Cond. Discharged	1	1.1%	1	20	26.3%	13				21	12.1%	14
Alternative Sentence	64	67.4%	49	30	39.5%	22				94	54.0%	53
Pay Fine				2	2.6%	2	1	33.3%	1	3	1.7%	3
Other Penalty	6	6.3%	5	10	13.2%	8	2	66.7%	2	18	10.3%	10
No Sentence	1	1.1%	1							1	0.6%	1
Grand Total	95	100.0%	67	76	100.0%	51	3	100.0%	3	174	100.0%	84

27A.460(2) Percentages of fines, imprisonment, or other penalty assessment

Original & Final Plea Type

		GUILTY	NOT GUILTY	UNKNOWN PLEA TYPE	Grand Total
Felony Charges	Original Plea		4 (1.6%)	245 (98.4%)	249 (100.0%)
	Final Plea	4 (1.6%)		245 (98.4%)	249 (100.0%)
Felony amended to Non-Felony	Original Plea			8 (100.0%)	8 (100.0%)
	Final Plea			8 (100.0%)	8 (100.0%)

27A.460(5) Percentage of pleas as charges

27A.460(6) Percentage of pleas to reduce charges

* A case may consist of one or multiple convicted charges, the distinct count on cases counts the case only once.

* Convicted charges, percent of charges and the distinct count of cases are sorted by the highest sentence penalty for each of the convicted charges (Guilty, Guilty - Multiple Counts, Prepayable Citation - Paid or Guilty - Sealed Sentence, Enhanced).



ADMINISTRATIVE OFFICE OF THE COURTS
Research and Statistics
 Annual Report FY 2023
 Circuit Court - Felony Criminal Cases

SPENCER COUNTY

Cases can have multiple charges which are heard either by a Court Trial, Jury Trial, No Trial or by a combination of trial types. Cases are categorized by how all the charges within the case were disposed. If all charges were disposed by the same trial type, it is counted in the separate category, otherwise, it is counted within the Mixed Trial category. If a charge had no trial type entered or it had No Trial, then it is counted in the No Trial category.

Cases by Trial Type
 27A.460(7), (8), (9), (10)

	Mixed Trial	No Trial	Grand Total
Felony Amended to Non-Felony		7	7
		100.00%	100.00%
Felony Charges	14	134	148
	9.46%	90.54%	100.00%
Felony Convictions	12	55	67
	17.91%	82.09%	100.00%

- 27A.460(7) Percentage of disposition to guilty as charged by trial
- 27A.460(8) Percentage of those found guilty of lesser charge by trial
- 27A.460(9) Percentage of cases where jury trial taken
- 27A.460(10) Percentage of trials which are bench (court) trials

Shock Probation by Disposition Type
 27A.440(3)(b)

	Denied	Grand Total
0026090 SHOCK PROBATION IN FELONY CONVICTIONS	1	1
	100.00%	100.00%

27A.440(3)(b) Extracted data on shock probation shall be placed in the annual report of the Administrative Office of the Courts

* A case may consist of one or multiple convicted charges, the distinct count on cases counts the case only once.
 * Other Disposition types include: Denied, Extradition, Grand Jury, Granted, Merged, Mistrial, Grand Jury, Other, Remanded, and Sealed Records.



ADMINISTRATIVE OFFICE OF THE COURTS
Research and Statistics
 Annual Report FY 2023
 Circuit Court - Felony Criminal Cases
SPENCER COUNTY

Youthful Offenders

There were 0 Felony level charges and 0 Non-Felony level charges disposed within 0 Circuit Criminal cases during the fiscal year. Non-Felony charges include Misdemeanor, Violation, Local Ordinance, or Other charges within those cases.

27A.460(11)

	Charges	Cases
Felony		
Felony Amended to Non-Felony		

27A.460(11) The number of juvenile offenders tried as an adult

Of the 0 Felony level charges disposed within the Youthful Offender cases, 0 (None%) charges were convicted.

Youthful Offender

		Grand Total
Felony Charges by Disposition Type	0	0

Note: A youth charged prior to their 18th birthday, proceeded against as a youthful offender under KRS 635.020(7) may not be included in the above.

KRS 635.020(7) If a person who is eighteen (18) or older is charged with a felony that occurred prior to their eighteenth birthday, the court shall, upon motion of the county attorney made prior to adjudication and consultation with the Commonwealth's Attorney, the case may proceed in accordance with the provisions of KRS 640.010.

* A case may consist of one or multiple convicted charges, the distinct count on cases counts the case only once.

* Other disposition types include: Denied, Extradition, Grand Jury, Granted, Merged, Mistrial, Grand Jury, Other, Remanded, and Sealed Records.

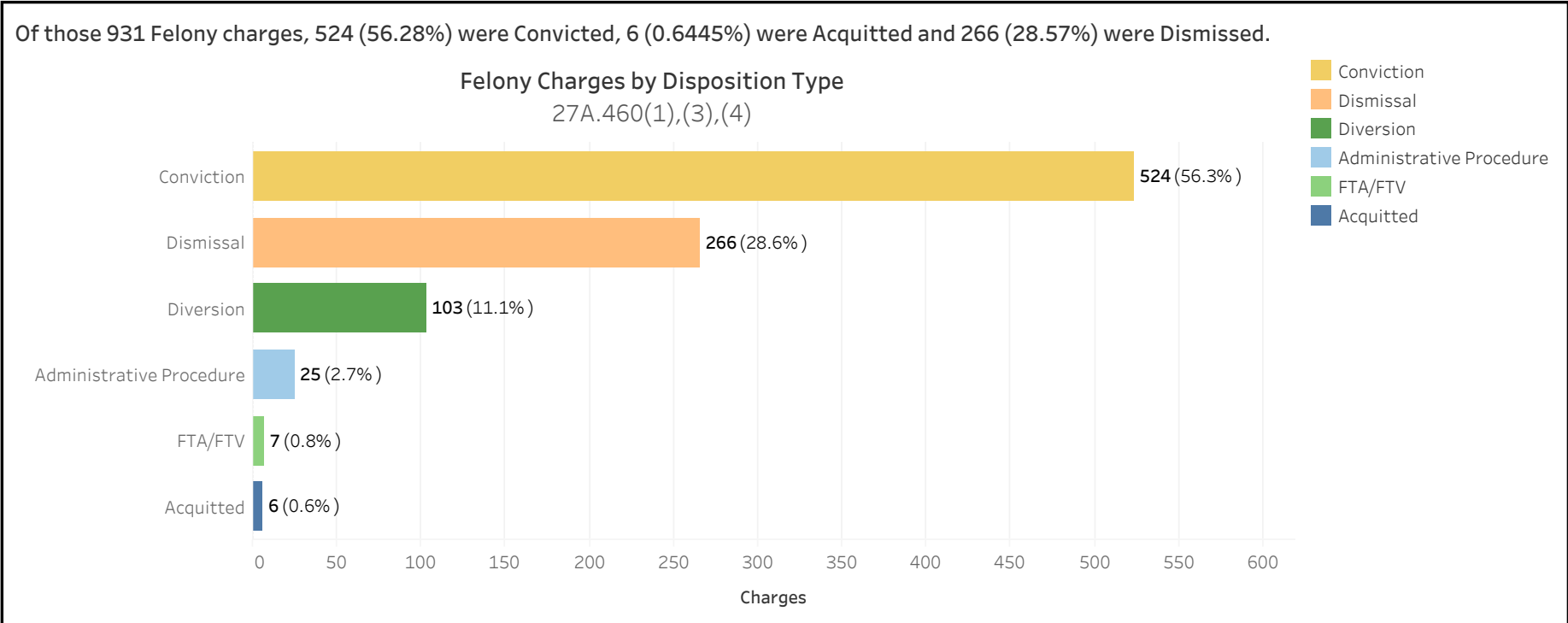


ADMINISTRATIVE OFFICE OF THE COURTS
Research and Statistics
 Annual Report FY 2023
 Circuit Court - Felony Criminal Cases

TAYLOR COUNTY

There were 931 Felony level charges and 54 Non-Felony level charges disposed within 438 Circuit Criminal cases during the Fiscal Year. Non-Felony charges include Misdemeanor, Violation, Local Ordinance or Other charges within those cases.

		Charges	Cases
TAYLOR	Felony	931	401
	Felony amended to Non-Felony	54	



27A.460(1) Conviction Percentages
 27A.460(3) Percentage of Acquittals
 27A.460(4) Percentage of Dismissals

* A case may consist of one or multiple convicted charges, the distinct count on cases counts the case only once.
 * Other Disposition types include: Denied, Extradition, Grand Jury, Granted, Merged, Mistrial, Grand Jury, Other, Remanded, and Sealed Records.



ADMINISTRATIVE OFFICE OF THE COURTS
Research and Statistics
 Annual Report FY 2023
 Circuit Court - Felony Criminal Cases

TAYLOR COUNTY

Felony Charges Convicted by Highest Penalty Type

Penalty Type	FELONY			MISDEMEANOR			VIOLATION			Grand Total		
	Charges	% of Chgs	Cases	Charges	% of Chgs	Cases	Charges	% of Chgs	Cases	Charges	% of Chgs	Cases
Incarcerated Prison	277	53.0%	68	4	0.9%	3				281	25.0%	68
Incarcerated Jail	58	11.1%	34	150	33.1%	59				208	18.5%	74
Alternative: Probation	2	0.4%	2	7	1.5%	4				9	0.8%	5
Alternative Sentence	81	15.5%	80	56	12.4%	54	2	1.3%	2	139	12.3%	133
Pay Fine				1	0.2%	1	8	5.3%	6	9	0.8%	7
Pay Court Cost	2	0.4%	2	3	0.7%	3				5	0.4%	5
Other Penalty	100	19.1%	53	225	49.7%	106	130	86.7%	47	455	40.4%	145
No Sentence	3	0.6%	2	7	1.5%	5	10	6.7%	4	20	1.8%	8
Grand Total	523	100.0%	208	453	100.0%	193	150	100.0%	55	1,126	100.0%	284

27A.460(2) Percentages of fines, imprisonment, or other penalty assessment

Original & Final Plea Type

		GUILTY	NOT GUILTY	UNKNOWN PLEA TYPE	Grand Total
Felony Charges	Original Plea	4 (0.4%)	219 (23.5%)	708 (76.0%)	931 (100.0%)
	Final Plea	201 (21.6%)	22 (2.4%)	708 (76.0%)	931 (100.0%)
Felony amended to Non-Felony	Original Plea		2 (3.7%)	52 (96.3%)	54 (100.0%)
	Final Plea		2 (3.7%)	52 (96.3%)	54 (100.0%)

27A.460(5) Percentage of pleas as charges

27A.460(6) Percentage of pleas to reduce charges

* A case may consist of one or multiple convicted charges, the distinct count on cases counts the case only once.

* Convicted charges, percent of charges and the distinct count of cases are sorted by the highest sentence penalty for each of the convicted charges (Guilty, Guilty - Multiple Counts, Prepayable Citation - Paid or Guilty - Sealed Sentence, Enhanced).



ADMINISTRATIVE OFFICE OF THE COURTS
Research and Statistics
 Annual Report FY 2023
 Circuit Court - Felony Criminal Cases

TAYLOR COUNTY

Cases can have multiple charges which are heard either by a Court Trial, Jury Trial, No Trial or by a combination of trial types. Cases are categorized by how all the charges within the case were disposed. If all charges were disposed by the same trial type, it is counted in the separate category, otherwise, it is counted within the Mixed Trial category. If a charge had no trial type entered or it had No Trial, then it is counted in the No Trial category.

Cases by Trial Type
 27A.460(7), (8), (9), (10)

	Jury Trial	Mixed Trial	No Trial	Grand Total
Felony Amended to Non-Felony	1 2.70%		36 97.30%	37 100.00%
Felony Charges	3 0.75%	4 1.00%	394 98.25%	401 100.00%
Felony Convictions	1 0.48%	3 1.44%	204 98.08%	208 100.00%

- 27A.460(7) Percentage of disposition to guilty as charged by trial
- 27A.460(8) Percentage of those found guilty of lesser charge by trial
- 27A.460(9) Percentage of cases where jury trial taken
- 27A.460(10) Percentage of trials which are bench (court) trials

Shock Probation by Disposition Type
 27A.440(3)(b)

	Denied	Granted	Grand Total
0026090 SHOCK PROBATION IN FELONY CONVICTIONS	26 89.66%	3 10.34%	29 100.00%

27A.440(3)(b) Extracted data on shock probation shall be placed in the annual report of the Administrative Office of the Courts

* A case may consist of one or multiple convicted charges, the distinct count on cases counts the case only once.
 * Other Disposition types include: Denied, Extradition, Grand Jury, Granted, Merged, Mistrial, Grand Jury, Other, Remanded, and Sealed Records.



ADMINISTRATIVE OFFICE OF THE COURTS
Research and Statistics
Annual Report FY 2023
Circuit Court - Felony Criminal Cases
TAYLOR COUNTY

Youthful Offenders

There were 2 Felony level charges and 0 Non-Felony level charges disposed within 1 Circuit Criminal cases during the fiscal year. Non-Felony charges include Misdemeanor, Violation, Local Ordinance, or Other charges within those cases.

27A.460(11)

	Charges	Cases
Felony	2	1
Felony Amended to Non-Felony	0	0

27A.460(11) The number of juvenile offenders tried as an adult

Of the 2 Felony level charges disposed within the Youthful Offender cases, 2 (100.0%) charges were convicted.

Youthful Offender

	Conviction	Grand Total
Felony Charges by Disposition Type	2	2

Note: A youth charged prior to their 18th birthday, proceeded against as a youthful offender under KRS 635.020(7) may not be included in the above.

KRS 635.020(7) If a person who is eighteen (18) or older is charged with a felony that occurred prior to their eighteenth birthday, the court shall, upon motion of the county attorney made prior to adjudication and consultation with the Commonwealth's Attorney, the case may proceed in accordance with the provisions of KRS 640.010.

* A case may consist of one or multiple convicted charges, the distinct count on cases counts the case only once.

* Other disposition types include: Denied, Extradition, Grand Jury, Granted, Merged, Mistrial, Grand Jury, Other, Remanded, and Sealed Records.

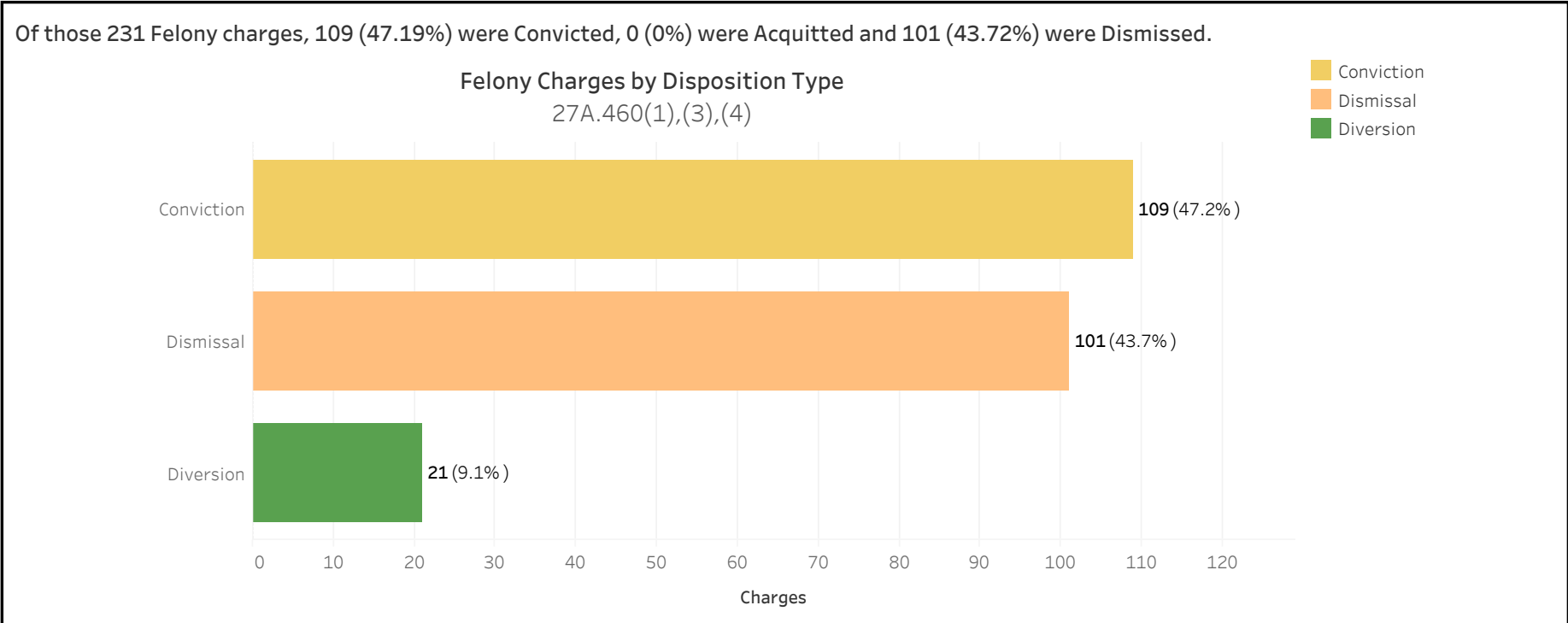


ADMINISTRATIVE OFFICE OF THE COURTS
Research and Statistics
 Annual Report FY 2023
 Circuit Court - Felony Criminal Cases

TODD COUNTY

There were 231 Felony level charges and 11 Non-Felony level charges disposed within 106 Circuit Criminal cases during the Fiscal Year. Non-Felony charges include Misdemeanor, Violation, Local Ordinance or Other charges within those cases.

		Charges	Cases
TODD	Felony	231	97
	Felony amended to Non-Felony	11	



27A.460(1) Conviction Percentages
 27A.460(3) Percentage of Acquittals
 27A.460(4) Percentage of Dismissals

* A case may consist of one or multiple convicted charges, the distinct count on cases counts the case only once.
 * Other Disposition types include: Denied, Extradition, Grand Jury, Granted, Merged, Mistrial, Grand Jury, Other, Remanded, and Sealed Records.



ADMINISTRATIVE OFFICE OF THE COURTS
Research and Statistics
 Annual Report FY 2023
 Circuit Court - Felony Criminal Cases

TODD COUNTY

Felony Charges Convicted by Highest Penalty Type

Penalty Type	FELONY			MISDEMEANOR			VIOLATION			Grand Total		
	Charges	% of Chgs	Cases	Charges	% of Chgs	Cases	Charges	% of Chgs	Cases	Charges	% of Chgs	Cases
Incarcerated Prison	55	50.5%	31							55	26.4%	31
Incarcerated Jail	9	8.3%	7	45	48.4%	22				54	26.0%	23
Alternative: Home Incarcerati..				1	1.1%	1				1	0.5%	1
Alternative: Probation	40	36.7%	32	11	11.8%	8				51	24.5%	37
Alternative: Cond. Discharged	2	1.8%	1	29	31.2%	13				31	14.9%	13
Alternative Sentence				2	2.2%	1				2	1.0%	1
Pay Fine				1	1.1%	1	5	83.3%	4	6	2.9%	5
Other Penalty	3	2.8%	2	4	4.3%	3	1	16.7%	1	8	3.8%	6
Grand Total	109	100.0%	68	93	100.0%	47	6	100.0%	5	208	100.0%	77

27A.460(2) Percentages of fines, imprisonment, or other penalty assessment

Original & Final Plea Type

		GUILTY	NOT GUILTY	UNKNOWN PLEA TYPE	Grand Total
Felony Charges	Original Plea	25 (10.8%)	155 (67.1%)	51 (22.1%)	231 (100.0%)
	Final Plea	103 (44.6%)	77 (33.3%)	51 (22.1%)	231 (100.0%)
Felony amended to Non-Felony	Original Plea		5 (45.5%)	6 (54.5%)	11 (100.0%)
	Final Plea		5 (45.5%)	6 (54.5%)	11 (100.0%)

27A.460(5) Percentage of pleas as charges

27A.460(6) Percentage of pleas to reduce charges

* A case may consist of one or multiple convicted charges, the distinct count on cases counts the case only once.

* Convicted charges, percent of charges and the distinct count of cases are sorted by the highest sentence penalty for each of the convicted charges (Guilty, Guilty - Multiple Counts, Prepayable Citation - Paid or Guilty - Sealed Sentence, Enhanced).



ADMINISTRATIVE OFFICE OF THE COURTS
Research and Statistics
 Annual Report FY 2023
 Circuit Court - Felony Criminal Cases

TODD COUNTY

Cases can have multiple charges which are heard either by a Court Trial, Jury Trial, No Trial or by a combination of trial types. Cases are categorized by how all the charges within the case were disposed. If all charges were disposed by the same trial type, it is counted in the separate category, otherwise, it is counted within the Mixed Trial category. If a charge had no trial type entered or it had No Trial, then it is counted in the No Trial category.

Cases by Trial Type
 27A.460(7), (8), (9), (10)

	Jury Trial	No Trial	Grand Total
Felony Amended to Non-Felony		9	9
		100.00%	100.00%
Felony Charges	3	94	97
	3.09%	96.91%	100.00%
Felony Convictions	3	65	68
	4.41%	95.59%	100.00%

- 27A.460(7) Percentage of disposition to guilty as charged by trial
- 27A.460(8) Percentage of those found guilty of lesser charge by trial
- 27A.460(9) Percentage of cases where jury trial taken
- 27A.460(10) Percentage of trials which are bench (court) trials

Shock Probation by Disposition Type
 27A.440(3)(b)

	Granted	Grand Total
0026090 SHOCK PROBATION IN FELONY CONVICTIONS	8	8
	100.00%	100.00%

27A.440(3)(b) Extracted data on shock probation shall be placed in the annual report of the Administrative Office of the Courts

* A case may consist of one or multiple convicted charges, the distinct count on cases counts the case only once.
 * Other Disposition types include: Denied, Extradition, Grand Jury, Granted, Merged, Mistrial, Grand Jury, Other, Remanded, and Sealed Records.



ADMINISTRATIVE OFFICE OF THE COURTS
Research and Statistics
 Annual Report FY 2023
 Circuit Court - Felony Criminal Cases
TODD COUNTY

Youthful Offenders

There were 0 Felony level charges and 0 Non-Felony level charges disposed within 0 Circuit Criminal cases during the fiscal year. Non-Felony charges include Misdemeanor, Violation, Local Ordinance, or Other charges within those cases.

27A.460(11)

	Charges	Cases
Felony		
Felony Amended to Non-Felony		

27A.460(11) The number of juvenile offenders tried as an adult

Of the 0 Felony level charges disposed within the Youthful Offender cases, 0 (None%) charges were convicted.

Youthful Offender

		Grand Total
Felony Charges by Disposition Type	0	0

Note: A youth charged prior to their 18th birthday, proceeded against as a youthful offender under KRS 635.020(7) may not be included in the above.

KRS 635.020(7) If a person who is eighteen (18) or older is charged with a felony that occurred prior to their eighteenth birthday, the court shall, upon motion of the county attorney made prior to adjudication and consultation with the Commonwealth's Attorney, the case may proceed in accordance with the provisions of KRS 640.010.

* A case may consist of one or multiple convicted charges, the distinct count on cases counts the case only once.

* Other disposition types include: Denied, Extradition, Grand Jury, Granted, Merged, Mistrial, Grand Jury, Other, Remanded, and Sealed Records.

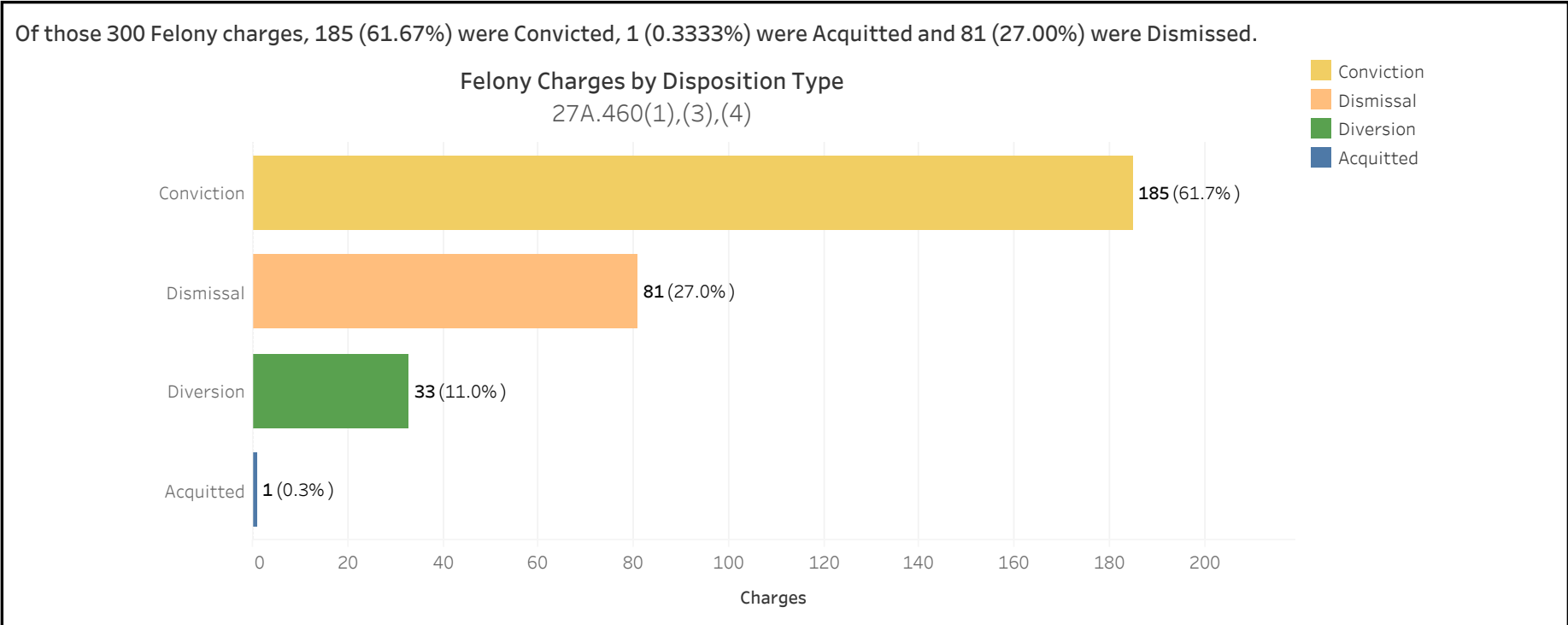


ADMINISTRATIVE OFFICE OF THE COURTS
Research and Statistics
 Annual Report FY 2023
 Circuit Court - Felony Criminal Cases

TRIGG COUNTY

There were 300 Felony level charges and 15 Non-Felony level charges disposed within 181 Circuit Criminal cases during the Fiscal Year. Non-Felony charges include Misdemeanor, Violation, Local Ordinance or Other charges within those cases.

		Charges	Cases
TRIGG	Felony	300	168
	Felony amended to Non-Felony	15	



27A.460(1) Conviction Percentages
 27A.460(3) Percentage of Acquittals
 27A.460(4) Percentage of Dismissals

* A case may consist of one or multiple convicted charges, the distinct count on cases counts the case only once.
 * Other Disposition types include: Denied, Extradition, Grand Jury, Granted, Merged, Mistrial, Grand Jury, Other, Remanded, and Sealed Records.



ADMINISTRATIVE OFFICE OF THE COURTS
Research and Statistics
 Annual Report FY 2023
 Circuit Court - Felony Criminal Cases

TRIGG COUNTY

Felony Charges Convicted by Highest Penalty Type

Penalty Type	FELONY			MISDEMEANOR			VIOLATION			Grand Total		
	Charges	% of Chgs	Cases	Charges	% of Chgs	Cases	Charges	% of Chgs	Cases	Charges	% of Chgs	Cases
Incarcerated Prison	136	73.5%	82							136	31.1%	82
Incarcerated Jail	19	10.3%	15	155	65.7%	70				174	39.8%	71
Alternative: Probation	30	16.2%	24	72	30.5%	29				102	23.3%	34
Alternative Sentence				6	2.5%	6				6	1.4%	6
Pay Fine				3	1.3%	3	5	31.3%	3	8	1.8%	6
Pay Court Cost							1	6.3%	1	1	0.2%	1
Other Penalty							10	62.5%	6	10	2.3%	6
Grand Total	185	100.0%	119	236	100.0%	99	16	100.0%	10	437	100.0%	136

27A.460(2) Percentages of fines, imprisonment, or other penalty assessment

Original & Final Plea Type

		NOT GUILTY	UNKNOWN PLEA TYPE	Grand Total
Felony Charges	Original Plea	2 (0.7%)	298 (99.3%)	300 (100.0%)
	Final Plea	2 (0.7%)	298 (99.3%)	300 (100.0%)
Felony amended to Non-Felony	Original Plea		15 (100.0%)	15 (100.0%)
	Final Plea		15 (100.0%)	15 (100.0%)

27A.460(5) Percentage of pleas as charges

27A.460(6) Percentage of pleas to reduce charges

* A case may consist of one or multiple convicted charges, the distinct count on cases counts the case only once.

* Convicted charges, percent of charges and the distinct count of cases are sorted by the highest sentence penalty for each of the convicted charges (Guilty, Guilty - Multiple Counts, Prepayable Citation - Paid or Guilty - Sealed Sentence, Enhanced).



ADMINISTRATIVE OFFICE OF THE COURTS
Research and Statistics
 Annual Report FY 2023
 Circuit Court - Felony Criminal Cases

TRIGG COUNTY

Cases can have multiple charges which are heard either by a Court Trial, Jury Trial, No Trial or by a combination of trial types. Cases are categorized by how all the charges within the case were disposed. If all charges were disposed by the same trial type, it is counted in the separate category, otherwise, it is counted within the Mixed Trial category. If a charge had no trial type entered or it had No Trial, then it is counted in the No Trial category.

Cases by Trial Type
 27A.460(7), (8), (9), (10)

	Jury Trial	Mixed Trial	No Trial	Grand Total
Felony Amended to Non-Felony		4 30.77%	9 69.23%	13 100.00%
Felony Charges	1 0.60%	14 8.33%	153 91.07%	168 100.00%
Felony Convictions		11 9.24%	108 90.76%	119 100.00%

- 27A.460(7) Percentage of disposition to guilty as charged by trial
- 27A.460(8) Percentage of those found guilty of lesser charge by trial
- 27A.460(9) Percentage of cases where jury trial taken
- 27A.460(10) Percentage of trials which are bench (court) trials

Shock Probation by Disposition Type
 27A.440(3)(b)

	Denied	Granted	Other	Grand Total
0026090 SHOCK PROBATION IN FELONY CONVICTIONS	70 64.22%	38 34.86%	1 0.92%	109 100.00%

27A.440(3)(b) Extracted data on shock probation shall be placed in the annual report of the Administrative Office of the Courts

* A case may consist of one or multiple convicted charges, the distinct count on cases counts the case only once.
 * Other Disposition types include: Denied, Extradition, Grand Jury, Granted, Merged, Mistrial, Grand Jury, Other, Remanded, and Sealed Records.



ADMINISTRATIVE OFFICE OF THE COURTS
Research and Statistics
Annual Report FY 2023
Circuit Court - Felony Criminal Cases
TRIGG COUNTY

Youthful Offenders

There were 0 Felony level charges and 0 Non-Felony level charges disposed within 0 Circuit Criminal cases during the fiscal year. Non-Felony charges include Misdemeanor, Violation, Local Ordinance, or Other charges within those cases.

27A.460(11)

	Charges	Cases
Felony		
Felony Amended to Non-Felony		

27A.460(11) The number of juvenile offenders tried as an adult

Of the 0 Felony level charges disposed within the Youthful Offender cases, 0 (None%) charges were convicted.

Youthful Offender

		Grand Total
Felony Charges by Disposition Type	0	0

Note: A youth charged prior to their 18th birthday, proceeded against as a youthful offender under KRS 635.020(7) may not be included in the above.

KRS 635.020(7) If a person who is eighteen (18) or older is charged with a felony that occurred prior to their eighteenth birthday, the court shall, upon motion of the county attorney made prior to adjudication and consultation with the Commonwealth's Attorney, the case may proceed in accordance with the provisions of KRS 640.010.

* A case may consist of one or multiple convicted charges, the distinct count on cases counts the case only once.

* Other disposition types include: Denied, Extradition, Grand Jury, Granted, Merged, Mistrial, Grand Jury, Other, Remanded, and Sealed Records.

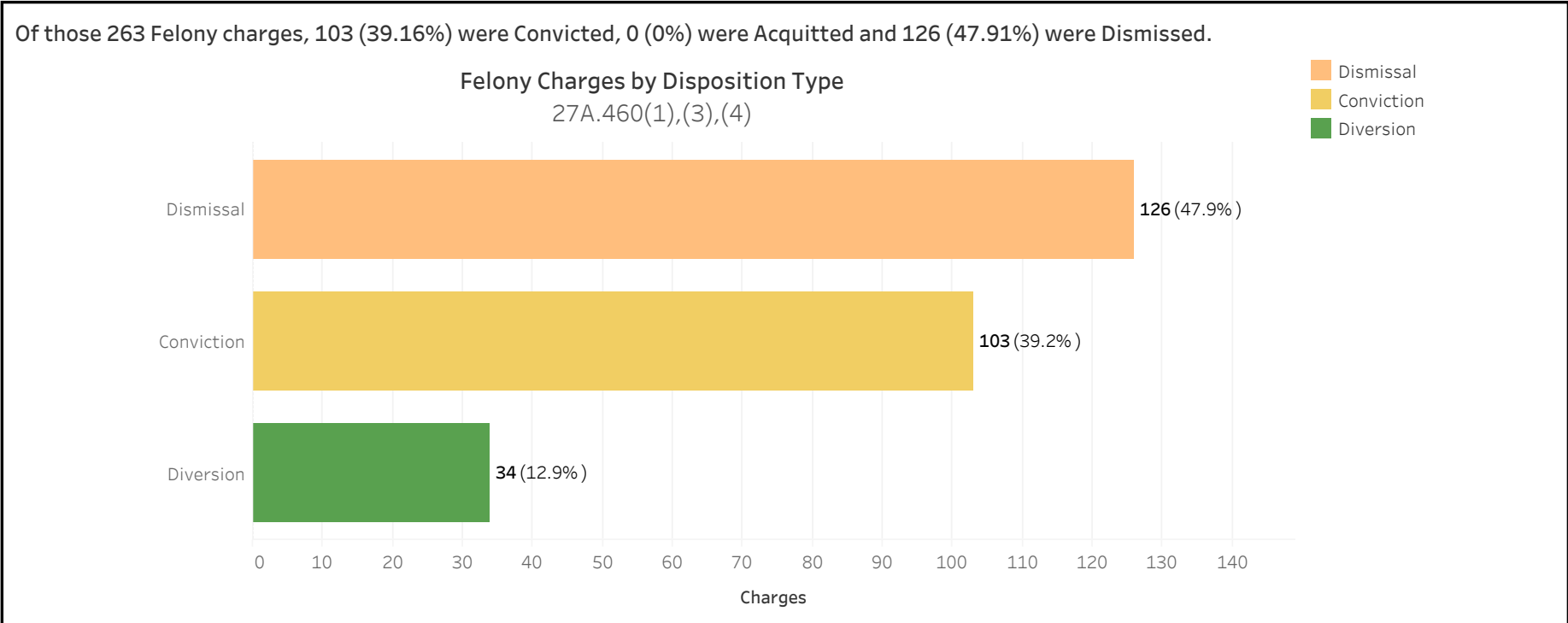


ADMINISTRATIVE OFFICE OF THE COURTS
Research and Statistics
 Annual Report FY 2023
 Circuit Court - Felony Criminal Cases

TRIMBLE COUNTY

There were 263 Felony level charges and 12 Non-Felony level charges disposed within 134 Circuit Criminal cases during the Fiscal Year. Non-Felony charges include Misdemeanor, Violation, Local Ordinance or Other charges within those cases.

		Charges	Cases
TRIMBLE	Felony	263	126
	Felony amended to Non-Felony	12	



27A.460(1) Conviction Percentages
 27A.460(3) Percentage of Acquittals
 27A.460(4) Percentage of Dismissals

* A case may consist of one or multiple convicted charges, the distinct count on cases counts the case only once.
 * Other Disposition types include: Denied, Extradition, Grand Jury, Granted, Merged, Mistrial, Grand Jury, Other, Remanded, and Sealed Records.



ADMINISTRATIVE OFFICE OF THE COURTS
Research and Statistics
 Annual Report FY 2023
 Circuit Court - Felony Criminal Cases

TRIMBLE COUNTY

Felony Charges Convicted by Highest Penalty Type

Penalty Type	FELONY			MISDEMEANOR			Grand Total		
	Charges	% of Chgs	Cases	Charges	% of Chgs	Cases	Charges	% of Chgs	Cases
Alternative: Probation	1	1.0%	1				1	0.8%	1
Alternative Sentence	2	1.9%	2				2	1.6%	2
No Sentence	100	97.1%	75	22	100.0%	16	122	97.6%	80
Grand Total	103	100.0%	78	22	100.0%	16	125	100.0%	83

27A.460(2) Percentages of fines, imprisonment, or other penalty assessment

Original & Final Plea Type

		GUILTY	NOT GUILTY	UNKNOWN PLEA TYPE	Grand Total
Felony Charges	Original Plea	50 (19.0%)	207 (78.7%)	6 (2.3%)	263 (100.0%)
	Final Plea	133 (50.6%)	124 (47.1%)	6 (2.3%)	263 (100.0%)
Felony amended to Non-Felony	Original Plea		12 (100.0%)		12 (100.0%)
	Final Plea		12 (100.0%)		12 (100.0%)

27A.460(5) Percentage of pleas as charges

27A.460(6) Percentage of pleas to reduce charges

* A case may consist of one or multiple convicted charges, the distinct count on cases counts the case only once.

* Convicted charges, percent of charges and the distinct count of cases are sorted by the highest sentence penalty for each of the convicted charges (Guilty, Guilty - Multiple Counts, Prepayable Citation - Paid or Guilty - Sealed Sentence, Enhanced).



ADMINISTRATIVE OFFICE OF THE COURTS
Research and Statistics
 Annual Report FY 2023
 Circuit Court - Felony Criminal Cases

TRIMBLE COUNTY

Cases can have multiple charges which are heard either by a Court Trial, Jury Trial, No Trial or by a combination of trial types. Cases are categorized by how all the charges within the case were disposed. If all charges were disposed by the same trial type, it is counted in the separate category, otherwise, it is counted within the Mixed Trial category. If a charge had no trial type entered or it had No Trial, then it is counted in the No Trial category.

Cases by Trial Type
 27A.460(7), (8), (9), (10)

	No Trial	Grand Total
Felony Amended to Non-Felony	8 100.0%	8 100.0%
Felony Charges	126 100.0%	126 100.0%
Felony Convictions	78 100.0%	78 100.0%

- 27A.460(7) Percentage of disposition to guilty as charged by trial
- 27A.460(8) Percentage of those found guilty of lesser charge by trial
- 27A.460(9) Percentage of cases where jury trial taken
- 27A.460(10) Percentage of trials which are bench (court) trials

Shock Probation by Disposition Type
 27A.440(3)(b)

	Grand Total
0	0

27A.440(3)(b) Extracted data on shock probation shall be placed in the annual report of the Administrative Office of the Courts

* A case may consist of one or multiple convicted charges, the distinct count on cases counts the case only once.
 * Other Disposition types include: Denied, Extradition, Grand Jury, Granted, Merged, Mistrial, Grand Jury, Other, Remanded, and Sealed Records.



ADMINISTRATIVE OFFICE OF THE COURTS
Research and Statistics
 Annual Report FY 2023
 Circuit Court - Felony Criminal Cases
TRIMBLE COUNTY

Youthful Offenders

There were 0 Felony level charges and 0 Non-Felony level charges disposed within 0 Circuit Criminal cases during the fiscal year. Non-Felony charges include Misdemeanor, Violation, Local Ordinance, or Other charges within those cases.

27A.460(11)

	Charges	Cases
Felony		
Felony Amended to Non-Felony		

27A.460(11) The number of juvenile offenders tried as an adult

Of the 0 Felony level charges disposed within the Youthful Offender cases, 0 (None%) charges were convicted.

Youthful Offender

		Grand Total
Felony Charges by Disposition Type	0	0

Note: A youth charged prior to their 18th birthday, proceeded against as a youthful offender under KRS 635.020(7) may not be included in the above.

KRS 635.020(7) If a person who is eighteen (18) or older is charged with a felony that occurred prior to their eighteenth birthday, the court shall, upon motion of the county attorney made prior to adjudication and consultation with the Commonwealth's Attorney, the case may proceed in accordance with the provisions of KRS 640.010.

* A case may consist of one or multiple convicted charges, the distinct count on cases counts the case only once.

* Other disposition types include: Denied, Extradition, Grand Jury, Granted, Merged, Mistrial, Grand Jury, Other, Remanded, and Sealed Records.

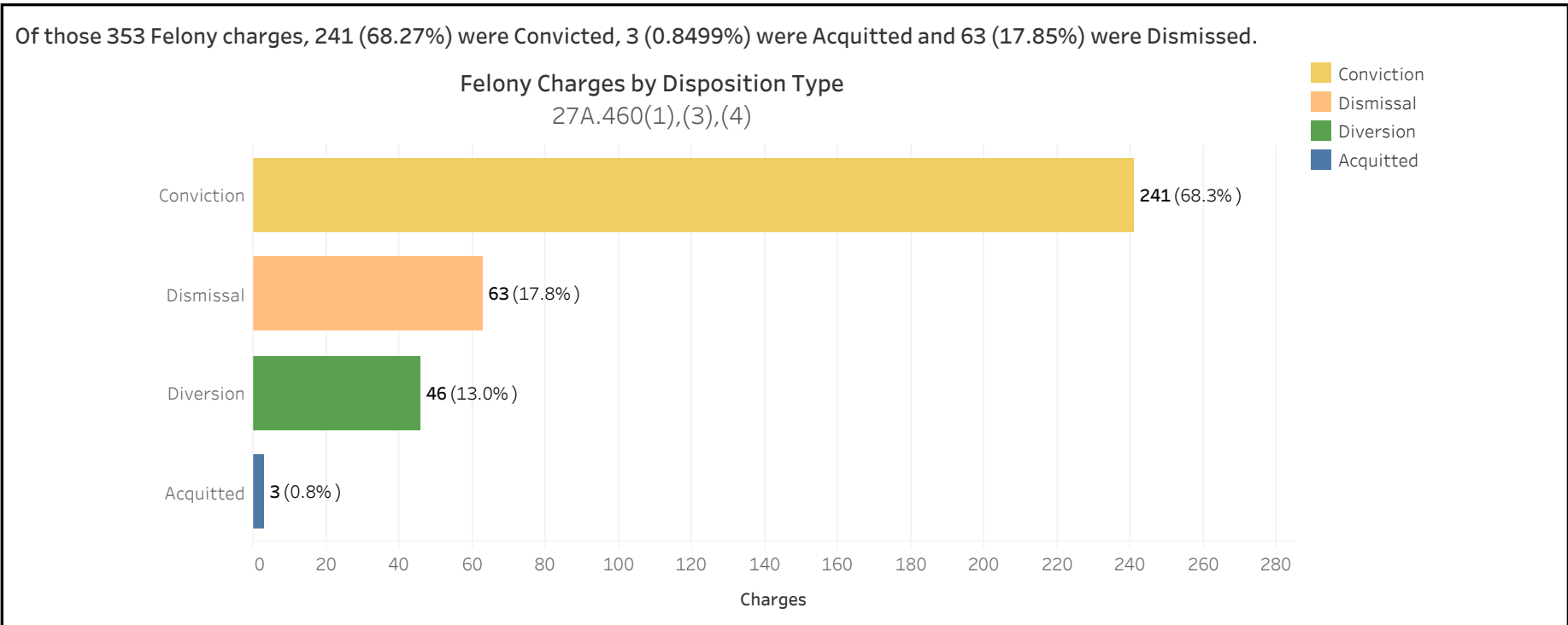


ADMINISTRATIVE OFFICE OF THE COURTS
Research and Statistics
 Annual Report FY 2023
 Circuit Court - Felony Criminal Cases

UNION COUNTY

There were 353 Felony level charges and 15 Non-Felony level charges disposed within 258 Circuit Criminal cases during the Fiscal Year. Non-Felony charges include Misdemeanor, Violation, Local Ordinance or Other charges within those cases.

		Charges	Cases
UNION	Felony	353	244
	Felony amended to Non-Felony	15	



27A.460(1) Conviction Percentages
 27A.460(3) Percentage of Acquittals
 27A.460(4) Percentage of Dismissals

* A case may consist of one or multiple convicted charges, the distinct count on cases counts the case only once.
 * Other Disposition types include: Denied, Extradition, Grand Jury, Granted, Merged, Mistrial, Grand Jury, Other, Remanded, and Sealed Records.



ADMINISTRATIVE OFFICE OF THE COURTS
Research and Statistics
 Annual Report FY 2023
 Circuit Court - Felony Criminal Cases

UNION COUNTY

Felony Charges Convicted by Highest Penalty Type

Penalty Type	FELONY			MISDEMEANOR			VIOLATION			Grand Total		
	Charges	% of Chgs	Cases	Charges	% of Chgs	Cases	Charges	% of Chgs	Cases	Charges	% of Chgs	Cases
Incarcerated Prison	126	52.3%	81	1	0.4%	1				127	20.6%	81
Incarcerated Jail	64	26.6%	44	146	53.3%	72	1	1.0%	1	211	34.3%	92
Alternative: Probation	47	19.5%	41	69	25.2%	38	1	1.0%	1	117	19.0%	67
Alternative Sentence				13	4.7%	11				13	2.1%	11
Pay Fine				5	1.8%	4	95	94.1%	47	100	16.2%	47
Pay Court Cost				2	0.7%	2				2	0.3%	2
Other Penalty	4	1.7%	4	37	13.5%	19	4	4.0%	2	45	7.3%	22
No Sentence				1	0.4%	1				1	0.2%	1
Grand Total	241	100.0%	158	274	100.0%	133	101	100.0%	49	616	100.0%	199

27A.460(2) Percentages of fines, imprisonment, or other penalty assessment

Original & Final Plea Type

		GUILTY	NOT GUILTY	UNKNOWN PLEA TYPE	Grand Total
Felony Charges	Original Plea		7 (2.0%)	346 (98.0%)	353 (100.0%)
	Final Plea	4 (1.1%)	3 (0.8%)	346 (98.0%)	353 (100.0%)
Felony amended to Non-Felony	Original Plea			15 (100.0%)	15 (100.0%)
	Final Plea			15 (100.0%)	15 (100.0%)

27A.460(5) Percentage of pleas as charges

27A.460(6) Percentage of pleas to reduce charges

* A case may consist of one or multiple convicted charges, the distinct count on cases counts the case only once.

* Convicted charges, percent of charges and the distinct count of cases are sorted by the highest sentence penalty for each of the convicted charges (Guilty, Guilty - Multiple Counts, Prepayable Citation - Paid or Guilty - Sealed Sentence, Enhanced).



ADMINISTRATIVE OFFICE OF THE COURTS
Research and Statistics
 Annual Report FY 2023
 Circuit Court - Felony Criminal Cases

UNION COUNTY

Cases can have multiple charges which are heard either by a Court Trial, Jury Trial, No Trial or by a combination of trial types. Cases are categorized by how all the charges within the case were disposed. If all charges were disposed by the same trial type, it is counted in the separate category, otherwise, it is counted within the Mixed Trial category. If a charge had no trial type entered or it had No Trial, then it is counted in the No Trial category.

Cases by Trial Type
 27A.460(7), (8), (9), (10)

	Jury Trial	Mixed Trial	No Trial	Grand Total
Felony Amended to Non-Felony		1 7.14%	13 92.86%	14 100.00%
Felony Charges	2 0.82%	9 3.69%	233 95.49%	244 100.00%
Felony Convictions	2 1.27%	6 3.80%	150 94.94%	158 100.00%

- 27A.460(7) Percentage of disposition to guilty as charged by trial
- 27A.460(8) Percentage of those found guilty of lesser charge by trial
- 27A.460(9) Percentage of cases where jury trial taken
- 27A.460(10) Percentage of trials which are bench (court) trials

Shock Probation by Disposition Type
 27A.440(3)(b)

	Denied	Granted	Vacated	Grand Total
0026090 SHOCK PROBATION IN FELONY CONVICTIONS	16 31.37%	33 64.71%	2 3.92%	51 100.00%

27A.440(3)(b) Extracted data on shock probation shall be placed in the annual report of the Administrative Office of the Courts

* A case may consist of one or multiple convicted charges, the distinct count on cases counts the case only once.
 * Other Disposition types include: Denied, Extradition, Grand Jury, Granted, Merged, Mistrial, Grand Jury, Other, Remanded, and Sealed Records.



ADMINISTRATIVE OFFICE OF THE COURTS
Research and Statistics
 Annual Report FY 2023
 Circuit Court - Felony Criminal Cases
UNION COUNTY

Youthful Offenders

There were 0 Felony level charges and 0 Non-Felony level charges disposed within 0 Circuit Criminal cases during the fiscal year. Non-Felony charges include Misdemeanor, Violation, Local Ordinance, or Other charges within those cases.

27A.460(11)

	Charges	Cases
Felony		
Felony Amended to Non-Felony		

27A.460(11) The number of juvenile offenders tried as an adult

Of the 0 Felony level charges disposed within the Youthful Offender cases, 0 (None%) charges were convicted.

Youthful Offender

		Grand Total
Felony Charges by Disposition Type	0	0

Note: A youth charged prior to their 18th birthday, proceeded against as a youthful offender under KRS 635.020(7) may not be included in the above.

KRS 635.020(7) If a person who is eighteen (18) or older is charged with a felony that occurred prior to their eighteenth birthday, the court shall, upon motion of the county attorney made prior to adjudication and consultation with the Commonwealth's Attorney, the case may proceed in accordance with the provisions of KRS 640.010.

* A case may consist of one or multiple convicted charges, the distinct count on cases counts the case only once.

* Other disposition types include: Denied, Extradition, Grand Jury, Granted, Merged, Mistrial, Grand Jury, Other, Remanded, and Sealed Records.

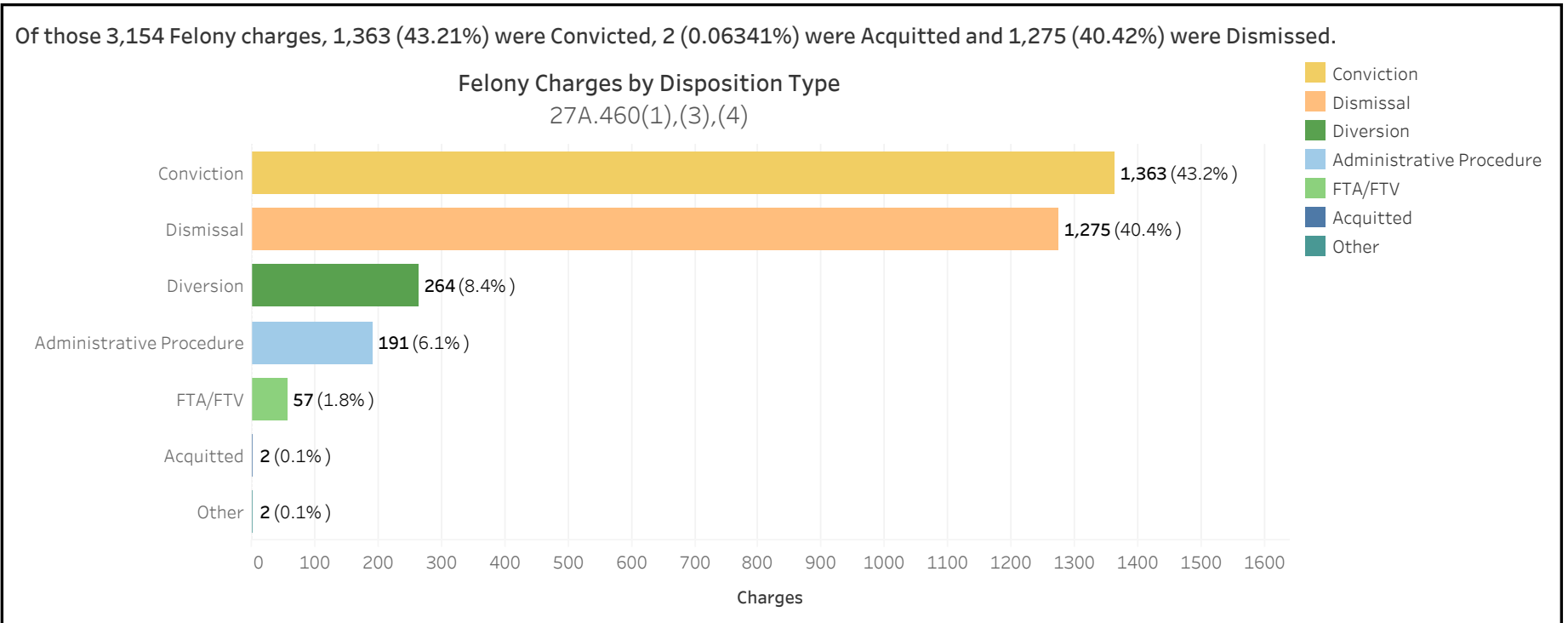


ADMINISTRATIVE OFFICE OF THE COURTS
Research and Statistics
 Annual Report FY 2023
 Circuit Court - Felony Criminal Cases

WARREN COUNTY

There were 3,154 Felony level charges and 85 Non-Felony level charges disposed within 1,772 Circuit Criminal cases during the Fiscal Year. Non-Felony charges include Misdemeanor, Violation, Local Ordinance or Other charges within those cases.

		Charges	Cases
WARREN	Felony	3,154	1,700
	Felony amended to Non-Felony	85	



27A.460(1) Conviction Percentages
 27A.460(3) Percentage of Acquittals
 27A.460(4) Percentage of Dismissals

* A case may consist of one or multiple convicted charges, the distinct count on cases counts the case only once.
 * Other Disposition types include: Denied, Extradition, Grand Jury, Granted, Merged, Mistrial, Grand Jury, Other, Remanded, and Sealed Records.



ADMINISTRATIVE OFFICE OF THE COURTS
Research and Statistics
 Annual Report FY 2023
 Circuit Court - Felony Criminal Cases

WARREN COUNTY

Felony Charges Convicted by Highest Penalty Type

Penalty Type	FELONY			LOCAL ORDINANCE			MISDEMEANOR			VIOLATION			Grand Total		
	Charges	% of Ch..	Cases	Charges	% of Ch..	Cases	Charges	% of Ch..	Cases	Charges	% of Ch..	Cases	Charges	% of Ch..	Cases
Incarcerated Prison	594	44.1%	404				5	1.3%	5				599	34.2%	405
Incarcerated Jail	181	13.4%	153				156	39.1%	134	1	20.0%	1	338	19.3%	258
Alternative: Home Incarcerati..	2	0.1%	2				4	1.0%	4				6	0.3%	6
Alternative: Probation	560	41.5%	466				66	16.5%	52				626	35.7%	477
Alternative: Cond. Discharged							104	26.1%	83	1	20.0%	1	105	6.0%	83
Alternative Sentence	2	0.1%	2				25	6.3%	24	1	20.0%	1	28	1.6%	27
Pay Fine				1	100.0%	1	5	1.3%	5	1	20.0%	1	7	0.4%	6
Other Penalty	5	0.4%	4				30	7.5%	28	1	20.0%	1	36	2.1%	32
No Sentence	4	0.3%	4				4	1.0%	4				8	0.5%	8
Grand Total	1,348	100.0%	998	1	100.0%	1	399	100.0%	328	5	100.0%	5	1,753	100.0%	1,144

27A.460(2) Percentages of fines, imprisonment, or other penalty assessment

Original & Final Plea Type

		GUILTY	NOT GUILTY	UNKNOWN PLEA TYPE	Grand Total
		Felony Charges	Original Plea	45 (1.4%)	995 (31.5%)
	Final Plea	1,037 (32.9%)	3 (0.1%)	2,114 (67.0%)	3,154 (100.0%)
Felony amended to Non-Felony	Original Plea			85 (100.0%)	85 (100.0%)
	Final Plea			85 (100.0%)	85 (100.0%)

27A.460(5) Percentage of pleas as charges

27A.460(6) Percentage of pleas to reduce charges

* A case may consist of one or multiple convicted charges, the distinct count on cases counts the case only once.

* Convicted charges, percent of charges and the distinct count of cases are sorted by the highest sentence penalty for each of the convicted charges (Guilty, Guilty - Multiple Counts, Prepayable Citation - Paid or Guilty - Sealed Sentence, Enhanced).



ADMINISTRATIVE OFFICE OF THE COURTS
Research and Statistics
 Annual Report FY 2023
 Circuit Court - Felony Criminal Cases

WARREN COUNTY

Cases can have multiple charges which are heard either by a Court Trial, Jury Trial, No Trial or by a combination of trial types. Cases are categorized by how all the charges within the case were disposed. If all charges were disposed by the same trial type, it is counted in the separate category, otherwise, it is counted within the Mixed Trial category. If a charge had no trial type entered or it had No Trial, then it is counted in the No Trial category.

Cases by Trial Type
 27A.460(7), (8), (9), (10)

	Jury Trial	Mixed Trial	No Trial	Grand Total
Felony Amended to Non-Felony		2	70	72
		2.78%	97.22%	100.00%
Felony Charges	5	168	1,527	1,700
	0.29%	9.88%	89.82%	100.00%
Felony Convictions	4	116	879	999
	0.40%	11.61%	87.99%	100.00%

- 27A.460(7) Percentage of disposition to guilty as charged by trial
- 27A.460(8) Percentage of those found guilty of lesser charge by trial
- 27A.460(9) Percentage of cases where jury trial taken
- 27A.460(10) Percentage of trials which are bench (court) trials

Shock Probation by Disposition Type
 27A.440(3)(b)

	Denied	Granted	Vacated	Withdrawn	Grand Total
0026090 SHOCK PROBATION IN FELONY CONVICTIONS	519	196	1	20	736
	70.52%	26.63%	0.14%	2.72%	100.00%

27A.440(3)(b) Extracted data on shock probation shall be placed in the annual report of the Administrative Office of the Courts

* A case may consist of one or multiple convicted charges, the distinct count on cases counts the case only once.
 * Other Disposition types include: Denied, Extradition, Grand Jury, Granted, Merged, Mistrial, Grand Jury, Other, Remanded, and Sealed Records.



ADMINISTRATIVE OFFICE OF THE COURTS
Research and Statistics
 Annual Report FY 2023
 Circuit Court - Felony Criminal Cases
WARREN COUNTY

Youthful Offenders

There were 0 Felony level charges and 0 Non-Felony level charges disposed within 0 Circuit Criminal cases during the fiscal year. Non-Felony charges include Misdemeanor, Violation, Local Ordinance, or Other charges within those cases.

27A.460(11)

	Charges	Cases
Felony		
Felony Amended to Non-Felony		

27A.460(11) The number of juvenile offenders tried as an adult

Of the 0 Felony level charges disposed within the Youthful Offender cases, 0 (None%) charges were convicted.

Youthful Offender

		Grand Total
Felony Charges by Disposition Type	0	0

Note: A youth charged prior to their 18th birthday, proceeded against as a youthful offender under KRS 635.020(7) may not be included in the above.

KRS 635.020(7) If a person who is eighteen (18) or older is charged with a felony that occurred prior to their eighteenth birthday, the court shall, upon motion of the county attorney made prior to adjudication and consultation with the Commonwealth's Attorney, the case may proceed in accordance with the provisions of KRS 640.010.

* A case may consist of one or multiple convicted charges, the distinct count on cases counts the case only once.

* Other disposition types include: Denied, Extradition, Grand Jury, Granted, Merged, Mistrial, Grand Jury, Other, Remanded, and Sealed Records.

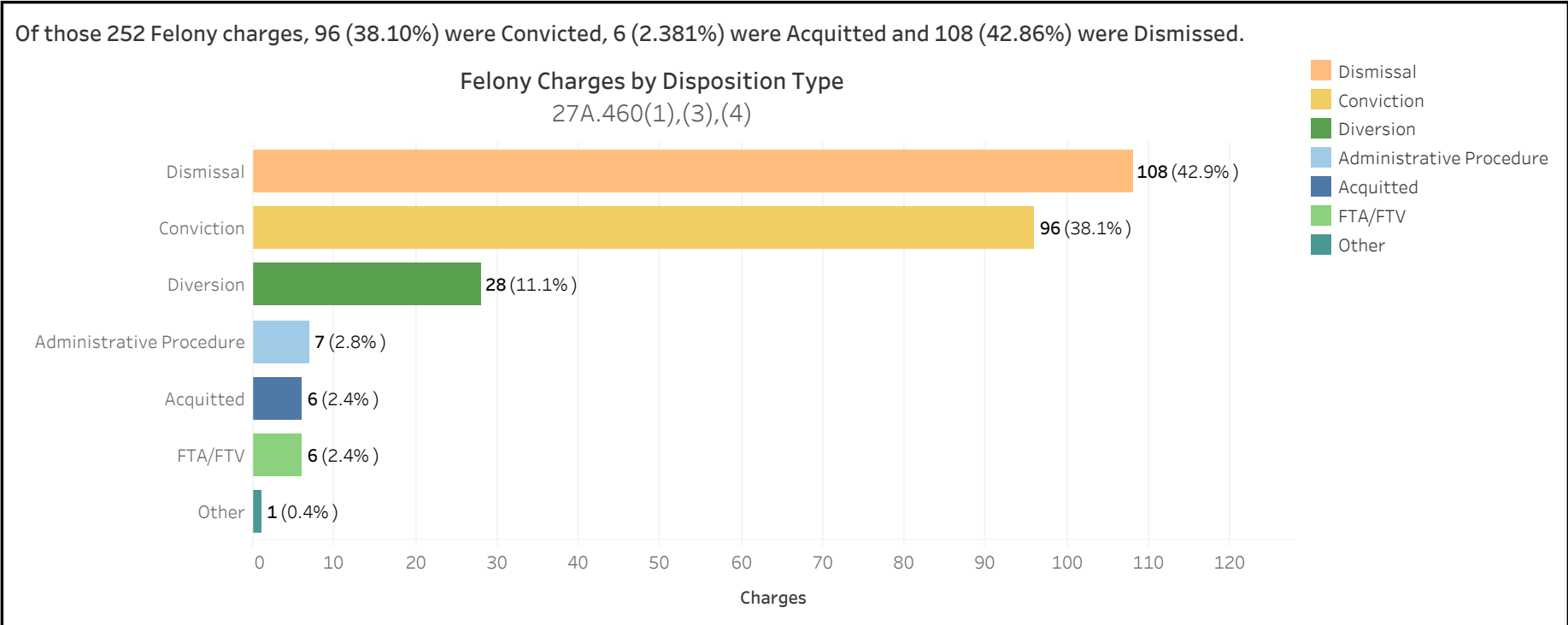


ADMINISTRATIVE OFFICE OF THE COURTS
Research and Statistics
 Annual Report FY 2023
 Circuit Court - Felony Criminal Cases

WASHINGTON COUNTY

There were 252 Felony level charges and 18 Non-Felony level charges disposed within 138 Circuit Criminal cases during the Fiscal Year. Non-Felony charges include Misdemeanor, Violation, Local Ordinance or Other charges within those cases.

		Charges	Cases
WASHINGTON	Felony	252	123
	Felony amended to Non-Felony	18	



27A.460(1) Conviction Percentages
 27A.460(3) Percentage of Acquittals
 27A.460(4) Percentage of Dismissals

* A case may consist of one or multiple convicted charges, the distinct count on cases counts the case only once.
 * Other Disposition types include: Denied, Extradition, Grand Jury, Granted, Merged, Mistrial, Grand Jury, Other, Remanded, and Sealed Records.



ADMINISTRATIVE OFFICE OF THE COURTS
Research and Statistics
 Annual Report FY 2023
 Circuit Court - Felony Criminal Cases

WASHINGTON COUNTY

Felony Charges Convicted by Highest Penalty Type

Penalty Type	FELONY			MISDEMEANOR			VIOLATION			Grand Total		
	Charges	% of Chgs	Cases	Charges	% of Chgs	Cases	Charges	% of Chgs	Cases	Charges	% of Chgs	Cases
Incarcerated Prison	45	46.9%	18							45	14.8%	18
Incarcerated Jail	8	8.3%	8	40	27.2%	17				48	15.7%	20
Alternative: Probation	1	1.0%	1	28	19.0%	13				29	9.5%	14
Alternative: Cond. Discharged	4	4.2%	4							4	1.3%	4
Alternative Sentence	34	35.4%	23	52	35.4%	29	1	1.6%	1	87	28.5%	39
Other Penalty	1	1.0%	1	19	12.9%	14	42	67.7%	16	62	20.3%	26
No Sentence	3	3.1%	1	8	5.4%	7	19	30.6%	13	30	9.8%	15
Grand Total	96	100.0%	53	147	100.0%	69	62	100.0%	30	305	100.0%	85

27A.460(2) Percentages of fines, imprisonment, or other penalty assessment

Original & Final Plea Type

		GUILTY	NOT GUILTY	UNKNOWN PLEA TYPE	Grand Total
Felony Charges	Original Plea	4 (1.6%)	107 (42.5%)	141 (56.0%)	252 (100.0%)
	Final Plea	95 (37.7%)	16 (6.3%)	141 (56.0%)	252 (100.0%)
Felony amended to Non-Felony	Original Plea			18 (100.0%)	18 (100.0%)
	Final Plea			18 (100.0%)	18 (100.0%)

27A.460(5) Percentage of pleas as charges

27A.460(6) Percentage of pleas to reduce charges

* A case may consist of one or multiple convicted charges, the distinct count on cases counts the case only once.

* Convicted charges, percent of charges and the distinct count of cases are sorted by the highest sentence penalty for each of the convicted charges (Guilty, Guilty - Multiple Counts, Prepayable Citation - Paid or Guilty - Sealed Sentence, Enhanced).



ADMINISTRATIVE OFFICE OF THE COURTS
Research and Statistics
 Annual Report FY 2023
 Circuit Court - Felony Criminal Cases

WASHINGTON COUNTY

Cases can have multiple charges which are heard either by a Court Trial, Jury Trial, No Trial or by a combination of trial types. Cases are categorized by how all the charges within the case were disposed. If all charges were disposed by the same trial type, it is counted in the separate category, otherwise, it is counted within the Mixed Trial category. If a charge had no trial type entered or it had No Trial, then it is counted in the No Trial category.

Cases by Trial Type
 27A.460(7), (8), (9), (10)

	Jury Trial	Mixed Trial	No Trial	Grand Total
Felony Amended to Non-Felony		1 6.67%	14 93.33%	15 100.00%
Felony Charges	2 1.63%	9 7.32%	112 91.06%	123 100.00%
Felony Convictions		6 11.32%	47 88.68%	53 100.00%

- 27A.460(7) Percentage of disposition to guilty as charged by trial
- 27A.460(8) Percentage of those found guilty of lesser charge by trial
- 27A.460(9) Percentage of cases where jury trial taken
- 27A.460(10) Percentage of trials which are bench (court) trials

Shock Probation by Disposition Type
 27A.440(3)(b)

	Denied	Granted	Withdrawn	Grand Total
0026090 SHOCK PROBATION IN FELONY CONVICTIONS	4 50.00%	3 37.50%	1 12.50%	8 100.00%

27A.440(3)(b) Extracted data on shock probation shall be placed in the annual report of the Administrative Office of the Courts

* A case may consist of one or multiple convicted charges, the distinct count on cases counts the case only once.
 * Other Disposition types include: Denied, Extradition, Grand Jury, Granted, Merged, Mistrial, Grand Jury, Other, Remanded, and Sealed Records.



ADMINISTRATIVE OFFICE OF THE COURTS
Research and Statistics
 Annual Report FY 2023
 Circuit Court - Felony Criminal Cases
WASHINGTON COUNTY

Youthful Offenders

There were 0 Felony level charges and 0 Non-Felony level charges disposed within 0 Circuit Criminal cases during the fiscal year. Non-Felony charges include Misdemeanor, Violation, Local Ordinance, or Other charges within those cases.

27A.460(11)

	Charges	Cases
Felony		
Felony Amended to Non-Felony		

27A.460(11) The number of juvenile offenders tried as an adult

Of the 0 Felony level charges disposed within the Youthful Offender cases, 0 (None%) charges were convicted.

Youthful Offender

		Grand Total
Felony Charges by Disposition Type	0	0

Note: A youth charged prior to their 18th birthday, proceeded against as a youthful offender under KRS 635.020(7) may not be included in the above.

KRS 635.020(7) If a person who is eighteen (18) or older is charged with a felony that occurred prior to their eighteenth birthday, the court shall, upon motion of the county attorney made prior to adjudication and consultation with the Commonwealth's Attorney, the case may proceed in accordance with the provisions of KRS 640.010.

* A case may consist of one or multiple convicted charges, the distinct count on cases counts the case only once.

* Other disposition types include: Denied, Extradition, Grand Jury, Granted, Merged, Mistrial, Grand Jury, Other, Remanded, and Sealed Records.

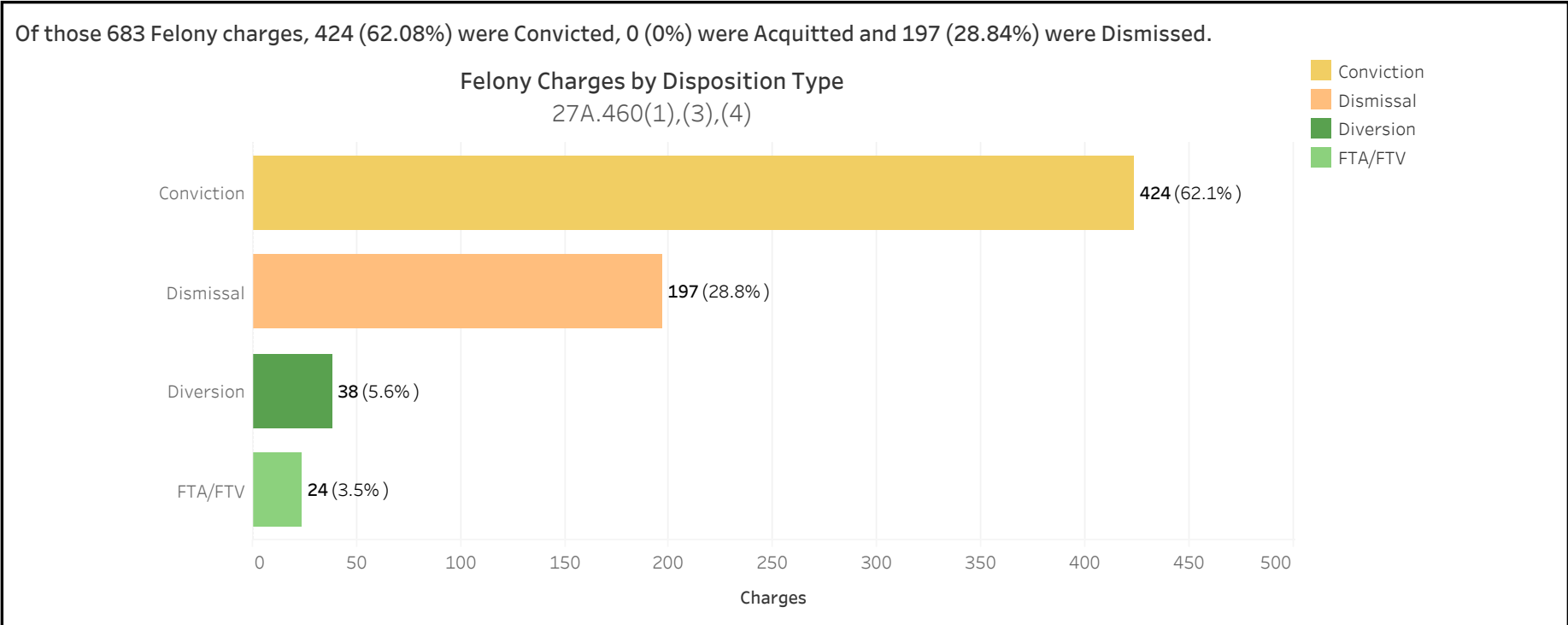


ADMINISTRATIVE OFFICE OF THE COURTS
Research and Statistics
 Annual Report FY 2023
 Circuit Court - Felony Criminal Cases

WAYNE COUNTY

There were 683 Felony level charges and 33 Non-Felony level charges disposed within 379 Circuit Criminal cases during the Fiscal Year. Non-Felony charges include Misdemeanor, Violation, Local Ordinance or Other charges within those cases.

		Charges	Cases
WAYNE	Felony	683	354
	Felony amended to Non-Felony	33	



27A.460(1) Conviction Percentages
 27A.460(3) Percentage of Acquittals
 27A.460(4) Percentage of Dismissals

* A case may consist of one or multiple convicted charges, the distinct count on cases counts the case only once.
 * Other Disposition types include: Denied, Extradition, Grand Jury, Granted, Merged, Mistrial, Grand Jury, Other, Remanded, and Sealed Records.



ADMINISTRATIVE OFFICE OF THE COURTS
Research and Statistics
 Annual Report FY 2023
 Circuit Court - Felony Criminal Cases

WAYNE COUNTY

Felony Charges Convicted by Highest Penalty Type

Penalty Type	FELONY			MISDEMEANOR			VIOLATION			Grand Total		
	Charges	% of Chgs	Cases	Charges	% of Chgs	Cases	Charges	% of Chgs	Cases	Charges	% of Chgs	Cases
Incarcerated Prison	140	33.5%	62	4	1.5%	3				144	21.0%	64
Incarcerated Jail	7	1.7%	6	65	24.5%	35				72	10.5%	36
Alternative: Home Incarcerati..	2	0.5%	2	1	0.4%	1				3	0.4%	3
Alternative: Probation	18	4.3%	14	31	11.7%	15				49	7.2%	27
Alternative: Cond. Discharged				6	2.3%	6				6	0.9%	6
Alternative Sentence	168	40.2%	108	94	35.5%	56	1	50.0%	1	263	38.4%	114
Pay Fine				2	0.8%	1	1	50.0%	1	3	0.4%	2
Pay Court Cost	50	12.0%	50	3	1.1%	3				53	7.7%	53
Other Penalty	31	7.4%	20	56	21.1%	35				87	12.7%	44
No Sentence	2	0.5%	2	3	1.1%	3				5	0.7%	4
Grand Total	418	100.0%	237	265	100.0%	149	2	100.0%	2	685	100.0%	259

27A.460(2) Percentages of fines, imprisonment, or other penalty assessment

Original & Final Plea Type

		GUILTY	NOT GUILTY	UNKNOWN PLEA TYPE	Grand Total
Felony Charges	Original Plea	19 (2.8%)	379 (55.5%)	285 (41.7%)	683 (100.0%)
	Final Plea	383 (56.1%)	15 (2.2%)	285 (41.7%)	683 (100.0%)
Felony amended to Non-Felony	Original Plea			33 (100.0%)	33 (100.0%)
	Final Plea			33 (100.0%)	33 (100.0%)

27A.460(5) Percentage of pleas as charges

27A.460(6) Percentage of pleas to reduce charges

* A case may consist of one or multiple convicted charges, the distinct count on cases counts the case only once.

* Convicted charges, percent of charges and the distinct count of cases are sorted by the highest sentence penalty for each of the convicted charges (Guilty, Guilty - Multiple Counts, Prepayable Citation - Paid or Guilty - Sealed Sentence, Enhanced).



ADMINISTRATIVE OFFICE OF THE COURTS
Research and Statistics
 Annual Report FY 2023
 Circuit Court - Felony Criminal Cases

WAYNE COUNTY

Cases can have multiple charges which are heard either by a Court Trial, Jury Trial, No Trial or by a combination of trial types. Cases are categorized by how all the charges within the case were disposed. If all charges were disposed by the same trial type, it is counted in the separate category, otherwise, it is counted within the Mixed Trial category. If a charge had no trial type entered or it had No Trial, then it is counted in the No Trial category.

Cases by Trial Type
 27A.460(7), (8), (9), (10)

	Mixed Trial	No Trial	Grand Total
Felony Amended to Non-Felony	2 8.00%	23 92.00%	25 100.00%
Felony Charges	17 4.80%	337 95.20%	354 100.00%
Felony Convictions	17 7.17%	220 92.83%	237 100.00%

- 27A.460(7) Percentage of disposition to guilty as charged by trial
- 27A.460(8) Percentage of those found guilty of lesser charge by trial
- 27A.460(9) Percentage of cases where jury trial taken
- 27A.460(10) Percentage of trials which are bench (court) trials

Shock Probation by Disposition Type
 27A.440(3)(b)

	Denied	Other	Grand Total
0026090 SHOCK PROBATION IN FELONY CONVICTIONS	16 94.12%	1 5.88%	17 100.00%
0026100 SHOCK PROBATION IN MISDEMEANOR CONVICTIONS	3 100.00%		3 100.00%

27A.440(3)(b) Extracted data on shock probation shall be placed in the annual report of the Administrative Office of the Courts

* A case may consist of one or multiple convicted charges, the distinct count on cases counts the case only once.
 * Other Disposition types include: Denied, Extradition, Grand Jury, Granted, Merged, Mistrial, Grand Jury, Other, Remanded, and Sealed Records.



ADMINISTRATIVE OFFICE OF THE COURTS
Research and Statistics
Annual Report FY 2023
Circuit Court - Felony Criminal Cases
WAYNE COUNTY

Youthful Offenders

There were 0 Felony level charges and 0 Non-Felony level charges disposed within 0 Circuit Criminal cases during the fiscal year. Non-Felony charges include Misdemeanor, Violation, Local Ordinance, or Other charges within those cases.

27A.460(11)

	Charges	Cases
Felony		
Felony Amended to Non-Felony		

27A.460(11) The number of juvenile offenders tried as an adult

Of the 0 Felony level charges disposed within the Youthful Offender cases, 0 (None%) charges were convicted.

Youthful Offender

		Grand Total
Felony Charges by Disposition Type	0	0

Note: A youth charged prior to their 18th birthday, proceeded against as a youthful offender under KRS 635.020(7) may not be included in the above.

KRS 635.020(7) If a person who is eighteen (18) or older is charged with a felony that occurred prior to their eighteenth birthday, the court shall, upon motion of the county attorney made prior to adjudication and consultation with the Commonwealth's Attorney, the case may proceed in accordance with the provisions of KRS 640.010.

* A case may consist of one or multiple convicted charges, the distinct count on cases counts the case only once.

* Other disposition types include: Denied, Extradition, Grand Jury, Granted, Merged, Mistrial, Grand Jury, Other, Remanded, and Sealed Records.

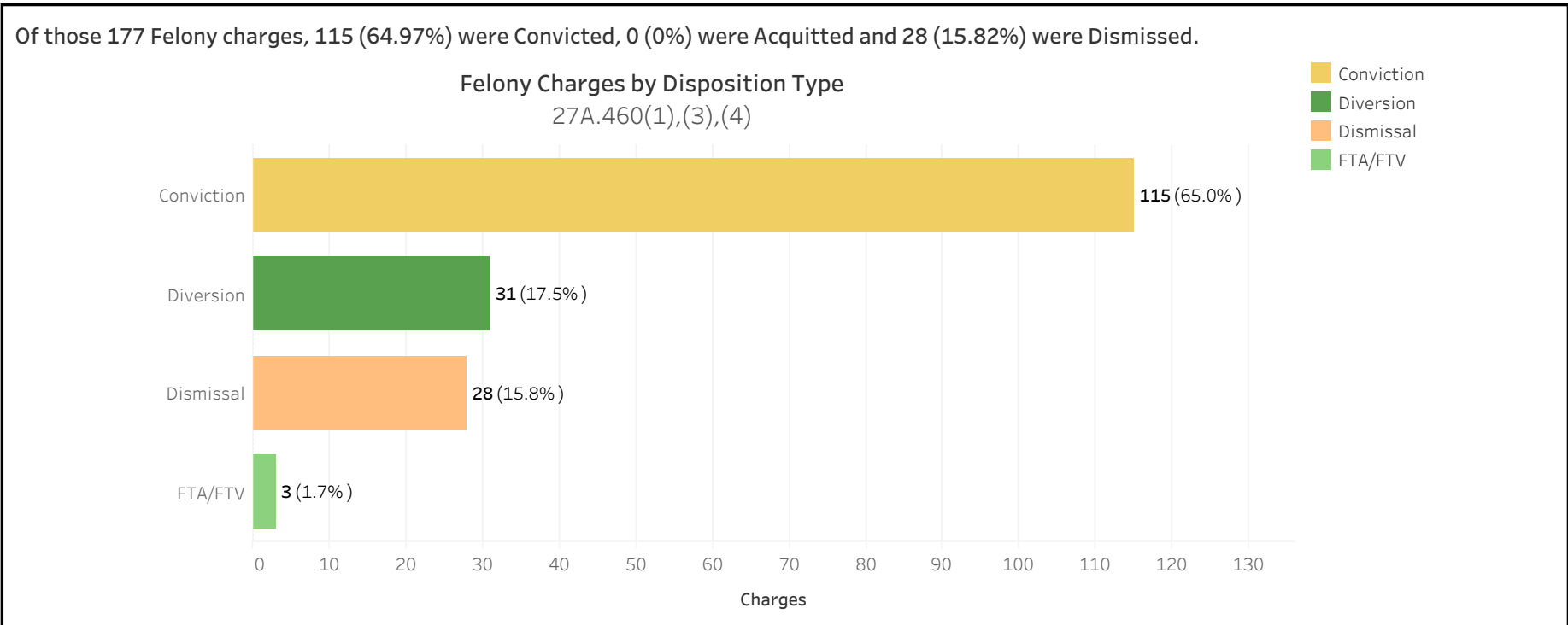


ADMINISTRATIVE OFFICE OF THE COURTS
Research and Statistics
 Annual Report FY 2023
 Circuit Court - Felony Criminal Cases

WEBSTER COUNTY

There were 177 Felony level charges and 11 Non-Felony level charges disposed within 133 Circuit Criminal cases during the Fiscal Year. Non-Felony charges include Misdemeanor, Violation, Local Ordinance or Other charges within those cases.

		Charges	Cases
WEBSTER	Felony	177	125
	Felony amended to Non-Felony	11	



27A.460(1) Conviction Percentages
 27A.460(3) Percentage of Acquittals
 27A.460(4) Percentage of Dismissals

* A case may consist of one or multiple convicted charges, the distinct count on cases counts the case only once.
 * Other Disposition types include: Denied, Extradition, Grand Jury, Granted, Merged, Mistrial, Grand Jury, Other, Remanded, and Sealed Records.



ADMINISTRATIVE OFFICE OF THE COURTS
Research and Statistics
 Annual Report FY 2023
 Circuit Court - Felony Criminal Cases

WEBSTER COUNTY

Felony Charges Convicted by Highest Penalty Type

Penalty Type	FELONY			MISDEMEANOR			OTHER			VIOLATION			Grand Total		
	Charges	% of Ch..	Cases	Charges	% of Ch..	Cases	Charges	% of Ch..	Cases	Charges	% of Ch..	Cases	Charges	% of Ch..	Cases
Incarcerated Prison	51	45.1%	32										51	16.5%	32
Incarcerated Jail	20	17.7%	19	93	55.7%	40							113	36.5%	43
Alternative: Probation	2	1.8%	2	5	3.0%	3							7	2.3%	3
Alternative: Cond. Discharged	40	35.4%	31	67	40.1%	29							107	34.5%	34
Alternative Sentence				1	0.6%	1				7	24.1%	5	8	2.6%	6
Pay Fine							1	100.0%	1	19	65.5%	9	20	6.5%	10
Other Penalty										3	10.3%	2	3	1.0%	2
No Sentence				1	0.6%	1							1	0.3%	1
Grand Total	113	100.0%	83	167	100.0%	72	1	100.0%	1	29	100.0%	15	310	100.0%	92

27A.460(2) Percentages of fines, imprisonment, or other penalty assessment

Original & Final Plea Type

		UNKNOWN PLEA TYPE	Grand Total
Felony Charges	Original Plea	177 (100.0%)	177 (100.0%)
	Final Plea	177 (100.0%)	177 (100.0%)
Felony amended to Non-Felony	Original Plea	11 (100.0%)	11 (100.0%)
	Final Plea	11 (100.0%)	11 (100.0%)

27A.460(5) Percentage of pleas as charges

27A.460(6) Percentage of pleas to reduce charges

* A case may consist of one or multiple convicted charges, the distinct count on cases counts the case only once.

* Convicted charges, percent of charges and the distinct count of cases are sorted by the highest sentence penalty for each of the convicted charges (Guilty, Guilty - Multiple Counts, Prepayable Citation - Paid or Guilty - Sealed Sentence, Enhanced).



ADMINISTRATIVE OFFICE OF THE COURTS
Research and Statistics
 Annual Report FY 2023
 Circuit Court - Felony Criminal Cases

WEBSTER COUNTY

Cases can have multiple charges which are heard either by a Court Trial, Jury Trial, No Trial or by a combination of trial types. Cases are categorized by how all the charges within the case were disposed. If all charges were disposed by the same trial type, it is counted in the separate category, otherwise, it is counted within the Mixed Trial category. If a charge had no trial type entered or it had No Trial, then it is counted in the No Trial category.

Cases by Trial Type
 27A.460(7), (8), (9), (10)

	No Trial	Grand Total
Felony Amended to Non-Felony	8 100.0%	8 100.0%
Felony Charges	125 100.0%	125 100.0%
Felony Convictions	83 100.0%	83 100.0%

- 27A.460(7) Percentage of disposition to guilty as charged by trial
- 27A.460(8) Percentage of those found guilty of lesser charge by trial
- 27A.460(9) Percentage of cases where jury trial taken
- 27A.460(10) Percentage of trials which are bench (court) trials

Shock Probation by Disposition Type
 27A.440(3)(b)

	Denied	Granted	Grand Total
0026090 SHOCK PROBATION IN FELONY CONVICTIONS	10 66.67%	5 33.33%	15 100.00%

27A.440(3)(b) Extracted data on shock probation shall be placed in the annual report of the Administrative Office of the Courts

* A case may consist of one or multiple convicted charges, the distinct count on cases counts the case only once.
 * Other Disposition types include: Denied, Extradition, Grand Jury, Granted, Merged, Mistrial, Grand Jury, Other, Remanded, and Sealed Records.



ADMINISTRATIVE OFFICE OF THE COURTS
Research and Statistics
Annual Report FY 2023
Circuit Court - Felony Criminal Cases
WEBSTER COUNTY

Youthful Offenders

There were 0 Felony level charges and 0 Non-Felony level charges disposed within 0 Circuit Criminal cases during the fiscal year. Non-Felony charges include Misdemeanor, Violation, Local Ordinance, or Other charges within those cases.

27A.460(11)

	Charges	Cases
Felony		
Felony Amended to Non-Felony		

27A.460(11) The number of juvenile offenders tried as an adult

Of the 0 Felony level charges disposed within the Youthful Offender cases, 0 (None%) charges were convicted.

Youthful Offender

		Grand Total
Felony Charges by Disposition Type	0	0

Note: A youth charged prior to their 18th birthday, proceeded against as a youthful offender under KRS 635.020(7) may not be included in the above.

KRS 635.020(7) If a person who is eighteen (18) or older is charged with a felony that occurred prior to their eighteenth birthday, the court shall, upon motion of the county attorney made prior to adjudication and consultation with the Commonwealth's Attorney, the case may proceed in accordance with the provisions of KRS 640.010.

* A case may consist of one or multiple convicted charges, the distinct count on cases counts the case only once.

* Other disposition types include: Denied, Extradition, Grand Jury, Granted, Merged, Mistrial, Grand Jury, Other, Remanded, and Sealed Records.

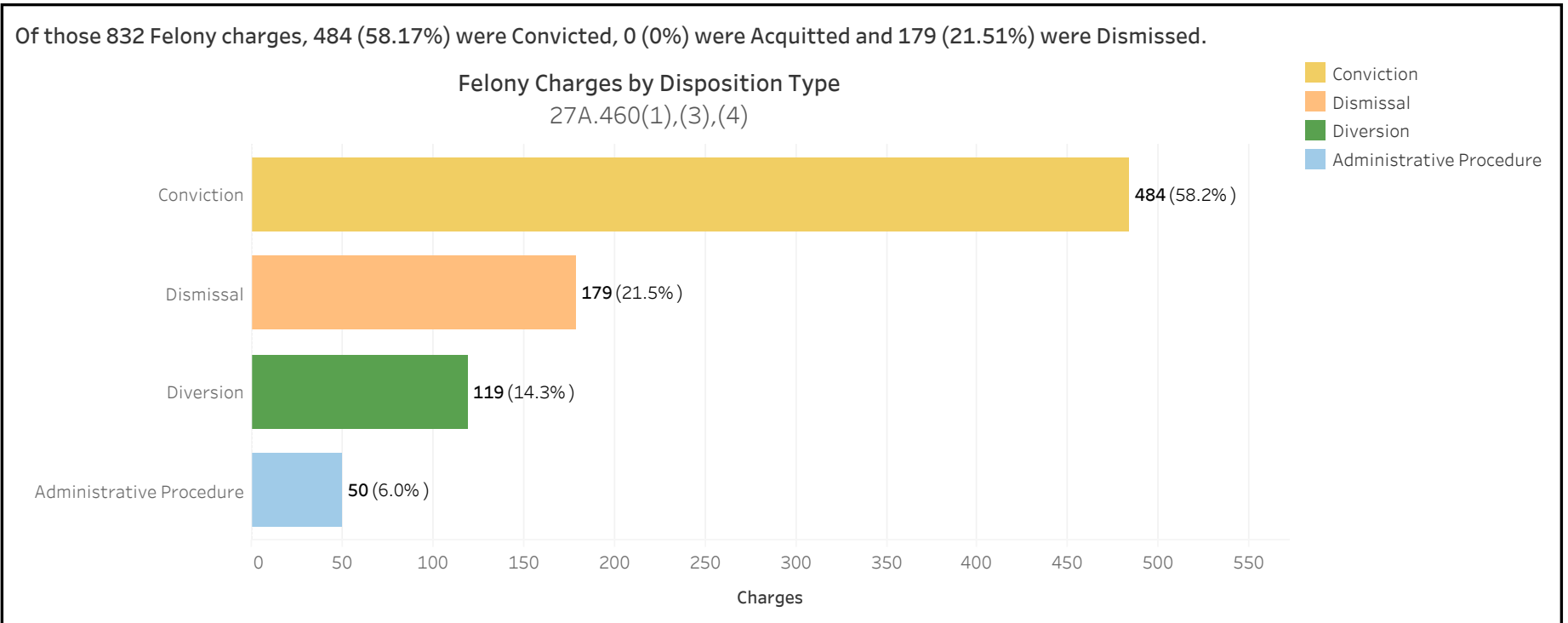


ADMINISTRATIVE OFFICE OF THE COURTS
Research and Statistics
 Annual Report FY 2023
 Circuit Court - Felony Criminal Cases

WHITLEY COUNTY

There were 832 Felony level charges and 22 Non-Felony level charges disposed within 533 Circuit Criminal cases during the Fiscal Year. Non-Felony charges include Misdemeanor, Violation, Local Ordinance or Other charges within those cases.

		Charges	Cases
WHITLEY	Felony	832	512
	Felony amended to Non-Felony	22	



27A.460(1) Conviction Percentages
 27A.460(3) Percentage of Acquittals
 27A.460(4) Percentage of Dismissals

* A case may consist of one or multiple convicted charges, the distinct count on cases counts the case only once.
 * Other Disposition types include: Denied, Extradition, Grand Jury, Granted, Merged, Mistrial, Grand Jury, Other, Remanded, and Sealed Records.



ADMINISTRATIVE OFFICE OF THE COURTS
Research and Statistics
 Annual Report FY 2023
 Circuit Court - Felony Criminal Cases

WHITLEY COUNTY

Felony Charges Convicted by Highest Penalty Type

Penalty Type	FELONY			MISDEMEANOR			VIOLATION			Grand Total		
	Charges	% of Chgs	Cases	Charges	% of Chgs	Cases	Charges	% of Chgs	Cases	Charges	% of Chgs	Cases
Incarcerated Prison	206	42.9%	133							206	33.9%	133
Incarcerated Jail	59	12.3%	49	43	35.2%	29	1	16.7%	1	103	16.9%	72
Alternative: Probation	201	41.9%	120	39	32.0%	27				240	39.5%	130
Alternative: Cond. Discharged	2	0.4%	1	24	19.7%	19	1	16.7%	1	27	4.4%	21
Alternative Sentence				5	4.1%	5				5	0.8%	5
Pay Fine				8	6.6%	8	3	50.0%	3	11	1.8%	11
Pay Court Cost	5	1.0%	5							5	0.8%	5
Other Penalty	5	1.0%	5	3	2.5%	3	1	16.7%	1	9	1.5%	9
No Sentence	2	0.4%	1							2	0.3%	1
Grand Total	480	100.0%	304	122	100.0%	89	6	100.0%	6	608	100.0%	332

27A.460(2) Percentages of fines, imprisonment, or other penalty assessment

Original & Final Plea Type

		GUILTY	NOT GUILTY	UNKNOWN PLEA TYPE	Grand Total
Felony Charges	Original Plea		14 (0.8%)	1,650 (99.2%)	1,664 (100.0%)
	Final Plea	6 (0.4%)	8 (0.5%)	1,650 (99.2%)	1,664 (100.0%)
Felony amended to Non-Felony	Original Plea			44 (100.0%)	44 (100.0%)
	Final Plea			44 (100.0%)	44 (100.0%)

27A.460(5) Percentage of pleas as charges

27A.460(6) Percentage of pleas to reduce charges

* A case may consist of one or multiple convicted charges, the distinct count on cases counts the case only once.

* Convicted charges, percent of charges and the distinct count of cases are sorted by the highest sentence penalty for each of the convicted charges (Guilty, Guilty - Multiple Counts, Prepayable Citation - Paid or Guilty - Sealed Sentence, Enhanced).



ADMINISTRATIVE OFFICE OF THE COURTS
Research and Statistics
 Annual Report FY 2023
 Circuit Court - Felony Criminal Cases

WHITLEY COUNTY

Cases can have multiple charges which are heard either by a Court Trial, Jury Trial, No Trial or by a combination of trial types. Cases are categorized by how all the charges within the case were disposed. If all charges were disposed by the same trial type, it is counted in the separate category, otherwise, it is counted within the Mixed Trial category. If a charge had no trial type entered or it had No Trial, then it is counted in the No Trial category.

Cases by Trial Type
 27A.460(7), (8), (9), (10)

	Jury Trial	Mixed Trial	No Trial	Grand Total
Felony Amended to Non-Felony			42	42
			100.00%	100.00%
Felony Charges	4	14	1,006	1,024
	0.39%	1.37%	98.24%	100.00%
Felony Convictions	4	6	598	608
	0.66%	0.99%	98.36%	100.00%

- 27A.460(7) Percentage of disposition to guilty as charged by trial
- 27A.460(8) Percentage of those found guilty of lesser charge by trial
- 27A.460(9) Percentage of cases where jury trial taken
- 27A.460(10) Percentage of trials which are bench (court) trials

Shock Probation by Disposition Type
 27A.440(3)(b)

	Denied	Granted	Grand Total
0026090 SHOCK PROBATION IN FELONY CONVICTIONS	26	8	34
	76.47%	23.53%	100.00%

27A.440(3)(b) Extracted data on shock probation shall be placed in the annual report of the Administrative Office of the Courts

* A case may consist of one or multiple convicted charges, the distinct count on cases counts the case only once.
 * Other Disposition types include: Denied, Extradition, Grand Jury, Granted, Merged, Mistrial, Grand Jury, Other, Remanded, and Sealed Records.



ADMINISTRATIVE OFFICE OF THE COURTS
Research and Statistics
Annual Report FY 2023
Circuit Court - Felony Criminal Cases
WHITLEY COUNTY

Youthful Offenders

There were 0 Felony level charges and 0 Non-Felony level charges disposed within 0 Circuit Criminal cases during the fiscal year. Non-Felony charges include Misdemeanor, Violation, Local Ordinance, or Other charges within those cases.

27A.460(11)

	Charges	Cases
Felony		
Felony Amended to Non-Felony		

27A.460(11) The number of juvenile offenders tried as an adult

Of the 0 Felony level charges disposed within the Youthful Offender cases, 0 (None%) charges were convicted.

Youthful Offender

		Grand Total
Felony Charges by Disposition Type	0	0

Note: A youth charged prior to their 18th birthday, proceeded against as a youthful offender under KRS 635.020(7) may not be included in the above.

KRS 635.020(7) If a person who is eighteen (18) or older is charged with a felony that occurred prior to their eighteenth birthday, the court shall, upon motion of the county attorney made prior to adjudication and consultation with the Commonwealth's Attorney, the case may proceed in accordance with the provisions of KRS 640.010.

* A case may consist of one or multiple convicted charges, the distinct count on cases counts the case only once.

* Other disposition types include: Denied, Extradition, Grand Jury, Granted, Merged, Mistrial, Grand Jury, Other, Remanded, and Sealed Records.

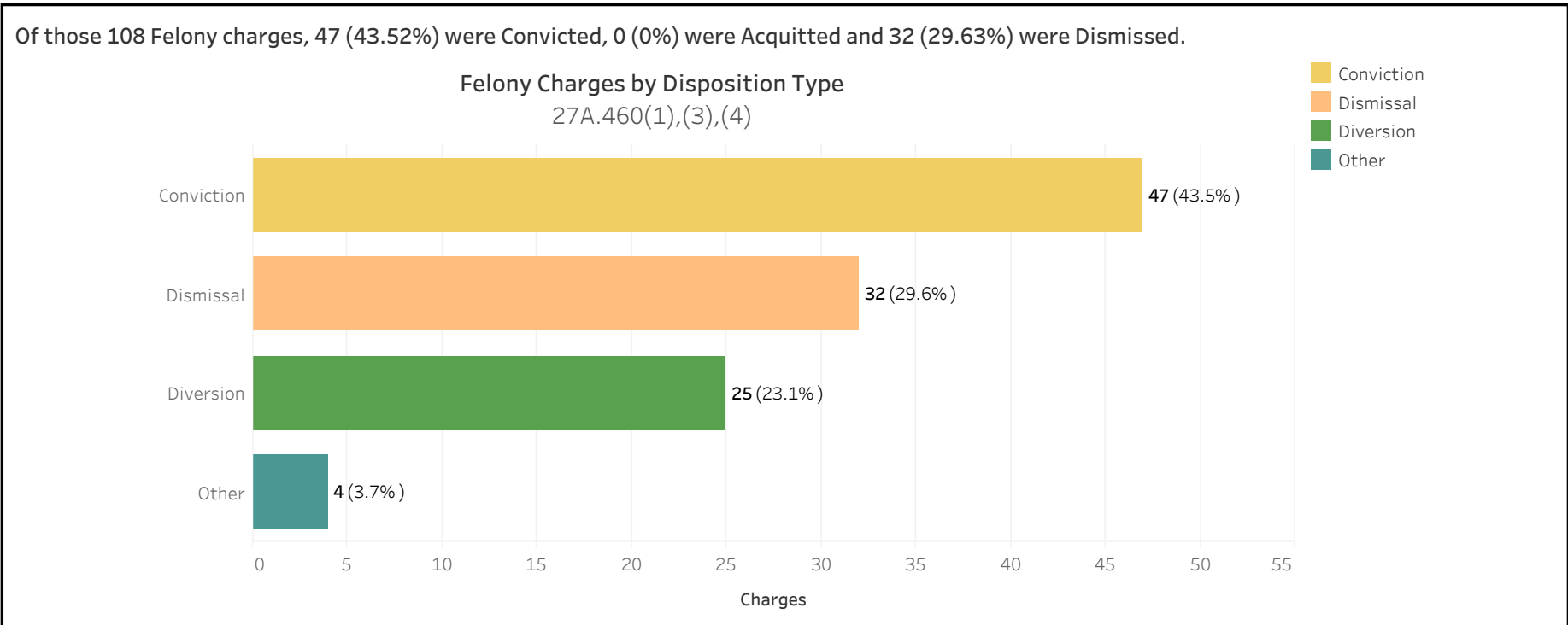


ADMINISTRATIVE OFFICE OF THE COURTS
Research and Statistics
 Annual Report FY 2023
 Circuit Court - Felony Criminal Cases

WOLFE COUNTY

There were 108 Felony level charges and 4 Non-Felony level charges disposed within 86 Circuit Criminal cases during the Fiscal Year. Non-Felony charges include Misdemeanor, Violation, Local Ordinance or Other charges within those cases.

		Charges	Cases
WOLFE	Felony	108	82
	Felony amended to Non-Felony	4	



27A.460(1) Conviction Percentages
 27A.460(3) Percentage of Acquittals
 27A.460(4) Percentage of Dismissals

* A case may consist of one or multiple convicted charges, the distinct count on cases counts the case only once.
 * Other Disposition types include: Denied, Extradition, Grand Jury, Granted, Merged, Mistrial, Grand Jury, Other, Remanded, and Sealed Records.



ADMINISTRATIVE OFFICE OF THE COURTS
Research and Statistics
 Annual Report FY 2023
 Circuit Court - Felony Criminal Cases

WOLFE COUNTY

Felony Charges Convicted by Highest Penalty Type

Penalty Type	FELONY			MISDEMEANOR			Grand Total		
	Charges	% of Chgs	Cases	Charges	% of Chgs	Cases	Charges	% of Chgs	Cases
Incarcerated Prison	21	44.7%	14	1	4.8%	1	22	32.4%	14
Incarcerated Jail	2	4.3%	2	9	42.9%	8	11	16.2%	10
Alternative: Probation	24	51.1%	22	6	28.6%	2	30	44.1%	23
Alternative: Cond. Discharged				2	9.5%	2	2	2.9%	2
Alternative Sentence				2	9.5%	2	2	2.9%	2
Other Penalty				1	4.8%	1	1	1.5%	1
Grand Total	47	100.0%	38	21	100.0%	15	68	100.0%	45

27A.460(2) Percentages of fines, imprisonment, or other penalty assessment

Original & Final Plea Type

		NOT GUILTY	UNKNOWN PLEA TYPE	Grand Total
Felony Charges	Original Plea	1 (0.9%)	107 (99.1%)	108 (100.0%)
	Final Plea	1 (0.9%)	107 (99.1%)	108 (100.0%)
Felony amended to Non-Felony	Original Plea		4 (100.0%)	4 (100.0%)
	Final Plea		4 (100.0%)	4 (100.0%)

27A.460(5) Percentage of pleas as charges

27A.460(6) Percentage of pleas to reduce charges

* A case may consist of one or multiple convicted charges, the distinct count on cases counts the case only once.

* Convicted charges, percent of charges and the distinct count of cases are sorted by the highest sentence penalty for each of the convicted charges (Guilty, Guilty - Multiple Counts, Prepayable Citation - Paid or Guilty - Sealed Sentence, Enhanced).



ADMINISTRATIVE OFFICE OF THE COURTS
Research and Statistics
 Annual Report FY 2023
 Circuit Court - Felony Criminal Cases

WOLFE COUNTY

Cases can have multiple charges which are heard either by a Court Trial, Jury Trial, No Trial or by a combination of trial types. Cases are categorized by how all the charges within the case were disposed. If all charges were disposed by the same trial type, it is counted in the separate category, otherwise, it is counted within the Mixed Trial category. If a charge had no trial type entered or it had No Trial, then it is counted in the No Trial category.

Cases by Trial Type
 27A.460(7), (8), (9), (10)

	Jury Trial	No Trial	Grand Total
Felony Amended to Non-Felony		4	4
		100.00%	100.00%
Felony Charges	1	81	82
	1.22%	98.78%	100.00%
Felony Convictions	1	37	38
	2.63%	97.37%	100.00%

- 27A.460(7) Percentage of disposition to guilty as charged by trial
- 27A.460(8) Percentage of those found guilty of lesser charge by trial
- 27A.460(9) Percentage of cases where jury trial taken
- 27A.460(10) Percentage of trials which are bench (court) trials

Shock Probation by Disposition Type
 27A.440(3)(b)

	Granted	Grand Total
0026090 SHOCK PROBATION IN FELONY CONVICTIONS	1	1
	100.00%	100.00%

27A.440(3)(b) Extracted data on shock probation shall be placed in the annual report of the Administrative Office of the Courts

* A case may consist of one or multiple convicted charges, the distinct count on cases counts the case only once.
 * Other Disposition types include: Denied, Extradition, Grand Jury, Granted, Merged, Mistrial, Grand Jury, Other, Remanded, and Sealed Records.



ADMINISTRATIVE OFFICE OF THE COURTS
Research and Statistics
 Annual Report FY 2023
 Circuit Court - Felony Criminal Cases
WOLFE COUNTY

Youthful Offenders

There were 0 Felony level charges and 0 Non-Felony level charges disposed within 0 Circuit Criminal cases during the fiscal year. Non-Felony charges include Misdemeanor, Violation, Local Ordinance, or Other charges within those cases.

27A.460(11)

	Charges	Cases
Felony		
Felony Amended to Non-Felony		

27A.460(11) The number of juvenile offenders tried as an adult

Of the 0 Felony level charges disposed within the Youthful Offender cases, 0 (None%) charges were convicted.

Youthful Offender

		Grand Total
Felony Charges by Disposition Type	0	0

Note: A youth charged prior to their 18th birthday, proceeded against as a youthful offender under KRS 635.020(7) may not be included in the above.

KRS 635.020(7) If a person who is eighteen (18) or older is charged with a felony that occurred prior to their eighteenth birthday, the court shall, upon motion of the county attorney made prior to adjudication and consultation with the Commonwealth's Attorney, the case may proceed in accordance with the provisions of KRS 640.010.

* A case may consist of one or multiple convicted charges, the distinct count on cases counts the case only once.

* Other disposition types include: Denied, Extradition, Grand Jury, Granted, Merged, Mistrial, Grand Jury, Other, Remanded, and Sealed Records.