




ANNUAL
REPORT



— 2024 —
Kentucky Court of Justice

The central graphic is a circular emblem framed by a laurel wreath. Inside the wreath, the words "ANNUAL" and "REPORT" are stacked in a bold, serif font, separated by a thin horizontal line. Below this, the seal of the Commonwealth of Kentucky Court of Justice is centered. The seal depicts a figure holding scales of justice, with the text "COMMONWEALTH OF KENTUCKY" at the top and "COURT OF JUSTICE" at the bottom, and the motto "lex et justitia" in the center. Below the seal, the year "— 2024 —" is written in a simple, sans-serif font, followed by the text "*Kentucky Court of Justice*" in an italicized serif font.

CONTENTS

Introduction

Report: Statewide Totals of Monies Collected by Offices of Circuit Court Clerk

Annual Report Documentation

Report: Statewide Statistics

Report: Statistics by County



Kentucky Court of Justice Annual Report FY 2024

Thank you for your interest in the [Kentucky Court of Justice](#) and its annual report for Fiscal Year 2024 (July 1, 2023-June 30, 2024).

The Administrative Office of the Courts is required by state law – KRS 27A.460, KRS 27A.470 and KRS 27A.440 – to issue an annual report. The report is to include statistics for all 120 counties on the outcome of felony arrests in these categories:

- Conviction percentages
- Percentages of fines, imprisonment or other penalty assessment
- Percentage of acquittals
- Percentage of dismissals
- Percentage of pleas as charges
- Percentage of pleas to reduce charges
- Percentage of disposition to guilty as charged by trial
- Percentage of those found guilty of lesser charge by trial
- Percentage of jury trials
- Percentage of bench trials
- The number of juvenile offenders tried as adults
- Shock probation by disposition type

For more information about the data provided in this report, please see the section titled Annual Report Documentation.

The statistics are derived from the AOC's CourtNet database and were accurate as of the date they were compiled for the report. Due to ongoing cases, the statistics will change. CourtNet is constantly updated with new information. To request current data for Fiscal Year 2024, please contact the Division of Research & Statistics at 800-928-2350.

In addition to the required data, this report contains information regarding the payment of fines, court costs, restitution and other court-ordered monetary penalties, as well as background information on the Kentucky court system.

About the Kentucky Court of Justice

You can find comprehensive information about the state court system on the [Kentucky Court of Justice website](#) and a description of the trial and appellate courts below.

There are four levels of Kentucky state courts. The two trial courts, Circuit Court and District Court, first hear the facts and issue judgments on those facts. Judicial circuits and districts vary in size and number of judges based on population and caseload.

The two appellate courts, the Supreme Court and Court of Appeals, may be asked to review the judgment of a lower court to see if a mistake was made. An appeals court generally cannot hear any new evidence and must rule on what was presented to the trial court. Citizens have the right to one appeal per lawsuit. Beyond this one appeal as a “matter of right,” further appeals are discretionary and the appellate court may refuse to review such cases.

District Court has limited jurisdiction and handles city and county ordinances, traffic offenses, non-contested probate matters, felony preliminary hearings and civil cases involving \$5,000 or less. Juvenile Court is a division of District Court and hears cases involving children under age 18 regarding guardianship, conservatorship, voluntary or involuntary commitment, child abuse and neglect, and domestic violence. Small Claims Court is also a division of District Court and is an informal, inexpensive means for people to file claims in disputes that involve \$2,500 or less. Appeals from District Court decisions are made to the local Circuit Court. District judges serve four-year terms.

Circuit Court is the court of general jurisdiction and can hear all types of cases unless the General Assembly has given exclusive jurisdiction of particular kinds of cases to another court to handle, such as District Court. Circuit Court hears civil matters involving more than \$5,000, capital offenses and felonies, divorces, adoptions, termination of parental rights, real property title disputes and contested probate matters. Circuit Court has the power to issue injunctions and writs of mandamus and prohibition to compel or prohibit acts, and to hear appeals from District Court and administrative agencies. Appeals from the Circuit Court are made to the Court of Appeals. Circuit judges serve eight-year terms.

Family Court is a division of Circuit Court. In counties that have a Family Court, the court has primary jurisdiction in cases involving families and children. Family Court hears cases involving dissolution of marriage; spousal support and equitable distribution; child support and visitation; paternity; adoption; domestic violence; dependency, neglect and abuse; termination of parental rights; and runaways and truancy. Appeals from Family Court are made to the Court of Appeals. Family Court judges serve eight-year terms.

The Kentucky Court of Appeals is the lower appellate court. With a few exceptions, most cases appealed from Circuit Court go to the Court of Appeals. The Court of Appeals also handles appeals of a Circuit Court decision on a District Court judgment. The case is not retried at the appeals level. Instead, the original trial record is reviewed, with attorneys presenting the legal issues to the Court of Appeals for a decision.

Fourteen judges, two elected from each of the seven appellate districts, serve for eight-year terms. Court of Appeals judges are divided into panels of three to review and decide cases, with the majority deciding the outcome. The panels do not sit permanently in one location but move around the state to hear appeals. The Court of Appeals occasionally publishes its rulings on cases, which means that those rulings become the governing case law for all future similar cases in Kentucky.

The Supreme Court of Kentucky is the state court of last resort and the final interpreter of Kentucky law. The Supreme Court may order a ruling or opinion to be published, which means the ruling becomes the case law governing all similar future cases in

Kentucky. Appeals involving the death penalty, life imprisonment or imprisonment for 20 years or more go directly from Circuit Court to the Supreme Court.

All other appeals must first be heard by the Court of Appeals, except those so exceptional that the Supreme Court will grant a request to bypass the Court of Appeals. Appeals from the Court of Appeals, except workers' compensation appeals, reach the Supreme Court only with the court's permission. The justices convene in Frankfort in most months to hear oral arguments.

Seven justices sit on the Supreme Court and all seven justices rule on appeals before the court. The justices are elected from seven Supreme Court districts and serve eight-year terms. A chief justice, chosen for a four-year term by his or her fellow justices, is the administrative head of the state court system and is responsible for its operation. In addition, the Supreme Court establishes rules of practice and procedure for all Kentucky judges and attorneys.

Clerks of Court

Appellate Court Clerks. The Supreme Court and Court of Appeals have clerks of court who are appointed to their positions and are responsible for the custody, control and storage of all appellate records.

Trial Court Clerks. At the trial court level, circuit court clerks are elected officials of the court and are responsible for the custody, control and safe storage of Circuit Court and District Court records. Circuit court clerks also receive lawsuits and court documents, are present during trials, schedule juries, receive fines and handle bond money. One circuit court clerk is elected in each of Kentucky's 120 counties. Circuit court clerks serve for a term of six years.

Administrative Office of the Courts

The AOC at 1001 Vandalay Drive in Frankfort, Ky., is the administrative arm of the state court system and supports the activities of nearly 3,300 court system employees and 413 elected justices, judges and circuit court clerks. The AOC is the fiscal agent for the court system and executes the Judicial Branch budget.

We hope that you find this report informative.

Table of Contents

Report: Statewide Totals of Monies Collected by Offices of Circuit Court Clerk - 1

Annual Report Documentation - 1

Report: Statewide Statistics

Conviction percentages – 1

Percentage of acquittals – 1

Percentage of dismissals – 1

Percentages of fines, imprisonment or other penalty assessment – 2

Percentage of pleas as charges – 2

Percentage of pleas to reduce charges – 2

Percentage of disposition to guilty as charged by trial – 3

Percentage of those found guilty of lesser charge by trial – 3

Percentage of jury trials – 3

Percentage of bench trials – 3

Shock probation by disposition type – 3

The number of juvenile offenders tried as adults – 4

Report: Statistics by County - 1-480

REPORT

Statewide Totals of Monies Collected by Offices of Circuit Court Clerk

**ADMINISTRATIVE OFFICE OF THE COURTS
MONIES COLLECTED BY CIRCUIT CLERKS OFFICE
STATEWIDE TOTALS**

FISCAL YEAR: 07/01/2023 TO 06/30/2024

<u>FEEOCODE DESCRIPTION</u>	<u>CASH RECEIPTS</u>
Drivers Licn	\$7,212.17
Charges for Services	\$4,357,893.40
Expungement Fees	\$299,388.00
Felony Expungement Fee	\$198,970.00
Restitution Fees	\$610,273.44
Bond Filing Fee	\$2,319,353.38
Bond 10% Fee	\$362,142.27
Bond Forfeitures	\$1,400,603.05
Fish & Game Fines	\$175,734.25
Highway Work Zone Safety Fines	\$46,478.00
Alcohol Intoxication Fines	\$72,328.29
Energy Recovery Road Fines	\$159.00
Criminal/Traffic Costs	\$26,117,729.38
Crm Cost/APPprogram	\$2,664.40
Crm/KSPIC Cost	\$518,498.13
Criminal/Traffic Fines	\$15,533,675.72
Handicap Fees	\$10,666.00
State Jail Fund	\$0.00
Crime Victims Fund	\$0.00
D.U.I Service Fees	\$732,557.88
DUI Fee GF	\$629,125.65
DUI Fee IIF	\$592,496.89
DUI Fee	\$3,567,236.70
S.C.H.I.R. Fees	\$0.00
T.B.I. Fees	\$0.00
Brady Bill Fees	\$0.00
Court Facilities Fees	\$4,210,098.32
Court Security Fees	\$0.00
Civil Filing Fees	\$17,438,183.63
Access to Justice Fees	\$2,707,019.83
P.A. Partial Fees	\$1,201,601.55
Public Advocate Admin Fees	\$0.00
Interest Income	\$1,811,068.53
Over/(Short)	\$38,383.20
Total State Money	\$84,961,541.06
Jury Fund	\$1,745,406.50
Witness Fund	\$68,764.65
Bail Bond	\$76,275,300.97
Alimony & Support	\$0.00
Rest & Gar	\$12,918,067.11
Condemnation	\$9,847,710.54
County Jail	\$0.00
Collect for Others	\$47,466,397.51

Library Fees ₂	\$521,175.14
Sheriff SS	\$0.00
Total Savings Bal	\$233,804,363.48
Spec Escrow	\$1,970,020.59
Total All Funds	\$235,774,384.07

ANNUAL REPORT DOCUMENTATION

FY 2024

The Administrative Office of the Courts shall issue an annual report beginning calendar year 1987 with sufficient detail as to be able to identify, on a county-by-county basis as well as statewide totals, for felony arrest.

AOC ANNUAL REPORT

CHARGES DISPOSED FY 2024 IN CIRCUIT CRIMINAL CASES STATEWIDE

September 24, 2024

By

Tammy Manley (*Data Analysis Specialist*)
Christopher Garrison (*Data Analysis Specialist*)
Lyn Guarnieri (*Research and Statistics Team Lead*)
Daniel Sturtevant (*Data Officer*)
Samuel Christopher (*Data Analyst*)

Statistics Overall Description

KRS 27A.460 requires the Administrative Office of the Courts to issue an annual report with information statewide and for each county on the outcome of felony arrests.¹ This report should include totals and percentages for convictions, acquittals and dismissals; percentages of fines, imprisonment, or other penalty assessment; percentages of any pleas as charges or to reduce charges; percentage of disposition to guilty as charged by trial, of those found guilty of lesser charge by trial, and the percentage of jury trials and bench trials and the number of juvenile offenders tried as an adult.² KRS 27A.440 requires information on shock probation to be included in the annual report.³

CourtNet, which provides a summary of cases statewide, was queried for charges disposed 7/1/2023 through 6/30/2024 in Circuit Court Criminal (CR) cases. This query included charges disposed by charge disposition type code, charges convicted by highest penalty type including plea information, cases by trial type, shock probation by disposition type, and charges disposed in youthful offender cases.

Felony Charges Convicted by the Highest Penalty Type

- Percentages of fines, imprisonment, or other penalty assessment *KRS 27A.460(2)*

Felony Charges by Disposition Type

- Conviction percentages *KRS 27A.460(1)*
- Percentage of acquittals *KRS 27A.460(3)*
- Percentage of dismissals *KRS 27A.460(4)*

¹ See KRS 27A.460 at <https://apps.legislature.ky.gov/law/statutes/statute.aspx?id=20967> Retrieved August 31, 2022.

² See KRS 635.020 <https://apps.legislature.ky.gov/law/statutes/statute.aspx?id=51300> and KRS 640.010 <https://apps.legislature.ky.gov/law/statutes/statute.aspx?id=51301> for further information on the process on youthful offenders. Retrieved August 31, 2022.

³ See KRS 27A.440 <https://apps.legislature.ky.gov/law/statutes/statute.aspx?id=20964> Retrieved August 31, 2022.

Statistics Overall Description

Cases by Trial Type

- Percentage of disposition to guilty as charged by trial *KRS 27A.460(7)*
- Percentage of those found guilty of lesser charge by trial *KRS 27A.460(8)*
- Percentage of jury trials *KRS 27A.460(9)*
- Percentage of bench trials *KRS 27A.460(10)*

Original and Final Plea Type

- Percentage of pleas as charges *KRS 27A.460(5)*
- Percentage of pleas to reduce charges *KRS 27A.460(6)*

Shock Probation by Disposition Type

- Extracted data on Shock Probation *KRS 27A.440(3)(b)*

UOR	KRS	DESC
0026090	439.265	SHOCK PROBATION IN FELONY CONVICTIONS
0026100	439.267	SHOCK PROBATION IN MISDEMEANOR CONVICTIONS
9096890	439.265	SHOCK PROBATION

Youthful Offenders

Circuit Criminal (CR) cases filed against minor defendants between the ages of 10 and 17 years old at the point of the earliest indicated charge date. The age of the defendant in a Circuit Criminal case is determined as of the filing date of the earliest charge in the case. The charge filing date is sometimes entered to reflect the filing of the original charge, but other times may be entered as the date of the indictment or data entry. As such, some minors may turn 18 before the indictment or data entry date for these charges, and any such minors are not captured in this data set. No other datapoints are available for the identification of youthful offender indictments.

Statistical Tables

This report repeats a sequence of four pages, starting with statewide information and then repeating for each county in alphabetical order. These pages include information on:

- Felony level offenses that have not been amended, felony level offenses that have been amended to felony, and misdemeanor level offenses amended up to a felony level, and
- Felony amended to Non-Felony - includes initial felony charges that were amended down.

This report excludes:

- Charge disposition type *No True Bill Returned by Grand Jury (NTB)*.
- Case Type Code: *Drug Court (Originating Disposition Diversion) (DCTD)*
- Amended charge disposition type codes: *Amended Down by Circuit Court (ACC), Amended Down (AD), Amended Down by Grand Jury (AGJ), Amended (AMEND), Amended Up (AU), Amended Up by Grand Jury (AUGJ)*
- Post-disposition charges, such as violation of parole, are excluded. Please see the attached Supplemental List of Excluded Offenses.

- Sealed Cases (*SE Case Type Code*). Charges having a charge disposition code of *Sealed Records (SR)* within non-sealed cases are not excluded.
-

Page 1 provides a cross-tabulation and a bar chart visualization. The cross-tabulation provides a count of charges grouped by *Felony* and *Felony amended to Non-Felony* and a distinct count of cases for the felony group. The horizontal bar chart provides felony level charges disposed within Circuit Criminal (CR) cases by charge disposition type category.

Page 2 The cross-tabulation located at the top of the page displays convicted charges, percent of charges and the distinct count of cases grouped by the highest sentence penalty for each of the convicted charges, (Guilty, Guilty – Multiple Counts, Pre-payable Citation – Paid, Guilty – Sealed Sentence or Enhanced), and sorted by charge level.

A sentence may have more than one penalty, this table reports the charge by the first penalty criterion satisfied in the hierarchy below:

- Incarcerated Prison
- Incarcerated Jail
- Alternative Home Incarceration
- Alternative Probation
- Alternative Conditionally Discharged
- Alternative Sentence
- Pay Fine
- Pay Court Cost
- Other Penalty
- No Sentence

The cross-tabulation located at the bottom of the page provides the count of charges and distinct count of cases with a Plea Type, grouped by *Felony and Felony amended to Non-Felony*, Plea Type, and Plea.

Page 3: The cross-tabulation located at the top of the page provides the count of charges and distinct count of cases having a trial type, grouped by *Felony Charges, Felony Convictions* and *Felony amended to Non-Felony*.

Count of Distinct Cases per Trial Type.

- A Case is counted as *Court Trial* if all charges within case were disposed by court trial.
- A Case is counted as *Jury Trial* if all charges within case were disposed by jury.
- A Case is counted in *Mixed Trial* type category if some charges were disposed by court, jury or no trial.
- A Case is counted in *No Trial* category if all charges within case had *No Trial* marked or were blank.

The cross-tabulation located at the bottom of the page provides the shock probation offenses by charge disposition type. When a *Motion for Shock Probation* is filed, a charge screen is added into the circuit criminal case with the appropriate UOR code (listed on page 2 of this methodology) for shock

probation. When a signed judgment or order is received, the added charge is then closed by completing the charge disposition date and charge disposition type.

Page 4: The cross-tabulation located at the top of the page provides the number of youthful offenders tried as adults *KRS 27A.460(11)* grouped by charge level (*Felony vs. Felony amended to Non-felony*).

The cross-tabulation located on the bottom of the page provides the offenses disposed within the youthful offender cases by charge disposition category.

Note: Circuit Criminal (CR) cases filed against minor defendants between the ages of 10 and 17 years old at the point of the earliest indicated charge date. The age of the defendant in a Circuit Criminal case is determined as of the filing date of the earliest charge in the case. The charge filing date is sometimes entered to reflect the filing of the original charge, but other times may be entered as the date of the indictment or data entry. As such, some minors may turn 18 before the indictment or data entry date for these charges, and any such minors are not captured in this data set. No other datapoints are available for the identification of youthful offender indictments.

Statistical Analysis Considerations:

- These statistics represent a snapshot in time as of the date the data was queried: 9/19/2024.
- The sentence information in this report represents only the sentence ordered for that charge and does not provide the overall punishment for the case or the individual.
- Sentence time entered represents the sentence ordered by the court. Subsequent modifications by the Department of Corrections to length of incarceration is not reflected in this report.
- A case may consist of one or multiple charges. The report’s count of cases represents a distinct count of case numbers, regardless of the number of charges within the case.
- Felony charges that were amended up from a lower level and then amended back below felony level are not represented in this report.
- Counts of cases do not necessarily represent counts of unique individuals.
- Charges consist of all original and amended charges within a case.

Data Variables

Database	Data Variable	Description
CourtNet	Circuit Criminal Case	A Circuit Court case initiated by grand jury indictment or by prosecutor's information including at least one felony charge as well as any other related charges. Felony Charges are punishable by incarceration greater than one year or by death.
	County	The county in which a case was filed.
	Fiscal Year (FY)	The fiscal year is July 1 through June 30. Fiscal years are associated with Charge Disposition Date and Max Class Charge Disposition Date in this report.
	Charge Disposition Date	The date on which a charge was disposed. Each charge within a case may have a separate disposition date.

	KRS	The Kentucky Revised Statute associated with a reporting requirement.
	UOR Code	A numeric label for a specific statute-based charge used in a Uniform Offense Report. The first six digits of a UOR Code are unique to each statutory offense. The seventh digit ranges from 0 through 6. A final "0" indicates that only the underlying statutory offense is charged. "1" indicates that an attempt has been charged. "2" shows a solicitation charge. "3" shows a conspiracy charge. "4" shows a facilitation charge. "5" shows a complicity charge. "6" shows that the underlying charge has been enhanced.
	Felony Charges	A count of cases having at least one felony-level charge.
	Felony Convictions	A count of cases having at least one felony-level charge with a disposition type of conviction (Guilty – G, Guilty Sealed Sentence - GSS, Guilty Multiple – GM, Prepayable – PRPD or Enhanced -ENH)
	Felony Amended down to non-Felony	A count of cases containing at least one Felony-level charge that had been amended down to a non-Felony-level charge.
	Original Plea	The original plea entered for a given charge, if any.
	Final Plea	The final plea entered for a given charge, if any.
	Trial Type	Indicates the type of trial by which the charge was disposed. <ul style="list-style-type: none"> • C – Court Trial • J – Jury Trial • N – No Trial
	Charge Level	Categorizes the charge(s)/offense(s) according to severity for the purposes of sentencing. The charge level is determined by the UOR’s ASCF code. Charge levels are reported as the following: <ul style="list-style-type: none"> • Felony – Felonies are the most serious types of crimes, punishable by prison sentences of greater than one year. • Misdemeanor – Misdemeanors are more serious than violations, punishable by up to a year in jail time. • Violation – Violations are the least serious type of crime, usually involving a citation with a penalty of a fine. However, possible other potential penalties may be involved. • Local Ordinance – Violation level offenses defined by county or city ordinance rather than statewide statute. • Other – offenses created for administrative purposes are listed as Other.
	Charge Class	The penalty class of a single charge. The penalty class indicates gradations of penalty severity within each Level defined by the period of imprisonment. <ul style="list-style-type: none"> • Class A Felony: 20 years or greater. All capital offenses are also Class A Felonies.

		<ul style="list-style-type: none"> • Class B Felony: Ten years or greater and less than 20 years. • Class C Felony: Five years or greater and less than ten years. • Class D Felony: One year or greater and less than five years. • Class A Misdemeanor: 90 Days or greater and less than one year. • Class B Misdemeanor: Less than 90 days. <p>The Class X is used to indicate any offense with unknown or ambiguous Class within the specified Level.</p> <p>In this report, any charge of a penalty level less than a felony is reported as Charge Class <i>Other</i>.</p>
	<p>Charge Disposition Category</p>	<p>Charge dispositions are grouped into the following categories:</p> <p>Acquitted</p> <ul style="list-style-type: none"> • ACQ: Acquitted • NG: Not Guilty <p>Amended</p> <ul style="list-style-type: none"> • ACC: Amended Down by Circuit Court • AD: Amended Down • AGJ: Amended Down by Grand Jury • AMEND: Amended • AU: Amended Up • AUGJ: Amended Up by Grand Jury <p>Convicted</p> <ul style="list-style-type: none"> • G: Guilty • GM: Guilty - Multiple Counts (deprecated prior to 3/30/2001) • GSS: Guilty - Sealed Sentence • PRPD: Prepaid <p>Dismissed</p> <ul style="list-style-type: none"> • CAD: Dismissal by Motion of Prosecutor • DD: Dismissed Diverted • DDP: Dismissed Deferred Prosecution (implemented 6/3/2011) • DEC: Deceased • DGJ: Dismissed After Present to Grand Jury • DIS: Dismissed • DWP: Dismissed with Prejudice (implemented 4/15/2020) • HNG: Hung Jury • INC: Incompetent to Stand Trial • MST: Mistrial • NGJ: No Action Taken by Grand Jury • NTB: No True Bill Returned by Grand Jury • PAR: Pardon - Prior to Adjudication Only

		<ul style="list-style-type: none"> • PRDIS: Pre-Payable Citation Dismissed • SAV: Set Aside/Voided • VAC: Vacated Judgment • VEFC: Vacated Expunged Felony Conviction (implemented 7/6/2016) • VSC: Void Sealed Conviction (implemented 6/3/2011) • WD - Withdrawn <p>Diverted</p> <ul style="list-style-type: none"> • DIV: Diversion • DP: Deferred Prosecution (implemented 6/3/2011) • PTD: Pretrial Diversion • TRFD: Drug Court Transfer <p>FTA/FTV/AP</p> <ul style="list-style-type: none"> • AP: Administrative Procedure • FTA: Failure to Appear • FTV: Fugitive <p>Others</p> <ul style="list-style-type: none"> • EXT: Extradition • GDJ: Grand Jury • IND: Indictment by Grand Jury / Information • MER: Merged • OTH: Other • REM: Remanded • Any disposition code inappropriate to adult criminal charges applied erroneously. <p>Excluded Dispositions: TRF: Transfer</p>
	Cases	A count of distinct cases based on the case number.
	Charges	A count of all charges within the reported cases.
	Youthful Offender Age in Years	The age of the juvenile on the earliest charge date entered for any charge within this case, calculated as the difference between the juvenile's birth date and the charge date rounded down to a whole number of years.
Sentencing Information	Incarcerated Jail	The total number of convictions in which the defendant was sentenced to a year or less in jail in which has remaining time amount of time after the subtraction of the following: probated/suspended time, conditionally discharged time, credit time served, and home incarceration time. Sentence screen with only the conditionally discharged time captured in the checkbox or memo field will not be included in the calculation.
	Incarcerated Prison	The total number of convictions in which the defendant was sentenced to a year or less in prison in which has remaining time amount of time after the subtraction of the following: probated/suspended time, conditionally discharged time, credit time served, and home incarceration time. Sentence screen with

		only the conditionally discharged time captured in the checkbox or memo field will not be included in the calculation.
	Sentenced Life / Death / 25 Years No Parole.	This is collected within checkboxes. This report provides only a count of charges which had a checkbox marked in the following order: <ul style="list-style-type: none"> • Death Sentence • Life Sentence • 25 Years No Parole
	Alternative Sentence	<p>When a person who has been convicted of an offense or who has entered a plea of guilty to an offense is not sentenced to imprisonment, the court may impose another sentence penalty including:</p> <p>Alternative Home Incarceration: The use of a monitoring device to facilitate the individual's ability to maintain gainful employment or to participate in programs approved as a condition of his or her incarceration, or both, using the person's home for purposes of confinement.</p> <p>Probation: The individual may be sentenced to a period of unsupervised or supervised probation, during which they are expected to comply with rules and requirements imposed by the court or by a probation officer. Probation may involve a condition of a short amount of incarceration (such as weekends in jail), confinement in a halfway house, or home detention.</p> <p>Conditionally Discharged: Sentence time may be conditionally discharged. The court may modify or alter the conditions if the defendant commits an additional offense or violates a condition, revoke the sentence at any time prior to the expiration or termination of the period of conditional discharge.</p> <p>Restitution: Money owed to a victim of an offense to compensate for damages caused by the defendant. Restitution may be ordered as part of a sentence, and in some types of cases, is mandatory (see KRS 532.032)</p> <p>Alcohol Drug Education (ADE): In addition to any other penalty prescribed, the court may sentence the person to attend an alcohol or substance abuse education or treatment program.</p> <p>Community Service: The court may order the individual to participate in unpaid work in local community instead of sentence time.</p> <p>State Traffic School (STS): A program offered by the Kentucky Transportation Cabinet for only those who have a Kentucky driver's</p>

		<p>license. Completing the State Traffic School program avoids points assessed on a driver's license and is a plea of guilt, to the charge.</p> <p>Pay Fine: A fine not totally suspended, probated, or conditionally discharged.</p> <p>Pay Court Cost: A court cost not totally suspended, probated, or conditionally discharged.</p> <p>Other Penalty: Sentence conditions which do not fall into any of the defined categories above.</p>
	No Sentence	The charge has been disposed as a conviction, however, sentence information has not either been given or entered.

Disclaimer Associated with KCOJ/AOC Database(s) and Element(s)

RESEARCH AND STATISTICS DISCLAIMER

Information received from KYCourts/CourtNet is subject to change(s), reprogramming, modification(s) of format and availability at the direction of the Administrative Office of the Courts (AOC), and may not at any particular moment reflect the true status of court cases due to ordinary limitation(s), delay(s) or error(s) in the system's operation. The KYCourts/CourtNet database is not a real-time system. All datasets are a snapshot of case data at the time a query is run. Case counts are not counts of individuals as some persons may have multiple cases.

The AOC disclaims any warranties as to the validity of the information obtained from KYCourts/CourtNet. The recipient is solely responsible for verifying information received from KYCourts/CourtNet through the cross-referencing of official court records. The AOC shall not be liable to the recipient, or to any third party using the system or information obtained therefrom, for any damages whatsoever arising out of the use of KYCourts/CourtNet.

RESEARCH AND STATISTICS UOR CODE DISCLAIMER

The Kentucky State Police (KSP) assigns the Kentucky Uniform Crime Reporting Codes (UOR Codes) to criminal offenses in the Commonwealth of Kentucky. The KSP official list of UOR Codes by KRS number and descriptor can be obtained at the KSP's website at www.kentuckystatepolice.org.

The AOC assigns and maintains codes that are used within the Court of Justice Case Management System for statistical and reporting purposes. These codes are used to identify local and city ordinances, as well as codes for general administrative purposes. The AOC official list of UOR Codes with KRS number and descriptor can be obtained at the Court of Justice Website at <https://kycourts.gov/AOC/Information-and-Technology/Analytics/Pages/default.aspx> reports. The AOC UOR Code Listing is for informational purposes only and the information is subject to change, reprogramming, modifications of format, and availability at the direction of the Administrative Office of the Courts (AOC).

A query for data based on specified charges will include each UOR code specified and possible supplemental codes. Supplemental codes (or "ASCF" codes) to any UOR code include: 1) attempt, 2) solicitation, 3) conspiracy, 4) facilitation, 5) complicity, and 6) enhancement. In total, UOR codes

contain seven digits. The first six digits are specific to that charge. The seventh digit indicates if there is a supplemental code. A "0" as the seventh digit means that is the primary UOR code and it does not have a supplemental code. If there are supplemental codes, the "0" will change to a 1, 2, 3, 4, 5, or 6 (the numbering corresponds to the list above). An enhancement does not exist on all UOR codes. When a supplemental code does not appear within a dataset, charge(s) did not occur during this period. The presence of "*obs" within the description of a UOR code indicates an obsolete UOR code. However, the code is still present within the KYCourts/CourtNet database and may still be utilized. Not every UOR code included in the query will have charges associated with it in each calendar year examined. Some cases may contain multiple charges; therefore, charge counts may exceed case counts. The number of cases cannot be inferred as the number of individuals as multiple cases may have the same defendant.

The AOC disclaims and makes no warranty, express or implied, nor assumes any legal liability or responsibility, for the validity, accuracy, correctness, or completeness of any information that is available and/or obtained through this listing. The recipient is solely responsible for verifying the accuracy of the information received from the official owner of the UOR Codes, the KSP. Furthermore, the AOC shall not be liable to the recipient, the recipient's heirs and assigns, next of kin or to any third party, for any and all claims, demands, losses or damages arising from the usage of this list and/or information contained therein.

**ADMINISTRATIVE OFFICE OF THE COURTS
Research and Statistics**

Supplemental List of Excluded Offenses

AOC Offense Group	Level	Long UOR	Description	Charge Level and class	
Added	Misdemeanor	0026600	*OBS* NON-PAYMENT OF FINES	Misdemeanor A	
		0602890	VIOLATION OF COURT ORDER	Misdemeanor A	
	Other	0011500	FAILURE TO APPEAR, CITATION FOR MISDEMEANOR	Other	
		0026010	MOTION FOR NEW TRIAL	Other	
		0026070	MOTION TO VACATE SENTENCE, SET ASIDE OR CORRECT SE	Other	
		0026080	RELIEF FROM JUDGEMENT OR ORDER/MISTAKE/INADVERTENC	Other	
		0026110	PAYMENT OF FEE BY RELEASED PERSONS (PROBATION, PAR	Other	
		0026480	CONTEMPT OF COURT	Other	
		0026590	PAROLE VIOLATION (FOR MISDEMEANOR OFFENSE)	Other	
		0026650	PAROLE VIOLATION (FOR TECHNICAL VIOLATION)	Other	
		0026680	PROBATION VIOLATION (FOR FELONY OFFENSE)	Other	
		0026800	PROBATION VIOLATION (FOR MISDEMEANOR OFFENSE)	Other	
		0026910	PROBATION VIOLATION (FOR TECHNICAL VIOLATION)	Other	
		0026930	CONTEMPT OF COURT BY WITNESS,JUROR OFFICER	Other	
		0930000	PAROLE VIOLATION	Other	
	0930010	PAROLE PRIVILEGES FOR MISDEMEANANTS-JUDGE DUTIES	Other		
	Violation	0026610	*OBS* DUI, ASSESSMENT OF FINES RESPONSE TO NONPAYMENT	Violation	
	Other	Felony	0492010	BAIL JUMPING - 1ST DEGREE	Felony D
		Misdemeanor	0011510	*OBS* VIOLATION OF CONDITION OF RELEASE	Misdemeanor A
			0011520	VIOLATION OF CONDITIONS OF RELEASE	Misdemeanor A
0026050			BAIL JUMPING-2ND DEGREE	Misdemeanor A	
Local Ordinance		9017190	*OBS* VIOLATION OF PROBATION	Local Ordinance	
		9026480	*OBS* CONTEMPT OF COURT	Local Ordinance	
		9093390	*OBS* CONTEMPT OF MILITARY COURT	Local Ordinance	
		9096860	*OBS* PAROLE PERSONS IN WORK HOUSE	Local Ordinance	
		9096870	*OBS* PAROLE PREV FOR MISDEMEANANTS	Local Ordinance	
		9096930	*OBS* ADMINISTRATION OF PROBATION	Local Ordinance	
		9096940	*OBS* PAROLE BOARD-MEMBERS QUALIFICATI	Local Ordinance	
		9096970	*OBS* PAROLE OF PERSONS CONFINED	Local Ordinance	
		9096990	*OBS* EFFECT OF PAROLE TIME ON SENTENC	Local Ordinance	
		9097000	*OBS* PAROLED PRISONER SUBJECT TO BOAR	Local Ordinance	
		9097010	*OBS* PAROLED PRISONER UNDER SUPERVISI	Local Ordinance	
		9097020	*OBS* RECOMMITMENT OF PAROLEE	Local Ordinance	

The view is broken down by AOC Offense Group, Level, Long UOR, Description and Charge Level and class.

**ADMINISTRATIVE OFFICE OF THE COURTS
Research and Statistics**

Supplemental List of Excluded Offenses

AOC Offense Group	Level	Long UOR	Description	Charge Level and class
Other	Local Ordinance	9097030	*OBS* FINAL DISCHARGE OF PAROLED PRISO	Local Ordinance
		9097100	*OBS* PAROLE VIOLATION	Local Ordinance
		9097110	*OBS* PAROLE VIOLATER:TIME	Local Ordinance
		9097140	*OBS* DUTIES OF PROBATION OFFICERS	Local Ordinance
		9097180	*OBS* PROBATED BY INFERIOR COURT	Local Ordinance
		9097870	*OBS* NO CONTEMPT FOR CRITISM OUT OF C	Local Ordinance
		9097880	*OBS* BOND FOR APPEARANCE CONTEMPT CHR	Local Ordinance
		9097890	*OBS* NO BAIL PERMITTED FOR CONTEMPT	Local Ordinance
		9097910	*OBS* EVIDENCE IN CONTEMPT TRIAL BY JU	Local Ordinance
		9098090	*OBS* PAROLE OF CERTAIN MISDEMEANANTS	Local Ordinance
		9099210	VIOL CONDITIONS OF RELEASE	Local Ordinance
		9990230	PROBATION VIOLATION **AOC**	Local Ordinance
		9990340	VIOLATION CONDITIONAL RELEASE MMM	Local Ordinance
		Other	9902400	NO RECORD EXISTS
	Violation	0027240	NON PAYMENT OF COURT COSTS, FEES OR FINES	Violation

The view is broken down by AOC Offense Group, Level, Long UOR, Description and Charge Level and class.

REPORT

Statewide Statistics

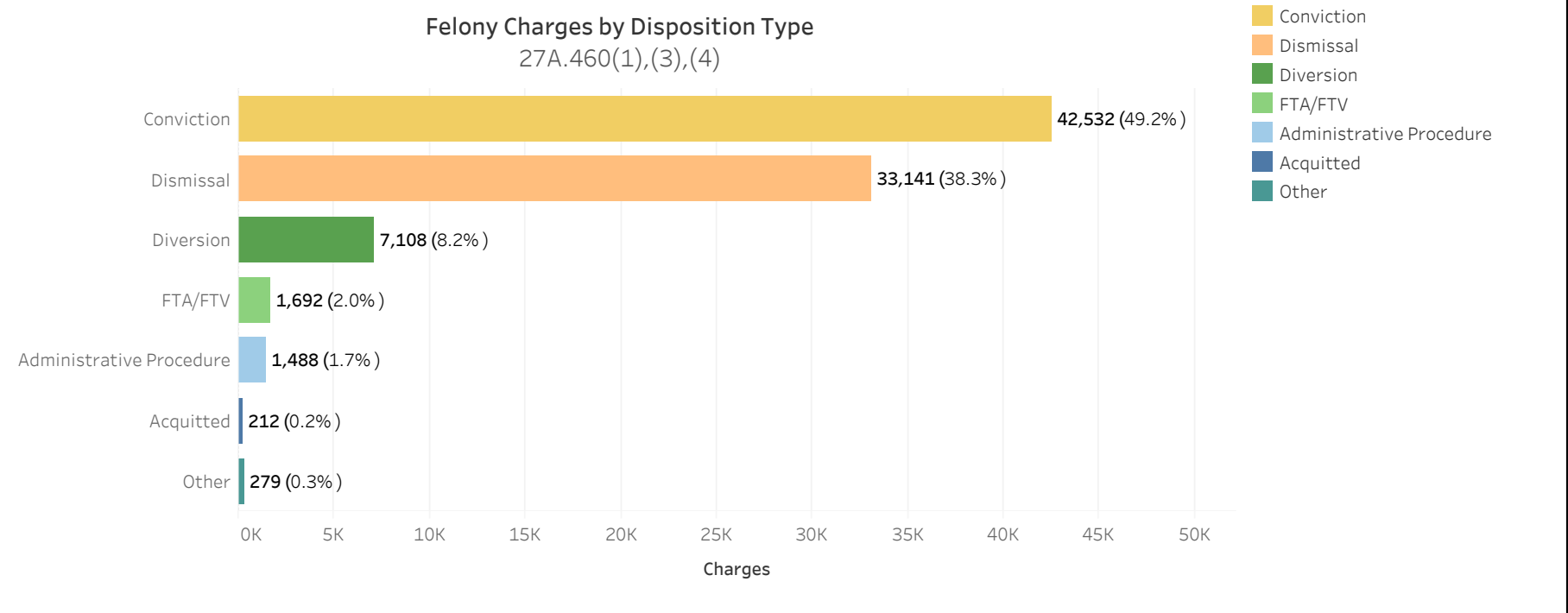


ADMINISTRATIVE OFFICE OF THE COURTS
Research and Statistics
 Annual Report FY 2024
 Circuit Court - Felony Criminal Cases
STATEWIDE

There were 86,452 Felony level charges and 3,959 Non-Felony level charges disposed within 44,918 Circuit Criminal cases during the Fiscal Year. Non-Felony charges include Misdemeanor, Violation, Local Ordinance or Other charges within those cases.

	Charges	Cases
Felony	86,452	44,918
Felony amended to Non-Felony	3,959	

Of those 86,452 Felony offenses, 42,532 (49.2%) were Convicted, 212 (0.2%) were Acquitted and 33,141 (38.3%) were Dismissed.



27A.460(1) Conviction Percentages

27A.460(3) Percentage of Acquittals

27A.460(4) Percentage of Dismissals

* A case may consist of one or multiple convicted charges, the distinct count of cases counts the case only once.

* Other Disposition types include: Denied, Extradition, Grand Jury, Granted, Merged, Mistrial, Grand Jury, Other, Remanded, and Sealed Records.

* See methodology notes for information on any cases or charges that may be excluded.



ADMINISTRATIVE OFFICE OF THE COURTS
Research and Statistics
 Annual Report FY 2024
 Circuit Court - Felony Criminal Cases
STATEWIDE

Charges Convicted by Highest Penalty Type

	FELONY			MISDEMEANOR			VIOLATION			LOCAL ORDINANCE			OTHER			Grand Total		
	Charges	% of Charges	Cases	Charges	% of Charges	Cases	Charges	% of Charges	Cases	Charges	% of Charges	Cases	Charges	% of Charges	Cases	Charges	% of Charges	Cases
Incarcerated Prison	17,218	41.3%	8,615	183	0.8%	145	4	0.2%	4	1	2.4%	1			17,406	25.3%	8,652	
Incarcerated Jail	4,977	11.9%	3,661	9,297	38.2%	5,345	58	2.2%	51	24	58.5%	15			14,356	20.9%	7,533	
Alternative: Home Incarceration	25	0.1%	20	28	0.1%	20									53	0.1%	40	
Alternative: Probation	17,859	42.9%	12,211	10,265	42.2%	5,964	39	1.5%	36	7	17.1%	7			28,170	41.0%	13,763	
Alternative: Cond. Discharged	340	0.8%	260	2,424	10.0%	1,511	8	0.3%	6				1	100.0%	1	2,773	4.0%	1,696
Alternative Sentence	236	0.6%	181	666	2.7%	571	287	10.9%	181	1	2.4%	1			1,190	1.7%	850	
Pay Fine	8	0.0%	8	385	1.6%	353	1,205	45.7%	766	2	4.9%	2			1,600	2.3%	1,056	
Pay Court Cost	292	0.7%	292	66	0.3%	66	30	1.1%	29	1	2.4%	1			389	0.6%	388	
Other Penalty	446	1.1%	314	838	3.4%	568	933	35.4%	503	4	9.8%	4			2,221	3.2%	1,259	
No Sentence	267	0.6%	197	173	0.7%	116	75	2.8%	42	1	2.4%	1			516	0.8%	315	
Grand Total	41,668	100.0%	24,856	24,325	100.0%	13,833	2,639	100.0%	1,586	41	100.0%	31	1	100.0%	1	68,674	100.0%	28,924

27A.460 (2) Percentages of fines, imprisonment, or other penalty assessment

Plea Type

Felony Charges	Original Plea	GUILTY	NOT GUILTY	UNKNOWN PLEA TYPE	Grand Total
		5,011 (5.8%)	35,706 (41.3%)	45,735 (52.9%)	86,452 (100.0%)
Final Plea	36,550 (42.3%)	4,180 (4.8%)	45,722 (52.9%)	86,452 (100.0%)	
Felony Amended Down to Non-Felony	Original Plea	7 (0.2%)	927 (23.4%)	3,025 (76.4%)	3,959 (100.0%)
Final Plea	295 (7.5%)	640 (16.2%)	3,024 (76.4%)	3,959 (100.0%)	

27A.460(5) Percentage of pleas as charges

27A.460(6) Percentage of pleas to reduce charges

- * A case may consist of one or multiple convicted charges, the distinct count of cases counts the case only once.
- * Other Disposition types include: Denied, Extradition, Grand Jury, Granted, Merged, Mistrial, Grand Jury, Other, Remanded, and Sealed Records.
- * See methodology notes for information on any cases or charges that may be excluded.



ADMINISTRATIVE OFFICE OF THE COURTS
Research and Statistics
 Annual Report FY 2024
 Circuit Court - Felony Criminal Cases
STATEWIDE

Cases can have multiple charges which are heard either by a Court Trial, Jury Trial, No Trial, or by a combination of trial types. Cases are categorized by how all the charges within the case were disposed. If all charges were disposed by the same trial type, it is counted in the separate category, otherwise, it is counted within the Mixed Trial category. If a charge had no trial type entered or it had No Trial, then it is counted in the No Trial category.

Cases by Trial Type
 27A.460(7), (8), (9), (10)

	Court Trial	Jury Trial	Mixed Trial	No Trial	Grand Total
Felony Amended to Non-Felony		6 0.19%	136 4.37%	2,971 95.44%	3,113 100.00%
Felony Convictions	3 0.01%	98 0.39%	1,821 7.32%	22,965 92.28%	24,887 100.00%
Felony Cases	4 0.01%	146 0.33%	2,152 4.79%	42,616 94.88%	44,918 100.00%

27A.460(7) Percentage of disposition to guilty as charged by trial
 27A.460(8) Percentage of those found guilty of lesser charge by trial
 27A.460(9) Percentage of cases where jury trial taken
 27A.460(10) Percentage of trials which are bench (court) trials

Shock Probation by Disposition Type
 27A.440(3)(b)

	Denied	Granted	Vacated	Withdrawn	Other	Grand Total
0026090 SHOCK PROBATION IN FELONY CONVICTIONS	3,817 (64.7%)	1,849 (31.3%)	55 (0.9%)	81 (1.4%)	58 (1.0%)	5,860 (99.3%)
0026100 SHOCK PROBATION IN MISDEMEANOR CONVICTIONS	21 (0.4%)	14 (0.2%)	1 (0.0%)			36 (0.6%)
9096890 SHOCK PROBATION	3 (0.1%)					3 (0.1%)
Grand Total	3,841 (65.1%)	1,863 (31.6%)	56 (0.9%)	81 (1.4%)	58 (1.0%)	5,899 (100.0%)

27A.440(3)(b) Extracted data on shock probation shall be placed in the annual report of the Administrative Office of the Courts

* A case may consist of one or multiple convicted charges, the distinct count of cases counts the case only once.
 * Other Disposition types include: Denied, Extradition, Grand Jury, Granted, Merged, Mistrial, Grand Jury, Other, Remanded, and Sealed Records.
 * See methodology notes for information on any cases or charges that may be excluded.



ADMINISTRATIVE OFFICE OF THE COURTS
Research and Statistics
 Annual Report FY 2024
 Circuit Court - Felony Criminal Cases
STATEWIDE

Youthful Offenders

There were 217 Felony level charges and 2 Non-Felony level charges disposed within 84 Circuit Criminal cases during the fiscal year. Non-Felony charges include Misdemeanor, Violation, Local Ordinance, or Other charges within those cases.

27A.460(11)

	Charges	Cases
Felony	217	84
Felony Amended to Non-Felony	2	0

27A.460 (11) The number of juvenile offenders tried as an adult.

Of the 217 Felony level charges disposed within the Youthful Offender cases, 133 (61.3%) charges were convicted.

Felony Charges by Disposition Type

	Conviction	Dismissal	Diversion	FTA/FTV	Grand Total
Charges	133	65	17	2	217

Note: A youth charged prior to their 18th birthday, proceeded against as a youthful offender under KRS 635.020(7) may not be included in the above.

KRS 635.020(7) If a person who is eighteen (18) or older is charged with a felony that occurred prior to their eighteenth birthday, the court shall, upon motion of the county attorney made prior to adjudication and in consultation with the Commonwealth's Attorney, the case may proceed in accordance with the provisions of KRS 640.010.

- * A case may consist of one or multiple convicted charges, the distinct count of cases counts the case only once.
- * Other Disposition types include: Denied, Extradition, Grand Jury, Granted, Merged, Mistrial, Grand Jury, Other, Remanded, and Sealed Records.
- * See methodology notes for information on any cases or charges that may be excluded.

REPORT

Statistics by County

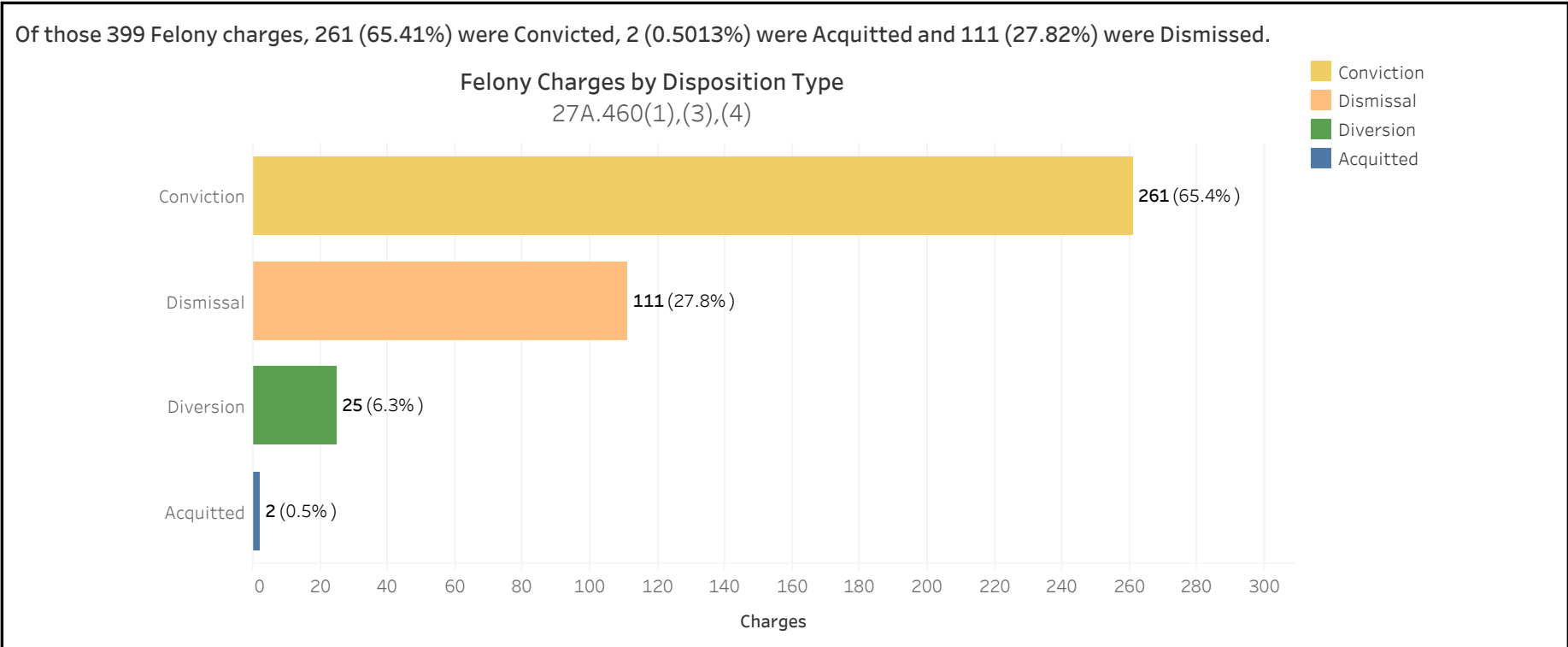


ADMINISTRATIVE OFFICE OF THE COURTS
Research and Statistics
 Annual Report FY 2024
 Circuit Court - Felony Criminal Cases

ADAIR COUNTY

There were 399 Felony level charges and 11 Non-Felony level charges disposed within 198 Circuit Criminal cases during the Fiscal Year. Non-Felony charges include Misdemeanor, Violation, Local Ordinance or Other charges within those cases.

		Charges	Cases
ADAIR	Felony	399	188
	Felony amended to Non-Felony	11	



27A.460(3) Percentage of Acquittals

27A.460(4) Percentage of Dismissals

* A case may consist of one or multiple convicted charges, the distinct count of cases counts the case only once.

* Other Disposition types include: Denied, Extradition, Grand Jury, Granted, Merged, Mistrial, Grand Jury, Other, Remanded, and Sealed Records.

* See methodology notes for information on any cases or charges that may be excluded.

* The increase in Dismissal Dispositions may be related to an increase in the number of charges Dismissed-Diverted during FY 2024, many of which were within cases filed in prior years.



ADMINISTRATIVE OFFICE OF THE COURTS
Research and Statistics
 Annual Report FY 2024
 Circuit Court - Felony Criminal Cases

ADAIR COUNTY

Felony Charges Convicted by Highest Penalty Type

Penalty Type	FELONY			MISDEMEANOR			OTHER			VIOLATION			Grand Total		
	Charges	% of Chgs	Cases	Charges	% of Chgs	Cases	Charges	% of Chgs	Cases	Charges	% of Chgs	Cases	Charges	% of Chgs	Cases
Incarcerated Prison	1,885	41.6%	595	22	1.0%	15				2	0.7%	2	1,909	27.7%	598
Incarcerated Jail	526	11.6%	267	736	35.1%	379				17	6.3%	12	1,279	18.5%	549
Alternative: Home Incarceration				4	0.2%	2							4	0.1%	2
Alternative: Probation	2,021	44.6%	905	721	34.4%	380				9	3.3%	7	2,751	39.9%	926
Alternative: Cond. Discharged	64	1.4%	46	551	26.3%	284	1	100.0%	1	3	1.1%	1	619	9.0%	320
Alternative Sentence	1	0.0%	1	8	0.4%	7				26	9.6%	21	35	0.5%	27
Pay Fine	2	0.0%	2	13	0.6%	10				156	57.6%	109	171	2.5%	113
Pay Court Cost	1	0.0%	1	1	0.0%	1				3	1.1%	3	5	0.1%	5
Other Penalty	15	0.3%	12	26	1.2%	16				54	19.9%	37	95	1.4%	59
No Sentence	20	0.4%	15	14	0.7%	9				1	0.4%	1	35	0.5%	18
Grand Total	4,535	100.0%	1,774	2,096	100.0%	1,081	1	100.0%	1	271	100.0%	188	6,903	100.0%	2,139

27A.460(2) Percentages of fines, imprisonment, or other penalty assessment

Original & Final Plea Type

		GUILTY	NOT GUILTY	UNKNOWN PLEA TYPE	Grand Total
Felony Charges	Original Plea	31 (7.8%)	336 (84.2%)	32 (8.0%)	399 (100.0%)
	Final Plea	268 (67.2%)	99 (24.8%)	32 (8.0%)	399 (100.0%)
Felony amended to Non-Felony	Original Plea		9 (81.8%)	2 (18.2%)	11 (100.0%)
	Final Plea		9 (81.8%)	2 (18.2%)	11 (100.0%)

27A.460(5) Percentage of pleas as charges

27A.460(6) Percentage of pleas to reduce charges

* A case may consist of one or multiple convicted charges, the distinct count of cases counts the case only once.

* Other Disposition types include: Denied, Extradition, Grand Jury, Granted, Merged, Mistrial, Grand Jury, Other, Remanded, and Sealed Records.

* See methodology notes for information on any cases or charges that may be excluded.



ADMINISTRATIVE OFFICE OF THE COURTS
Research and Statistics
 Annual Report FY 2024
 Circuit Court - Felony Criminal Cases

ADAIR COUNTY

Cases can have multiple charges which are heard either by a Court Trial, Jury Trial, No Trial, or by a combination of trial types. Cases are categorized by how all the charges within the case were disposed. If all charges were disposed by the same trial type, it is counted in the separate category, otherwise, it is counted within the Mixed Trial category. If a charge had no trial type entered or it had No Trial, then it is counted in the No Trial category.

Cases by Trial Type
 27A.460(7), (8), (9), (10)

	Jury Trial	No Trial	Grand Total
Felony Amended Down to Non-Felony		10 100.00%	10 100.00%
Felony Charges	2 1.06%	186 98.94%	188 100.00%
Felony Convictions	1 0.78%	128 99.22%	129 100.00%

- 27A.460(7) Percentage of disposition to guilty as charged by trial
- 27A.460(8) Percentage of those found guilty of lesser charge by trial
- 27A.460(9) Percentage of cases where jury trial taken
- 27A.460(10) Percentage of trials which are bench (court) trials

Shock Probation by Disposition Type
 27A.440(3)(b)

	Denied	Granted	Grand Total
0026090 SHOCK PROBATION IN FELONY CONVICTIONS	37 94.87%	2 5.13%	39 100.00%

27A.440(3)(b) Extracted data on shock probation shall be placed in the annual report of the Administrative Office of the Courts

* A case may consist of one or multiple convicted charges, the distinct count of cases counts the case only once.
 * Other Disposition types include: Denied, Extradition, Grand Jury, Granted, Merged, Mistrial, Grand Jury, Other, Remanded, and Sealed Records.
 * See methodology notes for information on any cases or charges that may be excluded.



ADMINISTRATIVE OFFICE OF THE COURTS
Research and Statistics
Annual Report FY 2024
Circuit Court - Felony Criminal Cases

ADAIR COUNTY

Youthful Offenders

There were 0 Felony level charges and 0 Non-Felony level charges disposed within 0 Circuit Criminal cases during the fiscal year. Non-Felony charges include Misdemeanor, Violation, Local Ordinance, or Other charges within those cases.

27A.460(11)

27A.460(11) The number of juvenile offenders tried as an adult

Of the 0 Felony level charges disposed within the Youthful Offender cases, 0 (None%) charges were convicted.

Youthful Offender

	Grand Total
Felony Charges by Disposition Type	0

Note: A youth charged prior to their 18th birthday, proceeded against as a youthful offender under KRS 635.020(7) may not be included in the above.

KRS 635.020(7) If a person who is eighteen (18) or older is charged with a felony that occurred prior to their eighteenth birthday, the court shall, upon motion of the county attorney made prior to adjudication and consultation with the Commonwealth's Attorney, the case may proceed in accordance with the provisions of KRS 640.010.

* A case may consist of one or multiple convicted charges, the distinct count of cases counts the case only once.

* Other Disposition types include: Denied, Extradition, Grand Jury, Granted, Merged, Mistrial, Grand Jury, Other, Remanded, and Sealed Records.

* See methodology notes for information on any cases or charges that may be excluded.

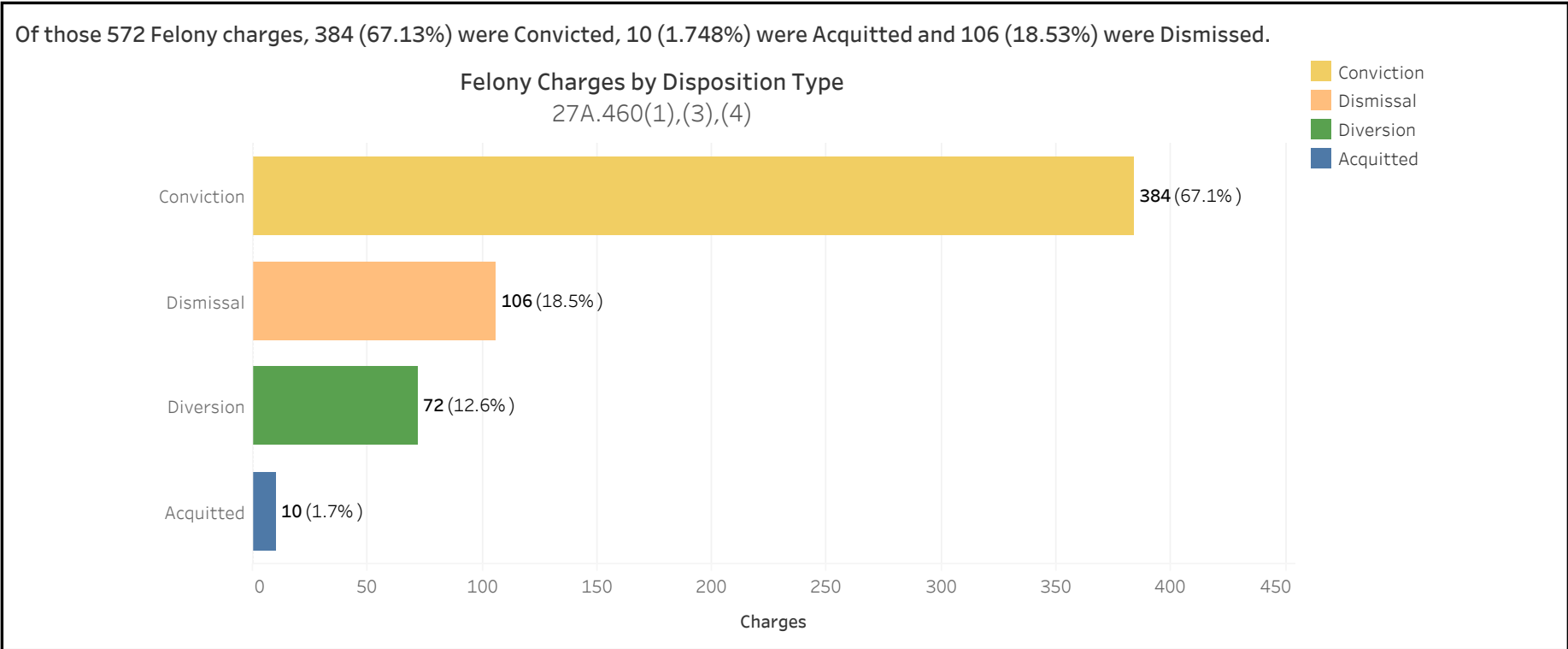


ADMINISTRATIVE OFFICE OF THE COURTS
Research and Statistics
 Annual Report FY 2024
 Circuit Court - Felony Criminal Cases

ALLEN COUNTY

There were 572 Felony level charges and 8 Non-Felony level charges disposed within 366 Circuit Criminal cases during the Fiscal Year. Non-Felony charges include Misdemeanor, Violation, Local Ordinance or Other charges within those cases.

		Charges	Cases
ALLEN	Felony	572	359
	Felony amended to Non-Felony	8	



27A.460(1) Conviction Percentages

27A.460(3) Percentage of Acquittals

27A.460(4) Percentage of Dismissals

* A case may consist of one or multiple convicted charges, the distinct count of cases counts the case only once.

* Other Disposition types include: Denied, Extradition, Grand Jury, Granted, Merged, Mistrial, Grand Jury, Other, Remanded, and Sealed Records.

* See methodology notes for information on any cases or charges that may be excluded.



ADMINISTRATIVE OFFICE OF THE COURTS
Research and Statistics
 Annual Report FY 2024
 Circuit Court - Felony Criminal Cases

ALLEN COUNTY

Felony Charges Convicted by Highest Penalty Type

Penalty Type	FELONY			MISDEMEANOR			OTHER			VIOLATION			Grand Total		
	Charges	% of Chgs	Cases	Charges	% of Chgs	Cases	Charges	% of Chgs	Cases	Charges	% of Chgs	Cases	Charges	% of Chgs	Cases
Incarcerated Prison	1,885	41.6%	595	22	1.0%	15				2	0.7%	2	1,909	27.7%	598
Incarcerated Jail	526	11.6%	267	736	35.1%	379				17	6.3%	12	1,279	18.5%	549
Alternative: Home Incarceration				4	0.2%	2							4	0.1%	2
Alternative: Probation	2,021	44.6%	905	721	34.4%	380				9	3.3%	7	2,751	39.9%	926
Alternative: Cond. Discharged	64	1.4%	46	551	26.3%	284	1	100.0%	1	3	1.1%	1	619	9.0%	320
Alternative Sentence	1	0.0%	1	8	0.4%	7				26	9.6%	21	35	0.5%	27
Pay Fine	2	0.0%	2	13	0.6%	10				156	57.6%	109	171	2.5%	113
Pay Court Cost	1	0.0%	1	1	0.0%	1				3	1.1%	3	5	0.1%	5
Other Penalty	15	0.3%	12	26	1.2%	16				54	19.9%	37	95	1.4%	59
No Sentence	20	0.4%	15	14	0.7%	9				1	0.4%	1	35	0.5%	18
Grand Total	4,535	100.0%	1,774	2,096	100.0%	1,081	1	100.0%	1	271	100.0%	188	6,903	100.0%	2,139

27A.460(2) Percentages of fines, imprisonment, or other penalty assessment

Original & Final Plea Type

		GUILTY	NOT GUILTY	UNKNOWN PLEA TYPE	Grand Total
Felony Charges	Original Plea		1 (0.2%)	571 (99.8%)	572 (100.0%)
	Final Plea	1 (0.2%)		571 (99.8%)	572 (100.0%)
Felony amended to Non-Felony	Original Plea			8 (100.0%)	8 (100.0%)
	Final Plea			8 (100.0%)	8 (100.0%)

27A.460(5) Percentage of pleas as charges

27A.460(6) Percentage of pleas to reduce charges

* A case may consist of one or multiple convicted charges, the distinct count of cases counts the case only once.

* Other Disposition types include: Denied, Extradition, Grand Jury, Granted, Merged, Mistrial, Grand Jury, Other, Remanded, and Sealed Records.

* See methodology notes for information on any cases or charges that may be excluded.



ADMINISTRATIVE OFFICE OF THE COURTS
Research and Statistics
 Annual Report FY 2024
 Circuit Court - Felony Criminal Cases

ALLEN COUNTY

Cases can have multiple charges which are heard either by a Court Trial, Jury Trial, No Trial, or by a combination of trial types. Cases are categorized by how all the charges within the case were disposed. If all charges were disposed by the same trial type, it is counted in the separate category, otherwise, it is counted within the Mixed Trial category. If a charge had no trial type entered or it had No Trial, then it is counted in the No Trial category.

Cases by Trial Type
 27A.460(7), (8), (9), (10)

	Jury Trial	Mixed Trial Typ..	No Trial	Grand Total
Felony Amended Down to Non-Felony			7	7
			100.00%	100.00%
Felony Charges	2	3	354	359
	0.56%	0.84%	98.61%	100.00%
Felony Convictions	1	2	241	244
	0.41%	0.82%	98.77%	100.00%

- 27A.460(7) Percentage of disposition to guilty as charged by trial
- 27A.460(8) Percentage of those found guilty of lesser charge by trial
- 27A.460(9) Percentage of cases where jury trial taken
- 27A.460(10) Percentage of trials which are bench (court) trials

Shock Probation by Disposition Type
 27A.440(3)(b)

	Granted	Grand Total
0026090 SHOCK PROBATION IN FELONY CONVICTIONS	22	22
	100.00%	100.00%

27A.440(3)(b) Extracted data on shock probation shall be placed in the annual report of the Administrative Office of the Courts

- * A case may consist of one or multiple convicted charges, the distinct count of cases counts the case only once.
- * Other Disposition types include: Denied, Extradition, Grand Jury, Granted, Merged, Mistrial, Grand Jury, Other, Remanded, and Sealed Records.
- * See methodology notes for information on any cases or charges that may be excluded.



ADMINISTRATIVE OFFICE OF THE COURTS
Research and Statistics
Annual Report FY 2024
Circuit Court - Felony Criminal Cases

ALLEN COUNTY

Youthful Offenders

There were 0 Felony level charges and 0 Non-Felony level charges disposed within 0 Circuit Criminal cases during the fiscal year. Non-Felony charges include Misdemeanor, Violation, Local Ordinance, or Other charges within those cases.

27A.460(11)

27A.460(11) The number of juvenile offenders tried as an adult

Of the 0 Felony level charges disposed within the Youthful Offender cases, 0 (None%) charges were convicted.

Youthful Offender

	Grand Total
Felony Charges by Disposition Type	0

Note: A youth charged prior to their 18th birthday, proceeded against as a youthful offender under KRS 635.020(7) may not be included in the above.

KRS 635.020(7) If a person who is eighteen (18) or older is charged with a felony that occurred prior to their eighteenth birthday, the court shall, upon motion of the county attorney made prior to adjudication and consultation with the Commonwealth's Attorney, the case may proceed in accordance with the provisions of KRS 640.010.

* A case may consist of one or multiple convicted charges, the distinct count of cases counts the case only once.

* Other Disposition types include: Denied, Extradition, Grand Jury, Granted, Merged, Mistrial, Grand Jury, Other, Remanded, and Sealed Records.

* See methodology notes for information on any cases or charges that may be excluded.

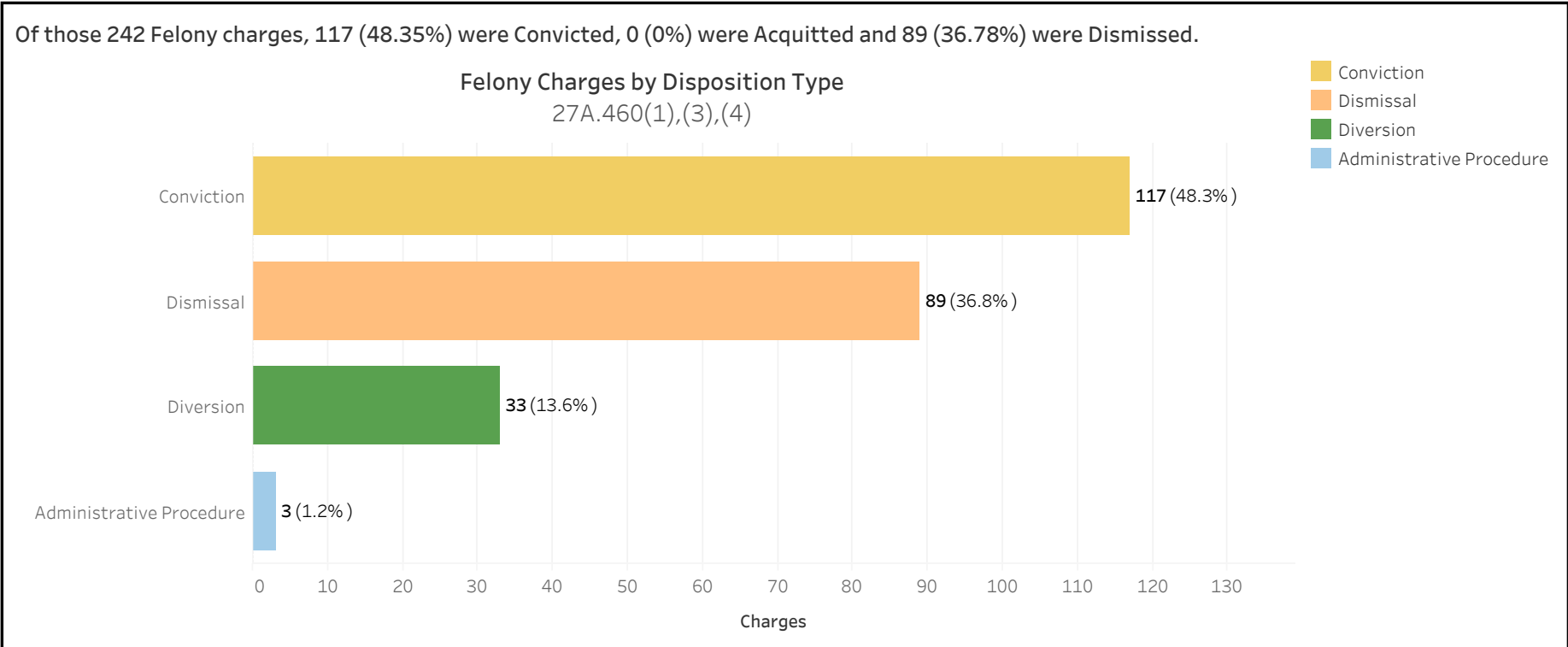


ADMINISTRATIVE OFFICE OF THE COURTS
Research and Statistics
 Annual Report FY 2024
 Circuit Court - Felony Criminal Cases

ANDERSON COUNTY

There were 242 Felony level charges and 12 Non-Felony level charges disposed within 136 Circuit Criminal cases during the Fiscal Year. Non-Felony charges include Misdemeanor, Violation, Local Ordinance or Other charges within those cases.

		Charges	Cases
ANDERSON	Felony	242	125
	Felony amended to Non-Felony	12	



27A.460(1) Conviction Percentages

27A.460(3) Percentage of Acquittals

27A.460(4) Percentage of Dismissals

* A case may consist of one or multiple convicted charges, the distinct count of cases counts the case only once.

* Other Disposition types include: Denied, Extradition, Grand Jury, Granted, Merged, Mistrial, Grand Jury, Other, Remanded, and Sealed Records.

* See methodology notes for information on any cases or charges that may be excluded.



ADMINISTRATIVE OFFICE OF THE COURTS
Research and Statistics
 Annual Report FY 2024
 Circuit Court - Felony Criminal Cases

ANDERSON COUNTY

Felony Charges Convicted by Highest Penalty Type

Penalty Type	FELONY			MISDEMEANOR			OTHER			VIOLATION			Grand Total		
	Charges	% of Chgs	Cases	Charges	% of Chgs	Cases	Charges	% of Chgs	Cases	Charges	% of Chgs	Cases	Charges	% of Chgs	Cases
Incarcerated Prison	1,885	41.6%	595	22	1.0%	15				2	0.7%	2	1,909	27.7%	598
Incarcerated Jail	526	11.6%	267	736	35.1%	379				17	6.3%	12	1,279	18.5%	549
Alternative: Home Incarceration				4	0.2%	2							4	0.1%	2
Alternative: Probation	2,021	44.6%	905	721	34.4%	380				9	3.3%	7	2,751	39.9%	926
Alternative: Cond. Discharged	64	1.4%	46	551	26.3%	284	1	100.0%	1	3	1.1%	1	619	9.0%	320
Alternative Sentence	1	0.0%	1	8	0.4%	7				26	9.6%	21	35	0.5%	27
Pay Fine	2	0.0%	2	13	0.6%	10				156	57.6%	109	171	2.5%	113
Pay Court Cost	1	0.0%	1	1	0.0%	1				3	1.1%	3	5	0.1%	5
Other Penalty	15	0.3%	12	26	1.2%	16				54	19.9%	37	95	1.4%	59
No Sentence	20	0.4%	15	14	0.7%	9				1	0.4%	1	35	0.5%	18
Grand Total	4,535	100.0%	1,774	2,096	100.0%	1,081	1	100.0%	1	271	100.0%	188	6,903	100.0%	2,139

27A.460(2) Percentages of fines, imprisonment, or other penalty assessment

Original & Final Plea Type

		GUILTY	NOT GUILTY	UNKNOWN PLEA TYPE	Grand Total
Felony Charges	Original Plea	32 (13.2%)	119 (49.2%)	91 (37.6%)	242 (100.0%)
	Final Plea	150 (62.0%)	1 (0.4%)	91 (37.6%)	242 (100.0%)
Felony amended to Non-Felony	Original Plea		12 (100.0%)		12 (100.0%)
	Final Plea		12 (100.0%)		12 (100.0%)

27A.460(5) Percentage of pleas as charges

27A.460(6) Percentage of pleas to reduce charges

* A case may consist of one or multiple convicted charges, the distinct count of cases counts the case only once.

* Other Disposition types include: Denied, Extradition, Grand Jury, Granted, Merged, Mistrial, Grand Jury, Other, Remanded, and Sealed Records.

* See methodology notes for information on any cases or charges that may be excluded.



ADMINISTRATIVE OFFICE OF THE COURTS
Research and Statistics
 Annual Report FY 2024
 Circuit Court - Felony Criminal Cases

ANDERSON COUNTY

Cases can have multiple charges which are heard either by a Court Trial, Jury Trial, No Trial, or by a combination of trial types. Cases are categorized by how all the charges within the case were disposed. If all charges were disposed by the same trial type, it is counted in the separate category, otherwise, it is counted within the Mixed Trial category. If a charge had no trial type entered or it had No Trial, then it is counted in the No Trial category.

Cases by Trial Type
 27A.460(7), (8), (9), (10)

	Jury Trial	Mixed Trial Typ..	No Trial	Grand Total
Felony Amended Down to Non-Felony			11	11
			100.00%	100.00%
Felony Charges	1	6	118	125
	0.80%	4.80%	94.40%	100.00%
Felony Convictions		6	58	64
		9.38%	90.62%	100.00%

- 27A.460(7) Percentage of disposition to guilty as charged by trial
- 27A.460(8) Percentage of those found guilty of lesser charge by trial
- 27A.460(9) Percentage of cases where jury trial taken
- 27A.460(10) Percentage of trials which are bench (court) trials

Shock Probation by Disposition Type
 27A.440(3)(b)

	Denied	Granted	Grand Total
0026090 SHOCK PROBATION IN FELONY CONVICTIONS	20	2	22
	90.91%	9.09%	100.00%

27A.440(3)(b) Extracted data on shock probation shall be placed in the annual report of the Administrative Office of the Courts

- * A case may consist of one or multiple convicted charges, the distinct count of cases counts the case only once.
- * Other Disposition types include: Denied, Extradition, Grand Jury, Granted, Merged, Mistrial, Grand Jury, Other, Remanded, and Sealed Records.
- * See methodology notes for information on any cases or charges that may be excluded.



ADMINISTRATIVE OFFICE OF THE COURTS
Research and Statistics
 Annual Report FY 2024
 Circuit Court - Felony Criminal Cases

ANDERSON COUNTY

Youthful Offenders

There were 0 Felony level charges and 0 Non-Felony level charges disposed within 0 Circuit Criminal cases during the fiscal year. Non-Felony charges include Misdemeanor, Violation, Local Ordinance, or Other charges within those cases.

27A.460(11)

27A.460(11) The number of juvenile offenders tried as an adult

Of the 0 Felony level charges disposed within the Youthful Offender cases, 0 (None%) charges were convicted.

Youthful Offender

Felony Charges by Disposition Type	0	Grand Total 0

Note: A youth charged prior to their 18th birthday, proceeded against as a youthful offender under KRS 635.020(7) may not be included in the above.

KRS 635.020(7) If a person who is eighteen (18) or older is charged with a felony that occurred prior to their eighteenth birthday, the court shall, upon motion of the county attorney made prior to adjudication and consultation with the Commonwealth's Attorney, the case may proceed in accordance with the provisions of KRS 640.010.

* A case may consist of one or multiple convicted charges, the distinct count of cases counts the case only once.

* Other Disposition types include: Denied, Extradition, Grand Jury, Granted, Merged, Mistrial, Grand Jury, Other, Remanded, and Sealed Records.

* See methodology notes for information on any cases or charges that may be excluded.

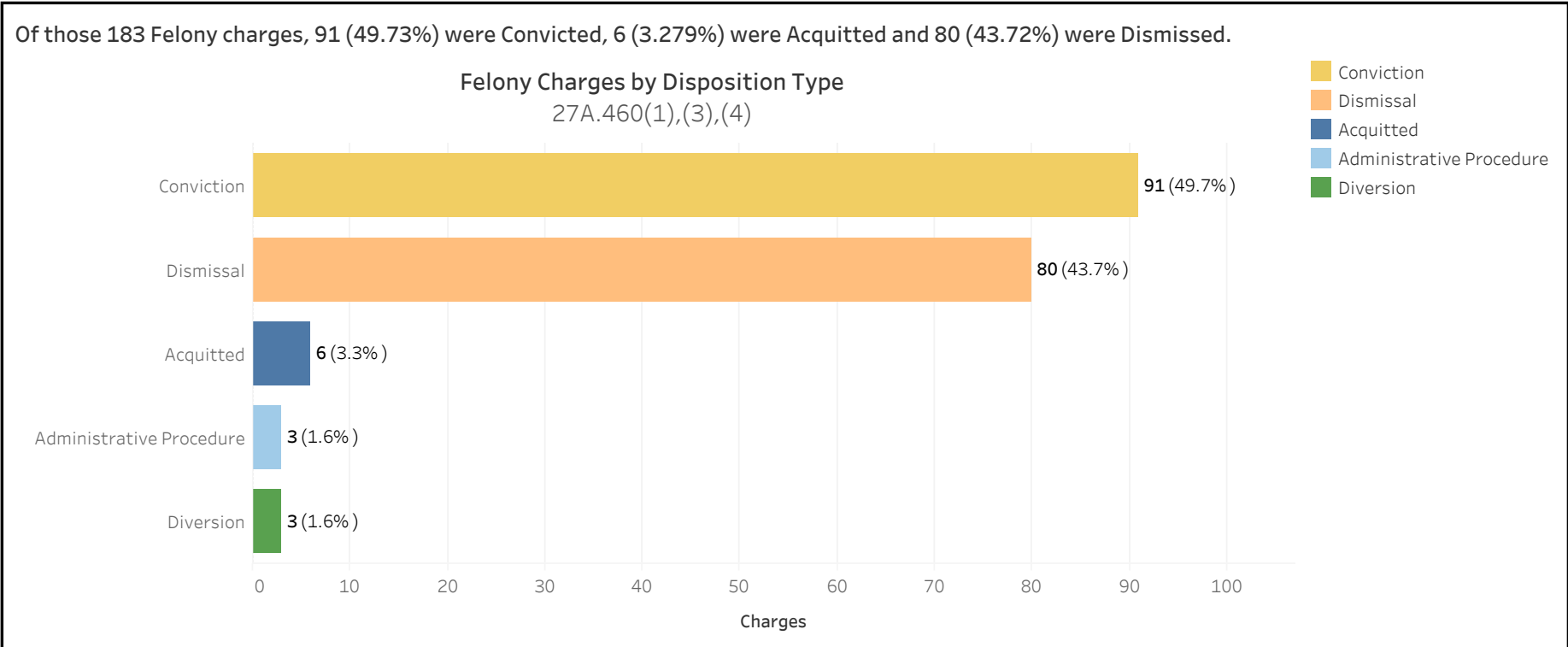


ADMINISTRATIVE OFFICE OF THE COURTS
Research and Statistics
 Annual Report FY 2024
 Circuit Court - Felony Criminal Cases

BALLARD COUNTY

There were 183 Felony level charges and 19 Non-Felony level charges disposed within 120 Circuit Criminal cases during the Fiscal Year. Non-Felony charges include Misdemeanor, Violation, Local Ordinance or Other charges within those cases.

		Charges	Cases
BALLARD	Felony	183	104
	Felony amended to Non-Felony	19	



27A.460(1) Conviction Percentages

27A.460(3) Percentage of Acquittals

27A.460(4) Percentage of Dismissals

* A case may consist of one or multiple convicted charges, the distinct count of cases counts the case only once.

* Other Disposition types include: Denied, Extradition, Grand Jury, Granted, Merged, Mistrial, Grand Jury, Other, Remanded, and Sealed Records.

* See methodology notes for information on any cases or charges that may be excluded.



ADMINISTRATIVE OFFICE OF THE COURTS
Research and Statistics
 Annual Report FY 2024
 Circuit Court - Felony Criminal Cases

BALLARD COUNTY

Felony Charges Convicted by Highest Penalty Type

Penalty Type	FELONY			MISDEMEANOR			OTHER			VIOLATION			Grand Total		
	Charges	% of Chgs	Cases	Charges	% of Chgs	Cases	Charges	% of Chgs	Cases	Charges	% of Chgs	Cases	Charges	% of Chgs	Cases
Incarcerated Prison	1,885	41.6%	595	22	1.0%	15				2	0.7%	2	1,909	27.7%	598
Incarcerated Jail	526	11.6%	267	736	35.1%	379				17	6.3%	12	1,279	18.5%	549
Alternative: Home Incarceration				4	0.2%	2							4	0.1%	2
Alternative: Probation	2,021	44.6%	905	721	34.4%	380				9	3.3%	7	2,751	39.9%	926
Alternative: Cond. Discharged	64	1.4%	46	551	26.3%	284	1	100.0%	1	3	1.1%	1	619	9.0%	320
Alternative Sentence	1	0.0%	1	8	0.4%	7				26	9.6%	21	35	0.5%	27
Pay Fine	2	0.0%	2	13	0.6%	10				156	57.6%	109	171	2.5%	113
Pay Court Cost	1	0.0%	1	1	0.0%	1				3	1.1%	3	5	0.1%	5
Other Penalty	15	0.3%	12	26	1.2%	16				54	19.9%	37	95	1.4%	59
No Sentence	20	0.4%	15	14	0.7%	9				1	0.4%	1	35	0.5%	18
Grand Total	4,535	100.0%	1,774	2,096	100.0%	1,081	1	100.0%	1	271	100.0%	188	6,903	100.0%	2,139

27A.460(2) Percentages of fines, imprisonment, or other penalty assessment

Original & Final Plea Type

		NOT GUILTY	UNKNOWN PLEA TYPE	Grand Total
Felony Charges	Original Plea	10 (5.5%)	173 (94.5%)	183 (100.0%)
	Final Plea	10 (5.5%)	173 (94.5%)	183 (100.0%)
Felony amended to Non-Felony	Original Plea	2 (10.5%)	17 (89.5%)	19 (100.0%)
	Final Plea	2 (10.5%)	17 (89.5%)	19 (100.0%)

27A.460(5) Percentage of pleas as charges

27A.460(6) Percentage of pleas to reduce charges

* A case may consist of one or multiple convicted charges, the distinct count of cases counts the case only once.

* Other Disposition types include: Denied, Extradition, Grand Jury, Granted, Merged, Mistrial, Grand Jury, Other, Remanded, and Sealed Records.

* See methodology notes for information on any cases or charges that may be excluded.



ADMINISTRATIVE OFFICE OF THE COURTS
Research and Statistics
 Annual Report FY 2024
 Circuit Court - Felony Criminal Cases

BALLARD COUNTY

Cases can have multiple charges which are heard either by a Court Trial, Jury Trial, No Trial, or by a combination of trial types. Cases are categorized by how all the charges within the case were disposed. If all charges were disposed by the same trial type, it is counted in the separate category, otherwise, it is counted within the Mixed Trial category. If a charge had no trial type entered or it had No Trial, then it is counted in the No Trial category.

Cases by Trial Type
 27A.460(7), (8), (9), (10)

	Jury Trial	Mixed Trial Typ..	No Trial	Grand Total
Felony Amended Down to Non-Felony		3 18.75%	13 81.25%	16 100.00%
Felony Charges	3 2.88%	9 8.65%	92 88.46%	104 100.00%
Felony Convictions	2 2.78%	5 6.94%	65 90.28%	72 100.00%

- 27A.460(7) Percentage of disposition to guilty as charged by trial
- 27A.460(8) Percentage of those found guilty of lesser charge by trial
- 27A.460(9) Percentage of cases where jury trial taken
- 27A.460(10) Percentage of trials which are bench (court) trials

Shock Probation by Disposition Type
 27A.440(3)(b)

	Denied	Granted	Withdrawn	Grand Total
0026090 SHOCK PROBATION IN FELONY CONVICTIONS	61 79.22%	13 16.88%	3 3.90%	77 100.00%
0026100 SHOCK PROBATION IN MISDEMEANOR CONVICTIONS		2 100.00%		2 100.00%

27A.440(3)(b) Extracted data on shock probation shall be placed in the annual report of the Administrative Office of the Courts

* A case may consist of one or multiple convicted charges, the distinct count of cases counts the case only once.
 * Other Disposition types include: Denied, Extradition, Grand Jury, Granted, Merged, Mistrial, Grand Jury, Other, Remanded, and Sealed Records.
 * See methodology notes for information on any cases or charges that may be excluded.



ADMINISTRATIVE OFFICE OF THE COURTS
Research and Statistics
Annual Report FY 2024
Circuit Court - Felony Criminal Cases

BALLARD COUNTY

Youthful Offenders

There were 0 Felony level charges and 0 Non-Felony level charges disposed within 0 Circuit Criminal cases during the fiscal year. Non-Felony charges include Misdemeanor, Violation, Local Ordinance, or Other charges within those cases.

27A.460(11)

27A.460(11) The number of juvenile offenders tried as an adult

Of the 0 Felony level charges disposed within the Youthful Offender cases, 0 (None%) charges were convicted.

Youthful Offender

	Grand Total
Felony Charges by Disposition Type	0

Note: A youth charged prior to their 18th birthday, proceeded against as a youthful offender under KRS 635.020(7) may not be included in the above.

KRS 635.020(7) If a person who is eighteen (18) or older is charged with a felony that occurred prior to their eighteenth birthday, the court shall, upon motion of the county attorney made prior to adjudication and consultation with the Commonwealth's Attorney, the case may proceed in accordance with the provisions of KRS 640.010.

* A case may consist of one or multiple convicted charges, the distinct count of cases counts the case only once.

* Other Disposition types include: Denied, Extradition, Grand Jury, Granted, Merged, Mistrial, Grand Jury, Other, Remanded, and Sealed Records.

* See methodology notes for information on any cases or charges that may be excluded.

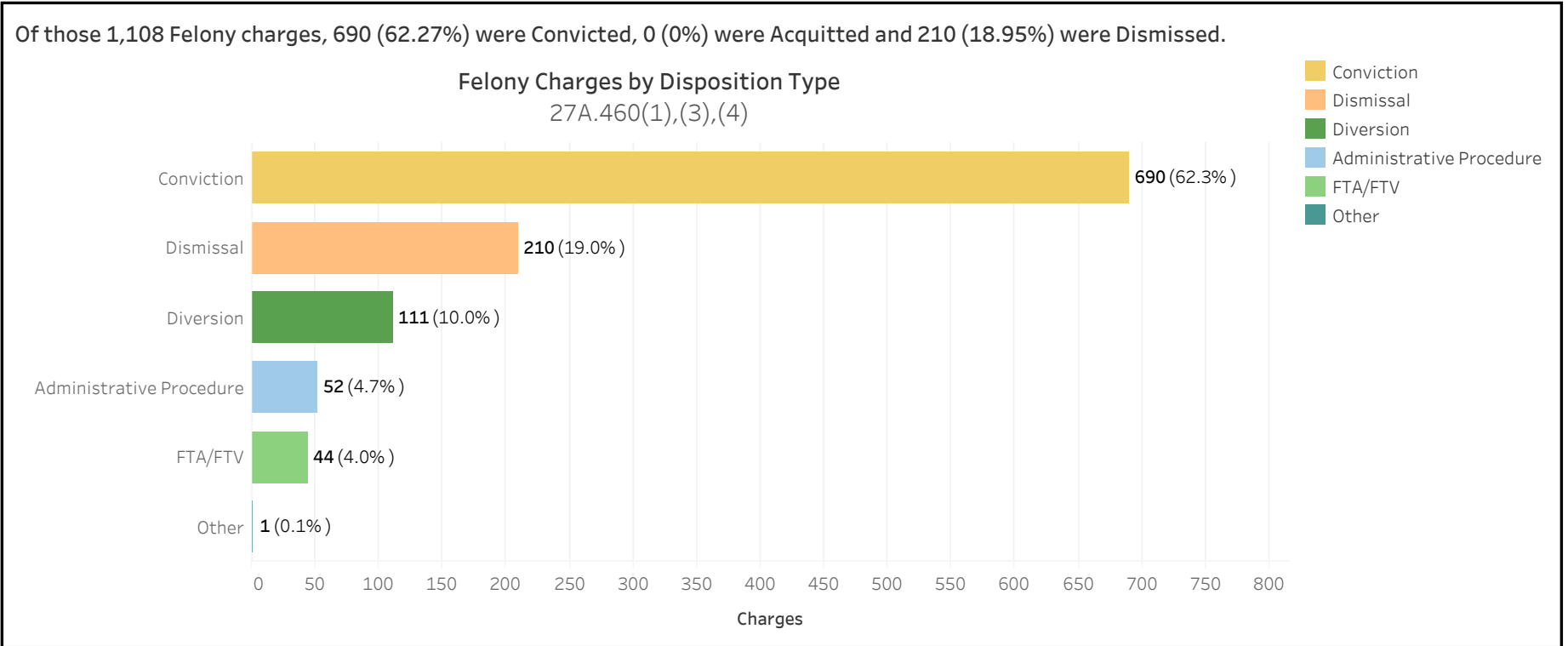


ADMINISTRATIVE OFFICE OF THE COURTS
Research and Statistics
 Annual Report FY 2024
 Circuit Court - Felony Criminal Cases

BARREN COUNTY

There were 1,108 Felony level charges and 38 Non-Felony level charges disposed within 667 Circuit Criminal cases during the Fiscal Year. Non-Felony charges include Misdemeanor, Violation, Local Ordinance or Other charges within those cases.

		Charges	Cases
BARREN	Felony	1,108	634
	Felony amended to Non-Felony	38	



27A.460(1) Conviction Percentages

27A.460(3) Percentage of Acquittals

27A.460(4) Percentage of Dismissals

* A case may consist of one or multiple convicted charges, the distinct count of cases counts the case only once.

* Other Disposition types include: Denied, Extradition, Grand Jury, Granted, Merged, Mistrial, Grand Jury, Other, Remanded, and Sealed Records.

* See methodology notes for information on any cases or charges that may be excluded.



ADMINISTRATIVE OFFICE OF THE COURTS
Research and Statistics
 Annual Report FY 2024
 Circuit Court - Felony Criminal Cases

BARREN COUNTY

Felony Charges Convicted by Highest Penalty Type

Penalty Type	FELONY			MISDEMEANOR			OTHER			VIOLATION			Grand Total		
	Charges	% of Chgs	Cases	Charges	% of Chgs	Cases	Charges	% of Chgs	Cases	Charges	% of Chgs	Cases	Charges	% of Chgs	Cases
Incarcerated Prison	1,885	41.6%	595	22	1.0%	15				2	0.7%	2	1,909	27.7%	598
Incarcerated Jail	526	11.6%	267	736	35.1%	379				17	6.3%	12	1,279	18.5%	549
Alternative: Home Incarceration				4	0.2%	2							4	0.1%	2
Alternative: Probation	2,021	44.6%	905	721	34.4%	380				9	3.3%	7	2,751	39.9%	926
Alternative: Cond. Discharged	64	1.4%	46	551	26.3%	284	1	100.0%	1	3	1.1%	1	619	9.0%	320
Alternative Sentence	1	0.0%	1	8	0.4%	7				26	9.6%	21	35	0.5%	27
Pay Fine	2	0.0%	2	13	0.6%	10				156	57.6%	109	171	2.5%	113
Pay Court Cost	1	0.0%	1	1	0.0%	1				3	1.1%	3	5	0.1%	5
Other Penalty	15	0.3%	12	26	1.2%	16				54	19.9%	37	95	1.4%	59
No Sentence	20	0.4%	15	14	0.7%	9				1	0.4%	1	35	0.5%	18
Grand Total	4,535	100.0%	1,774	2,096	100.0%	1,081	1	100.0%	1	271	100.0%	188	6,903	100.0%	2,139

27A.460(2) Percentages of fines, imprisonment, or other penalty assessment

Original & Final Plea Type

		GUILTY	NOT GUILTY	UNKNOWN PLEA TYPE	Grand Total
Felony Charges	Original Plea	670 (60.5%)	3 (0.3%)	435 (39.3%)	1,108 (100.0%)
	Final Plea	673 (60.7%)		435 (39.3%)	1,108 (100.0%)
Felony amended to Non-Felony	Original Plea	2 (5.3%)		36 (94.7%)	38 (100.0%)
	Final Plea	2 (5.3%)		36 (94.7%)	38 (100.0%)

27A.460(5) Percentage of pleas as charges

27A.460(6) Percentage of pleas to reduce charges

* A case may consist of one or multiple convicted charges, the distinct count of cases counts the case only once.

* Other Disposition types include: Denied, Extradition, Grand Jury, Granted, Merged, Mistrial, Grand Jury, Other, Remanded, and Sealed Records.

* See methodology notes for information on any cases or charges that may be excluded.



ADMINISTRATIVE OFFICE OF THE COURTS
Research and Statistics
 Annual Report FY 2024
 Circuit Court - Felony Criminal Cases

BARREN COUNTY

Cases can have multiple charges which are heard either by a Court Trial, Jury Trial, No Trial, or by a combination of trial types. Cases are categorized by how all the charges within the case were disposed. If all charges were disposed by the same trial type, it is counted in the separate category, otherwise, it is counted within the Mixed Trial category. If a charge had no trial type entered or it had No Trial, then it is counted in the No Trial category.

Cases by Trial Type
 27A.460(7), (8), (9), (10)

	Mixed Trial Typ..	No Trial	Grand Total
Felony Amended Down to Non-Felony		33 100.00%	33 100.00%
Felony Charges	2 0.32%	632 99.68%	634 100.00%
Felony Convictions	1 0.26%	391 99.74%	392 100.00%

- 27A.460(7) Percentage of disposition to guilty as charged by trial
- 27A.460(8) Percentage of those found guilty of lesser charge by trial
- 27A.460(9) Percentage of cases where jury trial taken
- 27A.460(10) Percentage of trials which are bench (court) trials

Shock Probation by Disposition Type
 27A.440(3)(b)

	Denied	Granted	Grand Total
0026090 SHOCK PROBATION IN FELONY CONVICTIONS	75 85.23%	13 14.77%	88 100.00%

27A.440(3)(b) Extracted data on shock probation shall be placed in the annual report of the Administrative Office of the Courts

- * A case may consist of one or multiple convicted charges, the distinct count of cases counts the case only once.
- * Other Disposition types include: Denied, Extradition, Grand Jury, Granted, Merged, Mistrial, Grand Jury, Other, Remanded, and Sealed Records.
- * See methodology notes for information on any cases or charges that may be excluded.



ADMINISTRATIVE OFFICE OF THE COURTS
Research and Statistics
Annual Report FY 2024
Circuit Court - Felony Criminal Cases

BARREN COUNTY

Youthful Offenders

There were 0 Felony level charges and 0 Non-Felony level charges disposed within 0 Circuit Criminal cases during the fiscal year. Non-Felony charges include Misdemeanor, Violation, Local Ordinance, or Other charges within those cases.

27A.460(11)

27A.460(11) The number of juvenile offenders tried as an adult

Of the 0 Felony level charges disposed within the Youthful Offender cases, 0 (None%) charges were convicted.

Youthful Offender

	Grand Total
Felony Charges by Disposition Type	0

Note: A youth charged prior to their 18th birthday, proceeded against as a youthful offender under KRS 635.020(7) may not be included in the above.

KRS 635.020(7) If a person who is eighteen (18) or older is charged with a felony that occurred prior to their eighteenth birthday, the court shall, upon motion of the county attorney made prior to adjudication and consultation with the Commonwealth's Attorney, the case may proceed in accordance with the provisions of KRS 640.010.

* A case may consist of one or multiple convicted charges, the distinct count of cases counts the case only once.

* Other Disposition types include: Denied, Extradition, Grand Jury, Granted, Merged, Mistrial, Grand Jury, Other, Remanded, and Sealed Records.

* See methodology notes for information on any cases or charges that may be excluded.

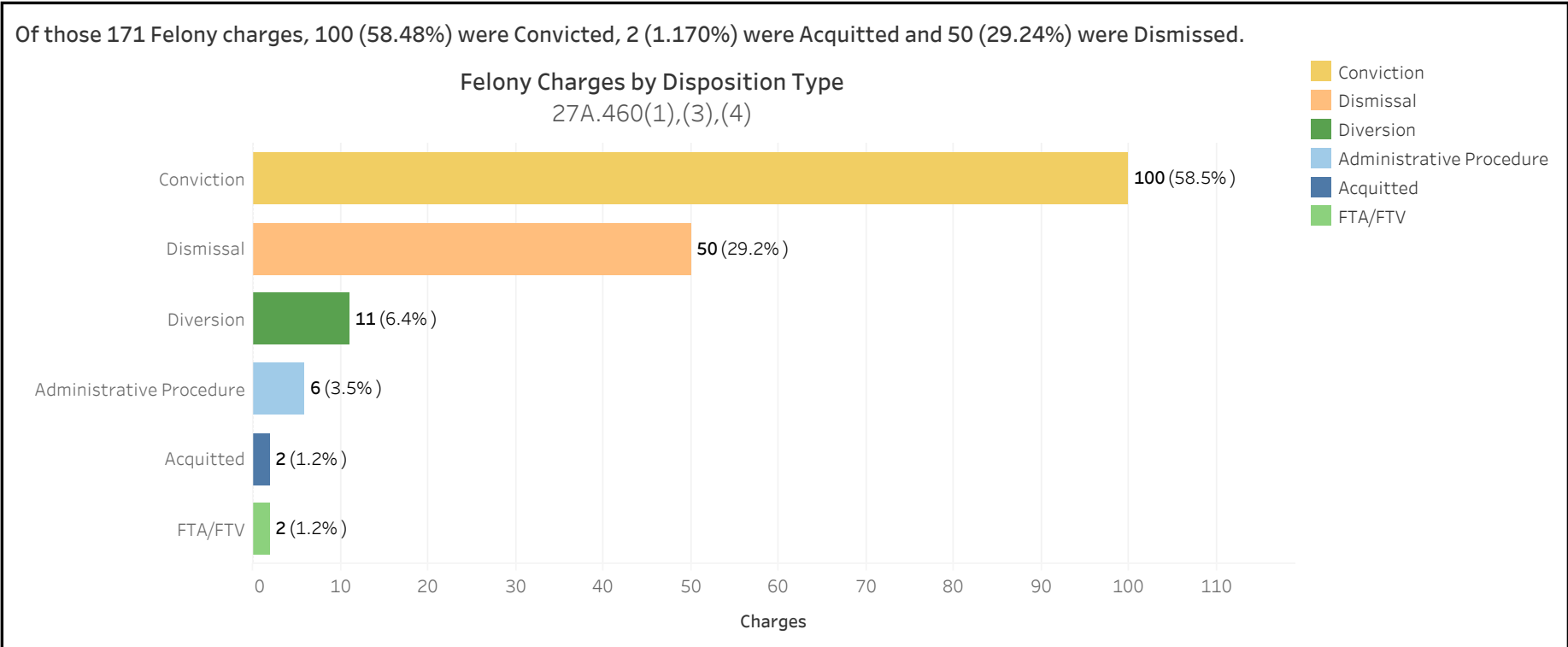


ADMINISTRATIVE OFFICE OF THE COURTS
Research and Statistics
 Annual Report FY 2024
 Circuit Court - Felony Criminal Cases

BATH COUNTY

There were 171 Felony level charges and 12 Non-Felony level charges disposed within 114 Circuit Criminal cases during the Fiscal Year. Non-Felony charges include Misdemeanor, Violation, Local Ordinance or Other charges within those cases.

		Charges	Cases
BATH	Felony	171	107
	Felony amended to Non-Felony	12	



27A.460(1) Conviction Percentages

27A.460(3) Percentage of Acquittals

27A.460(4) Percentage of Dismissals

* A case may consist of one or multiple convicted charges, the distinct count of cases counts the case only once.

* Other Disposition types include: Denied, Extradition, Grand Jury, Granted, Merged, Mistrial, Grand Jury, Other, Remanded, and Sealed Records.

* See methodology notes for information on any cases or charges that may be excluded.



ADMINISTRATIVE OFFICE OF THE COURTS
Research and Statistics
 Annual Report FY 2024
 Circuit Court - Felony Criminal Cases

BATH COUNTY

Felony Charges Convicted by Highest Penalty Type

Penalty Type	FELONY			MISDEMEANOR			OTHER			VIOLATION			Grand Total		
	Charges	% of Chgs	Cases	Charges	% of Chgs	Cases	Charges	% of Chgs	Cases	Charges	% of Chgs	Cases	Charges	% of Chgs	Cases
Incarcerated Prison	1,885	41.6%	595	22	1.0%	15				2	0.7%	2	1,909	27.7%	598
Incarcerated Jail	526	11.6%	267	736	35.1%	379				17	6.3%	12	1,279	18.5%	549
Alternative: Home Incarceration				4	0.2%	2							4	0.1%	2
Alternative: Probation	2,021	44.6%	905	721	34.4%	380				9	3.3%	7	2,751	39.9%	926
Alternative: Cond. Discharged	64	1.4%	46	551	26.3%	284	1	100.0%	1	3	1.1%	1	619	9.0%	320
Alternative Sentence	1	0.0%	1	8	0.4%	7				26	9.6%	21	35	0.5%	27
Pay Fine	2	0.0%	2	13	0.6%	10				156	57.6%	109	171	2.5%	113
Pay Court Cost	1	0.0%	1	1	0.0%	1				3	1.1%	3	5	0.1%	5
Other Penalty	15	0.3%	12	26	1.2%	16				54	19.9%	37	95	1.4%	59
No Sentence	20	0.4%	15	14	0.7%	9				1	0.4%	1	35	0.5%	18
Grand Total	4,535	100.0%	1,774	2,096	100.0%	1,081	1	100.0%	1	271	100.0%	188	6,903	100.0%	2,139

27A.460(2) Percentages of fines, imprisonment, or other penalty assessment

Original & Final Plea Type

		GUILTY	NOT GUILTY	UNKNOWN PLEA TYPE	Grand Total
Felony Charges	Original Plea	2 (1.2%)	16 (9.4%)	153 (89.5%)	171 (100.0%)
	Final Plea	15 (8.8%)	3 (1.8%)	153 (89.5%)	171 (100.0%)
Felony amended to Non-Felony	Original Plea			12 (100.0%)	12 (100.0%)
	Final Plea			12 (100.0%)	12 (100.0%)

27A.460(5) Percentage of pleas as charges

27A.460(6) Percentage of pleas to reduce charges

* A case may consist of one or multiple convicted charges, the distinct count of cases counts the case only once.

* Other Disposition types include: Denied, Extradition, Grand Jury, Granted, Merged, Mistrial, Grand Jury, Other, Remanded, and Sealed Records.

* See methodology notes for information on any cases or charges that may be excluded.



ADMINISTRATIVE OFFICE OF THE COURTS
Research and Statistics
 Annual Report FY 2024
 Circuit Court - Felony Criminal Cases

BATH COUNTY

Cases can have multiple charges which are heard either by a Court Trial, Jury Trial, No Trial, or by a combination of trial types. Cases are categorized by how all the charges within the case were disposed. If all charges were disposed by the same trial type, it is counted in the separate category, otherwise, it is counted within the Mixed Trial category. If a charge had no trial type entered or it had No Trial, then it is counted in the No Trial category.

Cases by Trial Type
 27A.460(7), (8), (9), (10)

	Jury Trial	Mixed Trial Typ..	No Trial	Grand Total
Felony Amended Down to Non-Felony			7	7
			100.00%	100.00%
Felony Charges	1	4	102	107
	0.93%	3.74%	95.33%	100.00%
Felony Convictions	1	3	62	66
	1.52%	4.55%	93.94%	100.00%

- 27A.460(7) Percentage of disposition to guilty as charged by trial
- 27A.460(8) Percentage of those found guilty of lesser charge by trial
- 27A.460(9) Percentage of cases where jury trial taken
- 27A.460(10) Percentage of trials which are bench (court) trials

Shock Probation by Disposition Type
 27A.440(3)(b)

	Denied	Granted	Grand Total
0026090 SHOCK PROBATION IN FELONY CONVICTIONS	6	2	8
	75.00%	25.00%	100.00%

27A.440(3)(b) Extracted data on shock probation shall be placed in the annual report of the Administrative Office of the Courts

* A case may consist of one or multiple convicted charges, the distinct count of cases counts the case only once.
 * Other Disposition types include: Denied, Extradition, Grand Jury, Granted, Merged, Mistrial, Grand Jury, Other, Remanded, and Sealed Records.
 * See methodology notes for information on any cases or charges that may be excluded.



ADMINISTRATIVE OFFICE OF THE COURTS
Research and Statistics
Annual Report FY 2024
Circuit Court - Felony Criminal Cases

BATH COUNTY

Youthful Offenders

There were 0 Felony level charges and 0 Non-Felony level charges disposed within 0 Circuit Criminal cases during the fiscal year. Non-Felony charges include Misdemeanor, Violation, Local Ordinance, or Other charges within those cases.

27A.460(11)

27A.460(11) The number of juvenile offenders tried as an adult

Of the 0 Felony level charges disposed within the Youthful Offender cases, 0 (None%) charges were convicted.

Youthful Offender

	Grand Total
Felony Charges by Disposition Type	0

Note: A youth charged prior to their 18th birthday, proceeded against as a youthful offender under KRS 635.020(7) may not be included in the above.

KRS 635.020(7) If a person who is eighteen (18) or older is charged with a felony that occurred prior to their eighteenth birthday, the court shall, upon motion of the county attorney made prior to adjudication and consultation with the Commonwealth's Attorney, the case may proceed in accordance with the provisions of KRS 640.010.

* A case may consist of one or multiple convicted charges, the distinct count of cases counts the case only once.

* Other Disposition types include: Denied, Extradition, Grand Jury, Granted, Merged, Mistrial, Grand Jury, Other, Remanded, and Sealed Records.

* See methodology notes for information on any cases or charges that may be excluded.

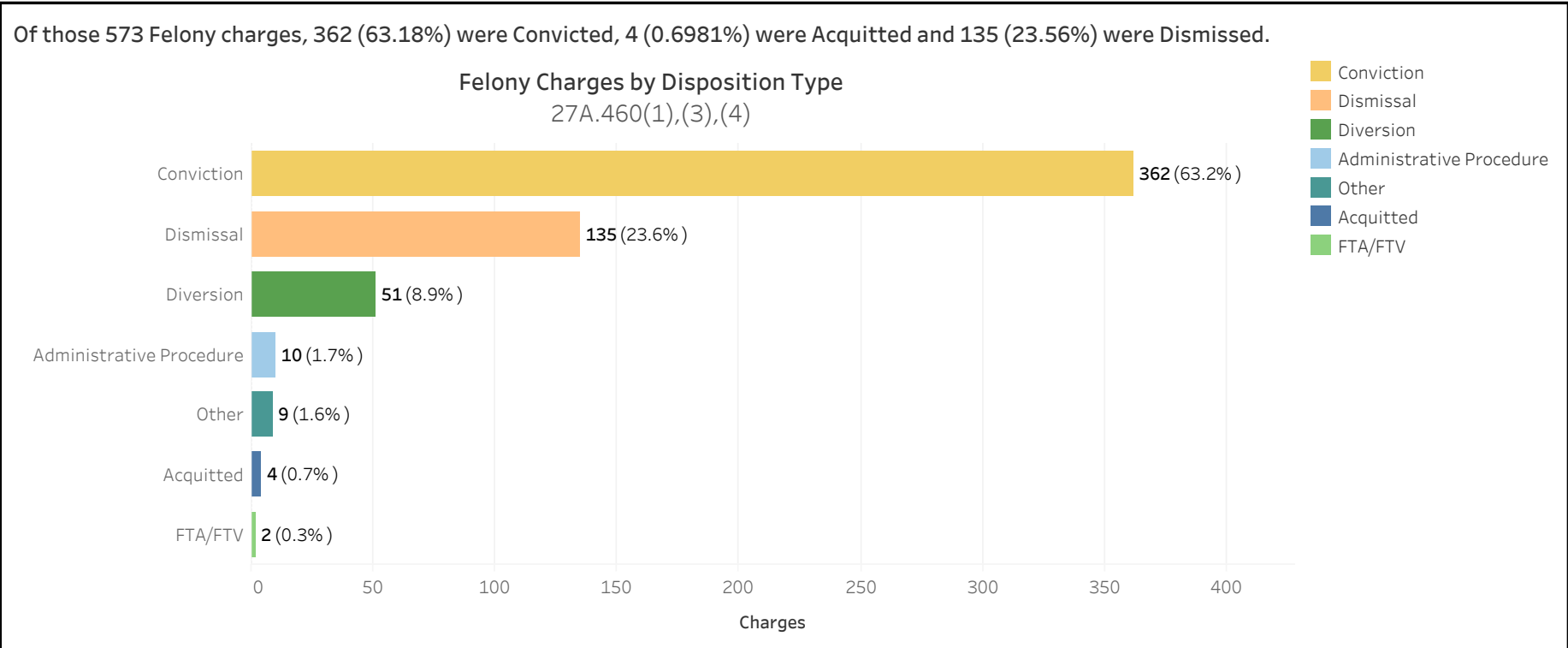


ADMINISTRATIVE OFFICE OF THE COURTS
Research and Statistics
 Annual Report FY 2024
 Circuit Court - Felony Criminal Cases

BELL COUNTY

There were 573 Felony level charges and 19 Non-Felony level charges disposed within 312 Circuit Criminal cases during the Fiscal Year. Non-Felony charges include Misdemeanor, Violation, Local Ordinance or Other charges within those cases.

		Charges	Cases
BELL	Felony	573	299
	Felony amended to Non-Felony	19	



27A.460(1) Conviction Percentages

27A.460(3) Percentage of Acquittals

27A.460(4) Percentage of Dismissals

* A case may consist of one or multiple convicted charges, the distinct count of cases counts the case only once.

* Other Disposition types include: Denied, Extradition, Grand Jury, Granted, Merged, Mistrial, Grand Jury, Other, Remanded, and Sealed Records.

* See methodology notes for information on any cases or charges that may be excluded.



ADMINISTRATIVE OFFICE OF THE COURTS
Research and Statistics
 Annual Report FY 2024
 Circuit Court - Felony Criminal Cases

BELL COUNTY

Felony Charges Convicted by Highest Penalty Type

Penalty Type	FELONY			MISDEMEANOR			OTHER			VIOLATION			Grand Total		
	Charges	% of Chgs	Cases	Charges	% of Chgs	Cases	Charges	% of Chgs	Cases	Charges	% of Chgs	Cases	Charges	% of Chgs	Cases
Incarcerated Prison	1,885	41.6%	595	22	1.0%	15				2	0.7%	2	1,909	27.7%	598
Incarcerated Jail	526	11.6%	267	736	35.1%	379				17	6.3%	12	1,279	18.5%	549
Alternative: Home Incarceration				4	0.2%	2							4	0.1%	2
Alternative: Probation	2,021	44.6%	905	721	34.4%	380				9	3.3%	7	2,751	39.9%	926
Alternative: Cond. Discharged	64	1.4%	46	551	26.3%	284	1	100.0%	1	3	1.1%	1	619	9.0%	320
Alternative Sentence	1	0.0%	1	8	0.4%	7				26	9.6%	21	35	0.5%	27
Pay Fine	2	0.0%	2	13	0.6%	10				156	57.6%	109	171	2.5%	113
Pay Court Cost	1	0.0%	1	1	0.0%	1				3	1.1%	3	5	0.1%	5
Other Penalty	15	0.3%	12	26	1.2%	16				54	19.9%	37	95	1.4%	59
No Sentence	20	0.4%	15	14	0.7%	9				1	0.4%	1	35	0.5%	18
Grand Total	4,535	100.0%	1,774	2,096	100.0%	1,081	1	100.0%	1	271	100.0%	188	6,903	100.0%	2,139

27A.460(2) Percentages of fines, imprisonment, or other penalty assessment

Original & Final Plea Type

		GUILTY	NOT GUILTY	UNKNOWN PLEA TYPE	Grand Total
Felony Charges	Original Plea	113 (19.7%)	413 (72.1%)	47 (8.2%)	573 (100.0%)
	Final Plea	374 (65.3%)	152 (26.5%)	47 (8.2%)	573 (100.0%)
Felony amended to Non-Felony	Original Plea		19 (100.0%)		19 (100.0%)
	Final Plea		19 (100.0%)		19 (100.0%)

27A.460(5) Percentage of pleas as charges

27A.460(6) Percentage of pleas to reduce charges

* A case may consist of one or multiple convicted charges, the distinct count of cases counts the case only once.

* Other Disposition types include: Denied, Extradition, Grand Jury, Granted, Merged, Mistrial, Grand Jury, Other, Remanded, and Sealed Records.

* See methodology notes for information on any cases or charges that may be excluded.



ADMINISTRATIVE OFFICE OF THE COURTS
Research and Statistics
 Annual Report FY 2024
 Circuit Court - Felony Criminal Cases

BELL COUNTY

Cases can have multiple charges which are heard either by a Court Trial, Jury Trial, No Trial, or by a combination of trial types. Cases are categorized by how all the charges within the case were disposed. If all charges were disposed by the same trial type, it is counted in the separate category, otherwise, it is counted within the Mixed Trial category. If a charge had no trial type entered or it had No Trial, then it is counted in the No Trial category.

Cases by Trial Type
 27A.460(7), (8), (9), (10)

	Jury Trial	Mixed Trial Typ..	No Trial	Grand Total
Felony Amended Down to Non-Felony			13	13
			100.00%	100.00%
Felony Charges	4	12	283	299
	1.34%	4.01%	94.65%	100.00%
Felony Convictions	3	10	205	218
	1.38%	4.59%	94.04%	100.00%

- 27A.460(7) Percentage of disposition to guilty as charged by trial
- 27A.460(8) Percentage of those found guilty of lesser charge by trial
- 27A.460(9) Percentage of cases where jury trial taken
- 27A.460(10) Percentage of trials which are bench (court) trials

Shock Probation by Disposition Type
 27A.440(3)(b)

	Denied	Granted	Grand Total
0026090 SHOCK PROBATION IN FELONY CONVICTIONS	44	5	49
	89.80%	10.20%	100.00%

27A.440(3)(b) Extracted data on shock probation shall be placed in the annual report of the Administrative Office of the Courts

- * A case may consist of one or multiple convicted charges, the distinct count of cases counts the case only once.
- * Other Disposition types include: Denied, Extradition, Grand Jury, Granted, Merged, Mistrial, Grand Jury, Other, Remanded, and Sealed Records.
- * See methodology notes for information on any cases or charges that may be excluded.



ADMINISTRATIVE OFFICE OF THE COURTS
Research and Statistics
 Annual Report FY 2024
 Circuit Court - Felony Criminal Cases

BELL COUNTY

Youthful Offenders

There were 0 Felony level charges and 0 Non-Felony level charges disposed within 0 Circuit Criminal cases during the fiscal year. Non-Felony charges include Misdemeanor, Violation, Local Ordinance, or Other charges within those cases.

27A.460(11)

27A.460(11) The number of juvenile offenders tried as an adult

Of the 0 Felony level charges disposed within the Youthful Offender cases, 0 (None%) charges were convicted.

Youthful Offender

Felony Charges by Disposition Type	0	Grand Total 0

Note: A youth charged prior to their 18th birthday, proceeded against as a youthful offender under KRS 635.020(7) may not be included in the above.

KRS 635.020(7) If a person who is eighteen (18) or older is charged with a felony that occurred prior to their eighteenth birthday, the court shall, upon motion of the county attorney made prior to adjudication and consultation with the Commonwealth's Attorney, the case may proceed in accordance with the provisions of KRS 640.010.

* A case may consist of one or multiple convicted charges, the distinct count of cases counts the case only once.

* Other Disposition types include: Denied, Extradition, Grand Jury, Granted, Merged, Mistrial, Grand Jury, Other, Remanded, and Sealed Records.

* See methodology notes for information on any cases or charges that may be excluded.

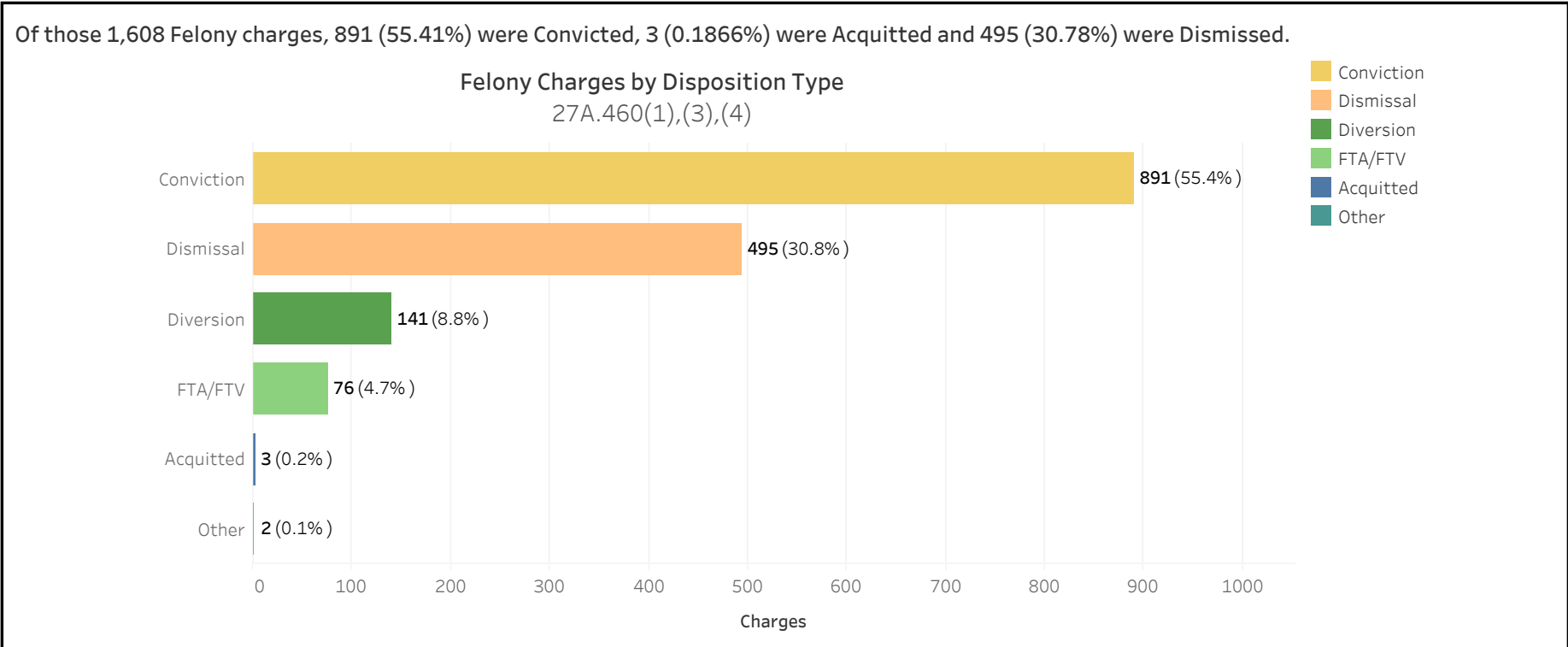


ADMINISTRATIVE OFFICE OF THE COURTS
Research and Statistics
 Annual Report FY 2024
 Circuit Court - Felony Criminal Cases

BOONE COUNTY

There were 1,608 Felony level charges and 110 Non-Felony level charges disposed within 1,132 Circuit Criminal cases during the Fiscal Year. Non-Felony charges include Misdemeanor, Violation, Local Ordinance or Other charges within those cases.

		Charges	Cases
BOONE	Felony	1,608	1,033
	Felony amended to Non-Felony	110	



27A.460(1) Conviction Percentages

27A.460(3) Percentage of Acquittals

27A.460(4) Percentage of Dismissals

* A case may consist of one or multiple convicted charges, the distinct count of cases counts the case only once.

* Other Disposition types include: Denied, Extradition, Grand Jury, Granted, Merged, Mistrial, Grand Jury, Other, Remanded, and Sealed Records.

* See methodology notes for information on any cases or charges that may be excluded.



ADMINISTRATIVE OFFICE OF THE COURTS
Research and Statistics
 Annual Report FY 2024
 Circuit Court - Felony Criminal Cases

BOONE COUNTY

Felony Charges Convicted by Highest Penalty Type

Penalty Type	FELONY			MISDEMEANOR			OTHER			VIOLATION			Grand Total		
	Charges	% of Chgs	Cases	Charges	% of Chgs	Cases	Charges	% of Chgs	Cases	Charges	% of Chgs	Cases	Charges	% of Chgs	Cases
Incarcerated Prison	1,885	41.6%	595	22	1.0%	15				2	0.7%	2	1,909	27.7%	598
Incarcerated Jail	526	11.6%	267	736	35.1%	379				17	6.3%	12	1,279	18.5%	549
Alternative: Home Incarceration				4	0.2%	2							4	0.1%	2
Alternative: Probation	2,021	44.6%	905	721	34.4%	380				9	3.3%	7	2,751	39.9%	926
Alternative: Cond. Discharged	64	1.4%	46	551	26.3%	284	1	100.0%	1	3	1.1%	1	619	9.0%	320
Alternative Sentence	1	0.0%	1	8	0.4%	7				26	9.6%	21	35	0.5%	27
Pay Fine	2	0.0%	2	13	0.6%	10				156	57.6%	109	171	2.5%	113
Pay Court Cost	1	0.0%	1	1	0.0%	1				3	1.1%	3	5	0.1%	5
Other Penalty	15	0.3%	12	26	1.2%	16				54	19.9%	37	95	1.4%	59
No Sentence	20	0.4%	15	14	0.7%	9				1	0.4%	1	35	0.5%	18
Grand Total	4,535	100.0%	1,774	2,096	100.0%	1,081	1	100.0%	1	271	100.0%	188	6,903	100.0%	2,139

27A.460(2) Percentages of fines, imprisonment, or other penalty assessment

Original & Final Plea Type

		GUILTY	NOT GUILTY	UNKNOWN PLEA TYPE	Grand Total
Felony Charges	Original Plea	1 (0.1%)	6 (0.4%)	1,601 (99.6%)	1,608 (100.0%)
	Final Plea	3 (0.2%)	4 (0.2%)	1,601 (99.6%)	1,608 (100.0%)
Felony amended to Non-Felony	Original Plea			110 (100.0%)	110 (100.0%)
	Final Plea			110 (100.0%)	110 (100.0%)

27A.460(5) Percentage of pleas as charges

27A.460(6) Percentage of pleas to reduce charges

* A case may consist of one or multiple convicted charges, the distinct count of cases counts the case only once.

* Other Disposition types include: Denied, Extradition, Grand Jury, Granted, Merged, Mistrial, Grand Jury, Other, Remanded, and Sealed Records.

* See methodology notes for information on any cases or charges that may be excluded.



ADMINISTRATIVE OFFICE OF THE COURTS
Research and Statistics
 Annual Report FY 2024
 Circuit Court - Felony Criminal Cases

BOONE COUNTY

Cases can have multiple charges which are heard either by a Court Trial, Jury Trial, No Trial, or by a combination of trial types. Cases are categorized by how all the charges within the case were disposed. If all charges were disposed by the same trial type, it is counted in the separate category, otherwise, it is counted within the Mixed Trial category. If a charge had no trial type entered or it had No Trial, then it is counted in the No Trial category.

Cases by Trial Type
 27A.460(7), (8), (9), (10)

	Court Trial	Jury Trial	Mixed Trial Typ..	No Trial	Grand Total
Felony Amended Down to Non-Felony				99	99
				100.00%	100.00%
Felony Charges	1 0.10%	2 0.19%	3 0.29%	1,027 99.42%	1,033 100.00%
Felony Convictions		2 0.34%	2 0.34%	593 99.33%	597 100.00%

- 27A.460(7) Percentage of disposition to guilty as charged by trial
- 27A.460(8) Percentage of those found guilty of lesser charge by trial
- 27A.460(9) Percentage of cases where jury trial taken
- 27A.460(10) Percentage of trials which are bench (court) trials

Shock Probation by Disposition Type
 27A.440(3)(b)

	Granted	Grand Total
0026100 SHOCK PROBATION IN MISDEMEANOR CONVICTIONS	1 100.00%	1 100.00%

27A.440(3)(b) Extracted data on shock probation shall be placed in the annual report of the Administrative Office of the Courts

- * A case may consist of one or multiple convicted charges, the distinct count of cases counts the case only once.
- * Other Disposition types include: Denied, Extradition, Grand Jury, Granted, Merged, Mistrial, Grand Jury, Other, Remanded, and Sealed Records.
- * See methodology notes for information on any cases or charges that may be excluded.



ADMINISTRATIVE OFFICE OF THE COURTS
Research and Statistics
Annual Report FY 2024
Circuit Court - Felony Criminal Cases

BOONE COUNTY

Youthful Offenders

There were 0 Felony level charges and 0 Non-Felony level charges disposed within 0 Circuit Criminal cases during the fiscal year. Non-Felony charges include Misdemeanor, Violation, Local Ordinance, or Other charges within those cases.

27A.460(11)

27A.460(11) The number of juvenile offenders tried as an adult

Of the 0 Felony level charges disposed within the Youthful Offender cases, 0 (None%) charges were convicted.

Youthful Offender

	Grand Total
Felony Charges by Disposition Type	0

Note: A youth charged prior to their 18th birthday, proceeded against as a youthful offender under KRS 635.020(7) may not be included in the above.

KRS 635.020(7) If a person who is eighteen (18) or older is charged with a felony that occurred prior to their eighteenth birthday, the court shall, upon motion of the county attorney made prior to adjudication and consultation with the Commonwealth's Attorney, the case may proceed in accordance with the provisions of KRS 640.010.

* A case may consist of one or multiple convicted charges, the distinct count of cases counts the case only once.

* Other Disposition types include: Denied, Extradition, Grand Jury, Granted, Merged, Mistrial, Grand Jury, Other, Remanded, and Sealed Records.

* See methodology notes for information on any cases or charges that may be excluded.

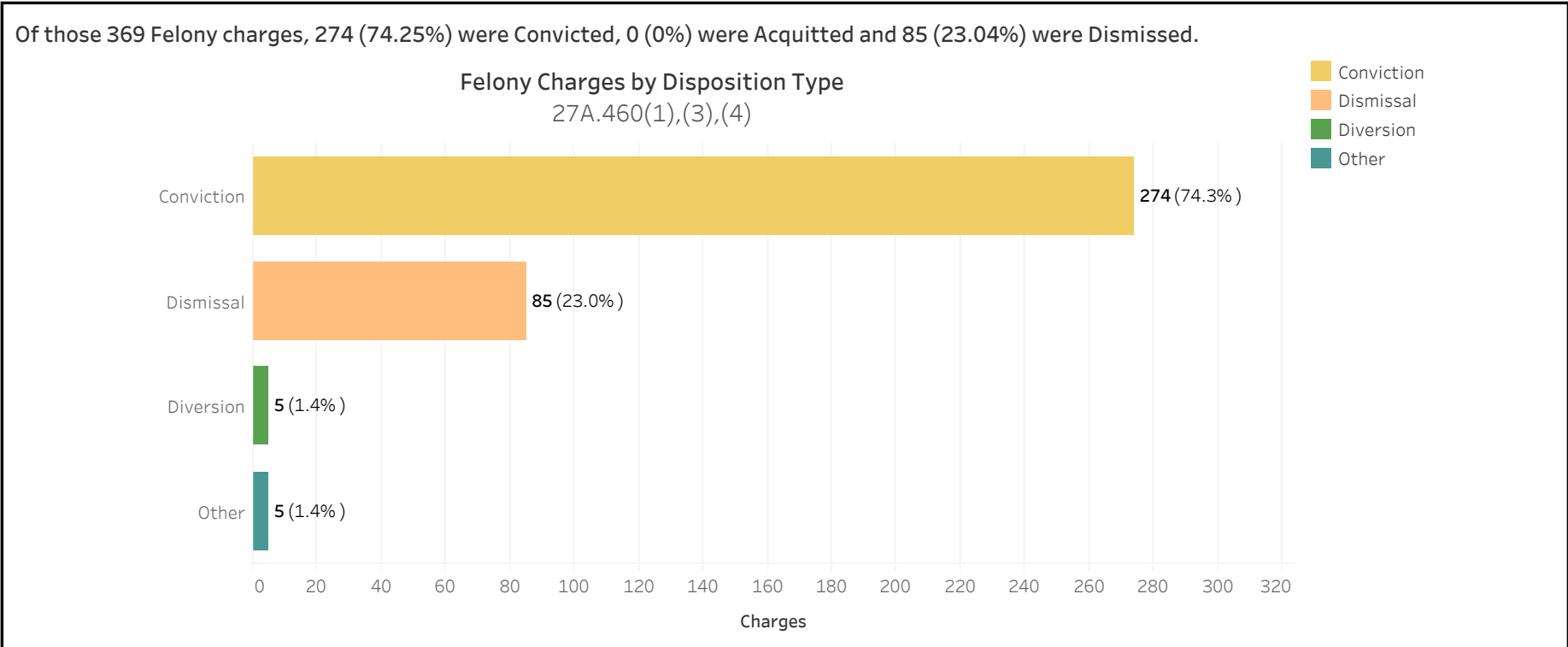


ADMINISTRATIVE OFFICE OF THE COURTS
Research and Statistics
 Annual Report FY 2024
 Circuit Court - Felony Criminal Cases

BOURBON COUNTY

There were 369 Felony level charges and 23 Non-Felony level charges disposed within 248 Circuit Criminal cases during the Fiscal Year. Non-Felony charges include Misdemeanor, Violation, Local Ordinance or Other charges within those cases.

		Charges	Cases
BOURBON	Felony	369	230
	Felony amended to Non-Felony	23	



27A.460(1) Conviction Percentages

27A.460(3) Percentage of Acquittals

27A.460(4) Percentage of Dismissals

* A case may consist of one or multiple convicted charges, the distinct count of cases counts the case only once.

* Other Disposition types include: Denied, Extradition, Grand Jury, Granted, Merged, Mistrial, Grand Jury, Other, Remanded, and Sealed Records.

* See methodology notes for information on any cases or charges that may be excluded.



ADMINISTRATIVE OFFICE OF THE COURTS
Research and Statistics
 Annual Report FY 2024
 Circuit Court - Felony Criminal Cases

BOURBON COUNTY

Felony Charges Convicted by Highest Penalty Type

Penalty Type	FELONY			MISDEMEANOR			OTHER			VIOLATION			Grand Total		
	Charges	% of Chgs	Cases	Charges	% of Chgs	Cases	Charges	% of Chgs	Cases	Charges	% of Chgs	Cases	Charges	% of Chgs	Cases
Incarcerated Prison	1,885	41.6%	595	22	1.0%	15				2	0.7%	2	1,909	27.7%	598
Incarcerated Jail	526	11.6%	267	736	35.1%	379				17	6.3%	12	1,279	18.5%	549
Alternative: Home Incarceration				4	0.2%	2							4	0.1%	2
Alternative: Probation	2,021	44.6%	905	721	34.4%	380				9	3.3%	7	2,751	39.9%	926
Alternative: Cond. Discharged	64	1.4%	46	551	26.3%	284	1	100.0%	1	3	1.1%	1	619	9.0%	320
Alternative Sentence	1	0.0%	1	8	0.4%	7				26	9.6%	21	35	0.5%	27
Pay Fine	2	0.0%	2	13	0.6%	10				156	57.6%	109	171	2.5%	113
Pay Court Cost	1	0.0%	1	1	0.0%	1				3	1.1%	3	5	0.1%	5
Other Penalty	15	0.3%	12	26	1.2%	16				54	19.9%	37	95	1.4%	59
No Sentence	20	0.4%	15	14	0.7%	9				1	0.4%	1	35	0.5%	18
Grand Total	4,535	100.0%	1,774	2,096	100.0%	1,081	1	100.0%	1	271	100.0%	188	6,903	100.0%	2,139

27A.460(2) Percentages of fines, imprisonment, or other penalty assessment

Original & Final Plea Type

		GUILTY	NOT GUILTY	UNKNOWN PLEA TYPE	Grand Total
Felony Charges	Original Plea	1 (0.3%)	276 (74.8%)	92 (24.9%)	369 (100.0%)
	Final Plea	260 (70.5%)	17 (4.6%)	92 (24.9%)	369 (100.0%)
Felony amended to Non-Felony	Original Plea		1 (4.3%)	22 (95.7%)	23 (100.0%)
	Final Plea		1 (4.3%)	22 (95.7%)	23 (100.0%)

27A.460(5) Percentage of pleas as charges

27A.460(6) Percentage of pleas to reduce charges

* A case may consist of one or multiple convicted charges, the distinct count of cases counts the case only once.

* Other Disposition types include: Denied, Extradition, Grand Jury, Granted, Merged, Mistrial, Grand Jury, Other, Remanded, and Sealed Records.

* See methodology notes for information on any cases or charges that may be excluded.



ADMINISTRATIVE OFFICE OF THE COURTS
Research and Statistics
 Annual Report FY 2024
 Circuit Court - Felony Criminal Cases

BOURBON COUNTY

Cases can have multiple charges which are heard either by a Court Trial, Jury Trial, No Trial, or by a combination of trial types. Cases are categorized by how all the charges within the case were disposed. If all charges were disposed by the same trial type, it is counted in the separate category, otherwise, it is counted within the Mixed Trial category. If a charge had no trial type entered or it had No Trial, then it is counted in the No Trial category.

Cases by Trial Type
 27A.460(7), (8), (9), (10)

	Mixed Trial Typ..	No Trial	Grand Total
Felony Amended Down to Non-Felony	2 11.11%	16 88.89%	18 100.00%
Felony Charges	44 19.13%	186 80.87%	230 100.00%
Felony Convictions	42 22.83%	142 77.17%	184 100.00%

- 27A.460(7) Percentage of disposition to guilty as charged by trial
- 27A.460(8) Percentage of those found guilty of lesser charge by trial
- 27A.460(9) Percentage of cases where jury trial taken
- 27A.460(10) Percentage of trials which are bench (court) trials

Shock Probation by Disposition Type
 27A.440(3)(b)

	Grand Total
0	0

27A.440(3)(b) Extracted data on shock probation shall be placed in the annual report of the Administrative Office of the Courts

* A case may consist of one or multiple convicted charges, the distinct count of cases counts the case only once.
 * Other Disposition types include: Denied, Extradition, Grand Jury, Granted, Merged, Mistrial, Grand Jury, Other, Remanded, and Sealed Records.
 * See methodology notes for information on any cases or charges that may be excluded.



ADMINISTRATIVE OFFICE OF THE COURTS
Research and Statistics
Annual Report FY 2024
Circuit Court - Felony Criminal Cases

BOURBON COUNTY

Youthful Offenders

There were 0 Felony level charges and 0 Non-Felony level charges disposed within 0 Circuit Criminal cases during the fiscal year. Non-Felony charges include Misdemeanor, Violation, Local Ordinance, or Other charges within those cases.

27A.460(11)

27A.460(11) The number of juvenile offenders tried as an adult

Of the 0 Felony level charges disposed within the Youthful Offender cases, 0 (None%) charges were convicted.

Youthful Offender

	Grand Total
Felony Charges by Disposition Type	0

Note: A youth charged prior to their 18th birthday, proceeded against as a youthful offender under KRS 635.020(7) may not be included in the above.

KRS 635.020(7) If a person who is eighteen (18) or older is charged with a felony that occurred prior to their eighteenth birthday, the court shall, upon motion of the county attorney made prior to adjudication and consultation with the Commonwealth's Attorney, the case may proceed in accordance with the provisions of KRS 640.010.

* A case may consist of one or multiple convicted charges, the distinct count of cases counts the case only once.

* Other Disposition types include: Denied, Extradition, Grand Jury, Granted, Merged, Mistrial, Grand Jury, Other, Remanded, and Sealed Records.

* See methodology notes for information on any cases or charges that may be excluded.

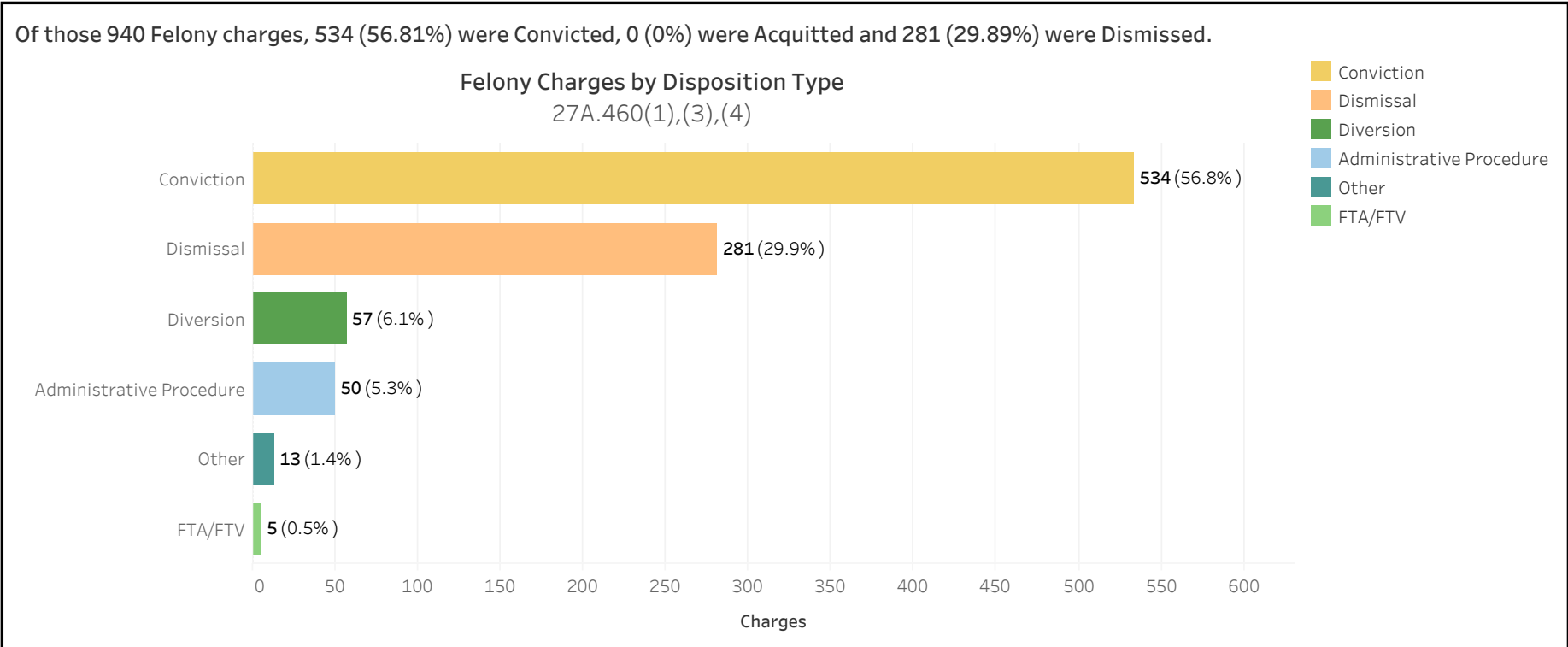


ADMINISTRATIVE OFFICE OF THE COURTS
Research and Statistics
 Annual Report FY 2024
 Circuit Court - Felony Criminal Cases

BOYD COUNTY

There were 940 Felony level charges and 66 Non-Felony level charges disposed within 669 Circuit Criminal cases during the Fiscal Year. Non-Felony charges include Misdemeanor, Violation, Local Ordinance or Other charges within those cases.

		Charges	Cases
BOYD	Felony	940	621
	Felony amended to Non-Felony	66	



27A.460(1) Conviction Percentages

27A.460(3) Percentage of Acquittals

27A.460(4) Percentage of Dismissals

* A case may consist of one or multiple convicted charges, the distinct count of cases counts the case only once.

* Other Disposition types include: Denied, Extradition, Grand Jury, Granted, Merged, Mistrial, Grand Jury, Other, Remanded, and Sealed Records.

* See methodology notes for information on any cases or charges that may be excluded.



ADMINISTRATIVE OFFICE OF THE COURTS
Research and Statistics
 Annual Report FY 2024
 Circuit Court - Felony Criminal Cases

BOYD COUNTY

Felony Charges Convicted by Highest Penalty Type

Penalty Type	FELONY			MISDEMEANOR			OTHER			VIOLATION			Grand Total		
	Charges	% of Chgs	Cases	Charges	% of Chgs	Cases	Charges	% of Chgs	Cases	Charges	% of Chgs	Cases	Charges	% of Chgs	Cases
Incarcerated Prison	1,885	41.6%	595	22	1.0%	15				2	0.7%	2	1,909	27.7%	598
Incarcerated Jail	526	11.6%	267	736	35.1%	379				17	6.3%	12	1,279	18.5%	549
Alternative: Home Incarceration				4	0.2%	2							4	0.1%	2
Alternative: Probation	2,021	44.6%	905	721	34.4%	380				9	3.3%	7	2,751	39.9%	926
Alternative: Cond. Discharged	64	1.4%	46	551	26.3%	284	1	100.0%	1	3	1.1%	1	619	9.0%	320
Alternative Sentence	1	0.0%	1	8	0.4%	7				26	9.6%	21	35	0.5%	27
Pay Fine	2	0.0%	2	13	0.6%	10				156	57.6%	109	171	2.5%	113
Pay Court Cost	1	0.0%	1	1	0.0%	1				3	1.1%	3	5	0.1%	5
Other Penalty	15	0.3%	12	26	1.2%	16				54	19.9%	37	95	1.4%	59
No Sentence	20	0.4%	15	14	0.7%	9				1	0.4%	1	35	0.5%	18
Grand Total	4,535	100.0%	1,774	2,096	100.0%	1,081	1	100.0%	1	271	100.0%	188	6,903	100.0%	2,139

27A.460(2) Percentages of fines, imprisonment, or other penalty assessment

Original & Final Plea Type

		GUILTY	NOT GUILTY	UNKNOWN PLEA TYPE	Grand Total
Felony Charges	Original Plea	7 (0.7%)	518 (55.1%)	415 (44.1%)	940 (100.0%)
	Final Plea	526 (56.0%)		414 (44.0%)	940 (100.0%)
Felony amended to Non-Felony	Original Plea		6 (9.1%)	60 (90.9%)	66 (100.0%)
	Final Plea	6 (9.1%)		60 (90.9%)	66 (100.0%)

27A.460(5) Percentage of pleas as charges

27A.460(6) Percentage of pleas to reduce charges

* A case may consist of one or multiple convicted charges, the distinct count of cases counts the case only once.

* Other Disposition types include: Denied, Extradition, Grand Jury, Granted, Merged, Mistrial, Grand Jury, Other, Remanded, and Sealed Records.

* See methodology notes for information on any cases or charges that may be excluded.



ADMINISTRATIVE OFFICE OF THE COURTS
Research and Statistics
 Annual Report FY 2024
 Circuit Court - Felony Criminal Cases

BOYD COUNTY

Cases can have multiple charges which are heard either by a Court Trial, Jury Trial, No Trial, or by a combination of trial types. Cases are categorized by how all the charges within the case were disposed. If all charges were disposed by the same trial type, it is counted in the separate category, otherwise, it is counted within the Mixed Trial category. If a charge had no trial type entered or it had No Trial, then it is counted in the No Trial category.

Cases by Trial Type
 27A.460(7), (8), (9), (10)

	Mixed Trial Typ..	No Trial	Grand Total
Felony Amended Down to Non-Felony	1 2.08%	47 97.92%	48 100.00%
Felony Charges	3 0.48%	618 99.52%	621 100.00%
Felony Convictions	2 0.59%	339 99.41%	341 100.00%

- 27A.460(7) Percentage of disposition to guilty as charged by trial
- 27A.460(8) Percentage of those found guilty of lesser charge by trial
- 27A.460(9) Percentage of cases where jury trial taken
- 27A.460(10) Percentage of trials which are bench (court) trials

Shock Probation by Disposition Type
 27A.440(3)(b)

	Denied	Vacated	Grand Total
0026090 SHOCK PROBATION IN FELONY CONVICTIONS	44 97.78%	1 2.22%	45 100.00%

27A.440(3)(b) Extracted data on shock probation shall be placed in the annual report of the Administrative Office of the Courts

- * A case may consist of one or multiple convicted charges, the distinct count of cases counts the case only once.
- * Other Disposition types include: Denied, Extradition, Grand Jury, Granted, Merged, Mistrial, Grand Jury, Other, Remanded, and Sealed Records.
- * See methodology notes for information on any cases or charges that may be excluded.



ADMINISTRATIVE OFFICE OF THE COURTS
Research and Statistics
Annual Report FY 2024
Circuit Court - Felony Criminal Cases

BOYD COUNTY

Youthful Offenders

There were 0 Felony level charges and 0 Non-Felony level charges disposed within 0 Circuit Criminal cases during the fiscal year. Non-Felony charges include Misdemeanor, Violation, Local Ordinance, or Other charges within those cases.

27A.460(11)

27A.460(11) The number of juvenile offenders tried as an adult

Of the 0 Felony level charges disposed within the Youthful Offender cases, 0 (None%) charges were convicted.

Youthful Offender

	Grand Total
Felony Charges by Disposition Type	0

Note: A youth charged prior to their 18th birthday, proceeded against as a youthful offender under KRS 635.020(7) may not be included in the above.

KRS 635.020(7) If a person who is eighteen (18) or older is charged with a felony that occurred prior to their eighteenth birthday, the court shall, upon motion of the county attorney made prior to adjudication and consultation with the Commonwealth's Attorney, the case may proceed in accordance with the provisions of KRS 640.010.

* A case may consist of one or multiple convicted charges, the distinct count of cases counts the case only once.

* Other Disposition types include: Denied, Extradition, Grand Jury, Granted, Merged, Mistrial, Grand Jury, Other, Remanded, and Sealed Records.

* See methodology notes for information on any cases or charges that may be excluded.

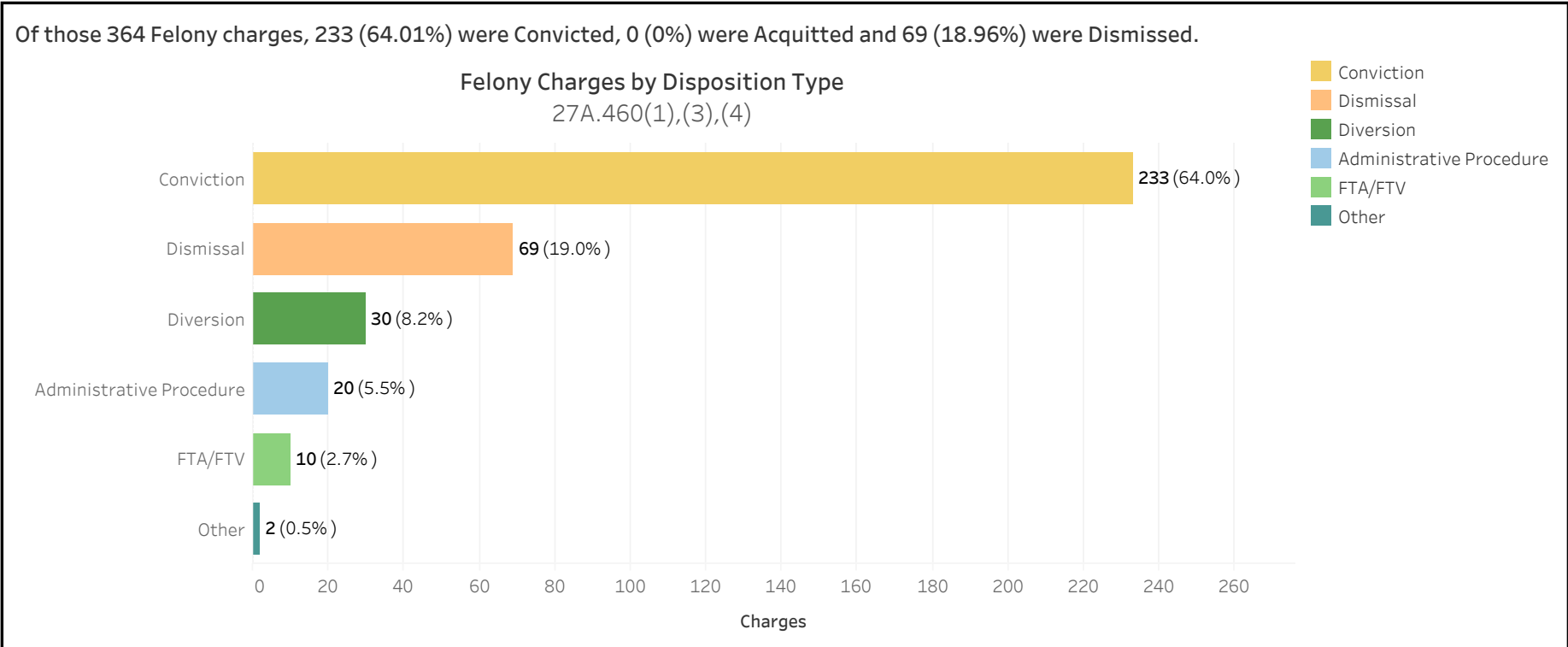


ADMINISTRATIVE OFFICE OF THE COURTS
Research and Statistics
 Annual Report FY 2024
 Circuit Court - Felony Criminal Cases

BOYLE COUNTY

There were 364 Felony level charges and 78 Non-Felony level charges disposed within 290 Circuit Criminal cases during the Fiscal Year. Non-Felony charges include Misdemeanor, Violation, Local Ordinance or Other charges within those cases.

		Charges	Cases
BOYLE	Felony	364	224
	Felony amended to Non-Felony	78	



27A.460(1) Conviction Percentages

27A.460(3) Percentage of Acquittals

27A.460(4) Percentage of Dismissals

* A case may consist of one or multiple convicted charges, the distinct count of cases counts the case only once.

* Other Disposition types include: Denied, Extradition, Grand Jury, Granted, Merged, Mistrial, Grand Jury, Other, Remanded, and Sealed Records.

* See methodology notes for information on any cases or charges that may be excluded.



ADMINISTRATIVE OFFICE OF THE COURTS
Research and Statistics
 Annual Report FY 2024
 Circuit Court - Felony Criminal Cases

BOYLE COUNTY

Felony Charges Convicted by Highest Penalty Type

Penalty Type	FELONY			MISDEMEANOR			OTHER			VIOLATION			Grand Total		
	Charges	% of Chgs	Cases	Charges	% of Chgs	Cases	Charges	% of Chgs	Cases	Charges	% of Chgs	Cases	Charges	% of Chgs	Cases
Incarcerated Prison	1,885	41.6%	595	22	1.0%	15				2	0.7%	2	1,909	27.7%	598
Incarcerated Jail	526	11.6%	267	736	35.1%	379				17	6.3%	12	1,279	18.5%	549
Alternative: Home Incarceration				4	0.2%	2							4	0.1%	2
Alternative: Probation	2,021	44.6%	905	721	34.4%	380				9	3.3%	7	2,751	39.9%	926
Alternative: Cond. Discharged	64	1.4%	46	551	26.3%	284	1	100.0%	1	3	1.1%	1	619	9.0%	320
Alternative Sentence	1	0.0%	1	8	0.4%	7				26	9.6%	21	35	0.5%	27
Pay Fine	2	0.0%	2	13	0.6%	10				156	57.6%	109	171	2.5%	113
Pay Court Cost	1	0.0%	1	1	0.0%	1				3	1.1%	3	5	0.1%	5
Other Penalty	15	0.3%	12	26	1.2%	16				54	19.9%	37	95	1.4%	59
No Sentence	20	0.4%	15	14	0.7%	9				1	0.4%	1	35	0.5%	18
Grand Total	4,535	100.0%	1,774	2,096	100.0%	1,081	1	100.0%	1	271	100.0%	188	6,903	100.0%	2,139

27A.460(2) Percentages of fines, imprisonment, or other penalty assessment

Original & Final Plea Type

		GUILTY	NOT GUILTY	UNKNOWN PLEA TYPE	Grand Total
Felony Charges	Original Plea	4 (1.1%)	317 (87.1%)	43 (11.8%)	364 (100.0%)
	Final Plea	265 (72.8%)	56 (15.4%)	43 (11.8%)	364 (100.0%)
Felony amended to Non-Felony	Original Plea		78 (100.0%)		78 (100.0%)
	Final Plea	1 (1.3%)	77 (98.7%)		78 (100.0%)

27A.460(5) Percentage of pleas as charges

27A.460(6) Percentage of pleas to reduce charges

* A case may consist of one or multiple convicted charges, the distinct count of cases counts the case only once.

* Other Disposition types include: Denied, Extradition, Grand Jury, Granted, Merged, Mistrial, Grand Jury, Other, Remanded, and Sealed Records.

* See methodology notes for information on any cases or charges that may be excluded.



ADMINISTRATIVE OFFICE OF THE COURTS
Research and Statistics
 Annual Report FY 2024
 Circuit Court - Felony Criminal Cases

BOYLE COUNTY

Cases can have multiple charges which are heard either by a Court Trial, Jury Trial, No Trial, or by a combination of trial types. Cases are categorized by how all the charges within the case were disposed. If all charges were disposed by the same trial type, it is counted in the separate category, otherwise, it is counted within the Mixed Trial category. If a charge had no trial type entered or it had No Trial, then it is counted in the No Trial category.

Cases by Trial Type
 27A.460(7), (8), (9), (10)

	Mixed Trial Typ..	No Trial	Grand Total
Felony Amended Down to Non-Felony		66	66
		100.00%	100.00%
Felony Charges	28	196	224
	12.50%	87.50%	100.00%
Felony Convictions	19	138	157
	12.10%	87.90%	100.00%

- 27A.460(7) Percentage of disposition to guilty as charged by trial
- 27A.460(8) Percentage of those found guilty of lesser charge by trial
- 27A.460(9) Percentage of cases where jury trial taken
- 27A.460(10) Percentage of trials which are bench (court) trials

Shock Probation by Disposition Type
 27A.440(3)(b)

	Denied	Grand Total
0026090 SHOCK PROBATION IN FELONY CONVICTIONS	10	10
	100.00%	100.00%

27A.440(3)(b) Extracted data on shock probation shall be placed in the annual report of the Administrative Office of the Courts

- * A case may consist of one or multiple convicted charges, the distinct count of cases counts the case only once.
- * Other Disposition types include: Denied, Extradition, Grand Jury, Granted, Merged, Mistrial, Grand Jury, Other, Remanded, and Sealed Records.
- * See methodology notes for information on any cases or charges that may be excluded.



ADMINISTRATIVE OFFICE OF THE COURTS
Research and Statistics
Annual Report FY 2024
Circuit Court - Felony Criminal Cases

BOYLE COUNTY

Youthful Offenders

There were 0 Felony level charges and 0 Non-Felony level charges disposed within 0 Circuit Criminal cases during the fiscal year. Non-Felony charges include Misdemeanor, Violation, Local Ordinance, or Other charges within those cases.

27A.460(11)

27A.460(11) The number of juvenile offenders tried as an adult

Of the 0 Felony level charges disposed within the Youthful Offender cases, 0 (None%) charges were convicted.

Youthful Offender

	Grand Total
Felony Charges by Disposition Type	0

Note: A youth charged prior to their 18th birthday, proceeded against as a youthful offender under KRS 635.020(7) may not be included in the above.

KRS 635.020(7) If a person who is eighteen (18) or older is charged with a felony that occurred prior to their eighteenth birthday, the court shall, upon motion of the county attorney made prior to adjudication and consultation with the Commonwealth's Attorney, the case may proceed in accordance with the provisions of KRS 640.010.

* A case may consist of one or multiple convicted charges, the distinct count of cases counts the case only once.

* Other Disposition types include: Denied, Extradition, Grand Jury, Granted, Merged, Mistrial, Grand Jury, Other, Remanded, and Sealed Records.

* See methodology notes for information on any cases or charges that may be excluded.

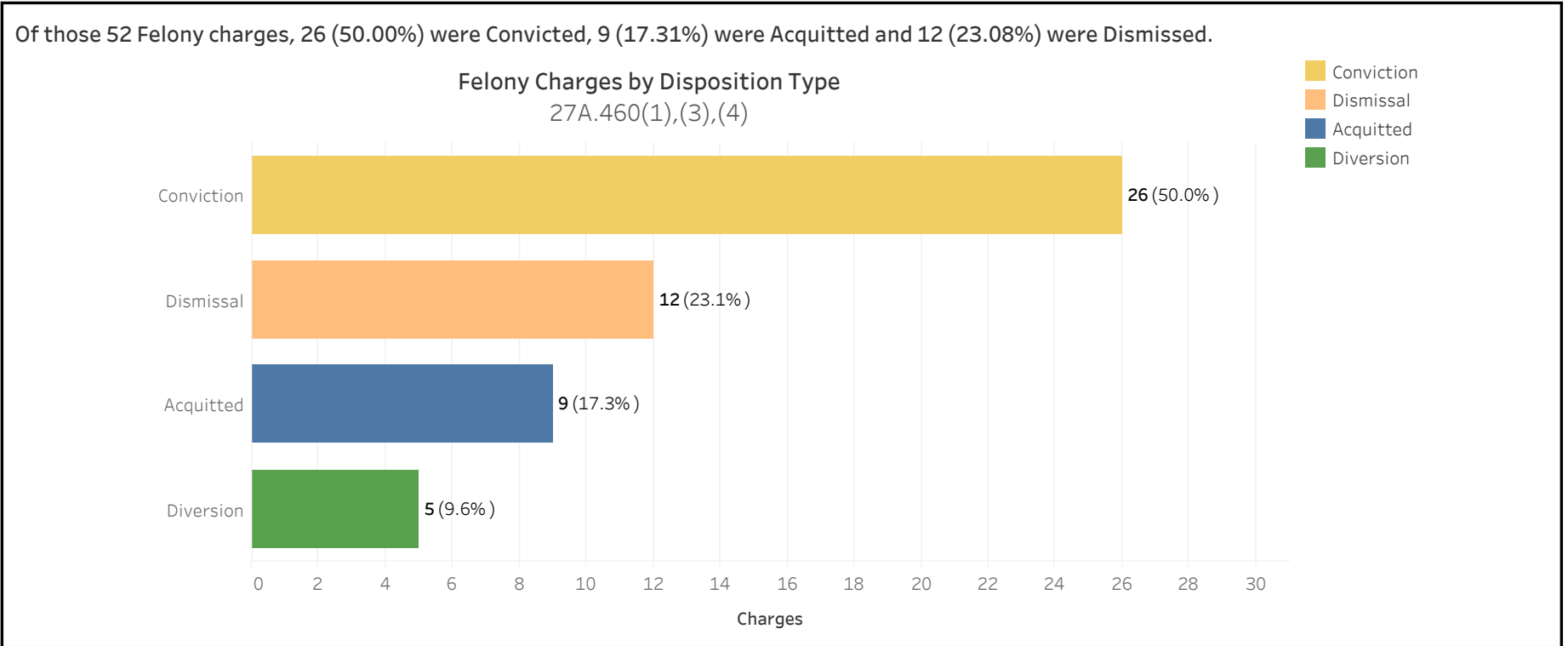


ADMINISTRATIVE OFFICE OF THE COURTS
Research and Statistics
 Annual Report FY 2024
 Circuit Court - Felony Criminal Cases

BRACKEN COUNTY

There were 52 Felony level charges and 2 Non-Felony level charges disposed within 29 Circuit Criminal cases during the Fiscal Year. Non-Felony charges include Misdemeanor, Violation, Local Ordinance or Other charges within those cases.

		Charges	Cases
BRACKEN	Felony	52	27
	Felony amended to Non-Felony	2	



27A.460(1) Conviction Percentages

27A.460(3) Percentage of Acquittals

27A.460(4) Percentage of Dismissals

* A case may consist of one or multiple convicted charges, the distinct count of cases counts the case only once.

* Other Disposition types include: Denied, Extradition, Grand Jury, Granted, Merged, Mistrial, Grand Jury, Other, Remanded, and Sealed Records.

* See methodology notes for information on any cases or charges that may be excluded.



ADMINISTRATIVE OFFICE OF THE COURTS
Research and Statistics
 Annual Report FY 2024
 Circuit Court - Felony Criminal Cases

BRACKEN COUNTY

Felony Charges Convicted by Highest Penalty Type

Penalty Type	FELONY			MISDEMEANOR			OTHER			VIOLATION			Grand Total		
	Charges	% of Chgs	Cases	Charges	% of Chgs	Cases	Charges	% of Chgs	Cases	Charges	% of Chgs	Cases	Charges	% of Chgs	Cases
Incarcerated Prison	1,885	41.6%	595	22	1.0%	15				2	0.7%	2	1,909	27.7%	598
Incarcerated Jail	526	11.6%	267	736	35.1%	379				17	6.3%	12	1,279	18.5%	549
Alternative: Home Incarceration				4	0.2%	2							4	0.1%	2
Alternative: Probation	2,021	44.6%	905	721	34.4%	380				9	3.3%	7	2,751	39.9%	926
Alternative: Cond. Discharged	64	1.4%	46	551	26.3%	284	1	100.0%	1	3	1.1%	1	619	9.0%	320
Alternative Sentence	1	0.0%	1	8	0.4%	7				26	9.6%	21	35	0.5%	27
Pay Fine	2	0.0%	2	13	0.6%	10				156	57.6%	109	171	2.5%	113
Pay Court Cost	1	0.0%	1	1	0.0%	1				3	1.1%	3	5	0.1%	5
Other Penalty	15	0.3%	12	26	1.2%	16				54	19.9%	37	95	1.4%	59
No Sentence	20	0.4%	15	14	0.7%	9				1	0.4%	1	35	0.5%	18
Grand Total	4,535	100.0%	1,774	2,096	100.0%	1,081	1	100.0%	1	271	100.0%	188	6,903	100.0%	2,139

27A.460(2) Percentages of fines, imprisonment, or other penalty assessment

Original & Final Plea Type

		GUILTY	NOT GUILTY	UNKNOWN PLEA TYPE	Grand Total
Felony Charges	Original Plea		3 (5.8%)	49 (94.2%)	52 (100.0%)
	Final Plea	3 (5.8%)		49 (94.2%)	52 (100.0%)
Felony amended to Non-Felony	Original Plea			2 (100.0%)	2 (100.0%)
	Final Plea			2 (100.0%)	2 (100.0%)

27A.460(5) Percentage of pleas as charges

27A.460(6) Percentage of pleas to reduce charges

* A case may consist of one or multiple convicted charges, the distinct count of cases counts the case only once.

* Other Disposition types include: Denied, Extradition, Grand Jury, Granted, Merged, Mistrial, Grand Jury, Other, Remanded, and Sealed Records.

* See methodology notes for information on any cases or charges that may be excluded.



ADMINISTRATIVE OFFICE OF THE COURTS
Research and Statistics
 Annual Report FY 2024
 Circuit Court - Felony Criminal Cases

BRACKEN COUNTY

Cases can have multiple charges which are heard either by a Court Trial, Jury Trial, No Trial, or by a combination of trial types. Cases are categorized by how all the charges within the case were disposed. If all charges were disposed by the same trial type, it is counted in the separate category, otherwise, it is counted within the Mixed Trial category. If a charge had no trial type entered or it had No Trial, then it is counted in the No Trial category.

Cases by Trial Type
 27A.460(7), (8), (9), (10)

	Mixed Trial Typ..	No Trial	Grand Total
Felony Amended Down to Non-Felony		2	2
		100.00%	100.00%
Felony Charges	2	25	27
	7.41%	92.59%	100.00%
Felony Convictions	1	17	18
	5.56%	94.44%	100.00%

- 27A.460(7) Percentage of disposition to guilty as charged by trial
- 27A.460(8) Percentage of those found guilty of lesser charge by trial
- 27A.460(9) Percentage of cases where jury trial taken
- 27A.460(10) Percentage of trials which are bench (court) trials

Shock Probation by Disposition Type
 27A.440(3)(b)

	Denied	Granted	Grand Total
0026090 SHOCK PROBATION IN FELONY CONVICTIONS	19	1	20
	95.00%	5.00%	100.00%
0026100 SHOCK PROBATION IN MISDEMEANOR CONVICTIONS		1	1
		100.00%	100.00%

27A.440(3)(b) Extracted data on shock probation shall be placed in the annual report of the Administrative Office of the Courts

- * A case may consist of one or multiple convicted charges, the distinct count of cases counts the case only once.
- * Other Disposition types include: Denied, Extradition, Grand Jury, Granted, Merged, Mistrial, Grand Jury, Other, Remanded, and Sealed Records.
- * See methodology notes for information on any cases or charges that may be excluded.



ADMINISTRATIVE OFFICE OF THE COURTS
Research and Statistics
Annual Report FY 2024
Circuit Court - Felony Criminal Cases

BRACKEN COUNTY

Youthful Offenders

There were 0 Felony level charges and 0 Non-Felony level charges disposed within 0 Circuit Criminal cases during the fiscal year. Non-Felony charges include Misdemeanor, Violation, Local Ordinance, or Other charges within those cases.

27A.460(11)

27A.460(11) The number of juvenile offenders tried as an adult

Of the 0 Felony level charges disposed within the Youthful Offender cases, 0 (None%) charges were convicted.

Youthful Offender

	Grand Total
Felony Charges by Disposition Type	0

Note: A youth charged prior to their 18th birthday, proceeded against as a youthful offender under KRS 635.020(7) may not be included in the above.

KRS 635.020(7) If a person who is eighteen (18) or older is charged with a felony that occurred prior to their eighteenth birthday, the court shall, upon motion of the county attorney made prior to adjudication and consultation with the Commonwealth's Attorney, the case may proceed in accordance with the provisions of KRS 640.010.

* A case may consist of one or multiple convicted charges, the distinct count of cases counts the case only once.

* Other Disposition types include: Denied, Extradition, Grand Jury, Granted, Merged, Mistrial, Grand Jury, Other, Remanded, and Sealed Records.

* See methodology notes for information on any cases or charges that may be excluded.

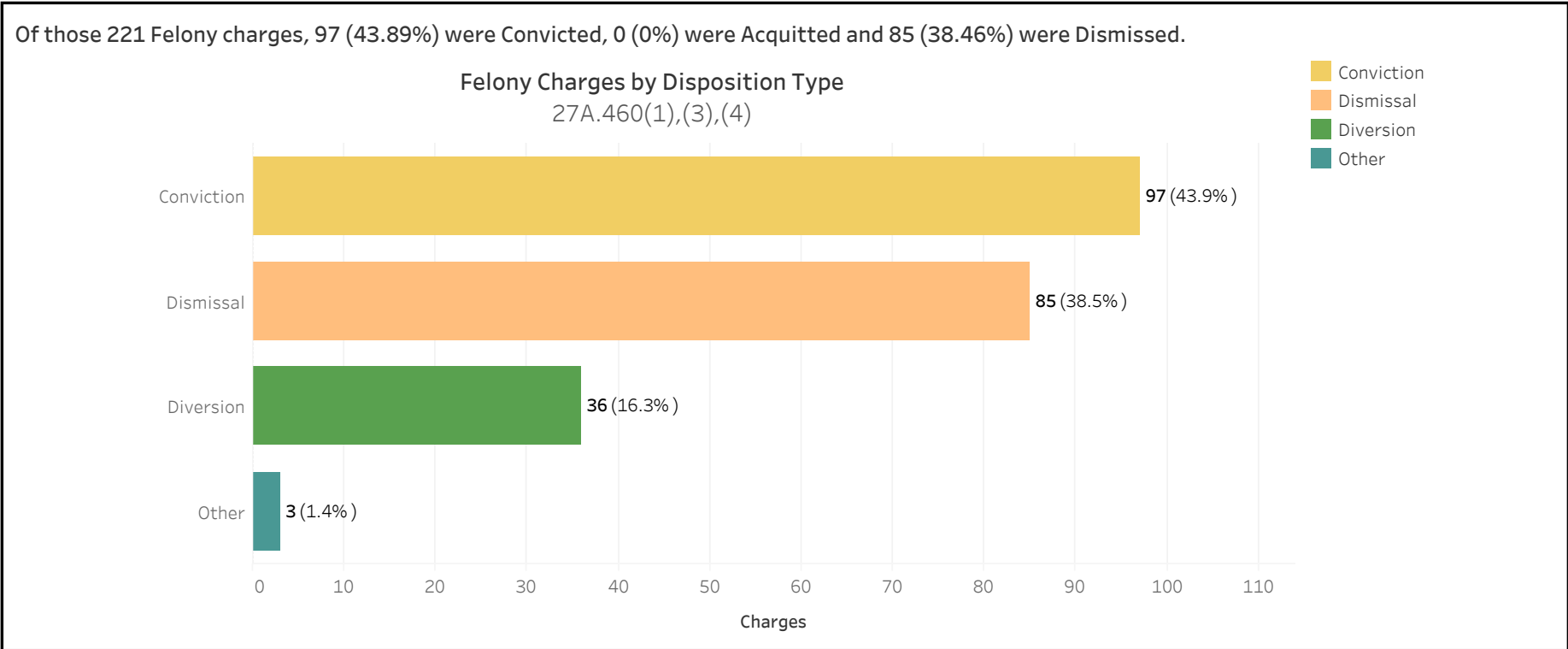


ADMINISTRATIVE OFFICE OF THE COURTS
Research and Statistics
 Annual Report FY 2024
 Circuit Court - Felony Criminal Cases

BREATHITT COUNTY

There were 221 Felony level charges and 3 Non-Felony level charges disposed within 128 Circuit Criminal cases during the Fiscal Year. Non-Felony charges include Misdemeanor, Violation, Local Ordinance or Other charges within those cases.

		Charges	Cases
BREATHITT	Felony	221	125
	Felony amended to Non-Felony	3	



27A.460(1) Conviction Percentages

27A.460(3) Percentage of Acquittals

27A.460(4) Percentage of Dismissals

* A case may consist of one or multiple convicted charges, the distinct count of cases counts the case only once.

* Other Disposition types include: Denied, Extradition, Grand Jury, Granted, Merged, Mistrial, Grand Jury, Other, Remanded, and Sealed Records.

* See methodology notes for information on any cases or charges that may be excluded.



ADMINISTRATIVE OFFICE OF THE COURTS
Research and Statistics
 Annual Report FY 2024
 Circuit Court - Felony Criminal Cases

BREATHITT COUNTY

Felony Charges Convicted by Highest Penalty Type

Penalty Type	FELONY			MISDEMEANOR			OTHER			VIOLATION			Grand Total		
	Charges	% of Chgs	Cases	Charges	% of Chgs	Cases	Charges	% of Chgs	Cases	Charges	% of Chgs	Cases	Charges	% of Chgs	Cases
Incarcerated Prison	1,885	41.6%	595	22	1.0%	15				2	0.7%	2	1,909	27.7%	598
Incarcerated Jail	526	11.6%	267	736	35.1%	379				17	6.3%	12	1,279	18.5%	549
Alternative: Home Incarceration				4	0.2%	2							4	0.1%	2
Alternative: Probation	2,021	44.6%	905	721	34.4%	380				9	3.3%	7	2,751	39.9%	926
Alternative: Cond. Discharged	64	1.4%	46	551	26.3%	284	1	100.0%	1	3	1.1%	1	619	9.0%	320
Alternative Sentence	1	0.0%	1	8	0.4%	7				26	9.6%	21	35	0.5%	27
Pay Fine	2	0.0%	2	13	0.6%	10				156	57.6%	109	171	2.5%	113
Pay Court Cost	1	0.0%	1	1	0.0%	1				3	1.1%	3	5	0.1%	5
Other Penalty	15	0.3%	12	26	1.2%	16				54	19.9%	37	95	1.4%	59
No Sentence	20	0.4%	15	14	0.7%	9				1	0.4%	1	35	0.5%	18
Grand Total	4,535	100.0%	1,774	2,096	100.0%	1,081	1	100.0%	1	271	100.0%	188	6,903	100.0%	2,139

27A.460(2) Percentages of fines, imprisonment, or other penalty assessment

Original & Final Plea Type

		NOT GUILTY	UNKNOWN PLEA TYPE	Grand Total
Felony Charges	Original Plea	3 (1.4%)	218 (98.6%)	221 (100.0%)
	Final Plea	3 (1.4%)	218 (98.6%)	221 (100.0%)
Felony amended to Non-Felony	Original Plea		3 (100.0%)	3 (100.0%)
	Final Plea		3 (100.0%)	3 (100.0%)

27A.460(5) Percentage of pleas as charges

27A.460(6) Percentage of pleas to reduce charges

* A case may consist of one or multiple convicted charges, the distinct count of cases counts the case only once.

* Other Disposition types include: Denied, Extradition, Grand Jury, Granted, Merged, Mistrial, Grand Jury, Other, Remanded, and Sealed Records.

* See methodology notes for information on any cases or charges that may be excluded.



ADMINISTRATIVE OFFICE OF THE COURTS
Research and Statistics
 Annual Report FY 2024
 Circuit Court - Felony Criminal Cases

BREATHITT COUNTY

Cases can have multiple charges which are heard either by a Court Trial, Jury Trial, No Trial, or by a combination of trial types. Cases are categorized by how all the charges within the case were disposed. If all charges were disposed by the same trial type, it is counted in the separate category, otherwise, it is counted within the Mixed Trial category. If a charge had no trial type entered or it had No Trial, then it is counted in the No Trial category.

Cases by Trial Type
 27A.460(7), (8), (9), (10)

	Mixed Trial Typ..	No Trial	Grand Total
Felony Amended Down to Non-Felony	1 33.33%	2 66.67%	3 100.00%
Felony Charges	9 7.20%	116 92.80%	125 100.00%
Felony Convictions	8 13.11%	53 86.89%	61 100.00%

- 27A.460(7) Percentage of disposition to guilty as charged by trial
- 27A.460(8) Percentage of those found guilty of lesser charge by trial
- 27A.460(9) Percentage of cases where jury trial taken
- 27A.460(10) Percentage of trials which are bench (court) trials

Shock Probation by Disposition Type
 27A.440(3)(b)

	Denied	Granted	Grand Total
0026090 SHOCK PROBATION IN FELONY CONVICTIONS	4 66.67%	2 33.33%	6 100.00%

27A.440(3)(b) Extracted data on shock probation shall be placed in the annual report of the Administrative Office of the Courts

* A case may consist of one or multiple convicted charges, the distinct count of cases counts the case only once.
 * Other Disposition types include: Denied, Extradition, Grand Jury, Granted, Merged, Mistrial, Grand Jury, Other, Remanded, and Sealed Records.
 * See methodology notes for information on any cases or charges that may be excluded.



ADMINISTRATIVE OFFICE OF THE COURTS
Research and Statistics
Annual Report FY 2024
Circuit Court - Felony Criminal Cases

BREATHITT COUNTY

Youthful Offenders

There were 0 Felony level charges and 0 Non-Felony level charges disposed within 0 Circuit Criminal cases during the fiscal year. Non-Felony charges include Misdemeanor, Violation, Local Ordinance, or Other charges within those cases.

27A.460(11)

27A.460(11) The number of juvenile offenders tried as an adult

Of the 0 Felony level charges disposed within the Youthful Offender cases, 0 (None%) charges were convicted.

Youthful Offender

	Grand Total
Felony Charges by Disposition Type	0

Note: A youth charged prior to their 18th birthday, proceeded against as a youthful offender under KRS 635.020(7) may not be included in the above.

KRS 635.020(7) If a person who is eighteen (18) or older is charged with a felony that occurred prior to their eighteenth birthday, the court shall, upon motion of the county attorney made prior to adjudication and consultation with the Commonwealth's Attorney, the case may proceed in accordance with the provisions of KRS 640.010.

* A case may consist of one or multiple convicted charges, the distinct count of cases counts the case only once.

* Other Disposition types include: Denied, Extradition, Grand Jury, Granted, Merged, Mistrial, Grand Jury, Other, Remanded, and Sealed Records.

* See methodology notes for information on any cases or charges that may be excluded.

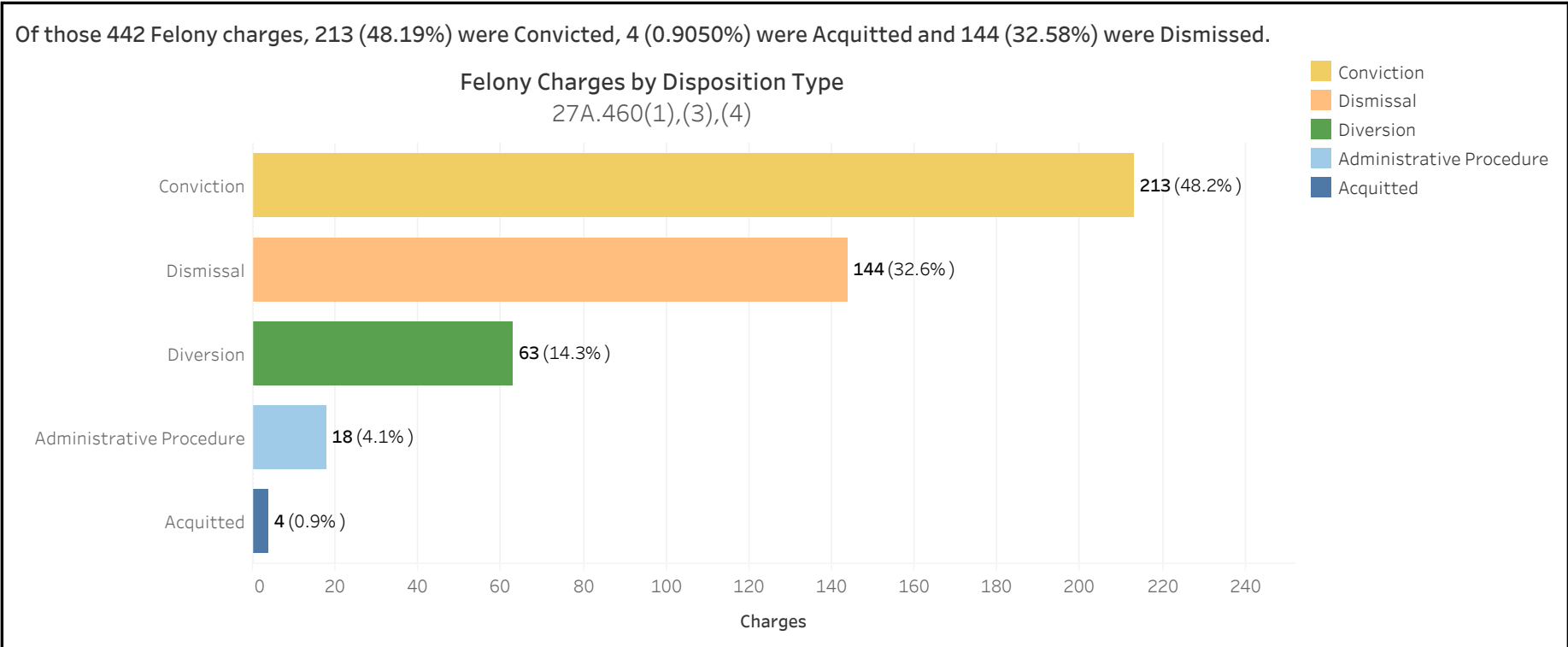


ADMINISTRATIVE OFFICE OF THE COURTS
Research and Statistics
 Annual Report FY 2024
 Circuit Court - Felony Criminal Cases

BRECKINRIDGE COUNTY

There were 442 Felony level charges and 13 Non-Felony level charges disposed within 256 Circuit Criminal cases during the Fiscal Year. Non-Felony charges include Misdemeanor, Violation, Local Ordinance or Other charges within those cases.

		Charges	Cases
BRECKINRIDGE	Felony	442	243
	Felony amended to Non-Felony	13	



27A.460(1) Conviction Percentages

27A.460(3) Percentage of Acquittals

27A.460(4) Percentage of Dismissals

* A case may consist of one or multiple convicted charges, the distinct count of cases counts the case only once.

* Other Disposition types include: Denied, Extradition, Grand Jury, Granted, Merged, Mistrial, Grand Jury, Other, Remanded, and Sealed Records.

* See methodology notes for information on any cases or charges that may be excluded.



ADMINISTRATIVE OFFICE OF THE COURTS
Research and Statistics
 Annual Report FY 2024
 Circuit Court - Felony Criminal Cases

BRECKINRIDGE COUNTY

Felony Charges Convicted by Highest Penalty Type

Penalty Type	FELONY			MISDEMEANOR			OTHER			VIOLATION			Grand Total		
	Charges	% of Chgs	Cases	Charges	% of Chgs	Cases	Charges	% of Chgs	Cases	Charges	% of Chgs	Cases	Charges	% of Chgs	Cases
Incarcerated Prison	1,885	41.6%	595	22	1.0%	15				2	0.7%	2	1,909	27.7%	598
Incarcerated Jail	526	11.6%	267	736	35.1%	379				17	6.3%	12	1,279	18.5%	549
Alternative: Home Incarceration				4	0.2%	2							4	0.1%	2
Alternative: Probation	2,021	44.6%	905	721	34.4%	380				9	3.3%	7	2,751	39.9%	926
Alternative: Cond. Discharged	64	1.4%	46	551	26.3%	284	1	100.0%	1	3	1.1%	1	619	9.0%	320
Alternative Sentence	1	0.0%	1	8	0.4%	7				26	9.6%	21	35	0.5%	27
Pay Fine	2	0.0%	2	13	0.6%	10				156	57.6%	109	171	2.5%	113
Pay Court Cost	1	0.0%	1	1	0.0%	1				3	1.1%	3	5	0.1%	5
Other Penalty	15	0.3%	12	26	1.2%	16				54	19.9%	37	95	1.4%	59
No Sentence	20	0.4%	15	14	0.7%	9				1	0.4%	1	35	0.5%	18
Grand Total	4,535	100.0%	1,774	2,096	100.0%	1,081	1	100.0%	1	271	100.0%	188	6,903	100.0%	2,139

27A.460(2) Percentages of fines, imprisonment, or other penalty assessment

Original & Final Plea Type

		GUILTY	NOT GUILTY	UNKNOWN PLEA TYPE	Grand Total
Felony Charges	Original Plea	16 (3.6%)	390 (88.2%)	36 (8.1%)	442 (100.0%)
	Final Plea	266 (60.2%)	140 (31.7%)	36 (8.1%)	442 (100.0%)
Felony amended to Non-Felony	Original Plea		11 (84.6%)	2 (15.4%)	13 (100.0%)
	Final Plea	1 (7.7%)	10 (76.9%)	2 (15.4%)	13 (100.0%)

27A.460(5) Percentage of pleas as charges

27A.460(6) Percentage of pleas to reduce charges

* A case may consist of one or multiple convicted charges, the distinct count of cases counts the case only once.

* Other Disposition types include: Denied, Extradition, Grand Jury, Granted, Merged, Mistrial, Grand Jury, Other, Remanded, and Sealed Records.

* See methodology notes for information on any cases or charges that may be excluded.



ADMINISTRATIVE OFFICE OF THE COURTS
Research and Statistics
 Annual Report FY 2024
 Circuit Court - Felony Criminal Cases

BRECKINRIDGE COUNTY

Cases can have multiple charges which are heard either by a Court Trial, Jury Trial, No Trial, or by a combination of trial types. Cases are categorized by how all the charges within the case were disposed. If all charges were disposed by the same trial type, it is counted in the separate category, otherwise, it is counted within the Mixed Trial category. If a charge had no trial type entered or it had No Trial, then it is counted in the No Trial category.

Cases by Trial Type
 27A.460(7), (8), (9), (10)

	Mixed Trial Typ..	No Trial	Grand Total
Felony Amended Down to Non-Felony	2 15.38%	11 84.62%	13 100.00%
Felony Charges	3 1.23%	240 98.77%	243 100.00%
Felony Convictions	3 2.63%	111 97.37%	114 100.00%

- 27A.460(7) Percentage of disposition to guilty as charged by trial
- 27A.460(8) Percentage of those found guilty of lesser charge by trial
- 27A.460(9) Percentage of cases where jury trial taken
- 27A.460(10) Percentage of trials which are bench (court) trials

Shock Probation by Disposition Type
 27A.440(3)(b)

	Denied	Granted	Grand Total
0026090 SHOCK PROBATION IN FELONY CONVICTIONS	26 86.67%	4 13.33%	30 100.00%

27A.440(3)(b) Extracted data on shock probation shall be placed in the annual report of the Administrative Office of the Courts

* A case may consist of one or multiple convicted charges, the distinct count of cases counts the case only once.
 * Other Disposition types include: Denied, Extradition, Grand Jury, Granted, Merged, Mistrial, Grand Jury, Other, Remanded, and Sealed Records.
 * See methodology notes for information on any cases or charges that may be excluded.



ADMINISTRATIVE OFFICE OF THE COURTS
Research and Statistics
Annual Report FY 2024
Circuit Court - Felony Criminal Cases

BRECKINRIDGE COUNTY

Youthful Offenders

There were 0 Felony level charges and 0 Non-Felony level charges disposed within 0 Circuit Criminal cases during the fiscal year. Non-Felony charges include Misdemeanor, Violation, Local Ordinance, or Other charges within those cases.

27A.460(11)

27A.460(11) The number of juvenile offenders tried as an adult

Of the 0 Felony level charges disposed within the Youthful Offender cases, 0 (None%) charges were convicted.

Youthful Offender

	Grand Total
Felony Charges by Disposition Type	0

Note: A youth charged prior to their 18th birthday, proceeded against as a youthful offender under KRS 635.020(7) may not be included in the above.

KRS 635.020(7) If a person who is eighteen (18) or older is charged with a felony that occurred prior to their eighteenth birthday, the court shall, upon motion of the county attorney made prior to adjudication and consultation with the Commonwealth's Attorney, the case may proceed in accordance with the provisions of KRS 640.010.

* A case may consist of one or multiple convicted charges, the distinct count of cases counts the case only once.

* Other Disposition types include: Denied, Extradition, Grand Jury, Granted, Merged, Mistrial, Grand Jury, Other, Remanded, and Sealed Records.

* See methodology notes for information on any cases or charges that may be excluded.

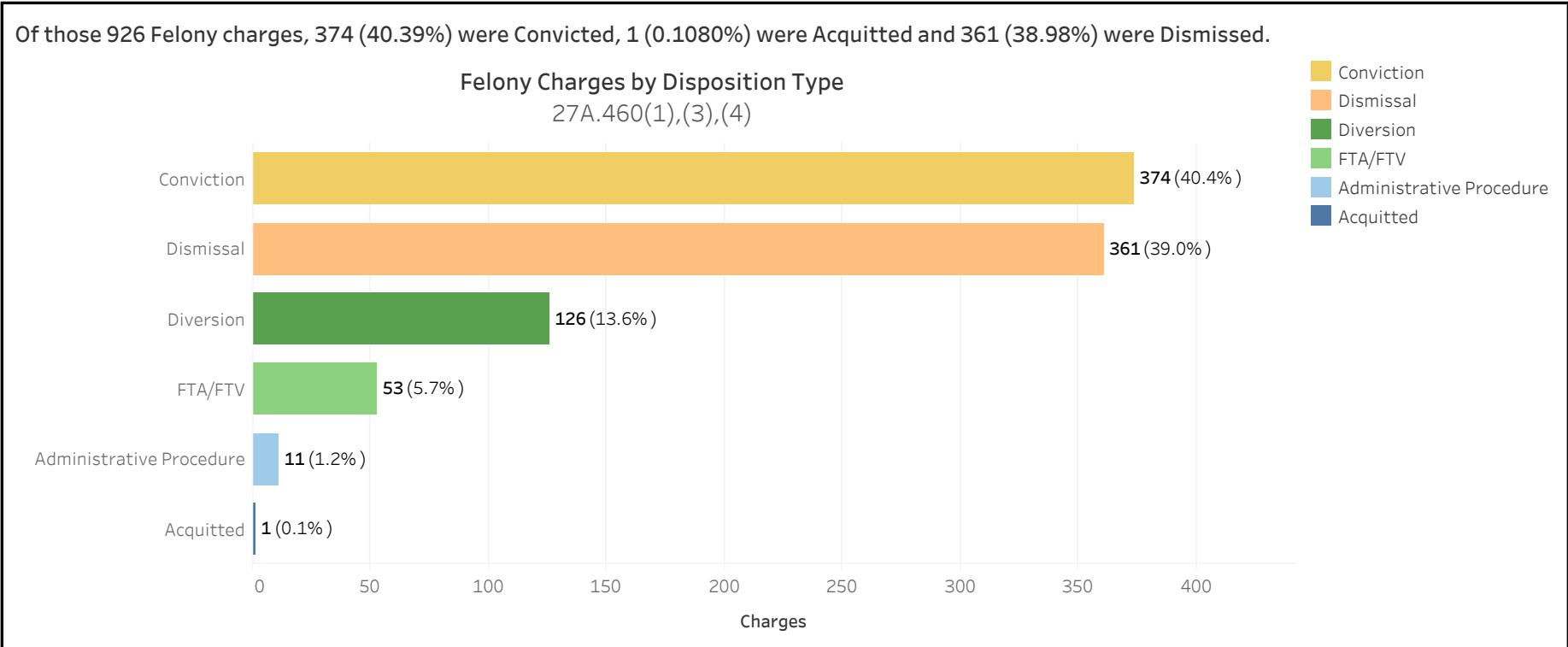


ADMINISTRATIVE OFFICE OF THE COURTS
Research and Statistics
 Annual Report FY 2024
 Circuit Court - Felony Criminal Cases

BULLITT COUNTY

There were 926 Felony level charges and 65 Non-Felony level charges disposed within 524 Circuit Criminal cases during the Fiscal Year. Non-Felony charges include Misdemeanor, Violation, Local Ordinance or Other charges within those cases.

		Charges	Cases
BULLITT	Felony	926	464
	Felony amended to Non-Felony	65	



27A.460(1) Conviction Percentages

27A.460(3) Percentage of Acquittals

27A.460(4) Percentage of Dismissals

* A case may consist of one or multiple convicted charges, the distinct count of cases counts the case only once.

* Other Disposition types include: Denied, Extradition, Grand Jury, Granted, Merged, Mistrial, Grand Jury, Other, Remanded, and Sealed Records.

* See methodology notes for information on any cases or charges that may be excluded.



ADMINISTRATIVE OFFICE OF THE COURTS
Research and Statistics
 Annual Report FY 2024
 Circuit Court - Felony Criminal Cases

BULLITT COUNTY

Felony Charges Convicted by Highest Penalty Type

Penalty Type	FELONY			MISDEMEANOR			OTHER			VIOLATION			Grand Total		
	Charges	% of Chgs	Cases	Charges	% of Chgs	Cases	Charges	% of Chgs	Cases	Charges	% of Chgs	Cases	Charges	% of Chgs	Cases
Incarcerated Prison	1,885	41.6%	595	22	1.0%	15				2	0.7%	2	1,909	27.7%	598
Incarcerated Jail	526	11.6%	267	736	35.1%	379				17	6.3%	12	1,279	18.5%	549
Alternative: Home Incarceration				4	0.2%	2							4	0.1%	2
Alternative: Probation	2,021	44.6%	905	721	34.4%	380				9	3.3%	7	2,751	39.9%	926
Alternative: Cond. Discharged	64	1.4%	46	551	26.3%	284	1	100.0%	1	3	1.1%	1	619	9.0%	320
Alternative Sentence	1	0.0%	1	8	0.4%	7				26	9.6%	21	35	0.5%	27
Pay Fine	2	0.0%	2	13	0.6%	10				156	57.6%	109	171	2.5%	113
Pay Court Cost	1	0.0%	1	1	0.0%	1				3	1.1%	3	5	0.1%	5
Other Penalty	15	0.3%	12	26	1.2%	16				54	19.9%	37	95	1.4%	59
No Sentence	20	0.4%	15	14	0.7%	9				1	0.4%	1	35	0.5%	18
Grand Total	4,535	100.0%	1,774	2,096	100.0%	1,081	1	100.0%	1	271	100.0%	188	6,903	100.0%	2,139

27A.460(2) Percentages of fines, imprisonment, or other penalty assessment

Original & Final Plea Type

		GUILTY	NOT GUILTY	UNKNOWN PLEA TYPE	Grand Total
Felony Charges	Original Plea	23 (2.5%)	603 (65.1%)	300 (32.4%)	926 (100.0%)
	Final Plea	380 (41.0%)	246 (26.6%)	300 (32.4%)	926 (100.0%)
Felony amended to Non-Felony	Original Plea		25 (38.5%)	40 (61.5%)	65 (100.0%)
	Final Plea	3 (4.6%)	22 (33.8%)	40 (61.5%)	65 (100.0%)

27A.460(5) Percentage of pleas as charges

27A.460(6) Percentage of pleas to reduce charges

* A case may consist of one or multiple convicted charges, the distinct count of cases counts the case only once.

* Other Disposition types include: Denied, Extradition, Grand Jury, Granted, Merged, Mistrial, Grand Jury, Other, Remanded, and Sealed Records.

* See methodology notes for information on any cases or charges that may be excluded.



ADMINISTRATIVE OFFICE OF THE COURTS
Research and Statistics
 Annual Report FY 2024
 Circuit Court - Felony Criminal Cases

BULLITT COUNTY

Cases can have multiple charges which are heard either by a Court Trial, Jury Trial, No Trial, or by a combination of trial types. Cases are categorized by how all the charges within the case were disposed. If all charges were disposed by the same trial type, it is counted in the separate category, otherwise, it is counted within the Mixed Trial category. If a charge had no trial type entered or it had No Trial, then it is counted in the No Trial category.

Cases by Trial Type
 27A.460(7), (8), (9), (10)

	Mixed Trial Typ..	No Trial	Grand Total
Felony Amended Down to Non-Felony		60	60
		100.00%	100.00%
Felony Charges	4	460	464
	0.86%	99.14%	100.00%
Felony Convictions	3	259	262
	1.15%	98.85%	100.00%

- 27A.460(7) Percentage of disposition to guilty as charged by trial
- 27A.460(8) Percentage of those found guilty of lesser charge by trial
- 27A.460(9) Percentage of cases where jury trial taken
- 27A.460(10) Percentage of trials which are bench (court) trials

Shock Probation by Disposition Type
 27A.440(3)(b)

	Denied	Granted	Grand Total
0026090 SHOCK PROBATION IN FELONY CONVICTIONS	24	15	39
	61.54%	38.46%	100.00%

27A.440(3)(b) Extracted data on shock probation shall be placed in the annual report of the Administrative Office of the Courts

- * A case may consist of one or multiple convicted charges, the distinct count of cases counts the case only once.
- * Other Disposition types include: Denied, Extradition, Grand Jury, Granted, Merged, Mistrial, Grand Jury, Other, Remanded, and Sealed Records.
- * See methodology notes for information on any cases or charges that may be excluded.



ADMINISTRATIVE OFFICE OF THE COURTS
Research and Statistics
Annual Report FY 2024
Circuit Court - Felony Criminal Cases

BULLITT COUNTY

Youthful Offenders

There were 0 Felony level charges and 0 Non-Felony level charges disposed within 0 Circuit Criminal cases during the fiscal year. Non-Felony charges include Misdemeanor, Violation, Local Ordinance, or Other charges within those cases.

27A.460(11)

27A.460(11) The number of juvenile offenders tried as an adult

Of the 0 Felony level charges disposed within the Youthful Offender cases, 0 (None%) charges were convicted.

Youthful Offender

	Grand Total
Felony Charges by Disposition Type	0

Note: A youth charged prior to their 18th birthday, proceeded against as a youthful offender under KRS 635.020(7) may not be included in the above.

KRS 635.020(7) If a person who is eighteen (18) or older is charged with a felony that occurred prior to their eighteenth birthday, the court shall, upon motion of the county attorney made prior to adjudication and consultation with the Commonwealth's Attorney, the case may proceed in accordance with the provisions of KRS 640.010.

* A case may consist of one or multiple convicted charges, the distinct count of cases counts the case only once.

* Other Disposition types include: Denied, Extradition, Grand Jury, Granted, Merged, Mistrial, Grand Jury, Other, Remanded, and Sealed Records.

* See methodology notes for information on any cases or charges that may be excluded.

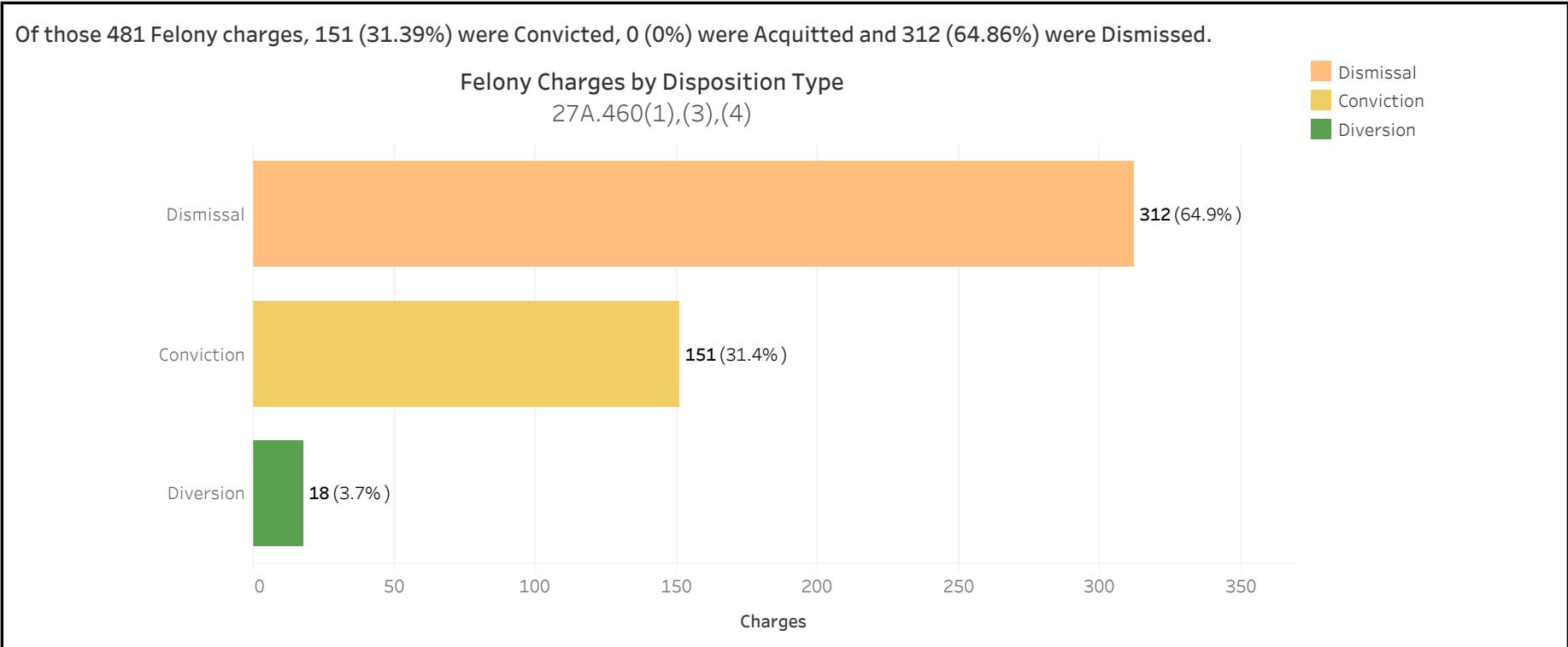


ADMINISTRATIVE OFFICE OF THE COURTS
Research and Statistics
 Annual Report FY 2024
 Circuit Court - Felony Criminal Cases

BUTLER COUNTY

There were 481 Felony level charges and 14 Non-Felony level charges disposed within 196 Circuit Criminal cases during the Fiscal Year. Non-Felony charges include Misdemeanor, Violation, Local Ordinance or Other charges within those cases.

		Charges	Cases
BUTLER	Felony	481	182
	Felony amended to Non-Felony	14	



27A.460(1) Conviction Percentages

27A.460(3) Percentage of Acquittals

27A.460(4) Percentage of Dismissals

* A case may consist of one or multiple convicted charges, the distinct count of cases counts the case only once.

* Other Disposition types include: Denied, Extradition, Grand Jury, Granted, Merged, Mistrial, Grand Jury, Other, Remanded, and Sealed Records.

* See methodology notes for information on any cases or charges that may be excluded.



ADMINISTRATIVE OFFICE OF THE COURTS
Research and Statistics
 Annual Report FY 2024
 Circuit Court - Felony Criminal Cases

BUTLER COUNTY

Felony Charges Convicted by Highest Penalty Type

Penalty Type	FELONY			MISDEMEANOR			OTHER			VIOLATION			Grand Total		
	Charges	% of Chgs	Cases	Charges	% of Chgs	Cases	Charges	% of Chgs	Cases	Charges	% of Chgs	Cases	Charges	% of Chgs	Cases
Incarcerated Prison	1,885	41.6%	595	22	1.0%	15				2	0.7%	2	1,909	27.7%	598
Incarcerated Jail	526	11.6%	267	736	35.1%	379				17	6.3%	12	1,279	18.5%	549
Alternative: Home Incarceration				4	0.2%	2							4	0.1%	2
Alternative: Probation	2,021	44.6%	905	721	34.4%	380				9	3.3%	7	2,751	39.9%	926
Alternative: Cond. Discharged	64	1.4%	46	551	26.3%	284	1	100.0%	1	3	1.1%	1	619	9.0%	320
Alternative Sentence	1	0.0%	1	8	0.4%	7				26	9.6%	21	35	0.5%	27
Pay Fine	2	0.0%	2	13	0.6%	10				156	57.6%	109	171	2.5%	113
Pay Court Cost	1	0.0%	1	1	0.0%	1				3	1.1%	3	5	0.1%	5
Other Penalty	15	0.3%	12	26	1.2%	16				54	19.9%	37	95	1.4%	59
No Sentence	20	0.4%	15	14	0.7%	9				1	0.4%	1	35	0.5%	18
Grand Total	4,535	100.0%	1,774	2,096	100.0%	1,081	1	100.0%	1	271	100.0%	188	6,903	100.0%	2,139

27A.460(2) Percentages of fines, imprisonment, or other penalty assessment

Original & Final Plea Type

		UNKNOWN PLEA TYPE	Grand Total
Felony Charges	Original Plea	481 (100.0%)	481 (100.0%)
	Final Plea	481 (100.0%)	481 (100.0%)
Felony amended to Non-Felony	Original Plea	14 (100.0%)	14 (100.0%)
	Final Plea	14 (100.0%)	14 (100.0%)

27A.460(5) Percentage of pleas as charges

27A.460(6) Percentage of pleas to reduce charges

* A case may consist of one or multiple convicted charges, the distinct count of cases counts the case only once.

* Other Disposition types include: Denied, Extradition, Grand Jury, Granted, Merged, Mistrial, Grand Jury, Other, Remanded, and Sealed Records.

* See methodology notes for information on any cases or charges that may be excluded.



ADMINISTRATIVE OFFICE OF THE COURTS
Research and Statistics
 Annual Report FY 2024
 Circuit Court - Felony Criminal Cases

BUTLER COUNTY

Cases can have multiple charges which are heard either by a Court Trial, Jury Trial, No Trial, or by a combination of trial types. Cases are categorized by how all the charges within the case were disposed. If all charges were disposed by the same trial type, it is counted in the separate category, otherwise, it is counted within the Mixed Trial category. If a charge had no trial type entered or it had No Trial, then it is counted in the No Trial category.

Cases by Trial Type
 27A.460(7), (8), (9), (10)

	Mixed Trial Typ..	No Trial	Grand Total
Felony Amended Down to Non-Felony	1 7.14%	13 92.86%	14 100.00%
Felony Charges	17 9.34%	165 90.66%	182 100.00%
Felony Convictions	15 12.93%	101 87.07%	116 100.00%

- 27A.460(7) Percentage of disposition to guilty as charged by trial
- 27A.460(8) Percentage of those found guilty of lesser charge by trial
- 27A.460(9) Percentage of cases where jury trial taken
- 27A.460(10) Percentage of trials which are bench (court) trials

Shock Probation by Disposition Type
 27A.440(3)(b)

	Denied	Granted	Withdrawn	Other	Grand Total
0026090 SHOCK PROBATION IN FELONY CONVICTIONS	40 28.17%	90 63.38%	4 2.82%	8 5.63%	142 100.00%

27A.440(3)(b) Extracted data on shock probation shall be placed in the annual report of the Administrative Office of the Courts

* A case may consist of one or multiple convicted charges, the distinct count of cases counts the case only once.
 * Other Disposition types include: Denied, Extradition, Grand Jury, Granted, Merged, Mistrial, Grand Jury, Other, Remanded, and Sealed Records.
 * See methodology notes for information on any cases or charges that may be excluded.



ADMINISTRATIVE OFFICE OF THE COURTS
Research and Statistics
Annual Report FY 2024
Circuit Court - Felony Criminal Cases

BUTLER COUNTY

Youthful Offenders

There were 0 Felony level charges and 0 Non-Felony level charges disposed within 0 Circuit Criminal cases during the fiscal year. Non-Felony charges include Misdemeanor, Violation, Local Ordinance, or Other charges within those cases.

27A.460(11)

27A.460(11) The number of juvenile offenders tried as an adult

Of the 0 Felony level charges disposed within the Youthful Offender cases, 0 (None%) charges were convicted.

Youthful Offender

	Grand Total
Felony Charges by Disposition Type	0

Note: A youth charged prior to their 18th birthday, proceeded against as a youthful offender under KRS 635.020(7) may not be included in the above.

KRS 635.020(7) If a person who is eighteen (18) or older is charged with a felony that occurred prior to their eighteenth birthday, the court shall, upon motion of the county attorney made prior to adjudication and consultation with the Commonwealth's Attorney, the case may proceed in accordance with the provisions of KRS 640.010.

* A case may consist of one or multiple convicted charges, the distinct count of cases counts the case only once.

* Other Disposition types include: Denied, Extradition, Grand Jury, Granted, Merged, Mistrial, Grand Jury, Other, Remanded, and Sealed Records.

* See methodology notes for information on any cases or charges that may be excluded.

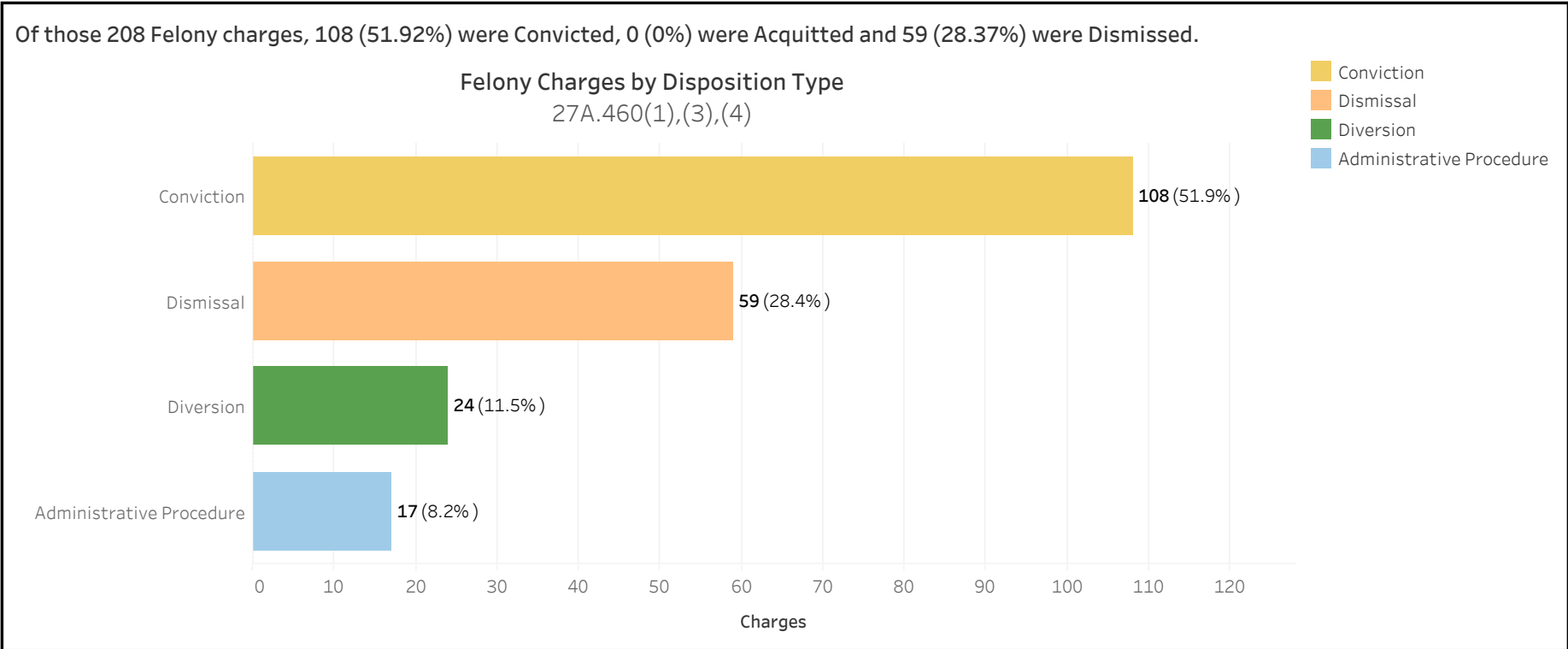


ADMINISTRATIVE OFFICE OF THE COURTS
Research and Statistics
 Annual Report FY 2024
 Circuit Court - Felony Criminal Cases

CALDWELL COUNTY

There were 208 Felony level charges and 11 Non-Felony level charges disposed within 129 Circuit Criminal cases during the Fiscal Year. Non-Felony charges include Misdemeanor, Violation, Local Ordinance or Other charges within those cases.

		Charges	Cases
CALDWELL	Felony	208	121
	Felony amended to Non-Felony	11	



27A.460(1) Conviction Percentages

27A.460(3) Percentage of Acquittals

27A.460(4) Percentage of Dismissals

* A case may consist of one or multiple convicted charges, the distinct count of cases counts the case only once.

* Other Disposition types include: Denied, Extradition, Grand Jury, Granted, Merged, Mistrial, Grand Jury, Other, Remanded, and Sealed Records.

* See methodology notes for information on any cases or charges that may be excluded.



ADMINISTRATIVE OFFICE OF THE COURTS
Research and Statistics
 Annual Report FY 2024
 Circuit Court - Felony Criminal Cases

CALDWELL COUNTY

Felony Charges Convicted by Highest Penalty Type

Penalty Type	FELONY			MISDEMEANOR			OTHER			VIOLATION			Grand Total		
	Charges	% of Chgs	Cases	Charges	% of Chgs	Cases	Charges	% of Chgs	Cases	Charges	% of Chgs	Cases	Charges	% of Chgs	Cases
Incarcerated Prison	1,885	41.6%	595	22	1.0%	15				2	0.7%	2	1,909	27.7%	598
Incarcerated Jail	526	11.6%	267	736	35.1%	379				17	6.3%	12	1,279	18.5%	549
Alternative: Home Incarceration				4	0.2%	2							4	0.1%	2
Alternative: Probation	2,021	44.6%	905	721	34.4%	380				9	3.3%	7	2,751	39.9%	926
Alternative: Cond. Discharged	64	1.4%	46	551	26.3%	284	1	100.0%	1	3	1.1%	1	619	9.0%	320
Alternative Sentence	1	0.0%	1	8	0.4%	7				26	9.6%	21	35	0.5%	27
Pay Fine	2	0.0%	2	13	0.6%	10				156	57.6%	109	171	2.5%	113
Pay Court Cost	1	0.0%	1	1	0.0%	1				3	1.1%	3	5	0.1%	5
Other Penalty	15	0.3%	12	26	1.2%	16				54	19.9%	37	95	1.4%	59
No Sentence	20	0.4%	15	14	0.7%	9				1	0.4%	1	35	0.5%	18
Grand Total	4,535	100.0%	1,774	2,096	100.0%	1,081	1	100.0%	1	271	100.0%	188	6,903	100.0%	2,139

27A.460(2) Percentages of fines, imprisonment, or other penalty assessment

Original & Final Plea Type

		GUILTY	NOT GUILTY	UNKNOWN PLEA TYPE	Grand Total
Felony Charges	Original Plea	4 (1.9%)	126 (60.6%)	78 (37.5%)	208 (100.0%)
	Final Plea	124 (59.6%)	6 (2.9%)	78 (37.5%)	208 (100.0%)
Felony amended to Non-Felony	Original Plea			11 (100.0%)	11 (100.0%)
	Final Plea			11 (100.0%)	11 (100.0%)

27A.460(5) Percentage of pleas as charges

27A.460(6) Percentage of pleas to reduce charges

* A case may consist of one or multiple convicted charges, the distinct count of cases counts the case only once.

* Other Disposition types include: Denied, Extradition, Grand Jury, Granted, Merged, Mistrial, Grand Jury, Other, Remanded, and Sealed Records.

* See methodology notes for information on any cases or charges that may be excluded.



ADMINISTRATIVE OFFICE OF THE COURTS
Research and Statistics
 Annual Report FY 2024
 Circuit Court - Felony Criminal Cases

CALDWELL COUNTY

Cases can have multiple charges which are heard either by a Court Trial, Jury Trial, No Trial, or by a combination of trial types. Cases are categorized by how all the charges within the case were disposed. If all charges were disposed by the same trial type, it is counted in the separate category, otherwise, it is counted within the Mixed Trial category. If a charge had no trial type entered or it had No Trial, then it is counted in the No Trial category.

Cases by Trial Type
 27A.460(7), (8), (9), (10)

	Mixed Trial Typ..	No Trial	Grand Total
Felony Amended Down to Non-Felony	1 12.50%	7 87.50%	8 100.00%
Felony Charges	7 5.79%	114 94.21%	121 100.00%
Felony Convictions	6 8.22%	67 91.78%	73 100.00%

- 27A.460(7) Percentage of disposition to guilty as charged by trial
- 27A.460(8) Percentage of those found guilty of lesser charge by trial
- 27A.460(9) Percentage of cases where jury trial taken
- 27A.460(10) Percentage of trials which are bench (court) trials

Shock Probation by Disposition Type
 27A.440(3)(b)

	Denied	Granted	Vacated	Grand Total
0026090 SHOCK PROBATION IN FELONY CONVICTIONS	18 40.00%	15 33.33%	12 26.67%	45 100.00%

27A.440(3)(b) Extracted data on shock probation shall be placed in the annual report of the Administrative Office of the Courts

* A case may consist of one or multiple convicted charges, the distinct count of cases counts the case only once.
 * Other Disposition types include: Denied, Extradition, Grand Jury, Granted, Merged, Mistrial, Grand Jury, Other, Remanded, and Sealed Records.
 * See methodology notes for information on any cases or charges that may be excluded.



ADMINISTRATIVE OFFICE OF THE COURTS
Research and Statistics
 Annual Report FY 2024
 Circuit Court - Felony Criminal Cases

CALDWELL COUNTY

Youthful Offenders

There were 0 Felony level charges and 0 Non-Felony level charges disposed within 0 Circuit Criminal cases during the fiscal year. Non-Felony charges include Misdemeanor, Violation, Local Ordinance, or Other charges within those cases.

27A.460(11)

27A.460(11) The number of juvenile offenders tried as an adult

Of the 0 Felony level charges disposed within the Youthful Offender cases, 0 (None%) charges were convicted.

Youthful Offender

Felony Charges by Disposition Type	0	Grand Total	0

Note: A youth charged prior to their 18th birthday, proceeded against as a youthful offender under KRS 635.020(7) may not be included in the above.

KRS 635.020(7) If a person who is eighteen (18) or older is charged with a felony that occurred prior to their eighteenth birthday, the court shall, upon motion of the county attorney made prior to adjudication and consultation with the Commonwealth's Attorney, the case may proceed in accordance with the provisions of KRS 640.010.

* A case may consist of one or multiple convicted charges, the distinct count of cases counts the case only once.

* Other Disposition types include: Denied, Extradition, Grand Jury, Granted, Merged, Mistrial, Grand Jury, Other, Remanded, and Sealed Records.

* See methodology notes for information on any cases or charges that may be excluded.

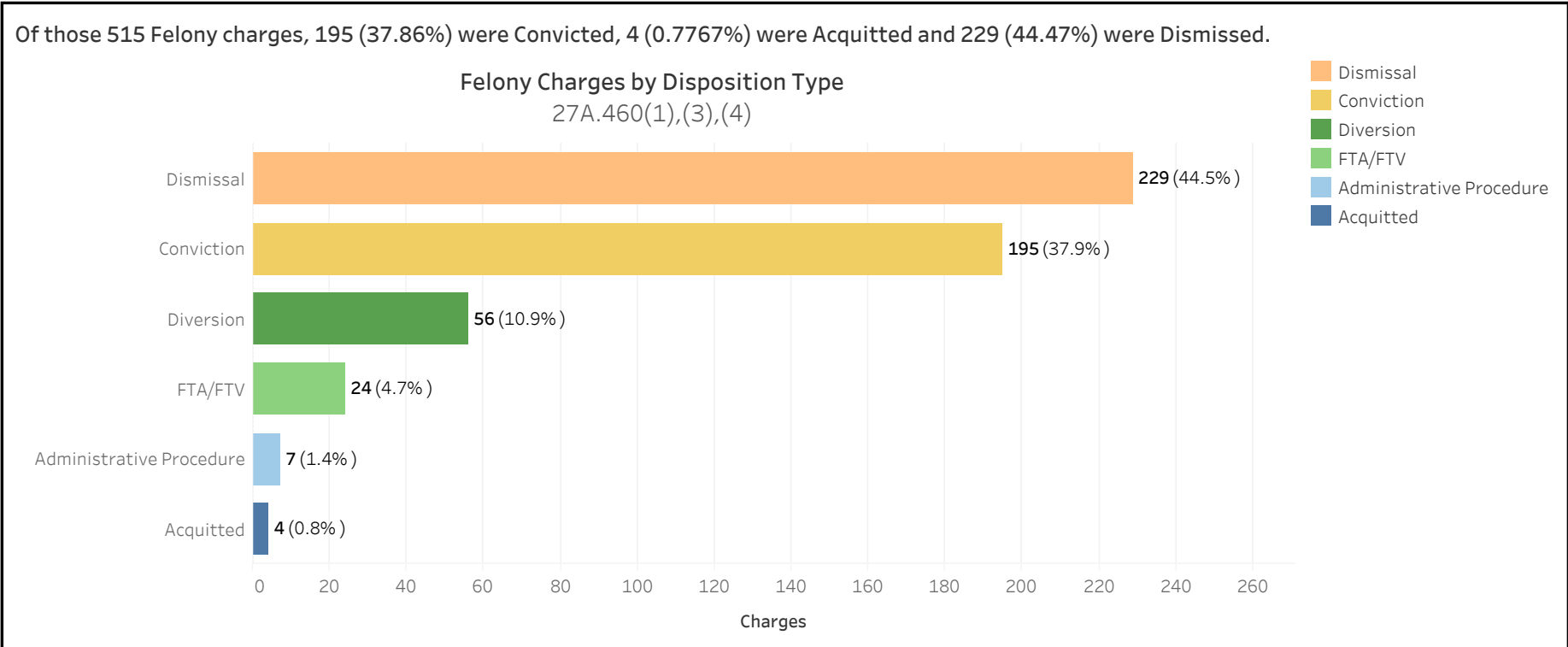


ADMINISTRATIVE OFFICE OF THE COURTS
Research and Statistics
 Annual Report FY 2024
 Circuit Court - Felony Criminal Cases

CALLOWAY COUNTY

There were 515 Felony level charges and 18 Non-Felony level charges disposed within 362 Circuit Criminal cases during the Fiscal Year. Non-Felony charges include Misdemeanor, Violation, Local Ordinance or Other charges within those cases.

		Charges	Cases
CALLOWAY	Felony	515	345
	Felony amended to Non-Felony	18	



27A.460(1) Conviction Percentages

27A.460(3) Percentage of Acquittals

27A.460(4) Percentage of Dismissals

* A case may consist of one or multiple convicted charges, the distinct count of cases counts the case only once.

* Other Disposition types include: Denied, Extradition, Grand Jury, Granted, Merged, Mistrial, Grand Jury, Other, Remanded, and Sealed Records.

* See methodology notes for information on any cases or charges that may be excluded.



ADMINISTRATIVE OFFICE OF THE COURTS
Research and Statistics
 Annual Report FY 2024
 Circuit Court - Felony Criminal Cases

CALLOWAY COUNTY

Felony Charges Convicted by Highest Penalty Type

Penalty Type	FELONY			MISDEMEANOR			OTHER			VIOLATION			Grand Total		
	Charges	% of Chgs	Cases	Charges	% of Chgs	Cases	Charges	% of Chgs	Cases	Charges	% of Chgs	Cases	Charges	% of Chgs	Cases
Incarcerated Prison	1,885	41.6%	595	22	1.0%	15				2	0.7%	2	1,909	27.7%	598
Incarcerated Jail	526	11.6%	267	736	35.1%	379				17	6.3%	12	1,279	18.5%	549
Alternative: Home Incarceration				4	0.2%	2							4	0.1%	2
Alternative: Probation	2,021	44.6%	905	721	34.4%	380				9	3.3%	7	2,751	39.9%	926
Alternative: Cond. Discharged	64	1.4%	46	551	26.3%	284	1	100.0%	1	3	1.1%	1	619	9.0%	320
Alternative Sentence	1	0.0%	1	8	0.4%	7				26	9.6%	21	35	0.5%	27
Pay Fine	2	0.0%	2	13	0.6%	10				156	57.6%	109	171	2.5%	113
Pay Court Cost	1	0.0%	1	1	0.0%	1				3	1.1%	3	5	0.1%	5
Other Penalty	15	0.3%	12	26	1.2%	16				54	19.9%	37	95	1.4%	59
No Sentence	20	0.4%	15	14	0.7%	9				1	0.4%	1	35	0.5%	18
Grand Total	4,535	100.0%	1,774	2,096	100.0%	1,081	1	100.0%	1	271	100.0%	188	6,903	100.0%	2,139

27A.460(2) Percentages of fines, imprisonment, or other penalty assessment

Original & Final Plea Type

		NOT GUILTY	UNKNOWN PLEA TYPE	Grand Total
Felony Charges	Original Plea	7 (1.4%)	508 (98.6%)	515 (100.0%)
	Final Plea	7 (1.4%)	508 (98.6%)	515 (100.0%)
Felony amended to Non-Felony	Original Plea		18 (100.0%)	18 (100.0%)
	Final Plea		18 (100.0%)	18 (100.0%)

27A.460(5) Percentage of pleas as charges

27A.460(6) Percentage of pleas to reduce charges

* A case may consist of one or multiple convicted charges, the distinct count of cases counts the case only once.

* Other Disposition types include: Denied, Extradition, Grand Jury, Granted, Merged, Mistrial, Grand Jury, Other, Remanded, and Sealed Records.

* See methodology notes for information on any cases or charges that may be excluded.



ADMINISTRATIVE OFFICE OF THE COURTS
Research and Statistics
 Annual Report FY 2024
 Circuit Court - Felony Criminal Cases

CALLOWAY COUNTY

Cases can have multiple charges which are heard either by a Court Trial, Jury Trial, No Trial, or by a combination of trial types. Cases are categorized by how all the charges within the case were disposed. If all charges were disposed by the same trial type, it is counted in the separate category, otherwise, it is counted within the Mixed Trial category. If a charge had no trial type entered or it had No Trial, then it is counted in the No Trial category.

Cases by Trial Type
 27A.460(7), (8), (9), (10)

	Jury Trial	Mixed Trial Typ..	No Trial	Grand Total
Felony Amended Down to Non-Felony			17	17
			100.00%	100.00%
Felony Charges	2	21	322	345
	0.58%	6.09%	93.33%	100.00%
Felony Convictions	1	17	122	140
	0.71%	12.14%	87.14%	100.00%

- 27A.460(7) Percentage of disposition to guilty as charged by trial
- 27A.460(8) Percentage of those found guilty of lesser charge by trial
- 27A.460(9) Percentage of cases where jury trial taken
- 27A.460(10) Percentage of trials which are bench (court) trials

Shock Probation by Disposition Type
 27A.440(3)(b)

	Denied	Granted	Withdrawn	Other	Grand Total
0026090 SHOCK PROBATION IN FELONY CONVICTIONS	61	27	3	2	93
	65.59%	29.03%	3.23%	2.15%	100.00%

27A.440(3)(b) Extracted data on shock probation shall be placed in the annual report of the Administrative Office of the Courts

* A case may consist of one or multiple convicted charges, the distinct count of cases counts the case only once.
 * Other Disposition types include: Denied, Extradition, Grand Jury, Granted, Merged, Mistrial, Grand Jury, Other, Remanded, and Sealed Records.
 * See methodology notes for information on any cases or charges that may be excluded.



ADMINISTRATIVE OFFICE OF THE COURTS
Research and Statistics
 Annual Report FY 2024
 Circuit Court - Felony Criminal Cases

CALLOWAY COUNTY

Youthful Offenders

There were 1 Felony level charges and 0 Non-Felony level charges disposed within 1 Circuit Criminal cases during the fiscal year. Non-Felony charges include Misdemeanor, Violation, Local Ordinance, or Other charges within those cases.

27A.460(11)

	Charges	Cases
Felony	1	1
Felony Amended to Non-Felony	0	0

27A.460(11) The number of juvenile offenders tried as an adult

Of the 1 Felony level charges disposed within the Youthful Offender cases, 0 (0%) charges were convicted.

Youthful Offender

	Dismissal	Grand Total
Felony Charges by Disposition Type	1	1

Note: A youth charged prior to their 18th birthday, proceeded against as a youthful offender under KRS 635.020(7) may not be included in the above.

KRS 635.020(7) If a person who is eighteen (18) or older is charged with a felony that occurred prior to their eighteenth birthday, the court shall, upon motion of the county attorney made prior to adjudication and consultation with the Commonwealth's Attorney, the case may proceed in accordance with the provisions of KRS 640.010.

* A case may consist of one or multiple convicted charges, the distinct count of cases counts the case only once.

* Other Disposition types include: Denied, Extradition, Grand Jury, Granted, Merged, Mistrial, Grand Jury, Other, Remanded, and Sealed Records.

* See methodology notes for information on any cases or charges that may be excluded.

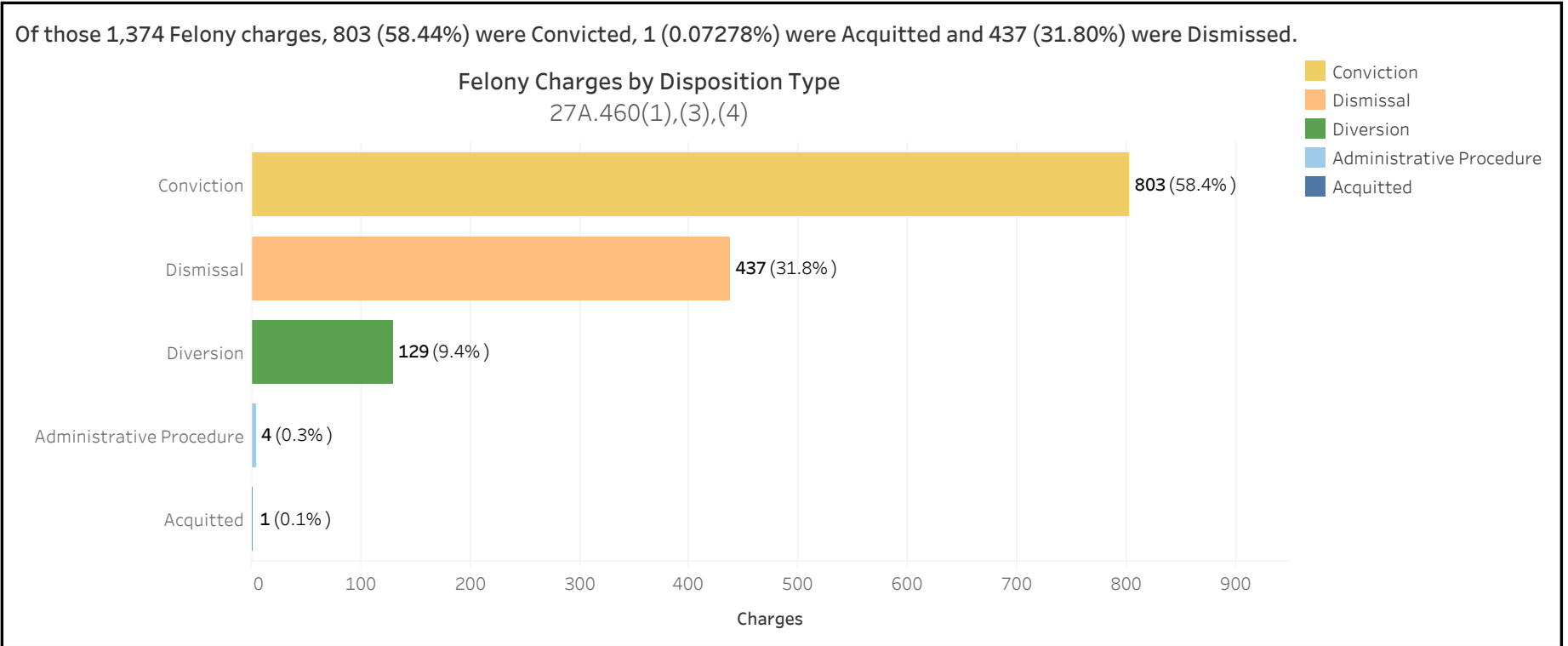


ADMINISTRATIVE OFFICE OF THE COURTS
Research and Statistics
 Annual Report FY 2024
 Circuit Court - Felony Criminal Cases

CAMPBELL COUNTY

There were 1,374 Felony level charges and 38 Non-Felony level charges disposed within 908 Circuit Criminal cases during the Fiscal Year. Non-Felony charges include Misdemeanor, Violation, Local Ordinance or Other charges within those cases.

		Charges	Cases
CAMPBELL	Felony	1,374	872
	Felony amended to Non-Felony	38	



27A.460(1) Conviction Percentages

27A.460(3) Percentage of Acquittals

27A.460(4) Percentage of Dismissals

* A case may consist of one or multiple convicted charges, the distinct count of cases counts the case only once.

* Other Disposition types include: Denied, Extradition, Grand Jury, Granted, Merged, Mistrial, Grand Jury, Other, Remanded, and Sealed Records.

* See methodology notes for information on any cases or charges that may be excluded.



ADMINISTRATIVE OFFICE OF THE COURTS
Research and Statistics
 Annual Report FY 2024
 Circuit Court - Felony Criminal Cases

CAMPBELL COUNTY

Felony Charges Convicted by Highest Penalty Type

Penalty Type	FELONY			MISDEMEANOR			OTHER			VIOLATION			Grand Total		
	Charges	% of Chgs	Cases	Charges	% of Chgs	Cases	Charges	% of Chgs	Cases	Charges	% of Chgs	Cases	Charges	% of Chgs	Cases
Incarcerated Prison	1,885	41.6%	595	22	1.0%	15				2	0.7%	2	1,909	27.7%	598
Incarcerated Jail	526	11.6%	267	736	35.1%	379				17	6.3%	12	1,279	18.5%	549
Alternative: Home Incarceration				4	0.2%	2							4	0.1%	2
Alternative: Probation	2,021	44.6%	905	721	34.4%	380				9	3.3%	7	2,751	39.9%	926
Alternative: Cond. Discharged	64	1.4%	46	551	26.3%	284	1	100.0%	1	3	1.1%	1	619	9.0%	320
Alternative Sentence	1	0.0%	1	8	0.4%	7				26	9.6%	21	35	0.5%	27
Pay Fine	2	0.0%	2	13	0.6%	10				156	57.6%	109	171	2.5%	113
Pay Court Cost	1	0.0%	1	1	0.0%	1				3	1.1%	3	5	0.1%	5
Other Penalty	15	0.3%	12	26	1.2%	16				54	19.9%	37	95	1.4%	59
No Sentence	20	0.4%	15	14	0.7%	9				1	0.4%	1	35	0.5%	18
Grand Total	4,535	100.0%	1,774	2,096	100.0%	1,081	1	100.0%	1	271	100.0%	188	6,903	100.0%	2,139

27A.460(2) Percentages of fines, imprisonment, or other penalty assessment

Original & Final Plea Type

		GUILTY	NOT GUILTY	UNKNOWN PLEA TYPE	Grand Total
Felony Charges	Original Plea	23 (1.7%)	1,083 (78.8%)	268 (19.5%)	1,374 (100.0%)
	Final Plea	1,072 (78.0%)	34 (2.5%)	268 (19.5%)	1,374 (100.0%)
Felony amended to Non-Felony	Original Plea		5 (13.2%)	33 (86.8%)	38 (100.0%)
	Final Plea	3 (7.9%)	2 (5.3%)	33 (86.8%)	38 (100.0%)

27A.460(5) Percentage of pleas as charges

27A.460(6) Percentage of pleas to reduce charges

* A case may consist of one or multiple convicted charges, the distinct count of cases counts the case only once.

* Other Disposition types include: Denied, Extradition, Grand Jury, Granted, Merged, Mistrial, Grand Jury, Other, Remanded, and Sealed Records.

* See methodology notes for information on any cases or charges that may be excluded.



ADMINISTRATIVE OFFICE OF THE COURTS
Research and Statistics
 Annual Report FY 2024
 Circuit Court - Felony Criminal Cases

CAMPBELL COUNTY

Cases can have multiple charges which are heard either by a Court Trial, Jury Trial, No Trial, or by a combination of trial types. Cases are categorized by how all the charges within the case were disposed. If all charges were disposed by the same trial type, it is counted in the separate category, otherwise, it is counted within the Mixed Trial category. If a charge had no trial type entered or it had No Trial, then it is counted in the No Trial category.

Cases by Trial Type
 27A.460(7), (8), (9), (10)

	Jury Trial	Mixed Trial Typ..	No Trial	Grand Total
Felony Amended Down to Non-Felony		1 2.78%	35 97.22%	36 100.00%
Felony Charges	2 0.23%	3 0.34%	867 99.43%	872 100.00%
Felony Convictions	2 0.43%	2 0.43%	459 99.14%	463 100.00%

- 27A.460(7) Percentage of disposition to guilty as charged by trial
- 27A.460(8) Percentage of those found guilty of lesser charge by trial
- 27A.460(9) Percentage of cases where jury trial taken
- 27A.460(10) Percentage of trials which are bench (court) trials

Shock Probation by Disposition Type
 27A.440(3)(b)

	Denied	Granted	Grand Total
0026090 SHOCK PROBATION IN FELONY CONVICTIONS	24 88.89%	3 11.11%	27 100.00%

27A.440(3)(b) Extracted data on shock probation shall be placed in the annual report of the Administrative Office of the Courts

* A case may consist of one or multiple convicted charges, the distinct count of cases counts the case only once.
 * Other Disposition types include: Denied, Extradition, Grand Jury, Granted, Merged, Mistrial, Grand Jury, Other, Remanded, and Sealed Records.
 * See methodology notes for information on any cases or charges that may be excluded.



ADMINISTRATIVE OFFICE OF THE COURTS
Research and Statistics
Annual Report FY 2024
Circuit Court - Felony Criminal Cases

CAMPBELL COUNTY

Youthful Offenders

There were 0 Felony level charges and 0 Non-Felony level charges disposed within 0 Circuit Criminal cases during the fiscal year. Non-Felony charges include Misdemeanor, Violation, Local Ordinance, or Other charges within those cases.

27A.460(11)

27A.460(11) The number of juvenile offenders tried as an adult

Of the 0 Felony level charges disposed within the Youthful Offender cases, 0 (None%) charges were convicted.

Youthful Offender

	Grand Total
Felony Charges by Disposition Type	0

Note: A youth charged prior to their 18th birthday, proceeded against as a youthful offender under KRS 635.020(7) may not be included in the above.

KRS 635.020(7) If a person who is eighteen (18) or older is charged with a felony that occurred prior to their eighteenth birthday, the court shall, upon motion of the county attorney made prior to adjudication and consultation with the Commonwealth's Attorney, the case may proceed in accordance with the provisions of KRS 640.010.

* A case may consist of one or multiple convicted charges, the distinct count of cases counts the case only once.

* Other Disposition types include: Denied, Extradition, Grand Jury, Granted, Merged, Mistrial, Grand Jury, Other, Remanded, and Sealed Records.

* See methodology notes for information on any cases or charges that may be excluded.

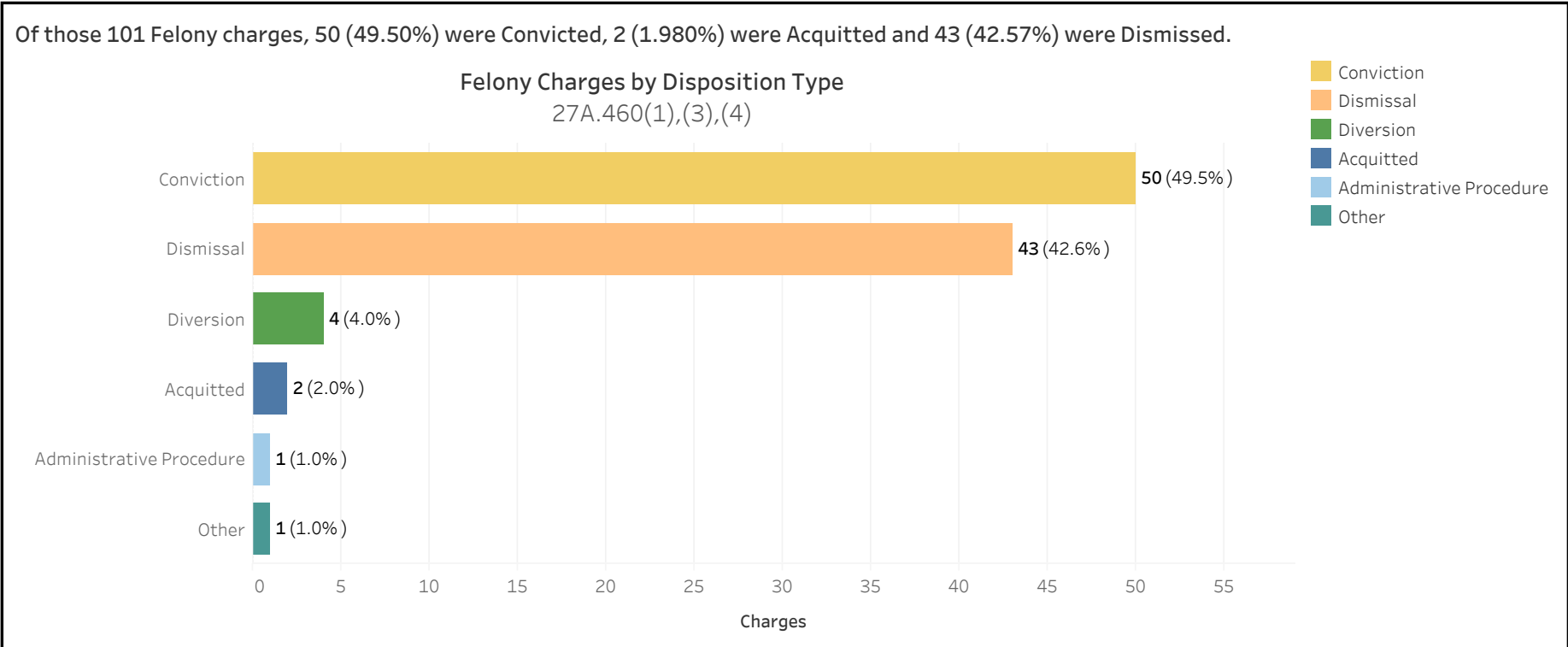


ADMINISTRATIVE OFFICE OF THE COURTS
Research and Statistics
 Annual Report FY 2024
 Circuit Court - Felony Criminal Cases

CARLISLE COUNTY

There were 101 Felony level charges and 4 Non-Felony level charges disposed within 64 Circuit Criminal cases during the Fiscal Year. Non-Felony charges include Misdemeanor, Violation, Local Ordinance or Other charges within those cases.

		Charges	Cases
CARLISLE	Felony	101	60
	Felony amended to Non-Felony	4	



27A.460(1) Conviction Percentages

27A.460(3) Percentage of Acquittals

27A.460(4) Percentage of Dismissals

* A case may consist of one or multiple convicted charges, the distinct count of cases counts the case only once.

* Other Disposition types include: Denied, Extradition, Grand Jury, Granted, Merged, Mistrial, Grand Jury, Other, Remanded, and Sealed Records.

* See methodology notes for information on any cases or charges that may be excluded.



ADMINISTRATIVE OFFICE OF THE COURTS
Research and Statistics
 Annual Report FY 2024
 Circuit Court - Felony Criminal Cases

CARLISLE COUNTY

Felony Charges Convicted by Highest Penalty Type

Penalty Type	FELONY			MISDEMEANOR			OTHER			VIOLATION			Grand Total		
	Charges	% of Chgs	Cases	Charges	% of Chgs	Cases	Charges	% of Chgs	Cases	Charges	% of Chgs	Cases	Charges	% of Chgs	Cases
Incarcerated Prison	1,885	41.6%	595	22	1.0%	15				2	0.7%	2	1,909	27.7%	598
Incarcerated Jail	526	11.6%	267	736	35.1%	379				17	6.3%	12	1,279	18.5%	549
Alternative: Home Incarceration				4	0.2%	2							4	0.1%	2
Alternative: Probation	2,021	44.6%	905	721	34.4%	380				9	3.3%	7	2,751	39.9%	926
Alternative: Cond. Discharged	64	1.4%	46	551	26.3%	284	1	100.0%	1	3	1.1%	1	619	9.0%	320
Alternative Sentence	1	0.0%	1	8	0.4%	7				26	9.6%	21	35	0.5%	27
Pay Fine	2	0.0%	2	13	0.6%	10				156	57.6%	109	171	2.5%	113
Pay Court Cost	1	0.0%	1	1	0.0%	1				3	1.1%	3	5	0.1%	5
Other Penalty	15	0.3%	12	26	1.2%	16				54	19.9%	37	95	1.4%	59
No Sentence	20	0.4%	15	14	0.7%	9				1	0.4%	1	35	0.5%	18
Grand Total	4,535	100.0%	1,774	2,096	100.0%	1,081	1	100.0%	1	271	100.0%	188	6,903	100.0%	2,139

27A.460(2) Percentages of fines, imprisonment, or other penalty assessment

Original & Final Plea Type

		GUILTY	NOT GUILTY	UNKNOWN PLEA TYPE	Grand Total
Felony Charges	Original Plea		13 (12.9%)	88 (87.1%)	101 (100.0%)
	Final Plea	11 (10.9%)	2 (2.0%)	88 (87.1%)	101 (100.0%)
Felony amended to Non-Felony	Original Plea			4 (100.0%)	4 (100.0%)
	Final Plea			4 (100.0%)	4 (100.0%)

27A.460(5) Percentage of pleas as charges

27A.460(6) Percentage of pleas to reduce charges

* A case may consist of one or multiple convicted charges, the distinct count of cases counts the case only once.

* Other Disposition types include: Denied, Extradition, Grand Jury, Granted, Merged, Mistrial, Grand Jury, Other, Remanded, and Sealed Records.

* See methodology notes for information on any cases or charges that may be excluded.



ADMINISTRATIVE OFFICE OF THE COURTS
Research and Statistics
 Annual Report FY 2024
 Circuit Court - Felony Criminal Cases

CARLISLE COUNTY

Cases can have multiple charges which are heard either by a Court Trial, Jury Trial, No Trial, or by a combination of trial types. Cases are categorized by how all the charges within the case were disposed. If all charges were disposed by the same trial type, it is counted in the separate category, otherwise, it is counted within the Mixed Trial category. If a charge had no trial type entered or it had No Trial, then it is counted in the No Trial category.

Cases by Trial Type
 27A.460(7), (8), (9), (10)

	Jury Trial	Mixed Trial Typ..	No Trial	Grand Total
Felony Amended Down to Non-Felony			4	4
			100.00%	100.00%
Felony Charges	2	7	51	60
	3.33%	11.67%	85.00%	100.00%
Felony Convictions	1	7	34	42
	2.38%	16.67%	80.95%	100.00%

- 27A.460(7) Percentage of disposition to guilty as charged by trial
- 27A.460(8) Percentage of those found guilty of lesser charge by trial
- 27A.460(9) Percentage of cases where jury trial taken
- 27A.460(10) Percentage of trials which are bench (court) trials

Shock Probation by Disposition Type
 27A.440(3)(b)

	Denied	Granted	Grand Total
0026090 SHOCK PROBATION IN FELONY CONVICTIONS	23	1	24
	95.83%	4.17%	100.00%
0026100 SHOCK PROBATION IN MISDEMEANOR CONVICTIONS	1		1
	100.00%		100.00%

27A.440(3)(b) Extracted data on shock probation shall be placed in the annual report of the Administrative Office of the Courts

* A case may consist of one or multiple convicted charges, the distinct count of cases counts the case only once.
 * Other Disposition types include: Denied, Extradition, Grand Jury, Granted, Merged, Mistrial, Grand Jury, Other, Remanded, and Sealed Records.
 * See methodology notes for information on any cases or charges that may be excluded.



ADMINISTRATIVE OFFICE OF THE COURTS
Research and Statistics
Annual Report FY 2024
Circuit Court - Felony Criminal Cases

CARLISLE COUNTY

Youthful Offenders

There were 0 Felony level charges and 0 Non-Felony level charges disposed within 0 Circuit Criminal cases during the fiscal year. Non-Felony charges include Misdemeanor, Violation, Local Ordinance, or Other charges within those cases.

27A.460(11)

27A.460(11) The number of juvenile offenders tried as an adult

Of the 0 Felony level charges disposed within the Youthful Offender cases, 0 (None%) charges were convicted.

Youthful Offender

	Grand Total
Felony Charges by Disposition Type	0

Note: A youth charged prior to their 18th birthday, proceeded against as a youthful offender under KRS 635.020(7) may not be included in the above.

KRS 635.020(7) If a person who is eighteen (18) or older is charged with a felony that occurred prior to their eighteenth birthday, the court shall, upon motion of the county attorney made prior to adjudication and consultation with the Commonwealth's Attorney, the case may proceed in accordance with the provisions of KRS 640.010.

* A case may consist of one or multiple convicted charges, the distinct count of cases counts the case only once.

* Other Disposition types include: Denied, Extradition, Grand Jury, Granted, Merged, Mistrial, Grand Jury, Other, Remanded, and Sealed Records.

* See methodology notes for information on any cases or charges that may be excluded.

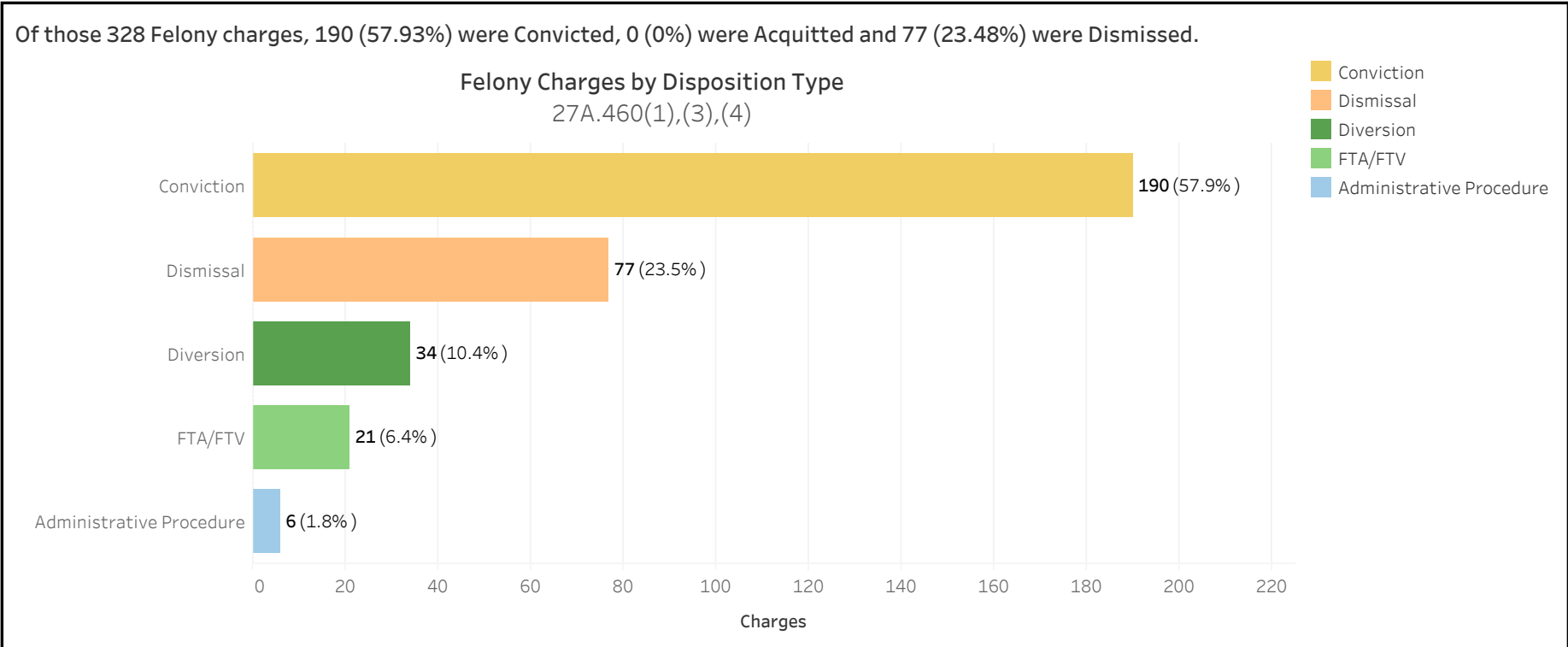


ADMINISTRATIVE OFFICE OF THE COURTS
Research and Statistics
 Annual Report FY 2024
 Circuit Court - Felony Criminal Cases

CARROLL COUNTY

There were 328 Felony level charges and 11 Non-Felony level charges disposed within 213 Circuit Criminal cases during the Fiscal Year. Non-Felony charges include Misdemeanor, Violation, Local Ordinance or Other charges within those cases.

		Charges	Cases
CARROLL	Felony	328	202
	Felony amended to Non-Felony	11	



27A.460(1) Conviction Percentages

27A.460(3) Percentage of Acquittals

27A.460(4) Percentage of Dismissals

* A case may consist of one or multiple convicted charges, the distinct count of cases counts the case only once.

* Other Disposition types include: Denied, Extradition, Grand Jury, Granted, Merged, Mistrial, Grand Jury, Other, Remanded, and Sealed Records.

* See methodology notes for information on any cases or charges that may be excluded.



ADMINISTRATIVE OFFICE OF THE COURTS
Research and Statistics
 Annual Report FY 2024
 Circuit Court - Felony Criminal Cases

CARROLL COUNTY

Felony Charges Convicted by Highest Penalty Type

Penalty Type	FELONY			MISDEMEANOR			OTHER			VIOLATION			Grand Total		
	Charges	% of Chgs	Cases	Charges	% of Chgs	Cases	Charges	% of Chgs	Cases	Charges	% of Chgs	Cases	Charges	% of Chgs	Cases
Incarcerated Prison	1,885	41.6%	595	22	1.0%	15				2	0.7%	2	1,909	27.7%	598
Incarcerated Jail	526	11.6%	267	736	35.1%	379				17	6.3%	12	1,279	18.5%	549
Alternative: Home Incarceration				4	0.2%	2							4	0.1%	2
Alternative: Probation	2,021	44.6%	905	721	34.4%	380				9	3.3%	7	2,751	39.9%	926
Alternative: Cond. Discharged	64	1.4%	46	551	26.3%	284	1	100.0%	1	3	1.1%	1	619	9.0%	320
Alternative Sentence	1	0.0%	1	8	0.4%	7				26	9.6%	21	35	0.5%	27
Pay Fine	2	0.0%	2	13	0.6%	10				156	57.6%	109	171	2.5%	113
Pay Court Cost	1	0.0%	1	1	0.0%	1				3	1.1%	3	5	0.1%	5
Other Penalty	15	0.3%	12	26	1.2%	16				54	19.9%	37	95	1.4%	59
No Sentence	20	0.4%	15	14	0.7%	9				1	0.4%	1	35	0.5%	18
Grand Total	4,535	100.0%	1,774	2,096	100.0%	1,081	1	100.0%	1	271	100.0%	188	6,903	100.0%	2,139

27A.460(2) Percentages of fines, imprisonment, or other penalty assessment

Original & Final Plea Type

		UNKNOWN PLEA TYPE	Grand Total
Felony Charges	Original Plea	328 (100.0%)	328 (100.0%)
	Final Plea	328 (100.0%)	328 (100.0%)
Felony amended to Non-Felony	Original Plea	11 (100.0%)	11 (100.0%)
	Final Plea	11 (100.0%)	11 (100.0%)

27A.460(5) Percentage of pleas as charges

27A.460(6) Percentage of pleas to reduce charges

* A case may consist of one or multiple convicted charges, the distinct count of cases counts the case only once.

* Other Disposition types include: Denied, Extradition, Grand Jury, Granted, Merged, Mistrial, Grand Jury, Other, Remanded, and Sealed Records.

* See methodology notes for information on any cases or charges that may be excluded.



ADMINISTRATIVE OFFICE OF THE COURTS
Research and Statistics
 Annual Report FY 2024
 Circuit Court - Felony Criminal Cases

CARROLL COUNTY

Cases can have multiple charges which are heard either by a Court Trial, Jury Trial, No Trial, or by a combination of trial types. Cases are categorized by how all the charges within the case were disposed. If all charges were disposed by the same trial type, it is counted in the separate category, otherwise, it is counted within the Mixed Trial category. If a charge had no trial type entered or it had No Trial, then it is counted in the No Trial category.

Cases by Trial Type
 27A.460(7), (8), (9), (10)

	Mixed Trial Typ..	No Trial	Grand Total
Felony Amended Down to Non-Felony	1 9.09%	10 90.91%	11 100.00%
Felony Charges	19 9.41%	183 90.59%	202 100.00%
Felony Convictions	18 13.64%	114 86.36%	132 100.00%

- 27A.460(7) Percentage of disposition to guilty as charged by trial
- 27A.460(8) Percentage of those found guilty of lesser charge by trial
- 27A.460(9) Percentage of cases where jury trial taken
- 27A.460(10) Percentage of trials which are bench (court) trials

Shock Probation by Disposition Type
 27A.440(3)(b)

	Denied	Granted	Other	Grand Total
0026090 SHOCK PROBATION IN FELONY CONVICTIONS	35 89.74%	3 7.69%	1 2.56%	39 100.00%

27A.440(3)(b) Extracted data on shock probation shall be placed in the annual report of the Administrative Office of the Courts

- * A case may consist of one or multiple convicted charges, the distinct count of cases counts the case only once.
- * Other Disposition types include: Denied, Extradition, Grand Jury, Granted, Merged, Mistrial, Grand Jury, Other, Remanded, and Sealed Records.
- * See methodology notes for information on any cases or charges that may be excluded.



ADMINISTRATIVE OFFICE OF THE COURTS
Research and Statistics
Annual Report FY 2024
Circuit Court - Felony Criminal Cases

CARROLL COUNTY

Youthful Offenders

There were 0 Felony level charges and 0 Non-Felony level charges disposed within 0 Circuit Criminal cases during the fiscal year. Non-Felony charges include Misdemeanor, Violation, Local Ordinance, or Other charges within those cases.

27A.460(11)

27A.460(11) The number of juvenile offenders tried as an adult

Of the 0 Felony level charges disposed within the Youthful Offender cases, 0 (None%) charges were convicted.

Youthful Offender

	Grand Total
Felony Charges by Disposition Type	0

Note: A youth charged prior to their 18th birthday, proceeded against as a youthful offender under KRS 635.020(7) may not be included in the above.

KRS 635.020(7) If a person who is eighteen (18) or older is charged with a felony that occurred prior to their eighteenth birthday, the court shall, upon motion of the county attorney made prior to adjudication and consultation with the Commonwealth's Attorney, the case may proceed in accordance with the provisions of KRS 640.010.

* A case may consist of one or multiple convicted charges, the distinct count of cases counts the case only once.

* Other Disposition types include: Denied, Extradition, Grand Jury, Granted, Merged, Mistrial, Grand Jury, Other, Remanded, and Sealed Records.

* See methodology notes for information on any cases or charges that may be excluded.

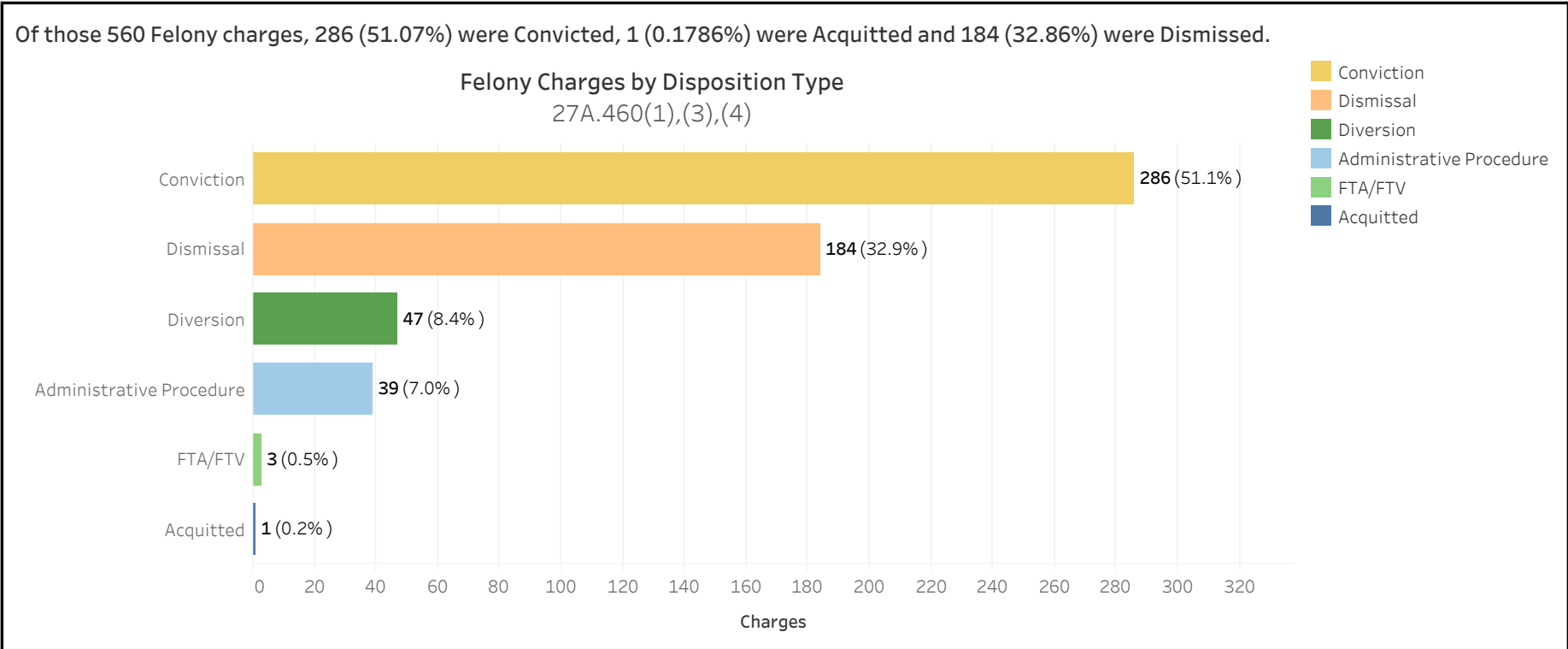


ADMINISTRATIVE OFFICE OF THE COURTS
Research and Statistics
 Annual Report FY 2024
 Circuit Court - Felony Criminal Cases

CARTER COUNTY

There were 560 Felony level charges and 24 Non-Felony level charges disposed within 305 Circuit Criminal cases during the Fiscal Year. Non-Felony charges include Misdemeanor, Violation, Local Ordinance or Other charges within those cases.

		Charges	Cases
CARTER	Felony	560	284
	Felony amended to Non-Felony	24	



27A.460(1) Conviction Percentages

27A.460(3) Percentage of Acquittals

27A.460(4) Percentage of Dismissals

* A case may consist of one or multiple convicted charges, the distinct count of cases counts the case only once.

* Other Disposition types include: Denied, Extradition, Grand Jury, Granted, Merged, Mistrial, Grand Jury, Other, Remanded, and Sealed Records.

* See methodology notes for information on any cases or charges that may be excluded.



ADMINISTRATIVE OFFICE OF THE COURTS
Research and Statistics
 Annual Report FY 2024
 Circuit Court - Felony Criminal Cases

CARTER COUNTY

Felony Charges Convicted by Highest Penalty Type

Penalty Type	FELONY			MISDEMEANOR			OTHER			VIOLATION			Grand Total		
	Charges	% of Chgs	Cases	Charges	% of Chgs	Cases	Charges	% of Chgs	Cases	Charges	% of Chgs	Cases	Charges	% of Chgs	Cases
Incarcerated Prison	1,885	41.6%	595	22	1.0%	15				2	0.7%	2	1,909	27.7%	598
Incarcerated Jail	526	11.6%	267	736	35.1%	379				17	6.3%	12	1,279	18.5%	549
Alternative: Home Incarceration				4	0.2%	2							4	0.1%	2
Alternative: Probation	2,021	44.6%	905	721	34.4%	380				9	3.3%	7	2,751	39.9%	926
Alternative: Cond. Discharged	64	1.4%	46	551	26.3%	284	1	100.0%	1	3	1.1%	1	619	9.0%	320
Alternative Sentence	1	0.0%	1	8	0.4%	7				26	9.6%	21	35	0.5%	27
Pay Fine	2	0.0%	2	13	0.6%	10				156	57.6%	109	171	2.5%	113
Pay Court Cost	1	0.0%	1	1	0.0%	1				3	1.1%	3	5	0.1%	5
Other Penalty	15	0.3%	12	26	1.2%	16				54	19.9%	37	95	1.4%	59
No Sentence	20	0.4%	15	14	0.7%	9				1	0.4%	1	35	0.5%	18
Grand Total	4,535	100.0%	1,774	2,096	100.0%	1,081	1	100.0%	1	271	100.0%	188	6,903	100.0%	2,139

27A.460(2) Percentages of fines, imprisonment, or other penalty assessment

Original & Final Plea Type

		GUILTY	NOT GUILTY	UNKNOWN PLEA TYPE	Grand Total
Felony Charges	Original Plea	4 (0.7%)	288 (51.4%)	268 (47.9%)	560 (100.0%)
	Final Plea	290 (51.8%)	2 (0.4%)	268 (47.9%)	560 (100.0%)
Felony amended to Non-Felony	Original Plea			24 (100.0%)	24 (100.0%)
	Final Plea			24 (100.0%)	24 (100.0%)

27A.460(5) Percentage of pleas as charges

27A.460(6) Percentage of pleas to reduce charges

* A case may consist of one or multiple convicted charges, the distinct count of cases counts the case only once.

* Other Disposition types include: Denied, Extradition, Grand Jury, Granted, Merged, Mistrial, Grand Jury, Other, Remanded, and Sealed Records.

* See methodology notes for information on any cases or charges that may be excluded.



ADMINISTRATIVE OFFICE OF THE COURTS
Research and Statistics
 Annual Report FY 2024
 Circuit Court - Felony Criminal Cases

CARTER COUNTY

Cases can have multiple charges which are heard either by a Court Trial, Jury Trial, No Trial, or by a combination of trial types. Cases are categorized by how all the charges within the case were disposed. If all charges were disposed by the same trial type, it is counted in the separate category, otherwise, it is counted within the Mixed Trial category. If a charge had no trial type entered or it had No Trial, then it is counted in the No Trial category.

Cases by Trial Type
 27A.460(7), (8), (9), (10)

	Jury Trial	Mixed Trial Typ..	No Trial	Grand Total
Felony Amended Down to Non-Felony			21	21
			100.00%	100.00%
Felony Charges	1	4	279	284
	0.35%	1.41%	98.24%	100.00%
Felony Convictions		3	168	171
		1.75%	98.25%	100.00%

- 27A.460(7) Percentage of disposition to guilty as charged by trial
- 27A.460(8) Percentage of those found guilty of lesser charge by trial
- 27A.460(9) Percentage of cases where jury trial taken
- 27A.460(10) Percentage of trials which are bench (court) trials

Shock Probation by Disposition Type
 27A.440(3)(b)

	Denied	Granted	Grand Total
0026090 SHOCK PROBATION IN FELONY CONVICTIONS	5	1	6
	83.33%	16.67%	100.00%

27A.440(3)(b) Extracted data on shock probation shall be placed in the annual report of the Administrative Office of the Courts

- * A case may consist of one or multiple convicted charges, the distinct count of cases counts the case only once.
- * Other Disposition types include: Denied, Extradition, Grand Jury, Granted, Merged, Mistrial, Grand Jury, Other, Remanded, and Sealed Records.
- * See methodology notes for information on any cases or charges that may be excluded.



ADMINISTRATIVE OFFICE OF THE COURTS
Research and Statistics
Annual Report FY 2024
Circuit Court - Felony Criminal Cases

CARTER COUNTY

Youthful Offenders

There were 0 Felony level charges and 0 Non-Felony level charges disposed within 0 Circuit Criminal cases during the fiscal year. Non-Felony charges include Misdemeanor, Violation, Local Ordinance, or Other charges within those cases.

27A.460(11)

27A.460(11) The number of juvenile offenders tried as an adult

Of the 0 Felony level charges disposed within the Youthful Offender cases, 0 (None%) charges were convicted.

Youthful Offender

	Grand Total
Felony Charges by Disposition Type	0

Note: A youth charged prior to their 18th birthday, proceeded against as a youthful offender under KRS 635.020(7) may not be included in the above.

KRS 635.020(7) If a person who is eighteen (18) or older is charged with a felony that occurred prior to their eighteenth birthday, the court shall, upon motion of the county attorney made prior to adjudication and consultation with the Commonwealth's Attorney, the case may proceed in accordance with the provisions of KRS 640.010.

* A case may consist of one or multiple convicted charges, the distinct count of cases counts the case only once.

* Other Disposition types include: Denied, Extradition, Grand Jury, Granted, Merged, Mistrial, Grand Jury, Other, Remanded, and Sealed Records.

* See methodology notes for information on any cases or charges that may be excluded.

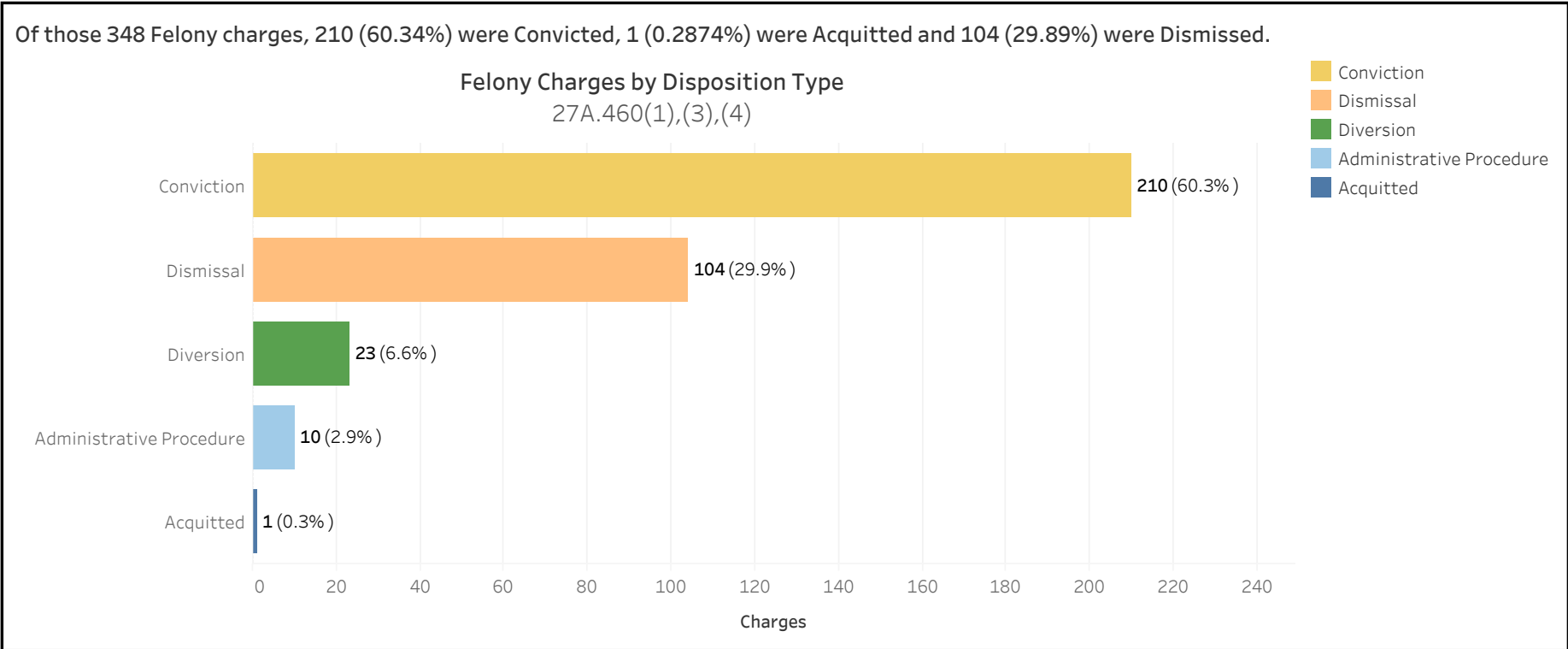


ADMINISTRATIVE OFFICE OF THE COURTS
Research and Statistics
 Annual Report FY 2024
 Circuit Court - Felony Criminal Cases

CASEY COUNTY

There were 348 Felony level charges and 9 Non-Felony level charges disposed within 201 Circuit Criminal cases during the Fiscal Year. Non-Felony charges include Misdemeanor, Violation, Local Ordinance or Other charges within those cases.

		Charges	Cases
CASEY	Felony	348	194
	Felony amended to Non-Felony	9	



27A.460(1) Conviction Percentages

27A.460(3) Percentage of Acquittals

27A.460(4) Percentage of Dismissals

* A case may consist of one or multiple convicted charges, the distinct count of cases counts the case only once.

* Other Disposition types include: Denied, Extradition, Grand Jury, Granted, Merged, Mistrial, Grand Jury, Other, Remanded, and Sealed Records.

* See methodology notes for information on any cases or charges that may be excluded.



ADMINISTRATIVE OFFICE OF THE COURTS
Research and Statistics
 Annual Report FY 2024
 Circuit Court - Felony Criminal Cases

CASEY COUNTY

Felony Charges Convicted by Highest Penalty Type

Penalty Type	FELONY			MISDEMEANOR			OTHER			VIOLATION			Grand Total		
	Charges	% of Chgs	Cases	Charges	% of Chgs	Cases	Charges	% of Chgs	Cases	Charges	% of Chgs	Cases	Charges	% of Chgs	Cases
Incarcerated Prison	1,885	41.6%	595	22	1.0%	15				2	0.7%	2	1,909	27.7%	598
Incarcerated Jail	526	11.6%	267	736	35.1%	379				17	6.3%	12	1,279	18.5%	549
Alternative: Home Incarceration				4	0.2%	2							4	0.1%	2
Alternative: Probation	2,021	44.6%	905	721	34.4%	380				9	3.3%	7	2,751	39.9%	926
Alternative: Cond. Discharged	64	1.4%	46	551	26.3%	284	1	100.0%	1	3	1.1%	1	619	9.0%	320
Alternative Sentence	1	0.0%	1	8	0.4%	7				26	9.6%	21	35	0.5%	27
Pay Fine	2	0.0%	2	13	0.6%	10				156	57.6%	109	171	2.5%	113
Pay Court Cost	1	0.0%	1	1	0.0%	1				3	1.1%	3	5	0.1%	5
Other Penalty	15	0.3%	12	26	1.2%	16				54	19.9%	37	95	1.4%	59
No Sentence	20	0.4%	15	14	0.7%	9				1	0.4%	1	35	0.5%	18
Grand Total	4,535	100.0%	1,774	2,096	100.0%	1,081	1	100.0%	1	271	100.0%	188	6,903	100.0%	2,139

27A.460(2) Percentages of fines, imprisonment, or other penalty assessment

Original & Final Plea Type

		GUILTY	NOT GUILTY	UNKNOWN PLEA TYPE	Grand Total
Felony Charges	Original Plea	39 (11.2%)	199 (57.2%)	110 (31.6%)	348 (100.0%)
	Final Plea	229 (65.8%)	9 (2.6%)	110 (31.6%)	348 (100.0%)
Felony amended to Non-Felony	Original Plea		1 (11.1%)	8 (88.9%)	9 (100.0%)
	Final Plea	1 (11.1%)		8 (88.9%)	9 (100.0%)

27A.460(5) Percentage of pleas as charges

27A.460(6) Percentage of pleas to reduce charges

* A case may consist of one or multiple convicted charges, the distinct count of cases counts the case only once.

* Other Disposition types include: Denied, Extradition, Grand Jury, Granted, Merged, Mistrial, Grand Jury, Other, Remanded, and Sealed Records.

* See methodology notes for information on any cases or charges that may be excluded.



ADMINISTRATIVE OFFICE OF THE COURTS
Research and Statistics
 Annual Report FY 2024
 Circuit Court - Felony Criminal Cases

CASEY COUNTY

Cases can have multiple charges which are heard either by a Court Trial, Jury Trial, No Trial, or by a combination of trial types. Cases are categorized by how all the charges within the case were disposed. If all charges were disposed by the same trial type, it is counted in the separate category, otherwise, it is counted within the Mixed Trial category. If a charge had no trial type entered or it had No Trial, then it is counted in the No Trial category.

Cases by Trial Type
 27A.460(7), (8), (9), (10)

	Jury Trial	Mixed Trial Typ..	No Trial	Grand Total
Felony Amended Down to Non-Felony			7	7
			100.00%	100.00%
Felony Charges	2	10	182	194
	1.03%	5.15%	93.81%	100.00%
Felony Convictions	1	8	131	140
	0.71%	5.71%	93.57%	100.00%

- 27A.460(7) Percentage of disposition to guilty as charged by trial
- 27A.460(8) Percentage of those found guilty of lesser charge by trial
- 27A.460(9) Percentage of cases where jury trial taken
- 27A.460(10) Percentage of trials which are bench (court) trials

Shock Probation by Disposition Type
 27A.440(3)(b)

	Denied	Granted	Grand Total
0026090 SHOCK PROBATION IN FELONY CONVICTIONS	27	2	29
	93.10%	6.90%	100.00%

27A.440(3)(b) Extracted data on shock probation shall be placed in the annual report of the Administrative Office of the Courts

* A case may consist of one or multiple convicted charges, the distinct count of cases counts the case only once.
 * Other Disposition types include: Denied, Extradition, Grand Jury, Granted, Merged, Mistrial, Grand Jury, Other, Remanded, and Sealed Records.
 * See methodology notes for information on any cases or charges that may be excluded.



ADMINISTRATIVE OFFICE OF THE COURTS
Research and Statistics
Annual Report FY 2024
Circuit Court - Felony Criminal Cases

CASEY COUNTY

Youthful Offenders

There were 0 Felony level charges and 0 Non-Felony level charges disposed within 0 Circuit Criminal cases during the fiscal year. Non-Felony charges include Misdemeanor, Violation, Local Ordinance, or Other charges within those cases.

27A.460(11)

27A.460(11) The number of juvenile offenders tried as an adult

Of the 0 Felony level charges disposed within the Youthful Offender cases, 0 (None%) charges were convicted.

Youthful Offender

	Grand Total
Felony Charges by Disposition Type	0

Note: A youth charged prior to their 18th birthday, proceeded against as a youthful offender under KRS 635.020(7) may not be included in the above.

KRS 635.020(7) If a person who is eighteen (18) or older is charged with a felony that occurred prior to their eighteenth birthday, the court shall, upon motion of the county attorney made prior to adjudication and consultation with the Commonwealth's Attorney, the case may proceed in accordance with the provisions of KRS 640.010.

* A case may consist of one or multiple convicted charges, the distinct count of cases counts the case only once.

* Other Disposition types include: Denied, Extradition, Grand Jury, Granted, Merged, Mistrial, Grand Jury, Other, Remanded, and Sealed Records.

* See methodology notes for information on any cases or charges that may be excluded.

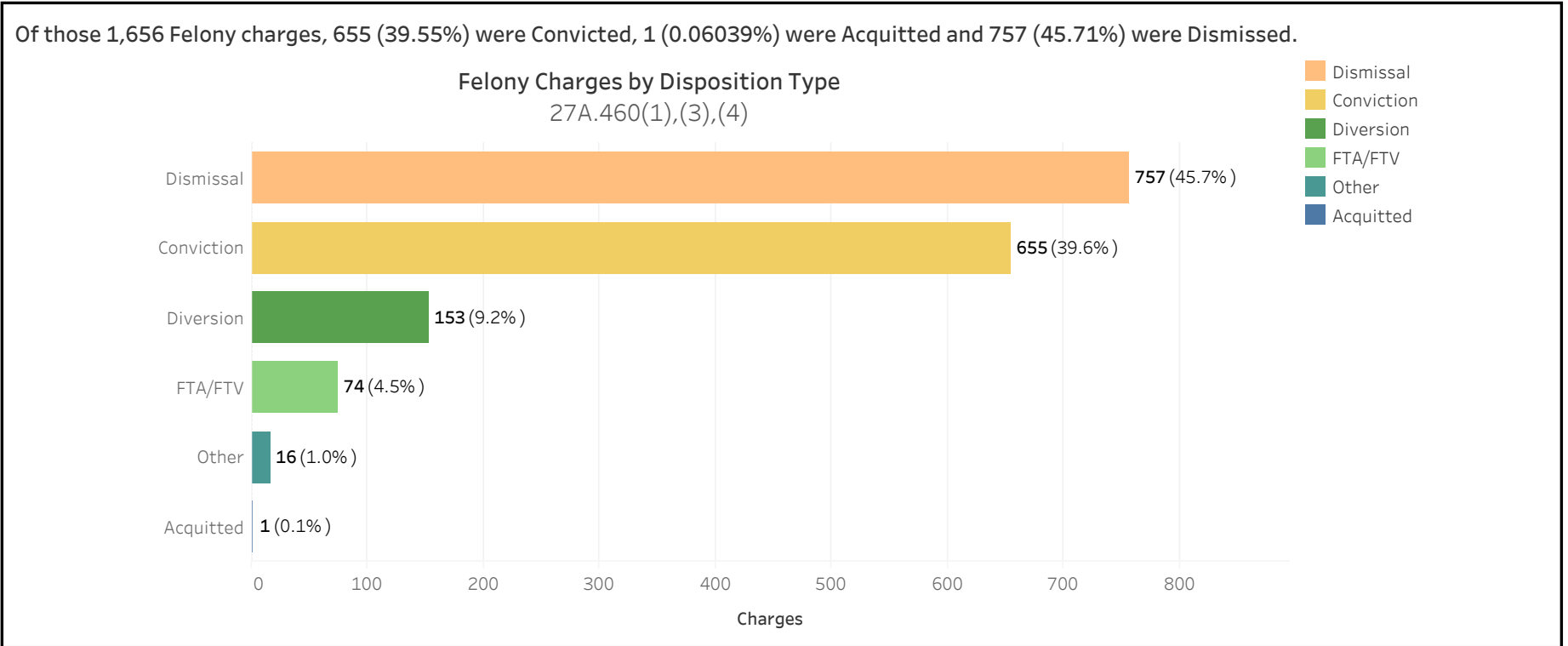


ADMINISTRATIVE OFFICE OF THE COURTS
Research and Statistics
 Annual Report FY 2024
 Circuit Court - Felony Criminal Cases

CHRISTIAN COUNTY

There were 1,656 Felony level charges and 86 Non-Felony level charges disposed within 888 Circuit Criminal cases during the Fiscal Year. Non-Felony charges include Misdemeanor, Violation, Local Ordinance or Other charges within those cases.

		Charges	Cases
CHRISTIAN	Felony	1,656	813
	Felony amended to Non-Felony	86	



27A.460(1) Conviction Percentages

27A.460(3) Percentage of Acquittals

27A.460(4) Percentage of Dismissals

* A case may consist of one or multiple convicted charges, the distinct count of cases counts the case only once.

* Other Disposition types include: Denied, Extradition, Grand Jury, Granted, Merged, Mistrial, Grand Jury, Other, Remanded, and Sealed Records.

* See methodology notes for information on any cases or charges that may be excluded.



ADMINISTRATIVE OFFICE OF THE COURTS
Research and Statistics
 Annual Report FY 2024
 Circuit Court - Felony Criminal Cases

CHRISTIAN COUNTY

Felony Charges Convicted by Highest Penalty Type

Penalty Type	FELONY			MISDEMEANOR			OTHER			VIOLATION			Grand Total		
	Charges	% of Chgs	Cases	Charges	% of Chgs	Cases	Charges	% of Chgs	Cases	Charges	% of Chgs	Cases	Charges	% of Chgs	Cases
Incarcerated Prison	1,885	41.6%	595	22	1.0%	15				2	0.7%	2	1,909	27.7%	598
Incarcerated Jail	526	11.6%	267	736	35.1%	379				17	6.3%	12	1,279	18.5%	549
Alternative: Home Incarceration				4	0.2%	2							4	0.1%	2
Alternative: Probation	2,021	44.6%	905	721	34.4%	380				9	3.3%	7	2,751	39.9%	926
Alternative: Cond. Discharged	64	1.4%	46	551	26.3%	284	1	100.0%	1	3	1.1%	1	619	9.0%	320
Alternative Sentence	1	0.0%	1	8	0.4%	7				26	9.6%	21	35	0.5%	27
Pay Fine	2	0.0%	2	13	0.6%	10				156	57.6%	109	171	2.5%	113
Pay Court Cost	1	0.0%	1	1	0.0%	1				3	1.1%	3	5	0.1%	5
Other Penalty	15	0.3%	12	26	1.2%	16				54	19.9%	37	95	1.4%	59
No Sentence	20	0.4%	15	14	0.7%	9				1	0.4%	1	35	0.5%	18
Grand Total	4,535	100.0%	1,774	2,096	100.0%	1,081	1	100.0%	1	271	100.0%	188	6,903	100.0%	2,139

27A.460(2) Percentages of fines, imprisonment, or other penalty assessment

Original & Final Plea Type

Felony Charges		GUILTY			NOT GUILTY			UNKNOWN PLEA TYPE			Grand Total		
		Original Plea	Final Plea	Percentage	Original Plea	Final Plea	Percentage	Original Plea	Final Plea	Percentage	Original Plea	Final Plea	Percentage
Felony Charges	Original Plea			1 (0.1%)			614 (37.1%)			1,041 (62.9%)			1,656 (100.0%)
	Final Plea			604 (36.5%)			11 (0.7%)		1,041 (62.9%)				1,656 (100.0%)
Felony amended to Non-Felony	Original Plea						2 (2.3%)			84 (97.7%)			86 (100.0%)
	Final Plea						2 (2.3%)			84 (97.7%)			86 (100.0%)

27A.460(5) Percentage of pleas as charges

27A.460(6) Percentage of pleas to reduce charges

* A case may consist of one or multiple convicted charges, the distinct count of cases counts the case only once.

* Other Disposition types include: Denied, Extradition, Grand Jury, Granted, Merged, Mistrial, Grand Jury, Other, Remanded, and Sealed Records.

* See methodology notes for information on any cases or charges that may be excluded.



ADMINISTRATIVE OFFICE OF THE COURTS
Research and Statistics
 Annual Report FY 2024
 Circuit Court - Felony Criminal Cases

CHRISTIAN COUNTY

Cases can have multiple charges which are heard either by a Court Trial, Jury Trial, No Trial, or by a combination of trial types. Cases are categorized by how all the charges within the case were disposed. If all charges were disposed by the same trial type, it is counted in the separate category, otherwise, it is counted within the Mixed Trial category. If a charge had no trial type entered or it had No Trial, then it is counted in the No Trial category.

Cases by Trial Type
 27A.460(7), (8), (9), (10)

	Jury Trial	Mixed Trial Typ..	No Trial	Grand Total
Felony Amended Down to Non-Felony		5 6.67%	70 93.33%	75 100.00%
Felony Charges	1 0.12%	82 10.09%	730 89.79%	813 100.00%
Felony Convictions		64 18.71%	278 81.29%	342 100.00%

- 27A.460(7) Percentage of disposition to guilty as charged by trial
- 27A.460(8) Percentage of those found guilty of lesser charge by trial
- 27A.460(9) Percentage of cases where jury trial taken
- 27A.460(10) Percentage of trials which are bench (court) trials

Shock Probation by Disposition Type
 27A.440(3)(b)

	Denied	Granted	Withdrawn	Grand Total
0026090 SHOCK PROBATION IN FELONY CONVICTIONS	117 79.59%	29 19.73%	1 0.68%	147 100.00%

27A.440(3)(b) Extracted data on shock probation shall be placed in the annual report of the Administrative Office of the Courts

* A case may consist of one or multiple convicted charges, the distinct count of cases counts the case only once.
 * Other Disposition types include: Denied, Extradition, Grand Jury, Granted, Merged, Mistrial, Grand Jury, Other, Remanded, and Sealed Records.
 * See methodology notes for information on any cases or charges that may be excluded.



ADMINISTRATIVE OFFICE OF THE COURTS
Research and Statistics
 Annual Report FY 2024
 Circuit Court - Felony Criminal Cases

CHRISTIAN COUNTY

Youthful Offenders

There were 5 Felony level charges and 0 Non-Felony level charges disposed within 3 Circuit Criminal cases during the fiscal year. Non-Felony charges include Misdemeanor, Violation, Local Ordinance, or Other charges within those cases.

27A.460(11)

	Charges	Cases
Felony	5	3
Felony Amended to Non-Felony	0	0

27A.460(11) The number of juvenile offenders tried as an adult

Of the 5 Felony level charges disposed within the Youthful Offender cases, 1 (20.00%) charges were convicted.

Youthful Offender

	Conviction	Dismissal	Grand Total
Felony Charges by Disposition Type	1	4	5

Note: A youth charged prior to their 18th birthday, proceeded against as a youthful offender under KRS 635.020(7) may not be included in the above.

KRS 635.020(7) If a person who is eighteen (18) or older is charged with a felony that occurred prior to their eighteenth birthday, the court shall, upon motion of the county attorney made prior to adjudication and consultation with the Commonwealth's Attorney, the case may proceed in accordance with the provisions of KRS 640.010.

* A case may consist of one or multiple convicted charges, the distinct count of cases counts the case only once.

* Other Disposition types include: Denied, Extradition, Grand Jury, Granted, Merged, Mistrial, Grand Jury, Other, Remanded, and Sealed Records.

* See methodology notes for information on any cases or charges that may be excluded.

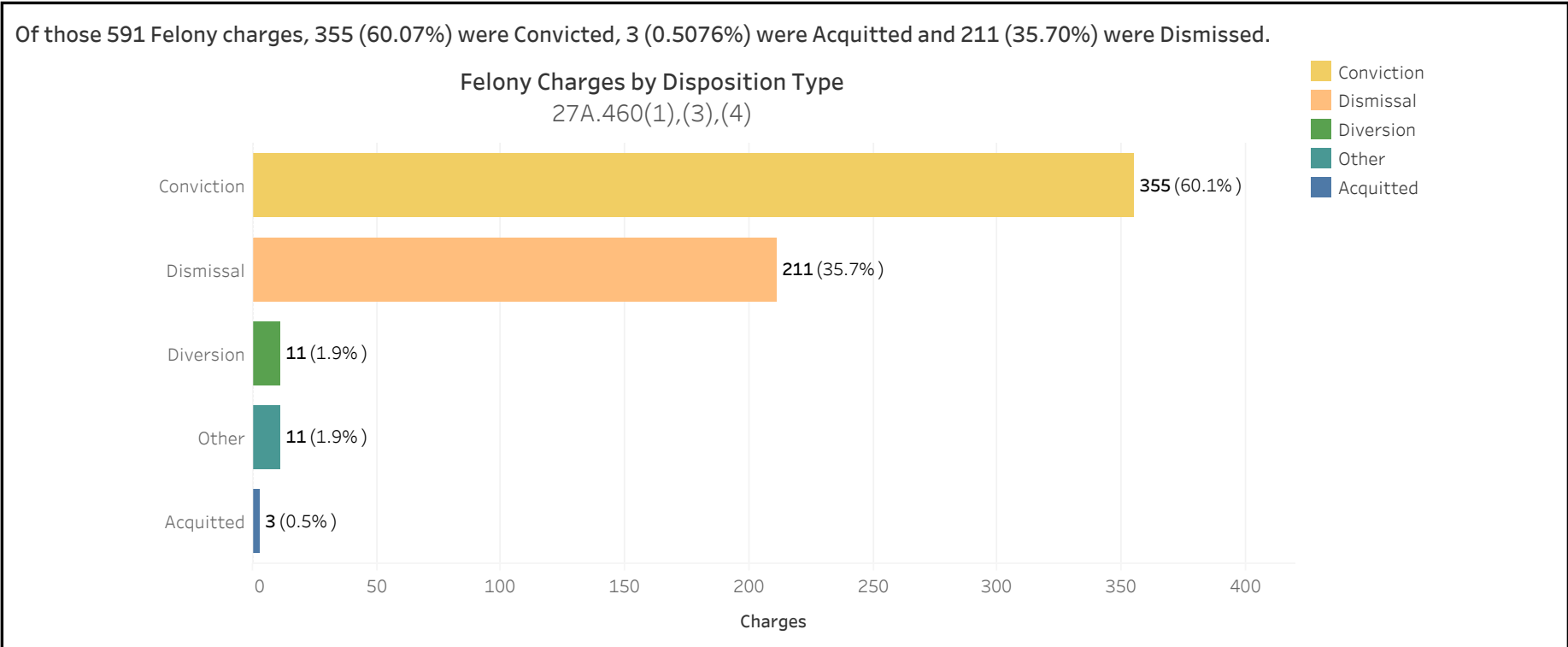


ADMINISTRATIVE OFFICE OF THE COURTS
Research and Statistics
 Annual Report FY 2024
 Circuit Court - Felony Criminal Cases

CLARK COUNTY

There were 591 Felony level charges and 28 Non-Felony level charges disposed within 354 Circuit Criminal cases during the Fiscal Year. Non-Felony charges include Misdemeanor, Violation, Local Ordinance or Other charges within those cases.

		Charges	Cases
CLARK	Felony	591	330
	Felony amended to Non-Felony	28	



27A.460(1) Conviction Percentages

27A.460(3) Percentage of Acquittals

27A.460(4) Percentage of Dismissals

* A case may consist of one or multiple convicted charges, the distinct count of cases counts the case only once.

* Other Disposition types include: Denied, Extradition, Grand Jury, Granted, Merged, Mistrial, Grand Jury, Other, Remanded, and Sealed Records.

* See methodology notes for information on any cases or charges that may be excluded.



ADMINISTRATIVE OFFICE OF THE COURTS
Research and Statistics
 Annual Report FY 2024
 Circuit Court - Felony Criminal Cases

CLARK COUNTY

Felony Charges Convicted by Highest Penalty Type

Penalty Type	FELONY			MISDEMEANOR			OTHER			VIOLATION			Grand Total		
	Charges	% of Chgs	Cases	Charges	% of Chgs	Cases	Charges	% of Chgs	Cases	Charges	% of Chgs	Cases	Charges	% of Chgs	Cases
Incarcerated Prison	1,885	41.6%	595	22	1.0%	15				2	0.7%	2	1,909	27.7%	598
Incarcerated Jail	526	11.6%	267	736	35.1%	379				17	6.3%	12	1,279	18.5%	549
Alternative: Home Incarceration				4	0.2%	2							4	0.1%	2
Alternative: Probation	2,021	44.6%	905	721	34.4%	380				9	3.3%	7	2,751	39.9%	926
Alternative: Cond. Discharged	64	1.4%	46	551	26.3%	284	1	100.0%	1	3	1.1%	1	619	9.0%	320
Alternative Sentence	1	0.0%	1	8	0.4%	7				26	9.6%	21	35	0.5%	27
Pay Fine	2	0.0%	2	13	0.6%	10				156	57.6%	109	171	2.5%	113
Pay Court Cost	1	0.0%	1	1	0.0%	1				3	1.1%	3	5	0.1%	5
Other Penalty	15	0.3%	12	26	1.2%	16				54	19.9%	37	95	1.4%	59
No Sentence	20	0.4%	15	14	0.7%	9				1	0.4%	1	35	0.5%	18
Grand Total	4,535	100.0%	1,774	2,096	100.0%	1,081	1	100.0%	1	271	100.0%	188	6,903	100.0%	2,139

27A.460(2) Percentages of fines, imprisonment, or other penalty assessment

Original & Final Plea Type

		GUILTY	NOT GUILTY	UNKNOWN PLEA TYPE	Grand Total
Felony Charges	Original Plea		282 (47.7%)	309 (52.3%)	591 (100.0%)
	Final Plea	277 (46.9%)	5 (0.8%)	309 (52.3%)	591 (100.0%)
Felony amended to Non-Felony	Original Plea		1 (3.6%)	27 (96.4%)	28 (100.0%)
	Final Plea	1 (3.6%)		27 (96.4%)	28 (100.0%)

27A.460(5) Percentage of pleas as charges

27A.460(6) Percentage of pleas to reduce charges

* A case may consist of one or multiple convicted charges, the distinct count of cases counts the case only once.

* Other Disposition types include: Denied, Extradition, Grand Jury, Granted, Merged, Mistrial, Grand Jury, Other, Remanded, and Sealed Records.

* See methodology notes for information on any cases or charges that may be excluded.



ADMINISTRATIVE OFFICE OF THE COURTS
Research and Statistics
 Annual Report FY 2024
 Circuit Court - Felony Criminal Cases

CLARK COUNTY

Cases can have multiple charges which are heard either by a Court Trial, Jury Trial, No Trial, or by a combination of trial types. Cases are categorized by how all the charges within the case were disposed. If all charges were disposed by the same trial type, it is counted in the separate category, otherwise, it is counted within the Mixed Trial category. If a charge had no trial type entered or it had No Trial, then it is counted in the No Trial category.

Cases by Trial Type
 27A.460(7), (8), (9), (10)

	Jury Trial	Mixed Trial Typ..	No Trial	Grand Total
Felony Amended Down to Non-Felony		3 12.50%	21 87.50%	24 100.00%
Felony Charges	3 0.91%	22 6.67%	305 92.42%	330 100.00%
Felony Convictions	1 0.40%	15 6.02%	233 93.57%	249 100.00%

- 27A.460(7) Percentage of disposition to guilty as charged by trial
- 27A.460(8) Percentage of those found guilty of lesser charge by trial
- 27A.460(9) Percentage of cases where jury trial taken
- 27A.460(10) Percentage of trials which are bench (court) trials

Shock Probation by Disposition Type
 27A.440(3)(b)

	Denied	Granted	Withdrawn	Grand Total
0026090 SHOCK PROBATION IN FELONY CONVICTIONS	22 57.89%	13 34.21%	3 7.89%	38 100.00%

27A.440(3)(b) Extracted data on shock probation shall be placed in the annual report of the Administrative Office of the Courts

* A case may consist of one or multiple convicted charges, the distinct count of cases counts the case only once.
 * Other Disposition types include: Denied, Extradition, Grand Jury, Granted, Merged, Mistrial, Grand Jury, Other, Remanded, and Sealed Records.
 * See methodology notes for information on any cases or charges that may be excluded.



ADMINISTRATIVE OFFICE OF THE COURTS
Research and Statistics
Annual Report FY 2024
Circuit Court - Felony Criminal Cases

CLARK COUNTY

Youthful Offenders

There were 0 Felony level charges and 0 Non-Felony level charges disposed within 0 Circuit Criminal cases during the fiscal year. Non-Felony charges include Misdemeanor, Violation, Local Ordinance, or Other charges within those cases.

27A.460(11)

27A.460(11) The number of juvenile offenders tried as an adult

Of the 0 Felony level charges disposed within the Youthful Offender cases, 0 (None%) charges were convicted.

Youthful Offender

	Grand Total
Felony Charges by Disposition Type	0

Note: A youth charged prior to their 18th birthday, proceeded against as a youthful offender under KRS 635.020(7) may not be included in the above.

KRS 635.020(7) If a person who is eighteen (18) or older is charged with a felony that occurred prior to their eighteenth birthday, the court shall, upon motion of the county attorney made prior to adjudication and consultation with the Commonwealth's Attorney, the case may proceed in accordance with the provisions of KRS 640.010.

* A case may consist of one or multiple convicted charges, the distinct count of cases counts the case only once.

* Other Disposition types include: Denied, Extradition, Grand Jury, Granted, Merged, Mistrial, Grand Jury, Other, Remanded, and Sealed Records.

* See methodology notes for information on any cases or charges that may be excluded.

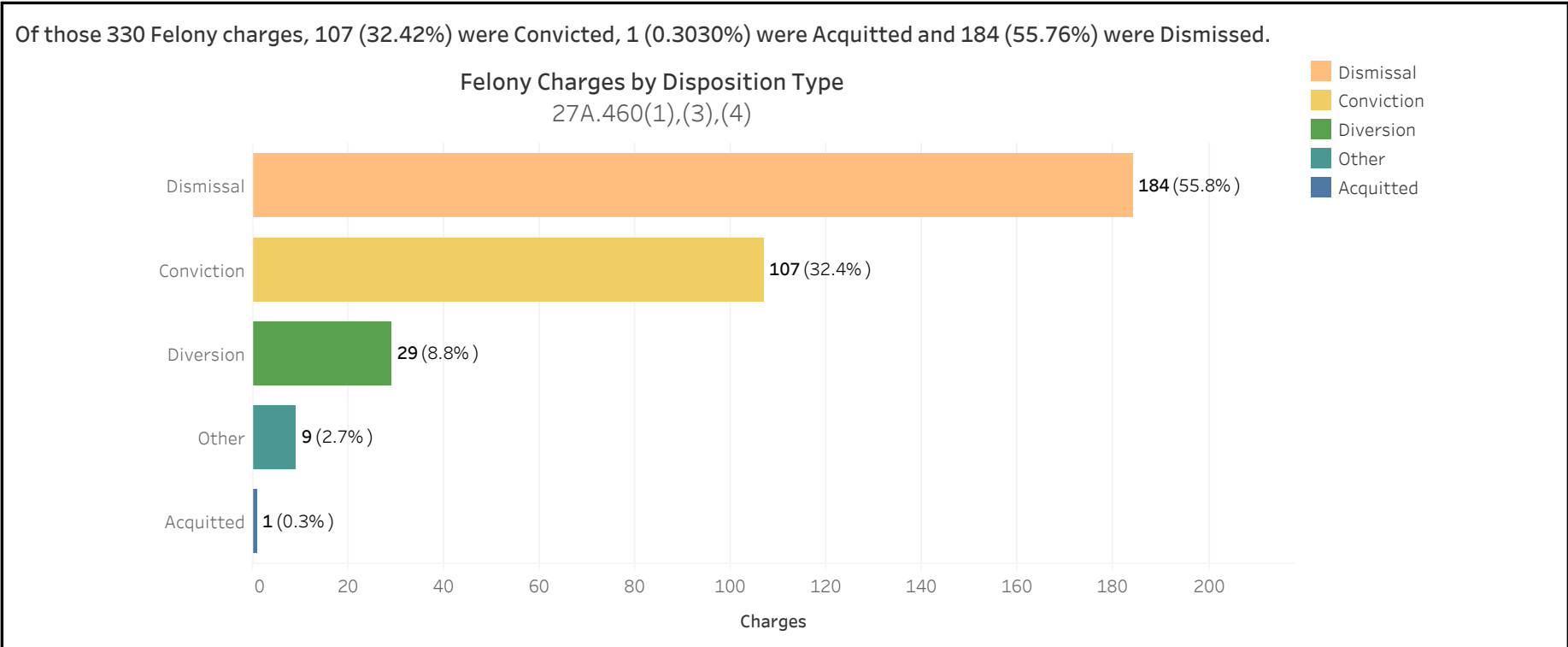


ADMINISTRATIVE OFFICE OF THE COURTS
Research and Statistics
 Annual Report FY 2024
 Circuit Court - Felony Criminal Cases

CLAY COUNTY

There were 330 Felony level charges and 13 Non-Felony level charges disposed within 225 Circuit Criminal cases during the Fiscal Year. Non-Felony charges include Misdemeanor, Violation, Local Ordinance or Other charges within those cases.

		Charges	Cases
CLAY	Felony	330	213
	Felony amended to Non-Felony	13	



27A.460(1) Conviction Percentages

27A.460(3) Percentage of Acquittals

27A.460(4) Percentage of Dismissals

* A case may consist of one or multiple convicted charges, the distinct count of cases counts the case only once.

* Other Disposition types include: Denied, Extradition, Grand Jury, Granted, Merged, Mistrial, Grand Jury, Other, Remanded, and Sealed Records.

* See methodology notes for information on any cases or charges that may be excluded.



ADMINISTRATIVE OFFICE OF THE COURTS
Research and Statistics
 Annual Report FY 2024
 Circuit Court - Felony Criminal Cases

CLAY COUNTY

Felony Charges Convicted by Highest Penalty Type

Penalty Type	FELONY			MISDEMEANOR			OTHER			VIOLATION			Grand Total		
	Charges	% of Chgs	Cases	Charges	% of Chgs	Cases	Charges	% of Chgs	Cases	Charges	% of Chgs	Cases	Charges	% of Chgs	Cases
Incarcerated Prison	1,885	41.6%	595	22	1.0%	15				2	0.7%	2	1,909	27.7%	598
Incarcerated Jail	526	11.6%	267	736	35.1%	379				17	6.3%	12	1,279	18.5%	549
Alternative: Home Incarceration				4	0.2%	2							4	0.1%	2
Alternative: Probation	2,021	44.6%	905	721	34.4%	380				9	3.3%	7	2,751	39.9%	926
Alternative: Cond. Discharged	64	1.4%	46	551	26.3%	284	1	100.0%	1	3	1.1%	1	619	9.0%	320
Alternative Sentence	1	0.0%	1	8	0.4%	7				26	9.6%	21	35	0.5%	27
Pay Fine	2	0.0%	2	13	0.6%	10				156	57.6%	109	171	2.5%	113
Pay Court Cost	1	0.0%	1	1	0.0%	1				3	1.1%	3	5	0.1%	5
Other Penalty	15	0.3%	12	26	1.2%	16				54	19.9%	37	95	1.4%	59
No Sentence	20	0.4%	15	14	0.7%	9				1	0.4%	1	35	0.5%	18
Grand Total	4,535	100.0%	1,774	2,096	100.0%	1,081	1	100.0%	1	271	100.0%	188	6,903	100.0%	2,139

27A.460(2) Percentages of fines, imprisonment, or other penalty assessment

Original & Final Plea Type

		GUILTY	NOT GUILTY	UNKNOWN PLEA TYPE	Grand Total
Felony Charges	Original Plea	2 (0.6%)	98 (29.7%)	230 (69.7%)	330 (100.0%)
	Final Plea	99 (30.0%)	1 (0.3%)	230 (69.7%)	330 (100.0%)
Felony amended to Non-Felony	Original Plea			13 (100.0%)	13 (100.0%)
	Final Plea			13 (100.0%)	13 (100.0%)

27A.460(5) Percentage of pleas as charges

27A.460(6) Percentage of pleas to reduce charges

* A case may consist of one or multiple convicted charges, the distinct count of cases counts the case only once.

* Other Disposition types include: Denied, Extradition, Grand Jury, Granted, Merged, Mistrial, Grand Jury, Other, Remanded, and Sealed Records.

* See methodology notes for information on any cases or charges that may be excluded.



ADMINISTRATIVE OFFICE OF THE COURTS
Research and Statistics
 Annual Report FY 2024
 Circuit Court - Felony Criminal Cases

CLAY COUNTY

Cases can have multiple charges which are heard either by a Court Trial, Jury Trial, No Trial, or by a combination of trial types. Cases are categorized by how all the charges within the case were disposed. If all charges were disposed by the same trial type, it is counted in the separate category, otherwise, it is counted within the Mixed Trial category. If a charge had no trial type entered or it had No Trial, then it is counted in the No Trial category.

Cases by Trial Type
 27A.460(7), (8), (9), (10)

	Mixed Trial Typ..	No Trial	Grand Total
Felony Amended Down to Non-Felony	1 8.33%	11 91.67%	12 100.00%
Felony Charges	4 1.88%	209 98.12%	213 100.00%
Felony Convictions		87 100.00%	87 100.00%

- 27A.460(7) Percentage of disposition to guilty as charged by trial
- 27A.460(8) Percentage of those found guilty of lesser charge by trial
- 27A.460(9) Percentage of cases where jury trial taken
- 27A.460(10) Percentage of trials which are bench (court) trials

Shock Probation by Disposition Type
 27A.440(3)(b)

	Grand Total
0	0

27A.440(3)(b) Extracted data on shock probation shall be placed in the annual report of the Administrative Office of the Courts

* A case may consist of one or multiple convicted charges, the distinct count of cases counts the case only once.
 * Other Disposition types include: Denied, Extradition, Grand Jury, Granted, Merged, Mistrial, Grand Jury, Other, Remanded, and Sealed Records.
 * See methodology notes for information on any cases or charges that may be excluded.



ADMINISTRATIVE OFFICE OF THE COURTS
Research and Statistics
 Annual Report FY 2024
 Circuit Court - Felony Criminal Cases

CLAY COUNTY

Youthful Offenders

There were 0 Felony level charges and 0 Non-Felony level charges disposed within 0 Circuit Criminal cases during the fiscal year. Non-Felony charges include Misdemeanor, Violation, Local Ordinance, or Other charges within those cases.

27A.460(11)

27A.460(11) The number of juvenile offenders tried as an adult

Of the 0 Felony level charges disposed within the Youthful Offender cases, 0 (None%) charges were convicted.

Youthful Offender

Felony Charges by Disposition Type	0	Grand Total 0

Note: A youth charged prior to their 18th birthday, proceeded against as a youthful offender under KRS 635.020(7) may not be included in the above.

KRS 635.020(7) If a person who is eighteen (18) or older is charged with a felony that occurred prior to their eighteenth birthday, the court shall, upon motion of the county attorney made prior to adjudication and consultation with the Commonwealth's Attorney, the case may proceed in accordance with the provisions of KRS 640.010.

- * A case may consist of one or multiple convicted charges, the distinct count of cases counts the case only once.
- * Other Disposition types include: Denied, Extradition, Grand Jury, Granted, Merged, Mistrial, Grand Jury, Other, Remanded, and Sealed Records.
- * See methodology notes for information on any cases or charges that may be excluded.

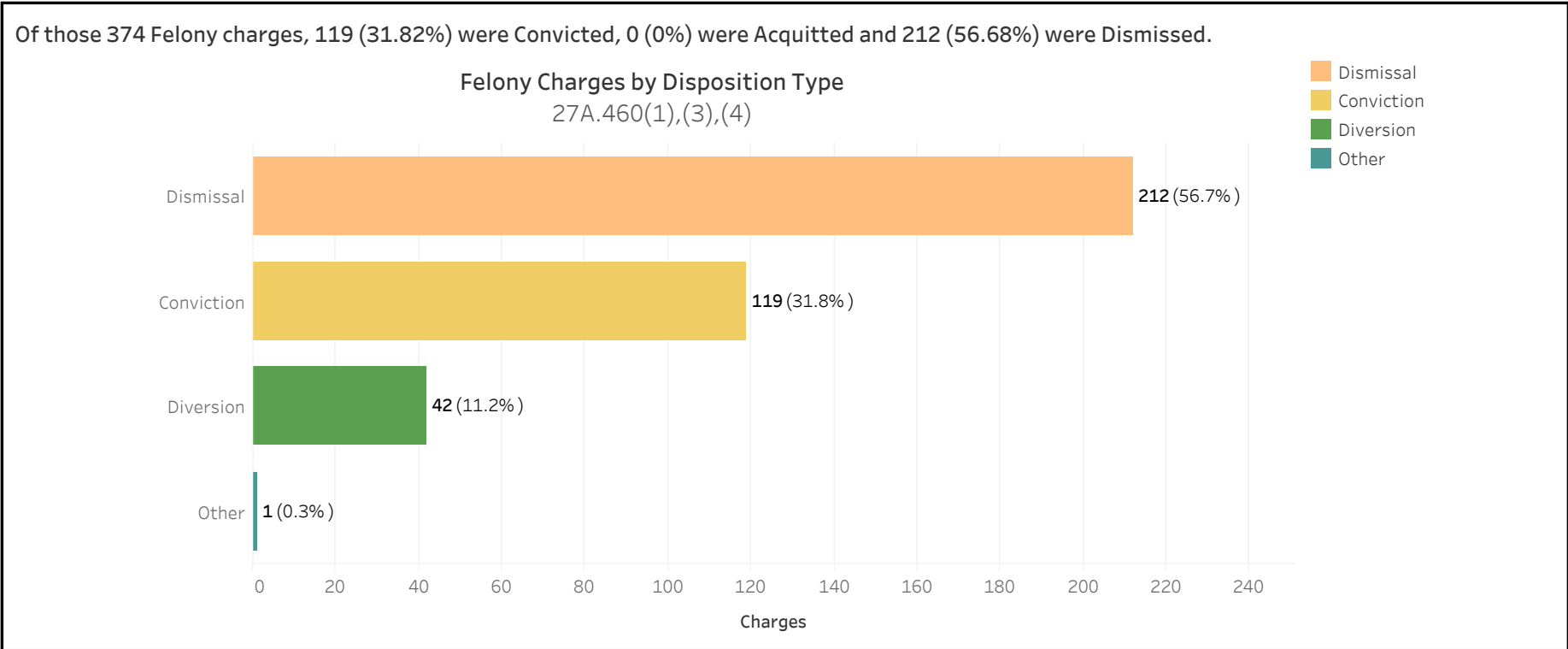


ADMINISTRATIVE OFFICE OF THE COURTS
Research and Statistics
 Annual Report FY 2024
 Circuit Court - Felony Criminal Cases

CLINTON COUNTY

There were 374 Felony level charges and 0 Non-Felony level charges disposed within 109 Circuit Criminal cases during the Fiscal Year. Non-Felony charges include Misdemeanor, Violation, Local Ordinance or Other charges within those cases.

		Charges	Cases
CLINTON	Felony	374	109
	Felony amended to Non-Felony	0	



27A.460(1) Conviction Percentages

27A.460(3) Percentage of Acquittals

27A.460(4) Percentage of Dismissals

* A case may consist of one or multiple convicted charges, the distinct count of cases counts the case only once.

* Other Disposition types include: Denied, Extradition, Grand Jury, Granted, Merged, Mistrial, Grand Jury, Other, Remanded, and Sealed Records.

* See methodology notes for information on any cases or charges that may be excluded.



ADMINISTRATIVE OFFICE OF THE COURTS
Research and Statistics
 Annual Report FY 2024
 Circuit Court - Felony Criminal Cases

CLINTON COUNTY

Felony Charges Convicted by Highest Penalty Type

Penalty Type	FELONY			MISDEMEANOR			OTHER			VIOLATION			Grand Total		
	Charges	% of Chgs	Cases	Charges	% of Chgs	Cases	Charges	% of Chgs	Cases	Charges	% of Chgs	Cases	Charges	% of Chgs	Cases
Incarcerated Prison	1,885	41.6%	595	22	1.0%	15				2	0.7%	2	1,909	27.7%	598
Incarcerated Jail	526	11.6%	267	736	35.1%	379				17	6.3%	12	1,279	18.5%	549
Alternative: Home Incarceration				4	0.2%	2							4	0.1%	2
Alternative: Probation	2,021	44.6%	905	721	34.4%	380				9	3.3%	7	2,751	39.9%	926
Alternative: Cond. Discharged	64	1.4%	46	551	26.3%	284	1	100.0%	1	3	1.1%	1	619	9.0%	320
Alternative Sentence	1	0.0%	1	8	0.4%	7				26	9.6%	21	35	0.5%	27
Pay Fine	2	0.0%	2	13	0.6%	10				156	57.6%	109	171	2.5%	113
Pay Court Cost	1	0.0%	1	1	0.0%	1				3	1.1%	3	5	0.1%	5
Other Penalty	15	0.3%	12	26	1.2%	16				54	19.9%	37	95	1.4%	59
No Sentence	20	0.4%	15	14	0.7%	9				1	0.4%	1	35	0.5%	18
Grand Total	4,535	100.0%	1,774	2,096	100.0%	1,081	1	100.0%	1	271	100.0%	188	6,903	100.0%	2,139

27A.460(2) Percentages of fines, imprisonment, or other penalty assessment

Original & Final Plea Type

Felony Charges		GUILTY			NOT GUILTY			UNKNOWN PLEA TYPE			Grand Total		
		Original Plea	Final Plea	Percentage	Original Plea	Final Plea	Percentage	Original Plea	Final Plea	Percentage	Original Plea	Final Plea	Percentage
	Original Plea				144 (38.5%)		230 (61.5%)			374 (100.0%)			
	Final Plea		142 (38.0%)		2 (0.5%)		230 (61.5%)			374 (100.0%)			

27A.460(5) Percentage of pleas as charges

27A.460(6) Percentage of pleas to reduce charges

* A case may consist of one or multiple convicted charges, the distinct count of cases counts the case only once.

* Other Disposition types include: Denied, Extradition, Grand Jury, Granted, Merged, Mistrial, Grand Jury, Other, Remanded, and Sealed Records.

* See methodology notes for information on any cases or charges that may be excluded.



ADMINISTRATIVE OFFICE OF THE COURTS
Research and Statistics
 Annual Report FY 2024
 Circuit Court - Felony Criminal Cases

CLINTON COUNTY

Cases can have multiple charges which are heard either by a Court Trial, Jury Trial, No Trial, or by a combination of trial types. Cases are categorized by how all the charges within the case were disposed. If all charges were disposed by the same trial type, it is counted in the separate category, otherwise, it is counted within the Mixed Trial category. If a charge had no trial type entered or it had No Trial, then it is counted in the No Trial category.

Cases by Trial Type
 27A.460(7), (8), (9), (10)

	Mixed Trial Types	No Trial	Grand Total
Felony Charges	7 6.42%	102 93.58%	109 100.00%
Felony Convictions	5 8.20%	56 91.80%	61 100.00%

- 27A.460(7) Percentage of disposition to guilty as charged by trial
- 27A.460(8) Percentage of those found guilty of lesser charge by trial
- 27A.460(9) Percentage of cases where jury trial taken
- 27A.460(10) Percentage of trials which are bench (court) trials

Shock Probation by Disposition Type
 27A.440(3)(b)

	Denied	Granted	Other	Grand Total
0026090 SHOCK PROBATION IN FELONY CONVICTIONS	7 43.75%	7 43.75%	2 12.50%	16 100.00%

27A.440(3)(b) Extracted data on shock probation shall be placed in the annual report of the Administrative Office of the Courts

- * A case may consist of one or multiple convicted charges, the distinct count of cases counts the case only once.
- * Other Disposition types include: Denied, Extradition, Grand Jury, Granted, Merged, Mistrial, Grand Jury, Other, Remanded, and Sealed Records.
- * See methodology notes for information on any cases or charges that may be excluded.



ADMINISTRATIVE OFFICE OF THE COURTS
Research and Statistics
Annual Report FY 2024
Circuit Court - Felony Criminal Cases

CLINTON COUNTY

Youthful Offenders

There were 0 Felony level charges and 0 Non-Felony level charges disposed within 0 Circuit Criminal cases during the fiscal year. Non-Felony charges include Misdemeanor, Violation, Local Ordinance, or Other charges within those cases.

27A.460(11)

27A.460(11) The number of juvenile offenders tried as an adult

Of the 0 Felony level charges disposed within the Youthful Offender cases, 0 (None%) charges were convicted.

Youthful Offender

	Grand Total
Felony Charges by Disposition Type	0

Note: A youth charged prior to their 18th birthday, proceeded against as a youthful offender under KRS 635.020(7) may not be included in the above.

KRS 635.020(7) If a person who is eighteen (18) or older is charged with a felony that occurred prior to their eighteenth birthday, the court shall, upon motion of the county attorney made prior to adjudication and consultation with the Commonwealth's Attorney, the case may proceed in accordance with the provisions of KRS 640.010.

* A case may consist of one or multiple convicted charges, the distinct count of cases counts the case only once.

* Other Disposition types include: Denied, Extradition, Grand Jury, Granted, Merged, Mistrial, Grand Jury, Other, Remanded, and Sealed Records.

* See methodology notes for information on any cases or charges that may be excluded.

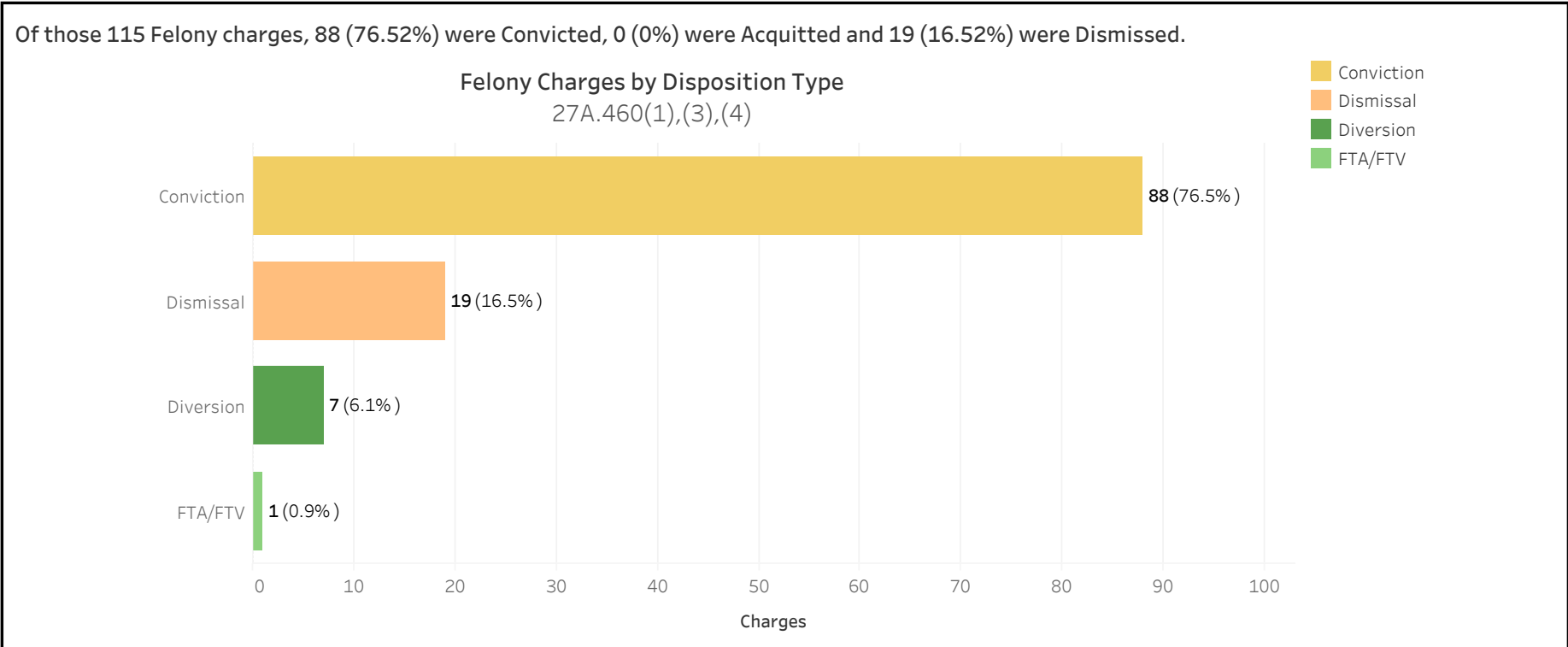


ADMINISTRATIVE OFFICE OF THE COURTS
Research and Statistics
 Annual Report FY 2024
 Circuit Court - Felony Criminal Cases

CRITTENDEN COUNTY

There were 115 Felony level charges and 8 Non-Felony level charges disposed within 92 Circuit Criminal cases during the Fiscal Year. Non-Felony charges include Misdemeanor, Violation, Local Ordinance or Other charges within those cases.

	Charges	Cases
CRITTENDEN Felony	115	85
Felony amended to Non-Felony	8	



27A.460(1) Conviction Percentages

27A.460(3) Percentage of Acquittals

27A.460(4) Percentage of Dismissals

* A case may consist of one or multiple convicted charges, the distinct count of cases counts the case only once.

* Other Disposition types include: Denied, Extradition, Grand Jury, Granted, Merged, Mistrial, Grand Jury, Other, Remanded, and Sealed Records.

* See methodology notes for information on any cases or charges that may be excluded.



ADMINISTRATIVE OFFICE OF THE COURTS
Research and Statistics
 Annual Report FY 2024
 Circuit Court - Felony Criminal Cases

CRITTENDEN COUNTY

Felony Charges Convicted by Highest Penalty Type

Penalty Type	FELONY			MISDEMEANOR			OTHER			VIOLATION			Grand Total		
	Charges	% of Chgs	Cases	Charges	% of Chgs	Cases	Charges	% of Chgs	Cases	Charges	% of Chgs	Cases	Charges	% of Chgs	Cases
Incarcerated Prison	1,885	41.6%	595	22	1.0%	15				2	0.7%	2	1,909	27.7%	598
Incarcerated Jail	526	11.6%	267	736	35.1%	379				17	6.3%	12	1,279	18.5%	549
Alternative: Home Incarceration				4	0.2%	2							4	0.1%	2
Alternative: Probation	2,021	44.6%	905	721	34.4%	380				9	3.3%	7	2,751	39.9%	926
Alternative: Cond. Discharged	64	1.4%	46	551	26.3%	284	1	100.0%	1	3	1.1%	1	619	9.0%	320
Alternative Sentence	1	0.0%	1	8	0.4%	7				26	9.6%	21	35	0.5%	27
Pay Fine	2	0.0%	2	13	0.6%	10				156	57.6%	109	171	2.5%	113
Pay Court Cost	1	0.0%	1	1	0.0%	1				3	1.1%	3	5	0.1%	5
Other Penalty	15	0.3%	12	26	1.2%	16				54	19.9%	37	95	1.4%	59
No Sentence	20	0.4%	15	14	0.7%	9				1	0.4%	1	35	0.5%	18
Grand Total	4,535	100.0%	1,774	2,096	100.0%	1,081	1	100.0%	1	271	100.0%	188	6,903	100.0%	2,139

27A.460(2) Percentages of fines, imprisonment, or other penalty assessment

Original & Final Plea Type

		GUILTY	NOT GUILTY	UNKNOWN PLEA TYPE	Grand Total
Felony Charges	Original Plea	1 (0.9%)	15 (13.0%)	99 (86.1%)	115 (100.0%)
	Final Plea	14 (12.2%)	2 (1.7%)	99 (86.1%)	115 (100.0%)
Felony amended to Non-Felony	Original Plea			8 (100.0%)	8 (100.0%)
	Final Plea			8 (100.0%)	8 (100.0%)

27A.460(5) Percentage of pleas as charges

27A.460(6) Percentage of pleas to reduce charges

* A case may consist of one or multiple convicted charges, the distinct count of cases counts the case only once.

* Other Disposition types include: Denied, Extradition, Grand Jury, Granted, Merged, Mistrial, Grand Jury, Other, Remanded, and Sealed Records.

* See methodology notes for information on any cases or charges that may be excluded.



ADMINISTRATIVE OFFICE OF THE COURTS
Research and Statistics
 Annual Report FY 2024
 Circuit Court - Felony Criminal Cases

CRITTENDEN COUNTY

Cases can have multiple charges which are heard either by a Court Trial, Jury Trial, No Trial, or by a combination of trial types. Cases are categorized by how all the charges within the case were disposed. If all charges were disposed by the same trial type, it is counted in the separate category, otherwise, it is counted within the Mixed Trial category. If a charge had no trial type entered or it had No Trial, then it is counted in the No Trial category.

Cases by Trial Type
 27A.460(7), (8), (9), (10)

	Mixed Trial Typ..	No Trial	Grand Total
Felony Amended Down to Non-Felony		7 100.00%	7 100.00%
Felony Charges	4 4.71%	81 95.29%	85 100.00%
Felony Convictions	4 5.97%	63 94.03%	67 100.00%

- 27A.460(7) Percentage of disposition to guilty as charged by trial
- 27A.460(8) Percentage of those found guilty of lesser charge by trial
- 27A.460(9) Percentage of cases where jury trial taken
- 27A.460(10) Percentage of trials which are bench (court) trials

Shock Probation by Disposition Type
 27A.440(3)(b)

	Denied	Granted	Grand Total
0026090 SHOCK PROBATION IN FELONY CONVICTIONS	11 47.83%	12 52.17%	23 100.00%

27A.440(3)(b) Extracted data on shock probation shall be placed in the annual report of the Administrative Office of the Courts

* A case may consist of one or multiple convicted charges, the distinct count of cases counts the case only once.
 * Other Disposition types include: Denied, Extradition, Grand Jury, Granted, Merged, Mistrial, Grand Jury, Other, Remanded, and Sealed Records.
 * See methodology notes for information on any cases or charges that may be excluded.



ADMINISTRATIVE OFFICE OF THE COURTS
Research and Statistics
Annual Report FY 2024
Circuit Court - Felony Criminal Cases

CRITTENDEN COUNTY

Youthful Offenders

There were 0 Felony level charges and 0 Non-Felony level charges disposed within 0 Circuit Criminal cases during the fiscal year. Non-Felony charges include Misdemeanor, Violation, Local Ordinance, or Other charges within those cases.

27A.460(11)

27A.460(11) The number of juvenile offenders tried as an adult

Of the 0 Felony level charges disposed within the Youthful Offender cases, 0 (None%) charges were convicted.

Youthful Offender

	Grand Total
Felony Charges by Disposition Type	0

Note: A youth charged prior to their 18th birthday, proceeded against as a youthful offender under KRS 635.020(7) may not be included in the above.

KRS 635.020(7) If a person who is eighteen (18) or older is charged with a felony that occurred prior to their eighteenth birthday, the court shall, upon motion of the county attorney made prior to adjudication and consultation with the Commonwealth's Attorney, the case may proceed in accordance with the provisions of KRS 640.010.

* A case may consist of one or multiple convicted charges, the distinct count of cases counts the case only once.

* Other Disposition types include: Denied, Extradition, Grand Jury, Granted, Merged, Mistrial, Grand Jury, Other, Remanded, and Sealed Records.

* See methodology notes for information on any cases or charges that may be excluded.

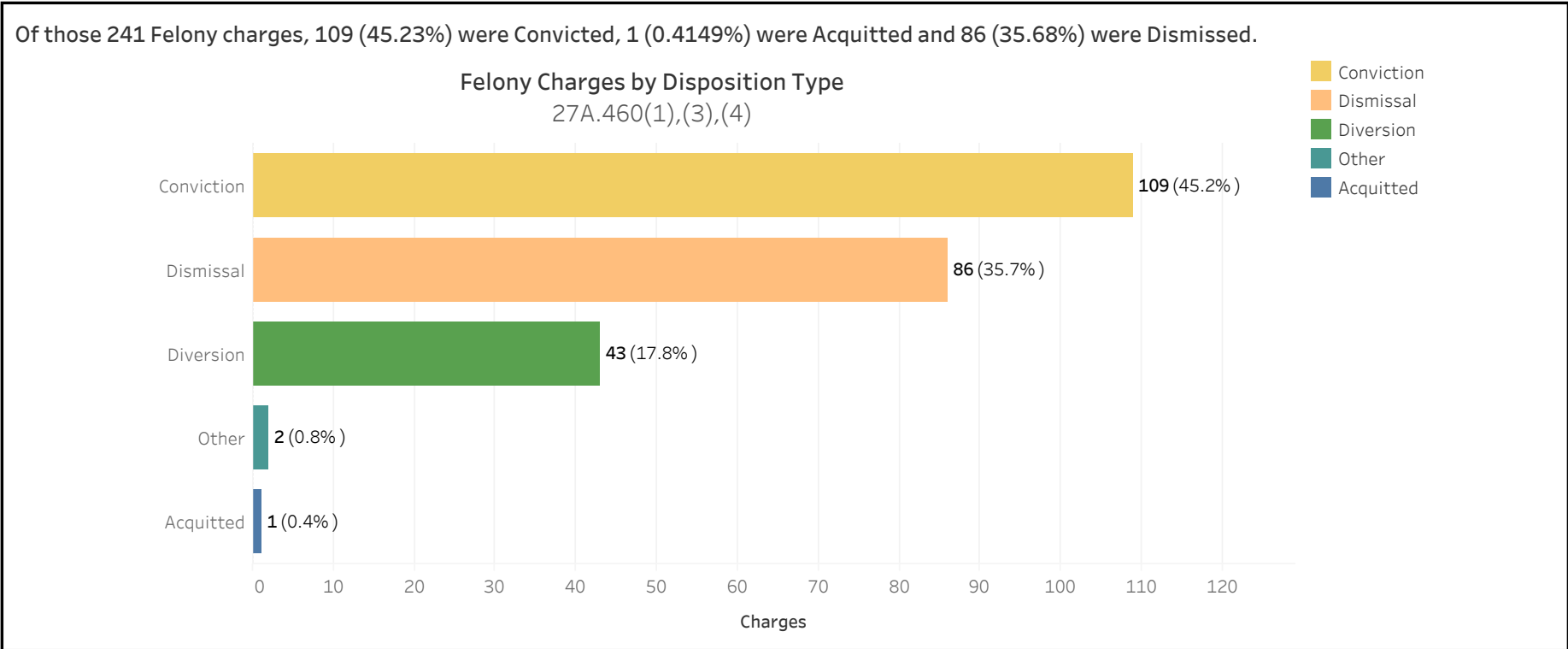


ADMINISTRATIVE OFFICE OF THE COURTS
Research and Statistics
 Annual Report FY 2024
 Circuit Court - Felony Criminal Cases

CUMBERLAND COUNTY

There were 241 Felony level charges and 4 Non-Felony level charges disposed within 135 Circuit Criminal cases during the Fiscal Year. Non-Felony charges include Misdemeanor, Violation, Local Ordinance or Other charges within those cases.

		Charges	Cases
CUMBERLAND	Felony	241	131
	Felony amended to Non-Felony	4	



27A.460(1) Conviction Percentages

27A.460(3) Percentage of Acquittals

27A.460(4) Percentage of Dismissals

* A case may consist of one or multiple convicted charges, the distinct count of cases counts the case only once.

* Other Disposition types include: Denied, Extradition, Grand Jury, Granted, Merged, Mistrial, Grand Jury, Other, Remanded, and Sealed Records.

* See methodology notes for information on any cases or charges that may be excluded.



ADMINISTRATIVE OFFICE OF THE COURTS
Research and Statistics
 Annual Report FY 2024
 Circuit Court - Felony Criminal Cases

CUMBERLAND COUNTY

Felony Charges Convicted by Highest Penalty Type

Penalty Type	FELONY			MISDEMEANOR			OTHER			VIOLATION			Grand Total		
	Charges	% of Chgs	Cases	Charges	% of Chgs	Cases	Charges	% of Chgs	Cases	Charges	% of Chgs	Cases	Charges	% of Chgs	Cases
Incarcerated Prison	1,885	41.6%	595	22	1.0%	15				2	0.7%	2	1,909	27.7%	598
Incarcerated Jail	526	11.6%	267	736	35.1%	379				17	6.3%	12	1,279	18.5%	549
Alternative: Home Incarceration				4	0.2%	2							4	0.1%	2
Alternative: Probation	2,021	44.6%	905	721	34.4%	380				9	3.3%	7	2,751	39.9%	926
Alternative: Cond. Discharged	64	1.4%	46	551	26.3%	284	1	100.0%	1	3	1.1%	1	619	9.0%	320
Alternative Sentence	1	0.0%	1	8	0.4%	7				26	9.6%	21	35	0.5%	27
Pay Fine	2	0.0%	2	13	0.6%	10				156	57.6%	109	171	2.5%	113
Pay Court Cost	1	0.0%	1	1	0.0%	1				3	1.1%	3	5	0.1%	5
Other Penalty	15	0.3%	12	26	1.2%	16				54	19.9%	37	95	1.4%	59
No Sentence	20	0.4%	15	14	0.7%	9				1	0.4%	1	35	0.5%	18
Grand Total	4,535	100.0%	1,774	2,096	100.0%	1,081	1	100.0%	1	271	100.0%	188	6,903	100.0%	2,139

27A.460(2) Percentages of fines, imprisonment, or other penalty assessment

Original & Final Plea Type

		GUILTY	NOT GUILTY	UNKNOWN PLEA TYPE	Grand Total
Felony Charges	Original Plea		30 (12.4%)	211 (87.6%)	241 (100.0%)
	Final Plea	25 (10.4%)	5 (2.1%)	211 (87.6%)	241 (100.0%)
Felony amended to Non-Felony	Original Plea			4 (100.0%)	4 (100.0%)
	Final Plea			4 (100.0%)	4 (100.0%)

27A.460(5) Percentage of pleas as charges

27A.460(6) Percentage of pleas to reduce charges

* A case may consist of one or multiple convicted charges, the distinct count of cases counts the case only once.

* Other Disposition types include: Denied, Extradition, Grand Jury, Granted, Merged, Mistrial, Grand Jury, Other, Remanded, and Sealed Records.

* See methodology notes for information on any cases or charges that may be excluded.



ADMINISTRATIVE OFFICE OF THE COURTS
Research and Statistics
 Annual Report FY 2024
 Circuit Court - Felony Criminal Cases

CUMBERLAND COUNTY

Cases can have multiple charges which are heard either by a Court Trial, Jury Trial, No Trial, or by a combination of trial types. Cases are categorized by how all the charges within the case were disposed. If all charges were disposed by the same trial type, it is counted in the separate category, otherwise, it is counted within the Mixed Trial category. If a charge had no trial type entered or it had No Trial, then it is counted in the No Trial category.

Cases by Trial Type
 27A.460(7), (8), (9), (10)

	Mixed Trial Typ..	No Trial	Grand Total
Felony Amended Down to Non-Felony		4	4
		100.00%	100.00%
Felony Charges	9	122	131
	6.87%	93.13%	100.00%
Felony Convictions	8	67	75
	10.67%	89.33%	100.00%

- 27A.460(7) Percentage of disposition to guilty as charged by trial
- 27A.460(8) Percentage of those found guilty of lesser charge by trial
- 27A.460(9) Percentage of cases where jury trial taken
- 27A.460(10) Percentage of trials which are bench (court) trials

Shock Probation by Disposition Type
 27A.440(3)(b)

	Denied	Granted	Grand Total
0026090 SHOCK PROBATION IN FELONY CONVICTIONS	7	3	10
	70.00%	30.00%	100.00%

27A.440(3)(b) Extracted data on shock probation shall be placed in the annual report of the Administrative Office of the Courts

* A case may consist of one or multiple convicted charges, the distinct count of cases counts the case only once.
 * Other Disposition types include: Denied, Extradition, Grand Jury, Granted, Merged, Mistrial, Grand Jury, Other, Remanded, and Sealed Records.
 * See methodology notes for information on any cases or charges that may be excluded.



ADMINISTRATIVE OFFICE OF THE COURTS
Research and Statistics
 Annual Report FY 2024
 Circuit Court - Felony Criminal Cases

CUMBERLAND COUNTY

Youthful Offenders

There were 0 Felony level charges and 0 Non-Felony level charges disposed within 0 Circuit Criminal cases during the fiscal year. Non-Felony charges include Misdemeanor, Violation, Local Ordinance, or Other charges within those cases.

27A.460(11)

27A.460(11) The number of juvenile offenders tried as an adult

Of the 0 Felony level charges disposed within the Youthful Offender cases, 0 (None%) charges were convicted.

Youthful Offender

Felony Charges by Disposition Type	0	Grand Total	0

Note: A youth charged prior to their 18th birthday, proceeded against as a youthful offender under KRS 635.020(7) may not be included in the above.

KRS 635.020(7) If a person who is eighteen (18) or older is charged with a felony that occurred prior to their eighteenth birthday, the court shall, upon motion of the county attorney made prior to adjudication and consultation with the Commonwealth's Attorney, the case may proceed in accordance with the provisions of KRS 640.010.

- * A case may consist of one or multiple convicted charges, the distinct count of cases counts the case only once.
- * Other Disposition types include: Denied, Extradition, Grand Jury, Granted, Merged, Mistrial, Grand Jury, Other, Remanded, and Sealed Records.
- * See methodology notes for information on any cases or charges that may be excluded.

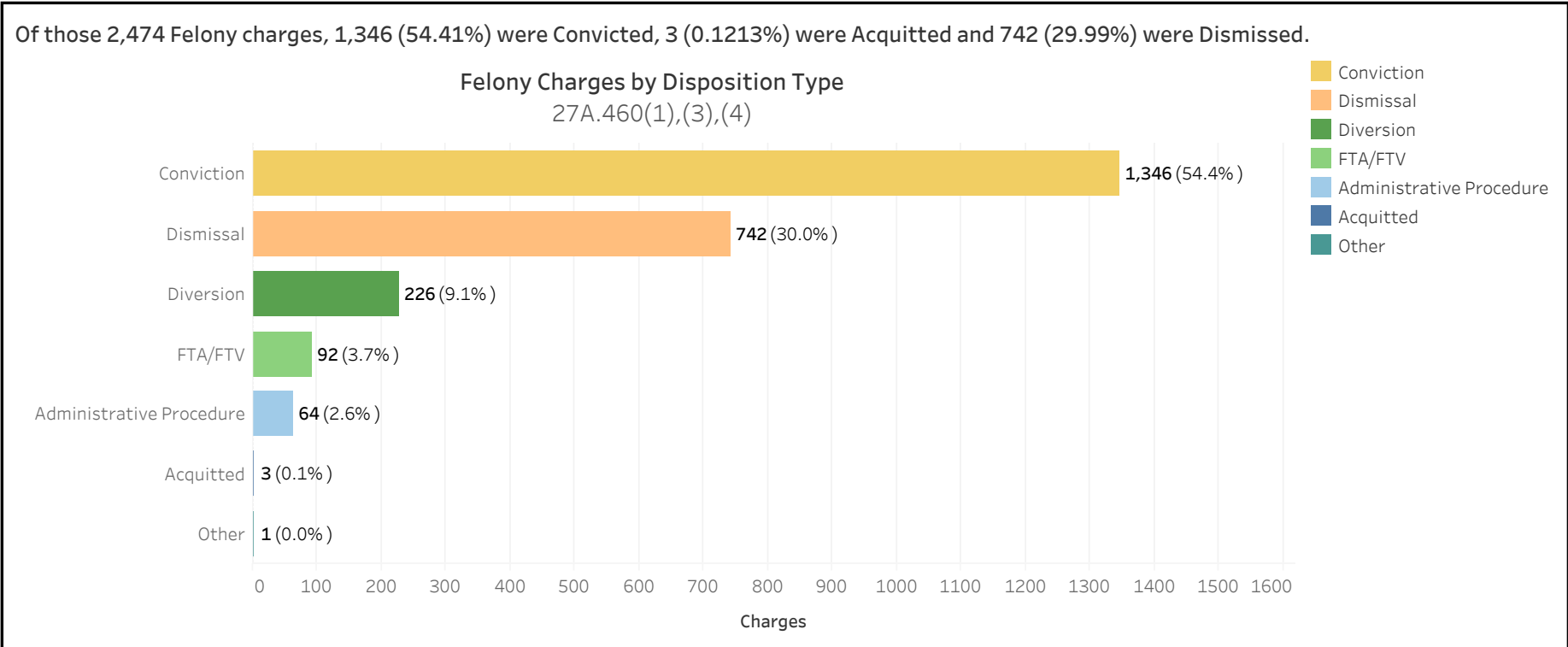


ADMINISTRATIVE OFFICE OF THE COURTS
Research and Statistics
 Annual Report FY 2024
 Circuit Court - Felony Criminal Cases

DAVIESS COUNTY

There were 2,474 Felony level charges and 142 Non-Felony level charges disposed within 1,636 Circuit Criminal cases during the Fiscal Year. Non-Felony charges include Misdemeanor, Violation, Local Ordinance or Other charges within those cases.

		Charges	Cases
DAVIESS	Felony	2,474	1,509
	Felony amended to Non-Felony	142	



27A.460(1) Conviction Percentages

27A.460(3) Percentage of Acquittals

27A.460(4) Percentage of Dismissals

* A case may consist of one or multiple convicted charges, the distinct count of cases counts the case only once.

* Other Disposition types include: Denied, Extradition, Grand Jury, Granted, Merged, Mistrial, Grand Jury, Other, Remanded, and Sealed Records.

* See methodology notes for information on any cases or charges that may be excluded.



ADMINISTRATIVE OFFICE OF THE COURTS
Research and Statistics
 Annual Report FY 2024
 Circuit Court - Felony Criminal Cases

DAVIESS COUNTY

Felony Charges Convicted by Highest Penalty Type

Penalty Type	FELONY			MISDEMEANOR			OTHER			VIOLATION			Grand Total		
	Charges	% of Chgs	Cases	Charges	% of Chgs	Cases	Charges	% of Chgs	Cases	Charges	% of Chgs	Cases	Charges	% of Chgs	Cases
Incarcerated Prison	1,885	41.6%	595	22	1.0%	15				2	0.7%	2	1,909	27.7%	598
Incarcerated Jail	526	11.6%	267	736	35.1%	379				17	6.3%	12	1,279	18.5%	549
Alternative: Home Incarceration				4	0.2%	2							4	0.1%	2
Alternative: Probation	2,021	44.6%	905	721	34.4%	380				9	3.3%	7	2,751	39.9%	926
Alternative: Cond. Discharged	64	1.4%	46	551	26.3%	284	1	100.0%	1	3	1.1%	1	619	9.0%	320
Alternative Sentence	1	0.0%	1	8	0.4%	7				26	9.6%	21	35	0.5%	27
Pay Fine	2	0.0%	2	13	0.6%	10				156	57.6%	109	171	2.5%	113
Pay Court Cost	1	0.0%	1	1	0.0%	1				3	1.1%	3	5	0.1%	5
Other Penalty	15	0.3%	12	26	1.2%	16				54	19.9%	37	95	1.4%	59
No Sentence	20	0.4%	15	14	0.7%	9				1	0.4%	1	35	0.5%	18
Grand Total	4,535	100.0%	1,774	2,096	100.0%	1,081	1	100.0%	1	271	100.0%	188	6,903	100.0%	2,139

27A.460(2) Percentages of fines, imprisonment, or other penalty assessment

Original & Final Plea Type

		GUILTY	NOT GUILTY	UNKNOWN PLEA TYPE	Grand Total
Felony Charges	Original Plea	90 (3.6%)	1,984 (80.2%)	400 (16.2%)	2,474 (100.0%)
	Final Plea	1,888 (76.3%)	186 (7.5%)	400 (16.2%)	2,474 (100.0%)
Felony amended to Non-Felony	Original Plea		69 (48.6%)	73 (51.4%)	142 (100.0%)
	Final Plea	1 (0.7%)	68 (47.9%)	73 (51.4%)	142 (100.0%)

27A.460(5) Percentage of pleas as charges

27A.460(6) Percentage of pleas to reduce charges

* A case may consist of one or multiple convicted charges, the distinct count of cases counts the case only once.

* Other Disposition types include: Denied, Extradition, Grand Jury, Granted, Merged, Mistrial, Grand Jury, Other, Remanded, and Sealed Records.

* See methodology notes for information on any cases or charges that may be excluded.



ADMINISTRATIVE OFFICE OF THE COURTS
Research and Statistics
 Annual Report FY 2024
 Circuit Court - Felony Criminal Cases

DAVISS COUNTY

Cases can have multiple charges which are heard either by a Court Trial, Jury Trial, No Trial, or by a combination of trial types. Cases are categorized by how all the charges within the case were disposed. If all charges were disposed by the same trial type, it is counted in the separate category, otherwise, it is counted within the Mixed Trial category. If a charge had no trial type entered or it had No Trial, then it is counted in the No Trial category.

Cases by Trial Type
 27A.460(7), (8), (9), (10)

	Jury Trial	Mixed Trial Typ..	No Trial	Grand Total
Felony Amended Down to Non-Felony		1 0.79%	126 99.21%	127 100.00%
Felony Charges	2 0.13%	61 4.04%	1,446 95.83%	1,509 100.00%
Felony Convictions	1 0.12%	60 7.29%	762 92.59%	823 100.00%

- 27A.460(7) Percentage of disposition to guilty as charged by trial
- 27A.460(8) Percentage of those found guilty of lesser charge by trial
- 27A.460(9) Percentage of cases where jury trial taken
- 27A.460(10) Percentage of trials which are bench (court) trials

Shock Probation by Disposition Type
 27A.440(3)(b)

	Denied	Granted	Vacated	Grand Total
0026090 SHOCK PROBATION IN FELONY CONVICTIONS	370 71.98%	138 26.85%	6 1.17%	514 100.00%

27A.440(3)(b) Extracted data on shock probation shall be placed in the annual report of the Administrative Office of the Courts

* A case may consist of one or multiple convicted charges, the distinct count of cases counts the case only once.
 * Other Disposition types include: Denied, Extradition, Grand Jury, Granted, Merged, Mistrial, Grand Jury, Other, Remanded, and Sealed Records.
 * See methodology notes for information on any cases or charges that may be excluded.



ADMINISTRATIVE OFFICE OF THE COURTS
Research and Statistics
Annual Report FY 2024
Circuit Court - Felony Criminal Cases

DAVISS COUNTY

Youthful Offenders

There were 0 Felony level charges and 0 Non-Felony level charges disposed within 0 Circuit Criminal cases during the fiscal year. Non-Felony charges include Misdemeanor, Violation, Local Ordinance, or Other charges within those cases.

27A.460(11)

27A.460(11) The number of juvenile offenders tried as an adult

Of the 0 Felony level charges disposed within the Youthful Offender cases, 0 (None%) charges were convicted.

Youthful Offender

	Grand Total
Felony Charges by Disposition Type	0

Note: A youth charged prior to their 18th birthday, proceeded against as a youthful offender under KRS 635.020(7) may not be included in the above.

KRS 635.020(7) If a person who is eighteen (18) or older is charged with a felony that occurred prior to their eighteenth birthday, the court shall, upon motion of the county attorney made prior to adjudication and consultation with the Commonwealth's Attorney, the case may proceed in accordance with the provisions of KRS 640.010.

* A case may consist of one or multiple convicted charges, the distinct count of cases counts the case only once.

* Other Disposition types include: Denied, Extradition, Grand Jury, Granted, Merged, Mistrial, Grand Jury, Other, Remanded, and Sealed Records.

* See methodology notes for information on any cases or charges that may be excluded.

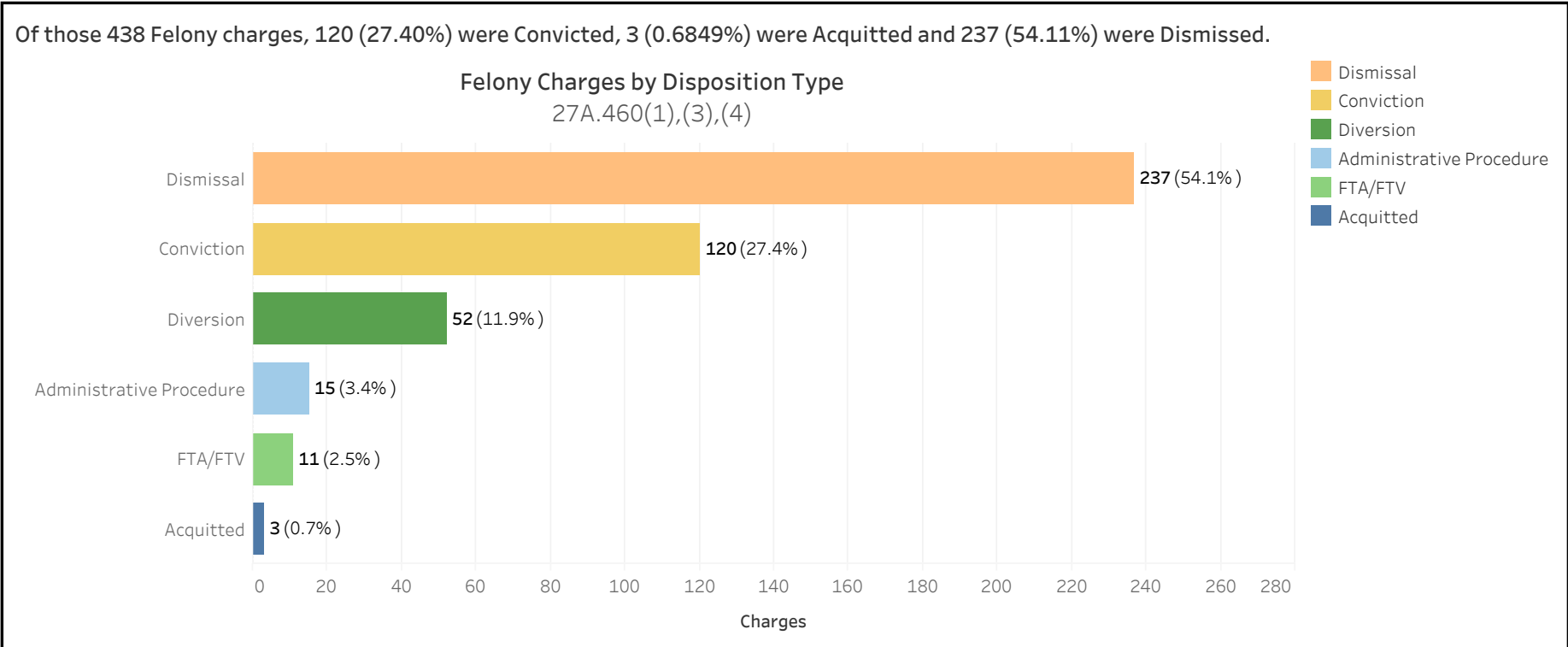


ADMINISTRATIVE OFFICE OF THE COURTS
Research and Statistics
 Annual Report FY 2024
 Circuit Court - Felony Criminal Cases

EDMONSON COUNTY

There were 438 Felony level charges and 6 Non-Felony level charges disposed within 194 Circuit Criminal cases during the Fiscal Year. Non-Felony charges include Misdemeanor, Violation, Local Ordinance or Other charges within those cases.

	Charges	Cases
EDMONSON Felony	438	188
Felony amended to Non-Felony	6	



27A.460(1) Conviction Percentages

27A.460(3) Percentage of Acquittals

27A.460(4) Percentage of Dismissals

* A case may consist of one or multiple convicted charges, the distinct count of cases counts the case only once.

* Other Disposition types include: Denied, Extradition, Grand Jury, Granted, Merged, Mistrial, Grand Jury, Other, Remanded, and Sealed Records.

* See methodology notes for information on any cases or charges that may be excluded.



ADMINISTRATIVE OFFICE OF THE COURTS
Research and Statistics
 Annual Report FY 2024
 Circuit Court - Felony Criminal Cases

EDMONSON COUNTY

Felony Charges Convicted by Highest Penalty Type

Penalty Type	FELONY			MISDEMEANOR			OTHER			VIOLATION			Grand Total		
	Charges	% of Chgs	Cases	Charges	% of Chgs	Cases	Charges	% of Chgs	Cases	Charges	% of Chgs	Cases	Charges	% of Chgs	Cases
Incarcerated Prison	1,885	41.6%	595	22	1.0%	15				2	0.7%	2	1,909	27.7%	598
Incarcerated Jail	526	11.6%	267	736	35.1%	379				17	6.3%	12	1,279	18.5%	549
Alternative: Home Incarceration				4	0.2%	2							4	0.1%	2
Alternative: Probation	2,021	44.6%	905	721	34.4%	380				9	3.3%	7	2,751	39.9%	926
Alternative: Cond. Discharged	64	1.4%	46	551	26.3%	284	1	100.0%	1	3	1.1%	1	619	9.0%	320
Alternative Sentence	1	0.0%	1	8	0.4%	7				26	9.6%	21	35	0.5%	27
Pay Fine	2	0.0%	2	13	0.6%	10				156	57.6%	109	171	2.5%	113
Pay Court Cost	1	0.0%	1	1	0.0%	1				3	1.1%	3	5	0.1%	5
Other Penalty	15	0.3%	12	26	1.2%	16				54	19.9%	37	95	1.4%	59
No Sentence	20	0.4%	15	14	0.7%	9				1	0.4%	1	35	0.5%	18
Grand Total	4,535	100.0%	1,774	2,096	100.0%	1,081	1	100.0%	1	271	100.0%	188	6,903	100.0%	2,139

27A.460(2) Percentages of fines, imprisonment, or other penalty assessment

Original & Final Plea Type

		GUILTY	NOT GUILTY	UNKNOWN PLEA TYPE	Grand Total
Felony Charges	Original Plea		4 (0.9%)	434 (99.1%)	438 (100.0%)
	Final Plea	1 (0.2%)	3 (0.7%)	434 (99.1%)	438 (100.0%)
Felony amended to Non-Felony	Original Plea			6 (100.0%)	6 (100.0%)
	Final Plea			6 (100.0%)	6 (100.0%)

27A.460(5) Percentage of pleas as charges

27A.460(6) Percentage of pleas to reduce charges

* A case may consist of one or multiple convicted charges, the distinct count of cases counts the case only once.

* Other Disposition types include: Denied, Extradition, Grand Jury, Granted, Merged, Mistrial, Grand Jury, Other, Remanded, and Sealed Records.

* See methodology notes for information on any cases or charges that may be excluded.



ADMINISTRATIVE OFFICE OF THE COURTS
Research and Statistics
 Annual Report FY 2024
 Circuit Court - Felony Criminal Cases

EDMONSON COUNTY

Cases can have multiple charges which are heard either by a Court Trial, Jury Trial, No Trial, or by a combination of trial types. Cases are categorized by how all the charges within the case were disposed. If all charges were disposed by the same trial type, it is counted in the separate category, otherwise, it is counted within the Mixed Trial category. If a charge had no trial type entered or it had No Trial, then it is counted in the No Trial category.

Cases by Trial Type
 27A.460(7), (8), (9), (10)

	Jury Trial	Mixed Trial Typ..	No Trial	Grand Total
Felony Amended Down to Non-Felony			6 100.00%	6 100.00%
Felony Charges	1 0.53%	2 1.06%	185 98.40%	188 100.00%
Felony Convictions			90 98.90%	91 100.00%

- 27A.460(7) Percentage of disposition to guilty as charged by trial
- 27A.460(8) Percentage of those found guilty of lesser charge by trial
- 27A.460(9) Percentage of cases where jury trial taken
- 27A.460(10) Percentage of trials which are bench (court) trials

Shock Probation by Disposition Type
 27A.440(3)(b)

	Denied	Granted	Grand Total
0026090 SHOCK PROBATION IN FELONY CONVICTIONS	21 60.00%	14 40.00%	35 100.00%

27A.440(3)(b) Extracted data on shock probation shall be placed in the annual report of the Administrative Office of the Courts

* A case may consist of one or multiple convicted charges, the distinct count of cases counts the case only once.
 * Other Disposition types include: Denied, Extradition, Grand Jury, Granted, Merged, Mistrial, Grand Jury, Other, Remanded, and Sealed Records.
 * See methodology notes for information on any cases or charges that may be excluded.



ADMINISTRATIVE OFFICE OF THE COURTS
Research and Statistics
Annual Report FY 2024
Circuit Court - Felony Criminal Cases

EDMONSON COUNTY

Youthful Offenders

There were 0 Felony level charges and 0 Non-Felony level charges disposed within 0 Circuit Criminal cases during the fiscal year. Non-Felony charges include Misdemeanor, Violation, Local Ordinance, or Other charges within those cases.

27A.460(11)

27A.460(11) The number of juvenile offenders tried as an adult

Of the 0 Felony level charges disposed within the Youthful Offender cases, 0 (None%) charges were convicted.

Youthful Offender

	Grand Total
Felony Charges by Disposition Type	0

Note: A youth charged prior to their 18th birthday, proceeded against as a youthful offender under KRS 635.020(7) may not be included in the above.

KRS 635.020(7) If a person who is eighteen (18) or older is charged with a felony that occurred prior to their eighteenth birthday, the court shall, upon motion of the county attorney made prior to adjudication and consultation with the Commonwealth's Attorney, the case may proceed in accordance with the provisions of KRS 640.010.

* A case may consist of one or multiple convicted charges, the distinct count of cases counts the case only once.

* Other Disposition types include: Denied, Extradition, Grand Jury, Granted, Merged, Mistrial, Grand Jury, Other, Remanded, and Sealed Records.

* See methodology notes for information on any cases or charges that may be excluded.

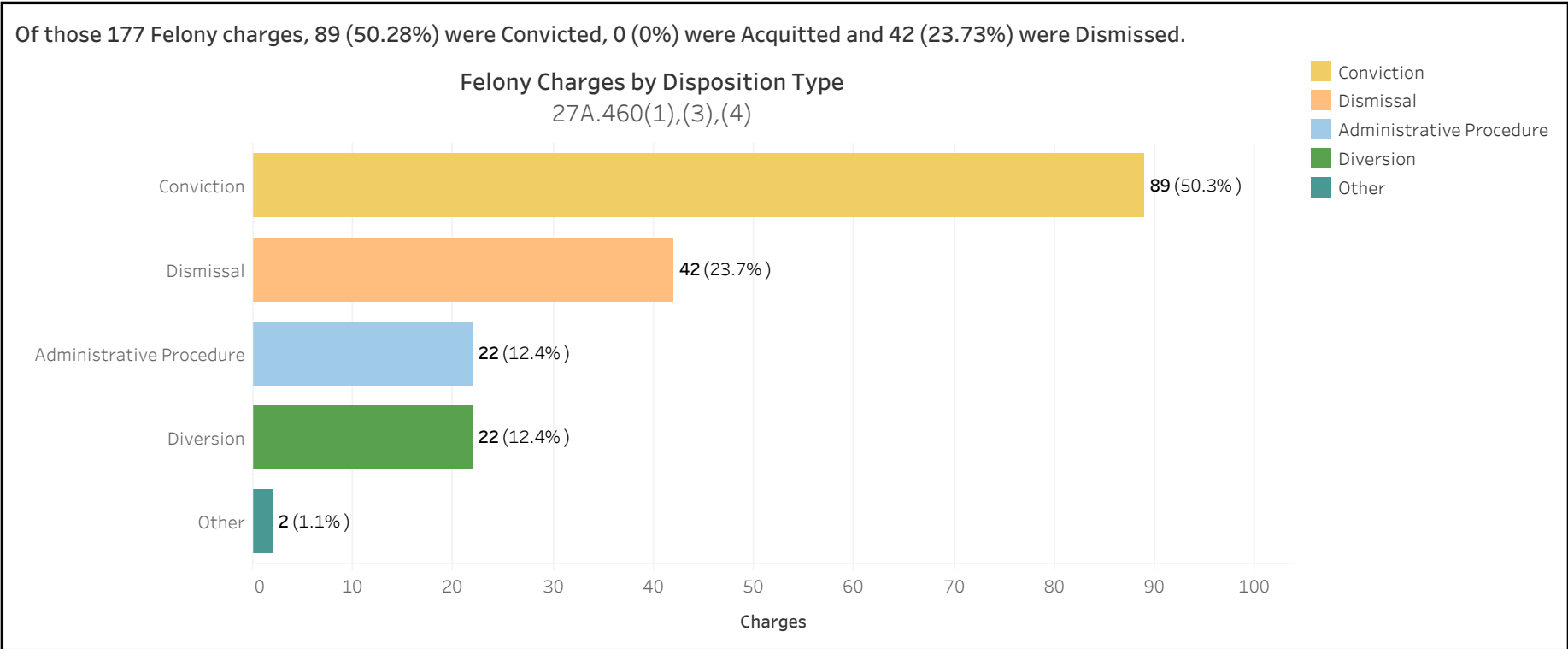


ADMINISTRATIVE OFFICE OF THE COURTS
Research and Statistics
 Annual Report FY 2024
 Circuit Court - Felony Criminal Cases

ELLIOTT COUNTY

There were 177 Felony level charges and 9 Non-Felony level charges disposed within 109 Circuit Criminal cases during the Fiscal Year. Non-Felony charges include Misdemeanor, Violation, Local Ordinance or Other charges within those cases.

		Charges	Cases
ELLIOTT	Felony	177	101
	Felony amended to Non-Felony	9	



27A.460(1) Conviction Percentages

27A.460(3) Percentage of Acquittals

27A.460(4) Percentage of Dismissals

* A case may consist of one or multiple convicted charges, the distinct count of cases counts the case only once.

* Other Disposition types include: Denied, Extradition, Grand Jury, Granted, Merged, Mistrial, Grand Jury, Other, Remanded, and Sealed Records.

* See methodology notes for information on any cases or charges that may be excluded.



ADMINISTRATIVE OFFICE OF THE COURTS
Research and Statistics
 Annual Report FY 2024
 Circuit Court - Felony Criminal Cases

ELLIOTT COUNTY

Felony Charges Convicted by Highest Penalty Type

Penalty Type	FELONY			MISDEMEANOR			OTHER			VIOLATION			Grand Total		
	Charges	% of Chgs	Cases	Charges	% of Chgs	Cases	Charges	% of Chgs	Cases	Charges	% of Chgs	Cases	Charges	% of Chgs	Cases
Incarcerated Prison	1,885	41.6%	595	22	1.0%	15				2	0.7%	2	1,909	27.7%	598
Incarcerated Jail	526	11.6%	267	736	35.1%	379				17	6.3%	12	1,279	18.5%	549
Alternative: Home Incarceration				4	0.2%	2							4	0.1%	2
Alternative: Probation	2,021	44.6%	905	721	34.4%	380				9	3.3%	7	2,751	39.9%	926
Alternative: Cond. Discharged	64	1.4%	46	551	26.3%	284	1	100.0%	1	3	1.1%	1	619	9.0%	320
Alternative Sentence	1	0.0%	1	8	0.4%	7				26	9.6%	21	35	0.5%	27
Pay Fine	2	0.0%	2	13	0.6%	10				156	57.6%	109	171	2.5%	113
Pay Court Cost	1	0.0%	1	1	0.0%	1				3	1.1%	3	5	0.1%	5
Other Penalty	15	0.3%	12	26	1.2%	16				54	19.9%	37	95	1.4%	59
No Sentence	20	0.4%	15	14	0.7%	9				1	0.4%	1	35	0.5%	18
Grand Total	4,535	100.0%	1,774	2,096	100.0%	1,081	1	100.0%	1	271	100.0%	188	6,903	100.0%	2,139

27A.460(2) Percentages of fines, imprisonment, or other penalty assessment

Original & Final Plea Type

		UNKNOWN PLEA TYPE	Grand Total
Felony Charges	Original Plea	177 (100.0%)	177 (100.0%)
	Final Plea	177 (100.0%)	177 (100.0%)
Felony amended to Non-Felony	Original Plea	9 (100.0%)	9 (100.0%)
	Final Plea	9 (100.0%)	9 (100.0%)

27A.460(5) Percentage of pleas as charges

27A.460(6) Percentage of pleas to reduce charges

* A case may consist of one or multiple convicted charges, the distinct count of cases counts the case only once.

* Other Disposition types include: Denied, Extradition, Grand Jury, Granted, Merged, Mistrial, Grand Jury, Other, Remanded, and Sealed Records.

* See methodology notes for information on any cases or charges that may be excluded.



ADMINISTRATIVE OFFICE OF THE COURTS
Research and Statistics
 Annual Report FY 2024
 Circuit Court - Felony Criminal Cases

ELLIOTT COUNTY

Cases can have multiple charges which are heard either by a Court Trial, Jury Trial, No Trial, or by a combination of trial types. Cases are categorized by how all the charges within the case were disposed. If all charges were disposed by the same trial type, it is counted in the separate category, otherwise, it is counted within the Mixed Trial category. If a charge had no trial type entered or it had No Trial, then it is counted in the No Trial category.

Cases by Trial Type
 27A.460(7), (8), (9), (10)

	Mixed Trial Typ..	No Trial	Grand Total
Felony Amended Down to Non-Felony		8	8
		100.00%	100.00%
Felony Charges	1	100	101
	0.99%	99.01%	100.00%
Felony Convictions		59	59
		100.00%	100.00%

- 27A.460(7) Percentage of disposition to guilty as charged by trial
- 27A.460(8) Percentage of those found guilty of lesser charge by trial
- 27A.460(9) Percentage of cases where jury trial taken
- 27A.460(10) Percentage of trials which are bench (court) trials

Shock Probation by Disposition Type
 27A.440(3)(b)

	Grand Total
0	0

27A.440(3)(b) Extracted data on shock probation shall be placed in the annual report of the Administrative Office of the Courts

* A case may consist of one or multiple convicted charges, the distinct count of cases counts the case only once.
 * Other Disposition types include: Denied, Extradition, Grand Jury, Granted, Merged, Mistrial, Grand Jury, Other, Remanded, and Sealed Records.
 * See methodology notes for information on any cases or charges that may be excluded.



ADMINISTRATIVE OFFICE OF THE COURTS
Research and Statistics
 Annual Report FY 2024
 Circuit Court - Felony Criminal Cases

ELLIOTT COUNTY

Youthful Offenders

There were 2 Felony level charges and 0 Non-Felony level charges disposed within 1 Circuit Criminal cases during the fiscal year. Non-Felony charges include Misdemeanor, Violation, Local Ordinance, or Other charges within those cases.

27A.460(11)

	Charges	Cases
Felony	2	1
Felony Amended to Non-Felony	0	0

27A.460(11) The number of juvenile offenders tried as an adult

Of the 2 Felony level charges disposed within the Youthful Offender cases, 1 (50.00%) charges were convicted.

Youthful Offender

	Conviction	Dismissal	Grand Total
Felony Charges by Disposition Type	1	1	2

Note: A youth charged prior to their 18th birthday, proceeded against as a youthful offender under KRS 635.020(7) may not be included in the above.

KRS 635.020(7) If a person who is eighteen (18) or older is charged with a felony that occurred prior to their eighteenth birthday, the court shall, upon motion of the county attorney made prior to adjudication and consultation with the Commonwealth's Attorney, the case may proceed in accordance with the provisions of KRS 640.010.

* A case may consist of one or multiple convicted charges, the distinct count of cases counts the case only once.

* Other Disposition types include: Denied, Extradition, Grand Jury, Granted, Merged, Mistrial, Grand Jury, Other, Remanded, and Sealed Records.

* See methodology notes for information on any cases or charges that may be excluded.

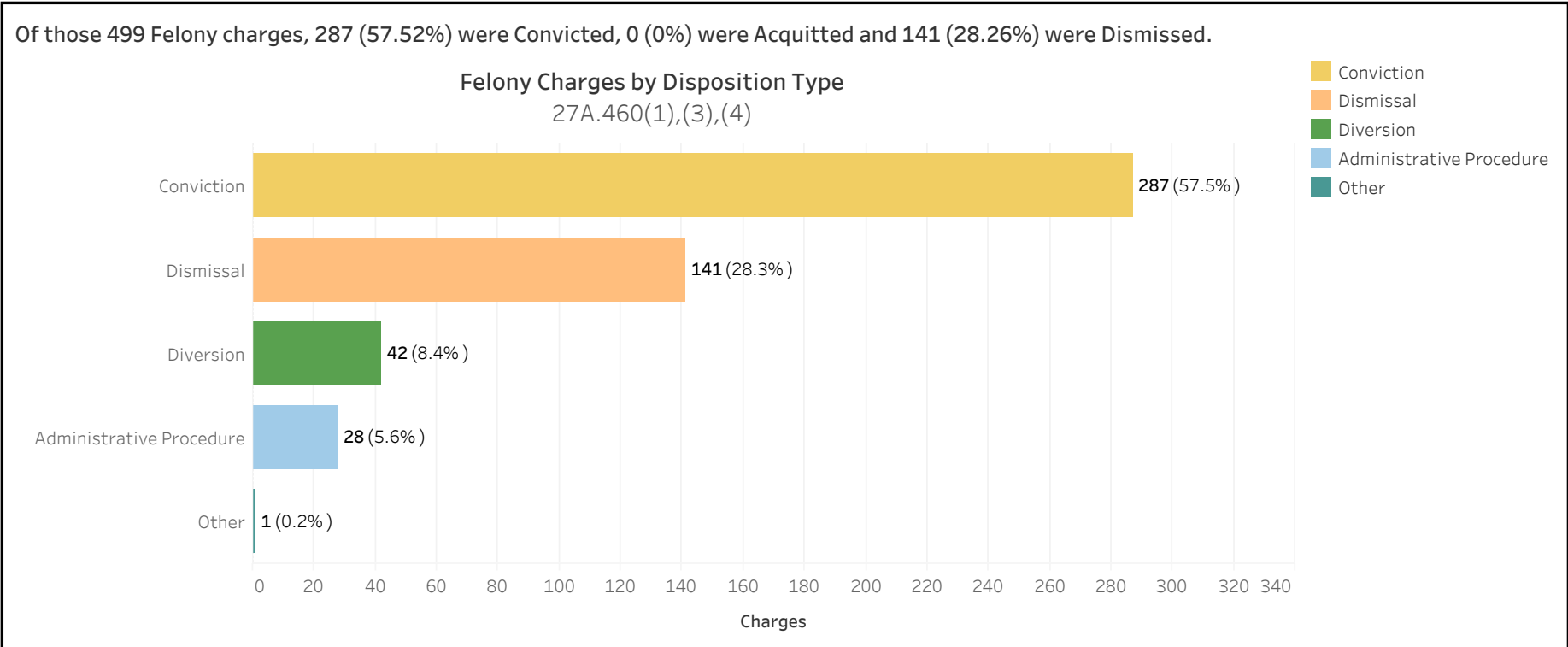


ADMINISTRATIVE OFFICE OF THE COURTS
Research and Statistics
 Annual Report FY 2024
 Circuit Court - Felony Criminal Cases

ESTILL COUNTY

There were 499 Felony level charges and 8 Non-Felony level charges disposed within 217 Circuit Criminal cases during the Fiscal Year. Non-Felony charges include Misdemeanor, Violation, Local Ordinance or Other charges within those cases.

		Charges	Cases
ESTILL	Felony	499	209
	Felony amended to Non-Felony	8	



27A.460(1) Conviction Percentages

27A.460(3) Percentage of Acquittals

27A.460(4) Percentage of Dismissals

* A case may consist of one or multiple convicted charges, the distinct count of cases counts the case only once.

* Other Disposition types include: Denied, Extradition, Grand Jury, Granted, Merged, Mistrial, Grand Jury, Other, Remanded, and Sealed Records.

* See methodology notes for information on any cases or charges that may be excluded.



ADMINISTRATIVE OFFICE OF THE COURTS
Research and Statistics
 Annual Report FY 2024
 Circuit Court - Felony Criminal Cases

ESTILL COUNTY

Felony Charges Convicted by Highest Penalty Type

Penalty Type	FELONY			MISDEMEANOR			OTHER			VIOLATION			Grand Total		
	Charges	% of Chgs	Cases	Charges	% of Chgs	Cases	Charges	% of Chgs	Cases	Charges	% of Chgs	Cases	Charges	% of Chgs	Cases
Incarcerated Prison	1,885	41.6%	595	22	1.0%	15				2	0.7%	2	1,909	27.7%	598
Incarcerated Jail	526	11.6%	267	736	35.1%	379				17	6.3%	12	1,279	18.5%	549
Alternative: Home Incarceration				4	0.2%	2							4	0.1%	2
Alternative: Probation	2,021	44.6%	905	721	34.4%	380				9	3.3%	7	2,751	39.9%	926
Alternative: Cond. Discharged	64	1.4%	46	551	26.3%	284	1	100.0%	1	3	1.1%	1	619	9.0%	320
Alternative Sentence	1	0.0%	1	8	0.4%	7				26	9.6%	21	35	0.5%	27
Pay Fine	2	0.0%	2	13	0.6%	10				156	57.6%	109	171	2.5%	113
Pay Court Cost	1	0.0%	1	1	0.0%	1				3	1.1%	3	5	0.1%	5
Other Penalty	15	0.3%	12	26	1.2%	16				54	19.9%	37	95	1.4%	59
No Sentence	20	0.4%	15	14	0.7%	9				1	0.4%	1	35	0.5%	18
Grand Total	4,535	100.0%	1,774	2,096	100.0%	1,081	1	100.0%	1	271	100.0%	188	6,903	100.0%	2,139

27A.460(2) Percentages of fines, imprisonment, or other penalty assessment

Original & Final Plea Type

		UNKNOWN PLEA TYPE	Grand Total
Felony Charges	Original Plea	499 (100.0%)	499 (100.0%)
	Final Plea	499 (100.0%)	499 (100.0%)
Felony amended to Non-Felony	Original Plea	8 (100.0%)	8 (100.0%)
	Final Plea	8 (100.0%)	8 (100.0%)

27A.460(5) Percentage of pleas as charges

27A.460(6) Percentage of pleas to reduce charges

* A case may consist of one or multiple convicted charges, the distinct count of cases counts the case only once.

* Other Disposition types include: Denied, Extradition, Grand Jury, Granted, Merged, Mistrial, Grand Jury, Other, Remanded, and Sealed Records.

* See methodology notes for information on any cases or charges that may be excluded.



ADMINISTRATIVE OFFICE OF THE COURTS
Research and Statistics
 Annual Report FY 2024
 Circuit Court - Felony Criminal Cases

ESTILL COUNTY

Cases can have multiple charges which are heard either by a Court Trial, Jury Trial, No Trial, or by a combination of trial types. Cases are categorized by how all the charges within the case were disposed. If all charges were disposed by the same trial type, it is counted in the separate category, otherwise, it is counted within the Mixed Trial category. If a charge had no trial type entered or it had No Trial, then it is counted in the No Trial category.

Cases by Trial Type
 27A.460(7), (8), (9), (10)

	Mixed Trial Typ..	No Trial	Grand Total
Felony Amended Down to Non-Felony		8	8
		100.00%	100.00%
Felony Charges	16	193	209
	7.66%	92.34%	100.00%
Felony Convictions	15	127	142
	10.56%	89.44%	100.00%

- 27A.460(7) Percentage of disposition to guilty as charged by trial
- 27A.460(8) Percentage of those found guilty of lesser charge by trial
- 27A.460(9) Percentage of cases where jury trial taken
- 27A.460(10) Percentage of trials which are bench (court) trials

Shock Probation by Disposition Type
 27A.440(3)(b)

	Denied	Granted	Grand Total
0026090 SHOCK PROBATION IN FELONY CONVICTIONS	8	1	9
	88.89%	11.11%	100.00%

27A.440(3)(b) Extracted data on shock probation shall be placed in the annual report of the Administrative Office of the Courts

* A case may consist of one or multiple convicted charges, the distinct count of cases counts the case only once.
 * Other Disposition types include: Denied, Extradition, Grand Jury, Granted, Merged, Mistrial, Grand Jury, Other, Remanded, and Sealed Records.
 * See methodology notes for information on any cases or charges that may be excluded.



ADMINISTRATIVE OFFICE OF THE COURTS
Research and Statistics
Annual Report FY 2024
Circuit Court - Felony Criminal Cases

ESTILL COUNTY

Youthful Offenders

There were 0 Felony level charges and 0 Non-Felony level charges disposed within 0 Circuit Criminal cases during the fiscal year. Non-Felony charges include Misdemeanor, Violation, Local Ordinance, or Other charges within those cases.

27A.460(11)

27A.460(11) The number of juvenile offenders tried as an adult

Of the 0 Felony level charges disposed within the Youthful Offender cases, 0 (None%) charges were convicted.

Youthful Offender

	Grand Total
Felony Charges by Disposition Type	0

Note: A youth charged prior to their 18th birthday, proceeded against as a youthful offender under KRS 635.020(7) may not be included in the above.

KRS 635.020(7) If a person who is eighteen (18) or older is charged with a felony that occurred prior to their eighteenth birthday, the court shall, upon motion of the county attorney made prior to adjudication and consultation with the Commonwealth's Attorney, the case may proceed in accordance with the provisions of KRS 640.010.

* A case may consist of one or multiple convicted charges, the distinct count of cases counts the case only once.

* Other Disposition types include: Denied, Extradition, Grand Jury, Granted, Merged, Mistrial, Grand Jury, Other, Remanded, and Sealed Records.

* See methodology notes for information on any cases or charges that may be excluded.

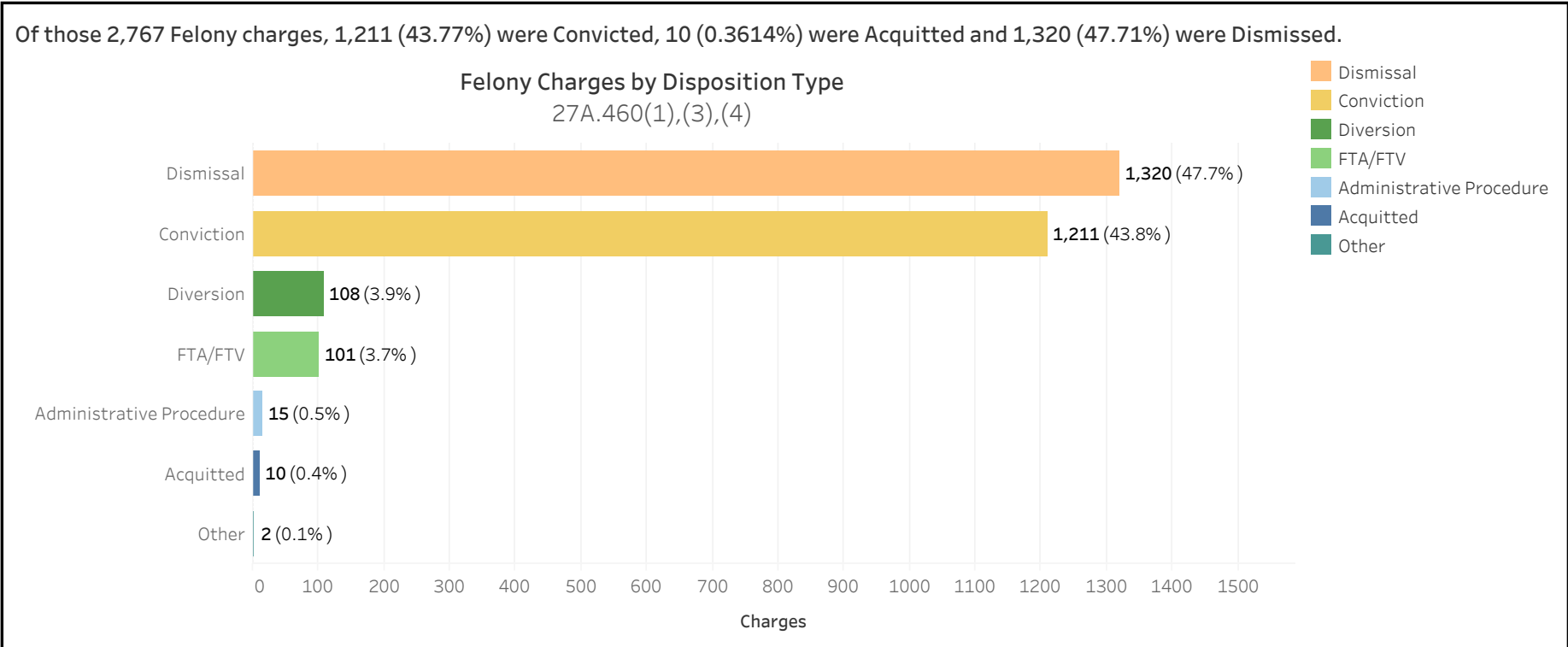


ADMINISTRATIVE OFFICE OF THE COURTS
Research and Statistics
 Annual Report FY 2024
 Circuit Court - Felony Criminal Cases

FAYETTE COUNTY

There were 2,767 Felony level charges and 613 Non-Felony level charges disposed within 1,686 Circuit Criminal cases during the Fiscal Year. Non-Felony charges include Misdemeanor, Violation, Local Ordinance or Other charges within those cases.

		Charges	Cases
FAYETTE	Felony	2,767	1,264
	Felony amended to Non-Felony	613	



27A.460(1) Conviction Percentages

27A.460(3) Percentage of Acquittals

27A.460(4) Percentage of Dismissals

* A case may consist of one or multiple convicted charges, the distinct count of cases counts the case only once.

* Other Disposition types include: Denied, Extradition, Grand Jury, Granted, Merged, Mistrial, Grand Jury, Other, Remanded, and Sealed Records.

* See methodology notes for information on any cases or charges that may be excluded.



ADMINISTRATIVE OFFICE OF THE COURTS
Research and Statistics
 Annual Report FY 2024
 Circuit Court - Felony Criminal Cases

FAYETTE COUNTY

Felony Charges Convicted by Highest Penalty Type

Penalty Type	FELONY			MISDEMEANOR			OTHER			VIOLATION			Grand Total		
	Charges	% of Chgs	Cases	Charges	% of Chgs	Cases	Charges	% of Chgs	Cases	Charges	% of Chgs	Cases	Charges	% of Chgs	Cases
Incarcerated Prison	1,885	41.6%	595	22	1.0%	15				2	0.7%	2	1,909	27.7%	598
Incarcerated Jail	526	11.6%	267	736	35.1%	379				17	6.3%	12	1,279	18.5%	549
Alternative: Home Incarceration				4	0.2%	2							4	0.1%	2
Alternative: Probation	2,021	44.6%	905	721	34.4%	380				9	3.3%	7	2,751	39.9%	926
Alternative: Cond. Discharged	64	1.4%	46	551	26.3%	284	1	100.0%	1	3	1.1%	1	619	9.0%	320
Alternative Sentence	1	0.0%	1	8	0.4%	7				26	9.6%	21	35	0.5%	27
Pay Fine	2	0.0%	2	13	0.6%	10				156	57.6%	109	171	2.5%	113
Pay Court Cost	1	0.0%	1	1	0.0%	1				3	1.1%	3	5	0.1%	5
Other Penalty	15	0.3%	12	26	1.2%	16				54	19.9%	37	95	1.4%	59
No Sentence	20	0.4%	15	14	0.7%	9				1	0.4%	1	35	0.5%	18
Grand Total	4,535	100.0%	1,774	2,096	100.0%	1,081	1	100.0%	1	271	100.0%	188	6,903	100.0%	2,139

27A.460(2) Percentages of fines, imprisonment, or other penalty assessment

Original & Final Plea Type

		GUILTY	NOT GUILTY	UNKNOWN PLEA TYPE	Grand Total
Felony Charges	Original Plea	257 (9.3%)	1,121 (40.5%)	1,389 (50.2%)	2,767 (100.0%)
	Final Plea	1,159 (41.9%)	219 (7.9%)	1,389 (50.2%)	2,767 (100.0%)
Felony amended to Non-Felony	Original Plea		363 (59.2%)	250 (40.8%)	613 (100.0%)
	Final Plea	178 (29.0%)	185 (30.2%)	250 (40.8%)	613 (100.0%)

27A.460(5) Percentage of pleas as charges

27A.460(6) Percentage of pleas to reduce charges

* A case may consist of one or multiple convicted charges, the distinct count of cases counts the case only once.

* Other Disposition types include: Denied, Extradition, Grand Jury, Granted, Merged, Mistrial, Grand Jury, Other, Remanded, and Sealed Records.

* See methodology notes for information on any cases or charges that may be excluded.



ADMINISTRATIVE OFFICE OF THE COURTS
Research and Statistics
 Annual Report FY 2024
 Circuit Court - Felony Criminal Cases

FAYETTE COUNTY

Cases can have multiple charges which are heard either by a Court Trial, Jury Trial, No Trial, or by a combination of trial types. Cases are categorized by how all the charges within the case were disposed. If all charges were disposed by the same trial type, it is counted in the separate category, otherwise, it is counted within the Mixed Trial category. If a charge had no trial type entered or it had No Trial, then it is counted in the No Trial category.

Cases by Trial Type
 27A.460(7), (8), (9), (10)

	Jury Trial	Mixed Trial Typ..	No Trial	Grand Total
Felony Amended Down to Non-Felony	1 0.24%	35 8.29%	386 91.47%	422 100.00%
Felony Charges	7 0.55%	103 8.15%	1,154 91.30%	1,264 100.00%
Felony Convictions	4 0.51%	66 8.47%	709 91.01%	779 100.00%

- 27A.460(7) Percentage of disposition to guilty as charged by trial
- 27A.460(8) Percentage of those found guilty of lesser charge by trial
- 27A.460(9) Percentage of cases where jury trial taken
- 27A.460(10) Percentage of trials which are bench (court) trials

Shock Probation by Disposition Type
 27A.440(3)(b)

	Denied	Granted	Vacated	Other	Grand Total
0026090 SHOCK PROBATION IN FELONY CONVICTIONS	133 94.33%	6 4.26%	1 0.71%	1 0.71%	141 100.00%
0026100 SHOCK PROBATION IN MISDEMEANOR CONVICTIONS	10 76.92%	3 23.08%			13 100.00%
9096890 SHOCK PROBATION	3 100.00%				3 100.00%

27A.440(3)(b) Extracted data on shock probation shall be placed in the annual report of the Administrative Office of the Courts

* A case may consist of one or multiple convicted charges, the distinct count of cases counts the case only once.
 * Other Disposition types include: Denied, Extradition, Grand Jury, Granted, Merged, Mistrial, Grand Jury, Other, Remanded, and Sealed Records.
 * See methodology notes for information on any cases or charges that may be excluded.



ADMINISTRATIVE OFFICE OF THE COURTS
Research and Statistics
 Annual Report FY 2024
 Circuit Court - Felony Criminal Cases

FAYETTE COUNTY

Youthful Offenders

There were 22 Felony level charges and 2 Non-Felony level charges disposed within 10 Circuit Criminal cases during the fiscal year. Non-Felony charges include Misdemeanor, Violation, Local Ordinance, or Other charges within those cases.

27A.460(11)

	Charges	Cases
Felony	22	8
Felony Amended to Non-Felony	2	2

27A.460(11) The number of juvenile offenders tried as an adult

Of the 22 Felony level charges disposed within the Youthful Offender cases, 11 (50.00%) charges were convicted.

Youthful Offender

	Conviction	Dismissal	Grand Total
Felony Charges by Disposition Type	11	11	22

Note: A youth charged prior to their 18th birthday, proceeded against as a youthful offender under KRS 635.020(7) may not be included in the above.

KRS 635.020(7) If a person who is eighteen (18) or older is charged with a felony that occurred prior to their eighteenth birthday, the court shall, upon motion of the county attorney made prior to adjudication and consultation with the Commonwealth's Attorney, the case may proceed in accordance with the provisions of KRS 640.010.

* A case may consist of one or multiple convicted charges, the distinct count of cases counts the case only once.

* Other Disposition types include: Denied, Extradition, Grand Jury, Granted, Merged, Mistrial, Grand Jury, Other, Remanded, and Sealed Records.

* See methodology notes for information on any cases or charges that may be excluded.

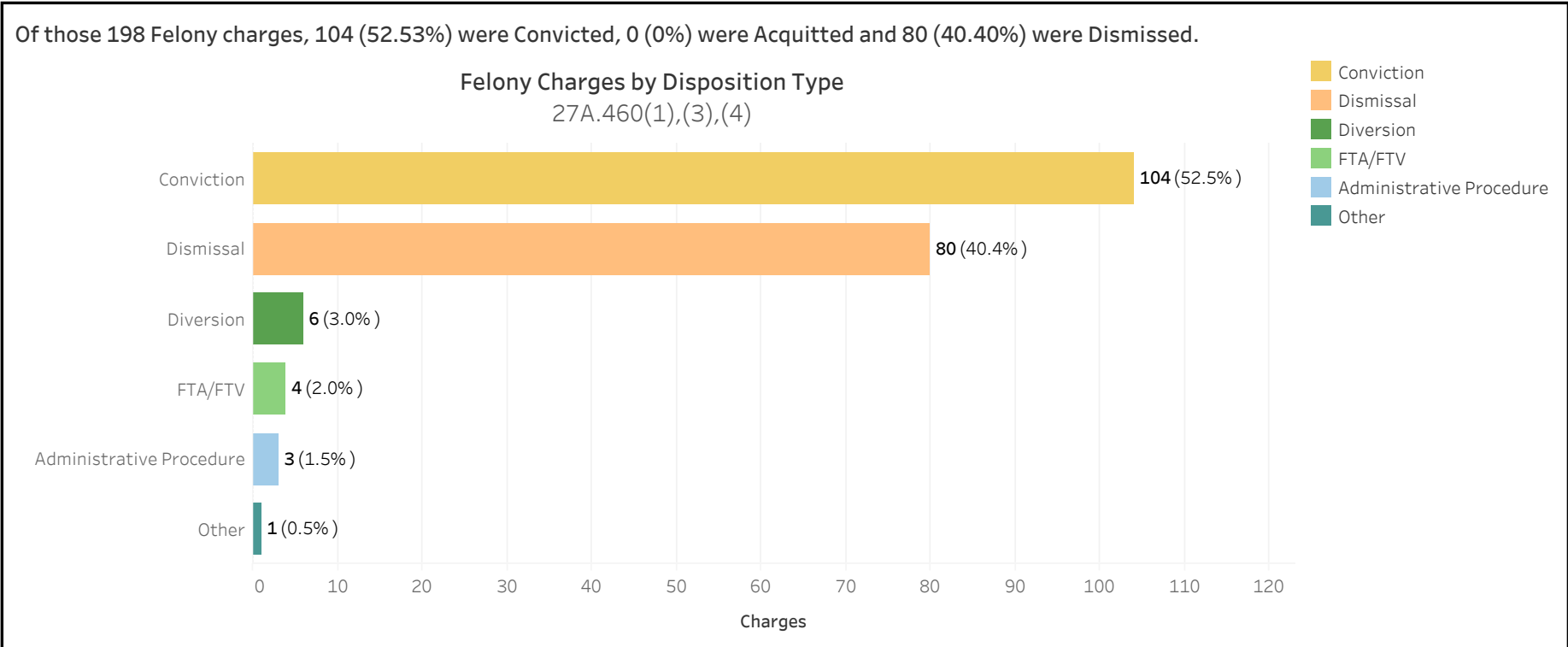


ADMINISTRATIVE OFFICE OF THE COURTS
Research and Statistics
 Annual Report FY 2024
 Circuit Court - Felony Criminal Cases

FLEMING COUNTY

There were 198 Felony level charges and 17 Non-Felony level charges disposed within 133 Circuit Criminal cases during the Fiscal Year. Non-Felony charges include Misdemeanor, Violation, Local Ordinance or Other charges within those cases.

		Charges	Cases
FLEMING	Felony	198	118
	Felony amended to Non-Felony	17	



27A.460(1) Conviction Percentages

27A.460(3) Percentage of Acquittals

27A.460(4) Percentage of Dismissals

* A case may consist of one or multiple convicted charges, the distinct count of cases counts the case only once.

* Other Disposition types include: Denied, Extradition, Grand Jury, Granted, Merged, Mistrial, Grand Jury, Other, Remanded, and Sealed Records.

* See methodology notes for information on any cases or charges that may be excluded.



ADMINISTRATIVE OFFICE OF THE COURTS
Research and Statistics
 Annual Report FY 2024
 Circuit Court - Felony Criminal Cases

FLEMING COUNTY

Felony Charges Convicted by Highest Penalty Type

Penalty Type	FELONY			MISDEMEANOR			OTHER			VIOLATION			Grand Total		
	Charges	% of Chgs	Cases	Charges	% of Chgs	Cases	Charges	% of Chgs	Cases	Charges	% of Chgs	Cases	Charges	% of Chgs	Cases
Incarcerated Prison	1,885	41.6%	595	22	1.0%	15				2	0.7%	2	1,909	27.7%	598
Incarcerated Jail	526	11.6%	267	736	35.1%	379				17	6.3%	12	1,279	18.5%	549
Alternative: Home Incarceration				4	0.2%	2							4	0.1%	2
Alternative: Probation	2,021	44.6%	905	721	34.4%	380				9	3.3%	7	2,751	39.9%	926
Alternative: Cond. Discharged	64	1.4%	46	551	26.3%	284	1	100.0%	1	3	1.1%	1	619	9.0%	320
Alternative Sentence	1	0.0%	1	8	0.4%	7				26	9.6%	21	35	0.5%	27
Pay Fine	2	0.0%	2	13	0.6%	10				156	57.6%	109	171	2.5%	113
Pay Court Cost	1	0.0%	1	1	0.0%	1				3	1.1%	3	5	0.1%	5
Other Penalty	15	0.3%	12	26	1.2%	16				54	19.9%	37	95	1.4%	59
No Sentence	20	0.4%	15	14	0.7%	9				1	0.4%	1	35	0.5%	18
Grand Total	4,535	100.0%	1,774	2,096	100.0%	1,081	1	100.0%	1	271	100.0%	188	6,903	100.0%	2,139

27A.460(2) Percentages of fines, imprisonment, or other penalty assessment

Original & Final Plea Type

		GUILTY	NOT GUILTY	UNKNOWN PLEA TYPE	Grand Total
Felony Charges	Original Plea		122 (61.6%)	76 (38.4%)	198 (100.0%)
	Final Plea	75 (37.9%)	47 (23.7%)	76 (38.4%)	198 (100.0%)
Felony amended to Non-Felony	Original Plea		2 (11.8%)	15 (88.2%)	17 (100.0%)
	Final Plea		2 (11.8%)	15 (88.2%)	17 (100.0%)

27A.460(5) Percentage of pleas as charges

27A.460(6) Percentage of pleas to reduce charges

* A case may consist of one or multiple convicted charges, the distinct count of cases counts the case only once.

* Other Disposition types include: Denied, Extradition, Grand Jury, Granted, Merged, Mistrial, Grand Jury, Other, Remanded, and Sealed Records.

* See methodology notes for information on any cases or charges that may be excluded.



ADMINISTRATIVE OFFICE OF THE COURTS
Research and Statistics
 Annual Report FY 2024
 Circuit Court - Felony Criminal Cases

FLEMING COUNTY

Cases can have multiple charges which are heard either by a Court Trial, Jury Trial, No Trial, or by a combination of trial types. Cases are categorized by how all the charges within the case were disposed. If all charges were disposed by the same trial type, it is counted in the separate category, otherwise, it is counted within the Mixed Trial category. If a charge had no trial type entered or it had No Trial, then it is counted in the No Trial category.

Cases by Trial Type
 27A.460(7), (8), (9), (10)

	Mixed Trial Typ..	No Trial	Grand Total
Felony Amended Down to Non-Felony		15 100.00%	15 100.00%
Felony Charges	4 3.39%	114 96.61%	118 100.00%
Felony Convictions	4 5.63%	67 94.37%	71 100.00%

- 27A.460(7) Percentage of disposition to guilty as charged by trial
- 27A.460(8) Percentage of those found guilty of lesser charge by trial
- 27A.460(9) Percentage of cases where jury trial taken
- 27A.460(10) Percentage of trials which are bench (court) trials

Shock Probation by Disposition Type
 27A.440(3)(b)

	Denied	Granted	Withdrawn	Grand Total
0026090 SHOCK PROBATION IN FELONY CONVICTIONS	30 81.08%	5 13.51%	2 5.41%	37 100.00%

27A.440(3)(b) Extracted data on shock probation shall be placed in the annual report of the Administrative Office of the Courts

* A case may consist of one or multiple convicted charges, the distinct count of cases counts the case only once.
 * Other Disposition types include: Denied, Extradition, Grand Jury, Granted, Merged, Mistrial, Grand Jury, Other, Remanded, and Sealed Records.
 * See methodology notes for information on any cases or charges that may be excluded.



ADMINISTRATIVE OFFICE OF THE COURTS
Research and Statistics
Annual Report FY 2024
Circuit Court - Felony Criminal Cases

FLEMING COUNTY

Youthful Offenders

There were 0 Felony level charges and 0 Non-Felony level charges disposed within 0 Circuit Criminal cases during the fiscal year. Non-Felony charges include Misdemeanor, Violation, Local Ordinance, or Other charges within those cases.

27A.460(11)

27A.460(11) The number of juvenile offenders tried as an adult

Of the 0 Felony level charges disposed within the Youthful Offender cases, 0 (None%) charges were convicted.

Youthful Offender

	Grand Total
Felony Charges by Disposition Type	0

Note: A youth charged prior to their 18th birthday, proceeded against as a youthful offender under KRS 635.020(7) may not be included in the above.

KRS 635.020(7) If a person who is eighteen (18) or older is charged with a felony that occurred prior to their eighteenth birthday, the court shall, upon motion of the county attorney made prior to adjudication and consultation with the Commonwealth's Attorney, the case may proceed in accordance with the provisions of KRS 640.010.

* A case may consist of one or multiple convicted charges, the distinct count of cases counts the case only once.

* Other Disposition types include: Denied, Extradition, Grand Jury, Granted, Merged, Mistrial, Grand Jury, Other, Remanded, and Sealed Records.

* See methodology notes for information on any cases or charges that may be excluded.

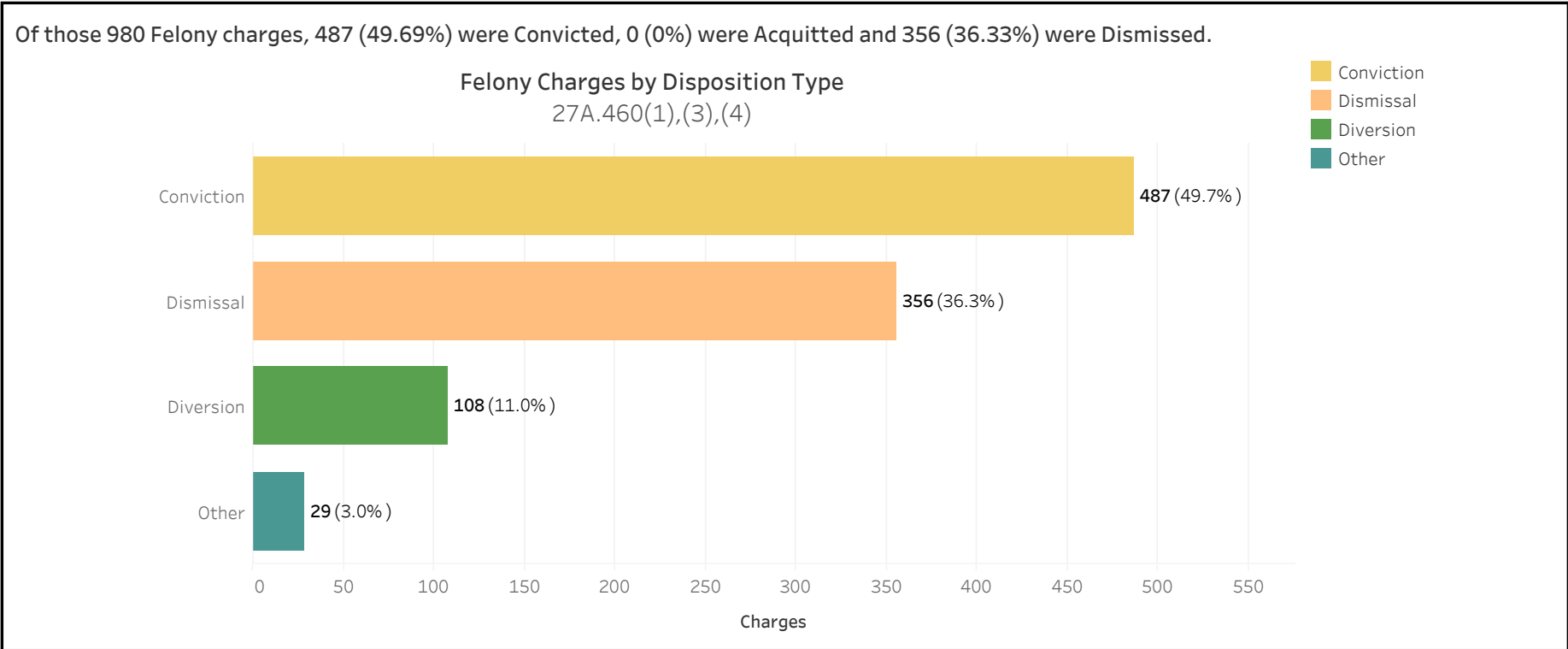


ADMINISTRATIVE OFFICE OF THE COURTS
Research and Statistics
 Annual Report FY 2024
 Circuit Court - Felony Criminal Cases

FLOYD COUNTY

There were 980 Felony level charges and 59 Non-Felony level charges disposed within 614 Circuit Criminal cases during the Fiscal Year. Non-Felony charges include Misdemeanor, Violation, Local Ordinance or Other charges within those cases.

		Charges	Cases
FLOYD	Felony	980	564
	Felony amended to Non-Felony	59	



27A.460(1) Conviction Percentages

27A.460(3) Percentage of Acquittals

27A.460(4) Percentage of Dismissals

* A case may consist of one or multiple convicted charges, the distinct count of cases counts the case only once.

* Other Disposition types include: Denied, Extradition, Grand Jury, Granted, Merged, Mistrial, Grand Jury, Other, Remanded, and Sealed Records.

* See methodology notes for information on any cases or charges that may be excluded.



ADMINISTRATIVE OFFICE OF THE COURTS
Research and Statistics
 Annual Report FY 2024
 Circuit Court - Felony Criminal Cases

FLOYD COUNTY

Felony Charges Convicted by Highest Penalty Type

Penalty Type	FELONY			MISDEMEANOR			OTHER			VIOLATION			Grand Total		
	Charges	% of Chgs	Cases	Charges	% of Chgs	Cases	Charges	% of Chgs	Cases	Charges	% of Chgs	Cases	Charges	% of Chgs	Cases
Incarcerated Prison	1,885	41.6%	595	22	1.0%	15				2	0.7%	2	1,909	27.7%	598
Incarcerated Jail	526	11.6%	267	736	35.1%	379				17	6.3%	12	1,279	18.5%	549
Alternative: Home Incarceration				4	0.2%	2							4	0.1%	2
Alternative: Probation	2,021	44.6%	905	721	34.4%	380				9	3.3%	7	2,751	39.9%	926
Alternative: Cond. Discharged	64	1.4%	46	551	26.3%	284	1	100.0%	1	3	1.1%	1	619	9.0%	320
Alternative Sentence	1	0.0%	1	8	0.4%	7				26	9.6%	21	35	0.5%	27
Pay Fine	2	0.0%	2	13	0.6%	10				156	57.6%	109	171	2.5%	113
Pay Court Cost	1	0.0%	1	1	0.0%	1				3	1.1%	3	5	0.1%	5
Other Penalty	15	0.3%	12	26	1.2%	16				54	19.9%	37	95	1.4%	59
No Sentence	20	0.4%	15	14	0.7%	9				1	0.4%	1	35	0.5%	18
Grand Total	4,535	100.0%	1,774	2,096	100.0%	1,081	1	100.0%	1	271	100.0%	188	6,903	100.0%	2,139

27A.460(2) Percentages of fines, imprisonment, or other penalty assessment

Original & Final Plea Type

		GUILTY	NOT GUILTY	UNKNOWN PLEA TYPE	Grand Total
Felony Charges	Original Plea	2 (0.2%)	591 (60.3%)	387 (39.5%)	980 (100.0%)
	Final Plea	511 (52.1%)	82 (8.4%)	387 (39.5%)	980 (100.0%)
Felony amended to Non-Felony	Original Plea		2 (3.4%)	57 (96.6%)	59 (100.0%)
	Final Plea		2 (3.4%)	57 (96.6%)	59 (100.0%)

27A.460(5) Percentage of pleas as charges

27A.460(6) Percentage of pleas to reduce charges

* A case may consist of one or multiple convicted charges, the distinct count of cases counts the case only once.

* Other Disposition types include: Denied, Extradition, Grand Jury, Granted, Merged, Mistrial, Grand Jury, Other, Remanded, and Sealed Records.

* See methodology notes for information on any cases or charges that may be excluded.



ADMINISTRATIVE OFFICE OF THE COURTS
Research and Statistics
 Annual Report FY 2024
 Circuit Court - Felony Criminal Cases

FLOYD COUNTY

Cases can have multiple charges which are heard either by a Court Trial, Jury Trial, No Trial, or by a combination of trial types. Cases are categorized by how all the charges within the case were disposed. If all charges were disposed by the same trial type, it is counted in the separate category, otherwise, it is counted within the Mixed Trial category. If a charge had no trial type entered or it had No Trial, then it is counted in the No Trial category.

Cases by Trial Type
 27A.460(7), (8), (9), (10)

	Mixed Trial Typ..	No Trial	Grand Total
Felony Amended Down to Non-Felony	8 16.00%	42 84.00%	50 100.00%
Felony Charges	69 12.23%	495 87.77%	564 100.00%
Felony Convictions	45 13.08%	299 86.92%	344 100.00%

- 27A.460(7) Percentage of disposition to guilty as charged by trial
- 27A.460(8) Percentage of those found guilty of lesser charge by trial
- 27A.460(9) Percentage of cases where jury trial taken
- 27A.460(10) Percentage of trials which are bench (court) trials

Shock Probation by Disposition Type
 27A.440(3)(b)

	Other	Grand Total
0026090 SHOCK PROBATION IN FELONY CONVICTIONS	1 100.00%	1 100.00%

27A.440(3)(b) Extracted data on shock probation shall be placed in the annual report of the Administrative Office of the Courts

* A case may consist of one or multiple convicted charges, the distinct count of cases counts the case only once.
 * Other Disposition types include: Denied, Extradition, Grand Jury, Granted, Merged, Mistrial, Grand Jury, Other, Remanded, and Sealed Records.
 * See methodology notes for information on any cases or charges that may be excluded.



ADMINISTRATIVE OFFICE OF THE COURTS
Research and Statistics
Annual Report FY 2024
Circuit Court - Felony Criminal Cases

FLOYD COUNTY

Youthful Offenders

There were 0 Felony level charges and 0 Non-Felony level charges disposed within 0 Circuit Criminal cases during the fiscal year. Non-Felony charges include Misdemeanor, Violation, Local Ordinance, or Other charges within those cases.

27A.460(11)

27A.460(11) The number of juvenile offenders tried as an adult

Of the 0 Felony level charges disposed within the Youthful Offender cases, 0 (None%) charges were convicted.

Youthful Offender

	Grand Total
Felony Charges by Disposition Type	0

Note: A youth charged prior to their 18th birthday, proceeded against as a youthful offender under KRS 635.020(7) may not be included in the above.

KRS 635.020(7) If a person who is eighteen (18) or older is charged with a felony that occurred prior to their eighteenth birthday, the court shall, upon motion of the county attorney made prior to adjudication and consultation with the Commonwealth's Attorney, the case may proceed in accordance with the provisions of KRS 640.010.

* A case may consist of one or multiple convicted charges, the distinct count of cases counts the case only once.

* Other Disposition types include: Denied, Extradition, Grand Jury, Granted, Merged, Mistrial, Grand Jury, Other, Remanded, and Sealed Records.

* See methodology notes for information on any cases or charges that may be excluded.

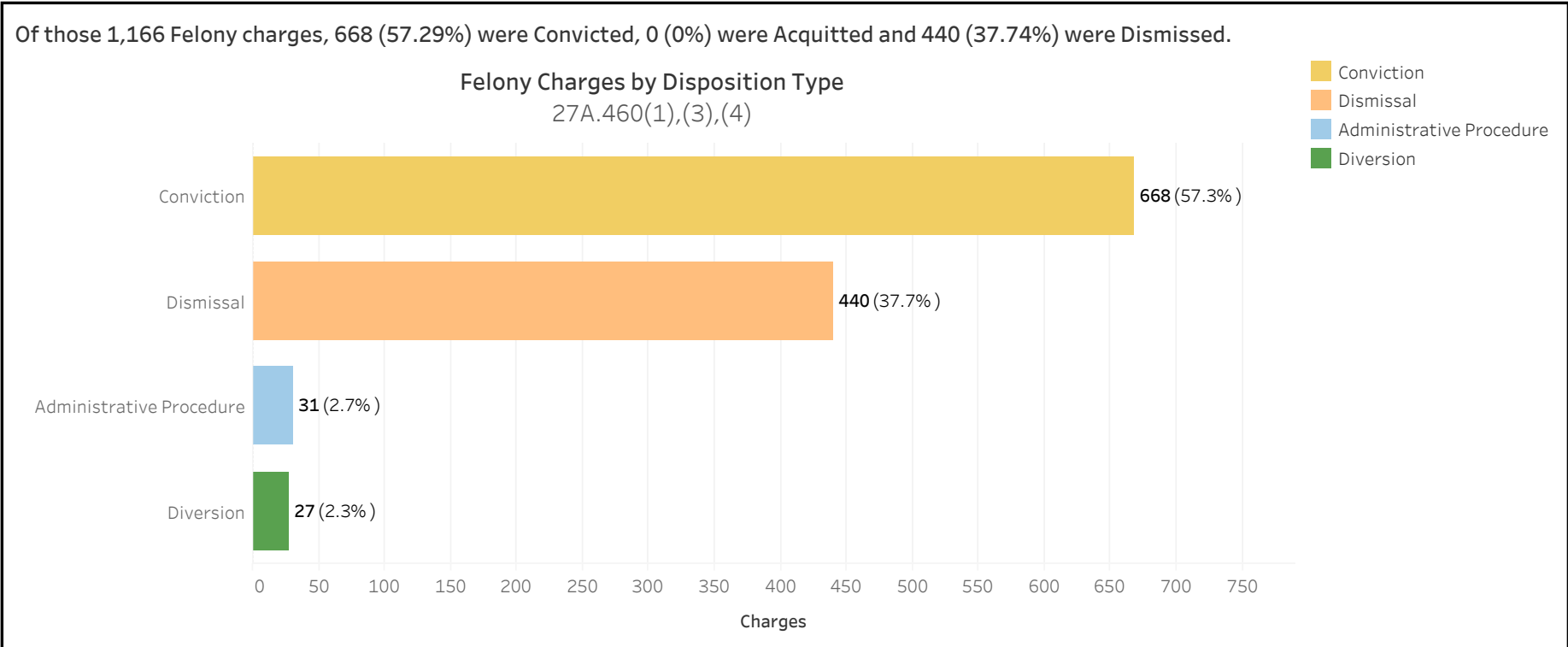


ADMINISTRATIVE OFFICE OF THE COURTS
Research and Statistics
 Annual Report FY 2024
 Circuit Court - Felony Criminal Cases

FRANKLIN COUNTY

There were 1,166 Felony level charges and 129 Non-Felony level charges disposed within 540 Circuit Criminal cases during the Fiscal Year. Non-Felony charges include Misdemeanor, Violation, Local Ordinance or Other charges within those cases.

		Charges	Cases
FRANKLIN	Felony	1,166	452
	Felony amended to Non-Felony	129	



27A.460(1) Conviction Percentages

27A.460(3) Percentage of Acquittals

27A.460(4) Percentage of Dismissals

* A case may consist of one or multiple convicted charges, the distinct count of cases counts the case only once.

* Other Disposition types include: Denied, Extradition, Grand Jury, Granted, Merged, Mistrial, Grand Jury, Other, Remanded, and Sealed Records.

* See methodology notes for information on any cases or charges that may be excluded.



ADMINISTRATIVE OFFICE OF THE COURTS
Research and Statistics
 Annual Report FY 2024
 Circuit Court - Felony Criminal Cases

FRANKLIN COUNTY

Felony Charges Convicted by Highest Penalty Type

Penalty Type	FELONY			MISDEMEANOR			OTHER			VIOLATION			Grand Total		
	Charges	% of Chgs	Cases	Charges	% of Chgs	Cases	Charges	% of Chgs	Cases	Charges	% of Chgs	Cases	Charges	% of Chgs	Cases
Incarcerated Prison	1,885	41.6%	595	22	1.0%	15				2	0.7%	2	1,909	27.7%	598
Incarcerated Jail	526	11.6%	267	736	35.1%	379				17	6.3%	12	1,279	18.5%	549
Alternative: Home Incarceration				4	0.2%	2							4	0.1%	2
Alternative: Probation	2,021	44.6%	905	721	34.4%	380				9	3.3%	7	2,751	39.9%	926
Alternative: Cond. Discharged	64	1.4%	46	551	26.3%	284	1	100.0%	1	3	1.1%	1	619	9.0%	320
Alternative Sentence	1	0.0%	1	8	0.4%	7				26	9.6%	21	35	0.5%	27
Pay Fine	2	0.0%	2	13	0.6%	10				156	57.6%	109	171	2.5%	113
Pay Court Cost	1	0.0%	1	1	0.0%	1				3	1.1%	3	5	0.1%	5
Other Penalty	15	0.3%	12	26	1.2%	16				54	19.9%	37	95	1.4%	59
No Sentence	20	0.4%	15	14	0.7%	9				1	0.4%	1	35	0.5%	18
Grand Total	4,535	100.0%	1,774	2,096	100.0%	1,081	1	100.0%	1	271	100.0%	188	6,903	100.0%	2,139

27A.460(2) Percentages of fines, imprisonment, or other penalty assessment

Original & Final Plea Type

		GUILTY	NOT GUILTY	UNKNOWN PLEA TYPE	Grand Total
Felony Charges	Original Plea	2 (0.2%)	628 (53.9%)	536 (46.0%)	1,166 (100.0%)
	Final Plea	629 (53.9%)	1 (0.1%)	536 (46.0%)	1,166 (100.0%)
Felony amended to Non-Felony	Original Plea	1 (0.8%)	4 (3.1%)	124 (96.1%)	129 (100.0%)
	Final Plea	4 (3.1%)	1 (0.8%)	124 (96.1%)	129 (100.0%)

27A.460(5) Percentage of pleas as charges

27A.460(6) Percentage of pleas to reduce charges

* A case may consist of one or multiple convicted charges, the distinct count of cases counts the case only once.

* Other Disposition types include: Denied, Extradition, Grand Jury, Granted, Merged, Mistrial, Grand Jury, Other, Remanded, and Sealed Records.

* See methodology notes for information on any cases or charges that may be excluded.



ADMINISTRATIVE OFFICE OF THE COURTS
Research and Statistics
 Annual Report FY 2024
 Circuit Court - Felony Criminal Cases

FRANKLIN COUNTY

Cases can have multiple charges which are heard either by a Court Trial, Jury Trial, No Trial, or by a combination of trial types. Cases are categorized by how all the charges within the case were disposed. If all charges were disposed by the same trial type, it is counted in the separate category, otherwise, it is counted within the Mixed Trial category. If a charge had no trial type entered or it had No Trial, then it is counted in the No Trial category.

Cases by Trial Type
 27A.460(7), (8), (9), (10)

	Court Trial	Jury Trial	Mixed Trial Typ..	No Trial	Grand Total
Felony Amended Down to Non-Felony			8 9.09%	80 90.91%	88 100.00%
Felony Charges	1 0.22%	1 0.22%	46 10.18%	404 89.38%	452 100.00%
Felony Convictions	1 0.31%	1 0.31%	44 13.66%	276 85.71%	322 100.00%

- 27A.460(7) Percentage of disposition to guilty as charged by trial
- 27A.460(8) Percentage of those found guilty of lesser charge by trial
- 27A.460(9) Percentage of cases where jury trial taken
- 27A.460(10) Percentage of trials which are bench (court) trials

Shock Probation by Disposition Type
 27A.440(3)(b)

	Denied	Granted	Grand Total
0026090 SHOCK PROBATION IN FELONY CONVICTIONS	16 61.54%	10 38.46%	26 100.00%
0026100 SHOCK PROBATION IN MISDEMEANOR CONVICTIONS		1 100.00%	1 100.00%

27A.440(3)(b) Extracted data on shock probation shall be placed in the annual report of the Administrative Office of the Courts

* A case may consist of one or multiple convicted charges, the distinct count of cases counts the case only once.
 * Other Disposition types include: Denied, Extradition, Grand Jury, Granted, Merged, Mistrial, Grand Jury, Other, Remanded, and Sealed Records.
 * See methodology notes for information on any cases or charges that may be excluded.



ADMINISTRATIVE OFFICE OF THE COURTS
Research and Statistics
 Annual Report FY 2024
 Circuit Court - Felony Criminal Cases

FRANKLIN COUNTY

Youthful Offenders

There were 2 Felony level charges and 0 Non-Felony level charges disposed within 1 Circuit Criminal cases during the fiscal year. Non-Felony charges include Misdemeanor, Violation, Local Ordinance, or Other charges within those cases.

27A.460(11)

	Charges	Cases
Felony	2	1
Felony Amended to Non-Felony	0	0

27A.460(11) The number of juvenile offenders tried as an adult

Of the 2 Felony level charges disposed within the Youthful Offender cases, 2 (100.0%) charges were convicted.

Youthful Offender

	Conviction	Grand Total
Felony Charges by Disposition Type	2	2

Note: A youth charged prior to their 18th birthday, proceeded against as a youthful offender under KRS 635.020(7) may not be included in the above.

KRS 635.020(7) If a person who is eighteen (18) or older is charged with a felony that occurred prior to their eighteenth birthday, the court shall, upon motion of the county attorney made prior to adjudication and consultation with the Commonwealth's Attorney, the case may proceed in accordance with the provisions of KRS 640.010.

* A case may consist of one or multiple convicted charges, the distinct count of cases counts the case only once.

* Other Disposition types include: Denied, Extradition, Grand Jury, Granted, Merged, Mistrial, Grand Jury, Other, Remanded, and Sealed Records.

* See methodology notes for information on any cases or charges that may be excluded.

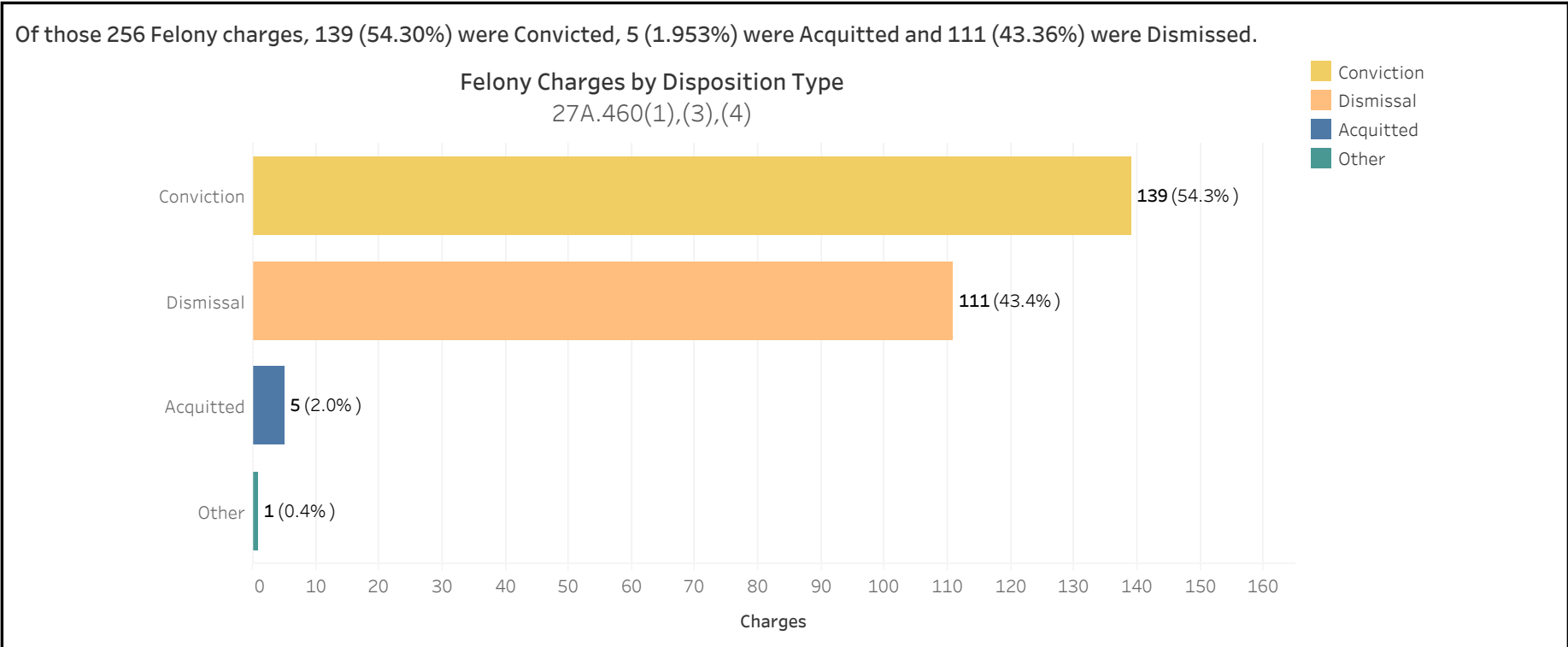


ADMINISTRATIVE OFFICE OF THE COURTS
Research and Statistics
 Annual Report FY 2024
 Circuit Court - Felony Criminal Cases

FULTON COUNTY

There were 256 Felony level charges and 8 Non-Felony level charges disposed within 131 Circuit Criminal cases during the Fiscal Year. Non-Felony charges include Misdemeanor, Violation, Local Ordinance or Other charges within those cases.

		Charges	Cases
FULTON	Felony	256	124
	Felony amended to Non-Felony	8	



27A.460(1) Conviction Percentages

27A.460(3) Percentage of Acquittals

27A.460(4) Percentage of Dismissals

* A case may consist of one or multiple convicted charges, the distinct count of cases counts the case only once.

* Other Disposition types include: Denied, Extradition, Grand Jury, Granted, Merged, Mistrial, Grand Jury, Other, Remanded, and Sealed Records.

* See methodology notes for information on any cases or charges that may be excluded.



ADMINISTRATIVE OFFICE OF THE COURTS
Research and Statistics
 Annual Report FY 2024
 Circuit Court - Felony Criminal Cases

FULTON COUNTY

Felony Charges Convicted by Highest Penalty Type

Penalty Type	FELONY			MISDEMEANOR			OTHER			VIOLATION			Grand Total		
	Charges	% of Chgs	Cases	Charges	% of Chgs	Cases	Charges	% of Chgs	Cases	Charges	% of Chgs	Cases	Charges	% of Chgs	Cases
Incarcerated Prison	1,885	41.6%	595	22	1.0%	15				2	0.7%	2	1,909	27.7%	598
Incarcerated Jail	526	11.6%	267	736	35.1%	379				17	6.3%	12	1,279	18.5%	549
Alternative: Home Incarceration				4	0.2%	2							4	0.1%	2
Alternative: Probation	2,021	44.6%	905	721	34.4%	380				9	3.3%	7	2,751	39.9%	926
Alternative: Cond. Discharged	64	1.4%	46	551	26.3%	284	1	100.0%	1	3	1.1%	1	619	9.0%	320
Alternative Sentence	1	0.0%	1	8	0.4%	7				26	9.6%	21	35	0.5%	27
Pay Fine	2	0.0%	2	13	0.6%	10				156	57.6%	109	171	2.5%	113
Pay Court Cost	1	0.0%	1	1	0.0%	1				3	1.1%	3	5	0.1%	5
Other Penalty	15	0.3%	12	26	1.2%	16				54	19.9%	37	95	1.4%	59
No Sentence	20	0.4%	15	14	0.7%	9				1	0.4%	1	35	0.5%	18
Grand Total	4,535	100.0%	1,774	2,096	100.0%	1,081	1	100.0%	1	271	100.0%	188	6,903	100.0%	2,139

27A.460(2) Percentages of fines, imprisonment, or other penalty assessment

Original & Final Plea Type

		GUILTY	NOT GUILTY	UNKNOWN PLEA TYPE	Grand Total
Felony Charges	Original Plea		180 (70.3%)	76 (29.7%)	256 (100.0%)
	Final Plea	79 (30.9%)	101 (39.5%)	76 (29.7%)	256 (100.0%)
Felony amended to Non-Felony	Original Plea		3 (37.5%)	5 (62.5%)	8 (100.0%)
	Final Plea		3 (37.5%)	5 (62.5%)	8 (100.0%)

27A.460(5) Percentage of pleas as charges

27A.460(6) Percentage of pleas to reduce charges

* A case may consist of one or multiple convicted charges, the distinct count of cases counts the case only once.

* Other Disposition types include: Denied, Extradition, Grand Jury, Granted, Merged, Mistrial, Grand Jury, Other, Remanded, and Sealed Records.

* See methodology notes for information on any cases or charges that may be excluded.



ADMINISTRATIVE OFFICE OF THE COURTS
Research and Statistics
 Annual Report FY 2024
 Circuit Court - Felony Criminal Cases

FULTON COUNTY

Cases can have multiple charges which are heard either by a Court Trial, Jury Trial, No Trial, or by a combination of trial types. Cases are categorized by how all the charges within the case were disposed. If all charges were disposed by the same trial type, it is counted in the separate category, otherwise, it is counted within the Mixed Trial category. If a charge had no trial type entered or it had No Trial, then it is counted in the No Trial category.

Cases by Trial Type
 27A.460(7), (8), (9), (10)

	Jury Trial	Mixed Trial Typ..	No Trial	Grand Total
Felony Amended Down to Non-Felony		2 28.57%	5 71.43%	7 100.00%
Felony Charges	2 1.61%	13 10.48%	109 87.90%	124 100.00%
Felony Convictions		12 10.91%	98 89.09%	110 100.00%

- 27A.460(7) Percentage of disposition to guilty as charged by trial
- 27A.460(8) Percentage of those found guilty of lesser charge by trial
- 27A.460(9) Percentage of cases where jury trial taken
- 27A.460(10) Percentage of trials which are bench (court) trials

Shock Probation by Disposition Type
 27A.440(3)(b)

	Denied	Granted	Grand Total
0026090 SHOCK PROBATION IN FELONY CONVICTIONS	51 82.26%	11 17.74%	62 100.00%
0026100 SHOCK PROBATION IN MISDEMEANOR CONVICTIONS	1 100.00%		1 100.00%

27A.440(3)(b) Extracted data on shock probation shall be placed in the annual report of the Administrative Office of the Courts

* A case may consist of one or multiple convicted charges, the distinct count of cases counts the case only once.
 * Other Disposition types include: Denied, Extradition, Grand Jury, Granted, Merged, Mistrial, Grand Jury, Other, Remanded, and Sealed Records.
 * See methodology notes for information on any cases or charges that may be excluded.



ADMINISTRATIVE OFFICE OF THE COURTS
Research and Statistics
Annual Report FY 2024
Circuit Court - Felony Criminal Cases

FULTON COUNTY

Youthful Offenders

There were 0 Felony level charges and 0 Non-Felony level charges disposed within 0 Circuit Criminal cases during the fiscal year. Non-Felony charges include Misdemeanor, Violation, Local Ordinance, or Other charges within those cases.

27A.460(11)

27A.460(11) The number of juvenile offenders tried as an adult

Of the 0 Felony level charges disposed within the Youthful Offender cases, 0 (None%) charges were convicted.

Youthful Offender

	Grand Total
Felony Charges by Disposition Type	0

Note: A youth charged prior to their 18th birthday, proceeded against as a youthful offender under KRS 635.020(7) may not be included in the above.

KRS 635.020(7) If a person who is eighteen (18) or older is charged with a felony that occurred prior to their eighteenth birthday, the court shall, upon motion of the county attorney made prior to adjudication and consultation with the Commonwealth's Attorney, the case may proceed in accordance with the provisions of KRS 640.010.

* A case may consist of one or multiple convicted charges, the distinct count of cases counts the case only once.

* Other Disposition types include: Denied, Extradition, Grand Jury, Granted, Merged, Mistrial, Grand Jury, Other, Remanded, and Sealed Records.

* See methodology notes for information on any cases or charges that may be excluded.

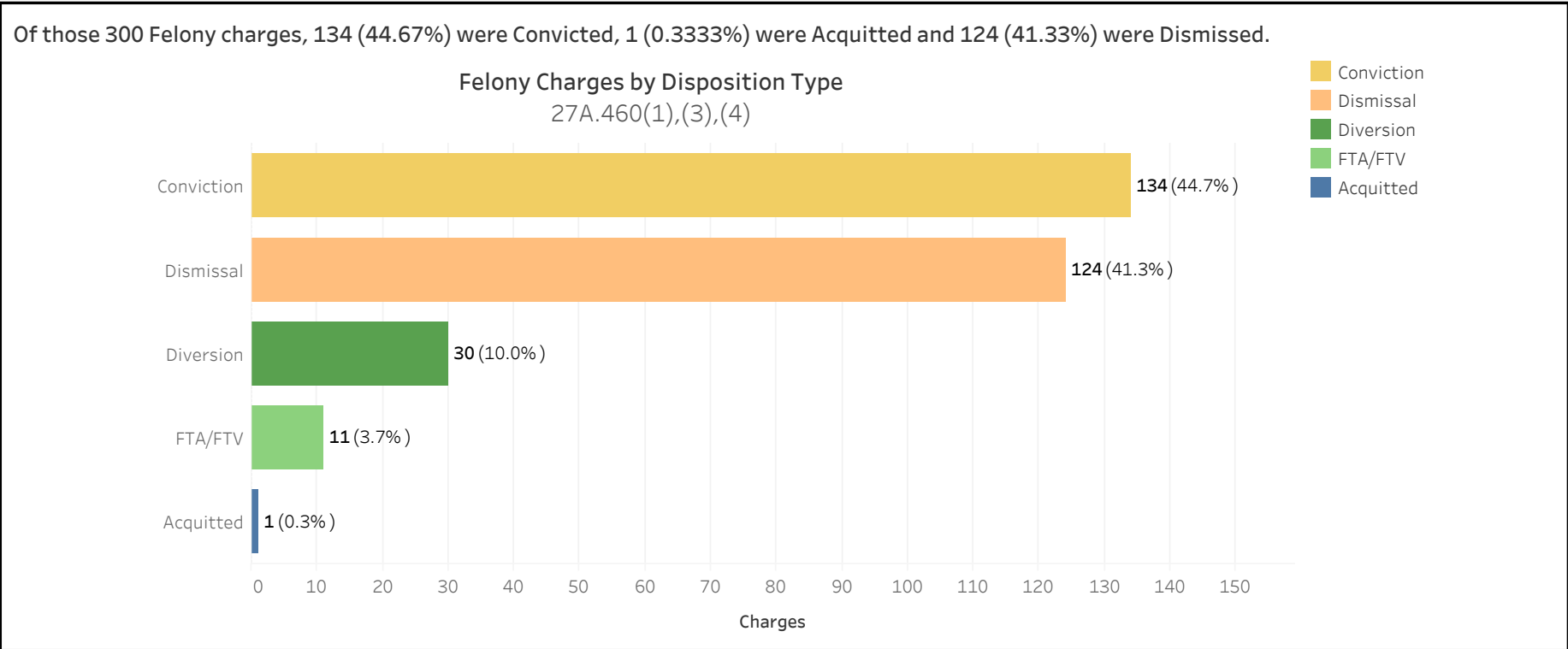


ADMINISTRATIVE OFFICE OF THE COURTS
Research and Statistics
 Annual Report FY 2024
 Circuit Court - Felony Criminal Cases

GALLATIN COUNTY

There were 300 Felony level charges and 21 Non-Felony level charges disposed within 235 Circuit Criminal cases during the Fiscal Year. Non-Felony charges include Misdemeanor, Violation, Local Ordinance or Other charges within those cases.

		Charges	Cases
GALLATIN	Felony	300	216
	Felony amended to Non-Felony	21	



27A.460(1) Conviction Percentages

27A.460(3) Percentage of Acquittals

27A.460(4) Percentage of Dismissals

* A case may consist of one or multiple convicted charges, the distinct count of cases counts the case only once.

* Other Disposition types include: Denied, Extradition, Grand Jury, Granted, Merged, Mistrial, Grand Jury, Other, Remanded, and Sealed Records.

* See methodology notes for information on any cases or charges that may be excluded.



ADMINISTRATIVE OFFICE OF THE COURTS
Research and Statistics
 Annual Report FY 2024
 Circuit Court - Felony Criminal Cases

GALLATIN COUNTY

Felony Charges Convicted by Highest Penalty Type

Penalty Type	FELONY			MISDEMEANOR			OTHER			VIOLATION			Grand Total		
	Charges	% of Chgs	Cases	Charges	% of Chgs	Cases	Charges	% of Chgs	Cases	Charges	% of Chgs	Cases	Charges	% of Chgs	Cases
Incarcerated Prison	1,885	41.6%	595	22	1.0%	15				2	0.7%	2	1,909	27.7%	598
Incarcerated Jail	526	11.6%	267	736	35.1%	379				17	6.3%	12	1,279	18.5%	549
Alternative: Home Incarceration				4	0.2%	2							4	0.1%	2
Alternative: Probation	2,021	44.6%	905	721	34.4%	380				9	3.3%	7	2,751	39.9%	926
Alternative: Cond. Discharged	64	1.4%	46	551	26.3%	284	1	100.0%	1	3	1.1%	1	619	9.0%	320
Alternative Sentence	1	0.0%	1	8	0.4%	7				26	9.6%	21	35	0.5%	27
Pay Fine	2	0.0%	2	13	0.6%	10				156	57.6%	109	171	2.5%	113
Pay Court Cost	1	0.0%	1	1	0.0%	1				3	1.1%	3	5	0.1%	5
Other Penalty	15	0.3%	12	26	1.2%	16				54	19.9%	37	95	1.4%	59
No Sentence	20	0.4%	15	14	0.7%	9				1	0.4%	1	35	0.5%	18
Grand Total	4,535	100.0%	1,774	2,096	100.0%	1,081	1	100.0%	1	271	100.0%	188	6,903	100.0%	2,139

27A.460(2) Percentages of fines, imprisonment, or other penalty assessment

Original & Final Plea Type

		GUILTY	NOT GUILTY	UNKNOWN PLEA TYPE	Grand Total
Felony Charges	Original Plea	4 (1.3%)	11 (3.7%)	285 (95.0%)	300 (100.0%)
	Final Plea	13 (4.3%)	2 (0.7%)	285 (95.0%)	300 (100.0%)
Felony amended to Non-Felony	Original Plea			21 (100.0%)	21 (100.0%)
	Final Plea			21 (100.0%)	21 (100.0%)

27A.460(5) Percentage of pleas as charges

27A.460(6) Percentage of pleas to reduce charges

* A case may consist of one or multiple convicted charges, the distinct count of cases counts the case only once.

* Other Disposition types include: Denied, Extradition, Grand Jury, Granted, Merged, Mistrial, Grand Jury, Other, Remanded, and Sealed Records.

* See methodology notes for information on any cases or charges that may be excluded.



ADMINISTRATIVE OFFICE OF THE COURTS
Research and Statistics
 Annual Report FY 2024
 Circuit Court - Felony Criminal Cases

GALLATIN COUNTY

Cases can have multiple charges which are heard either by a Court Trial, Jury Trial, No Trial, or by a combination of trial types. Cases are categorized by how all the charges within the case were disposed. If all charges were disposed by the same trial type, it is counted in the separate category, otherwise, it is counted within the Mixed Trial category. If a charge had no trial type entered or it had No Trial, then it is counted in the No Trial category.

Cases by Trial Type
 27A.460(7), (8), (9), (10)

	Jury Trial	Mixed Trial Typ..	No Trial	Grand Total
Felony Amended Down to Non-Felony			19	19
			100.00%	100.00%
Felony Charges	3	7	206	216
	1.39%	3.24%	95.37%	100.00%
Felony Convictions	1	5	94	100
	1.00%	5.00%	94.00%	100.00%

- 27A.460(7) Percentage of disposition to guilty as charged by trial
- 27A.460(8) Percentage of those found guilty of lesser charge by trial
- 27A.460(9) Percentage of cases where jury trial taken
- 27A.460(10) Percentage of trials which are bench (court) trials

Shock Probation by Disposition Type
 27A.440(3)(b)

	Denied	Granted	Grand Total
0026090 SHOCK PROBATION IN FELONY CONVICTIONS	10		10
	100.00%		100.00%
0026100 SHOCK PROBATION IN MISDEMEANOR CONVICTIONS		1	1
		100.00%	100.00%

27A.440(3)(b) Extracted data on shock probation shall be placed in the annual report of the Administrative Office of the Courts

* A case may consist of one or multiple convicted charges, the distinct count of cases counts the case only once.
 * Other Disposition types include: Denied, Extradition, Grand Jury, Granted, Merged, Mistrial, Grand Jury, Other, Remanded, and Sealed Records.
 * See methodology notes for information on any cases or charges that may be excluded.



ADMINISTRATIVE OFFICE OF THE COURTS
Research and Statistics
Annual Report FY 2024
Circuit Court - Felony Criminal Cases

GALLATIN COUNTY

Youthful Offenders

There were 0 Felony level charges and 0 Non-Felony level charges disposed within 0 Circuit Criminal cases during the fiscal year. Non-Felony charges include Misdemeanor, Violation, Local Ordinance, or Other charges within those cases.

27A.460(11)

27A.460(11) The number of juvenile offenders tried as an adult

Of the 0 Felony level charges disposed within the Youthful Offender cases, 0 (None%) charges were convicted.

Youthful Offender

	Grand Total
Felony Charges by Disposition Type	0

Note: A youth charged prior to their 18th birthday, proceeded against as a youthful offender under KRS 635.020(7) may not be included in the above.

KRS 635.020(7) If a person who is eighteen (18) or older is charged with a felony that occurred prior to their eighteenth birthday, the court shall, upon motion of the county attorney made prior to adjudication and consultation with the Commonwealth's Attorney, the case may proceed in accordance with the provisions of KRS 640.010.

* A case may consist of one or multiple convicted charges, the distinct count of cases counts the case only once.

* Other Disposition types include: Denied, Extradition, Grand Jury, Granted, Merged, Mistrial, Grand Jury, Other, Remanded, and Sealed Records.

* See methodology notes for information on any cases or charges that may be excluded.

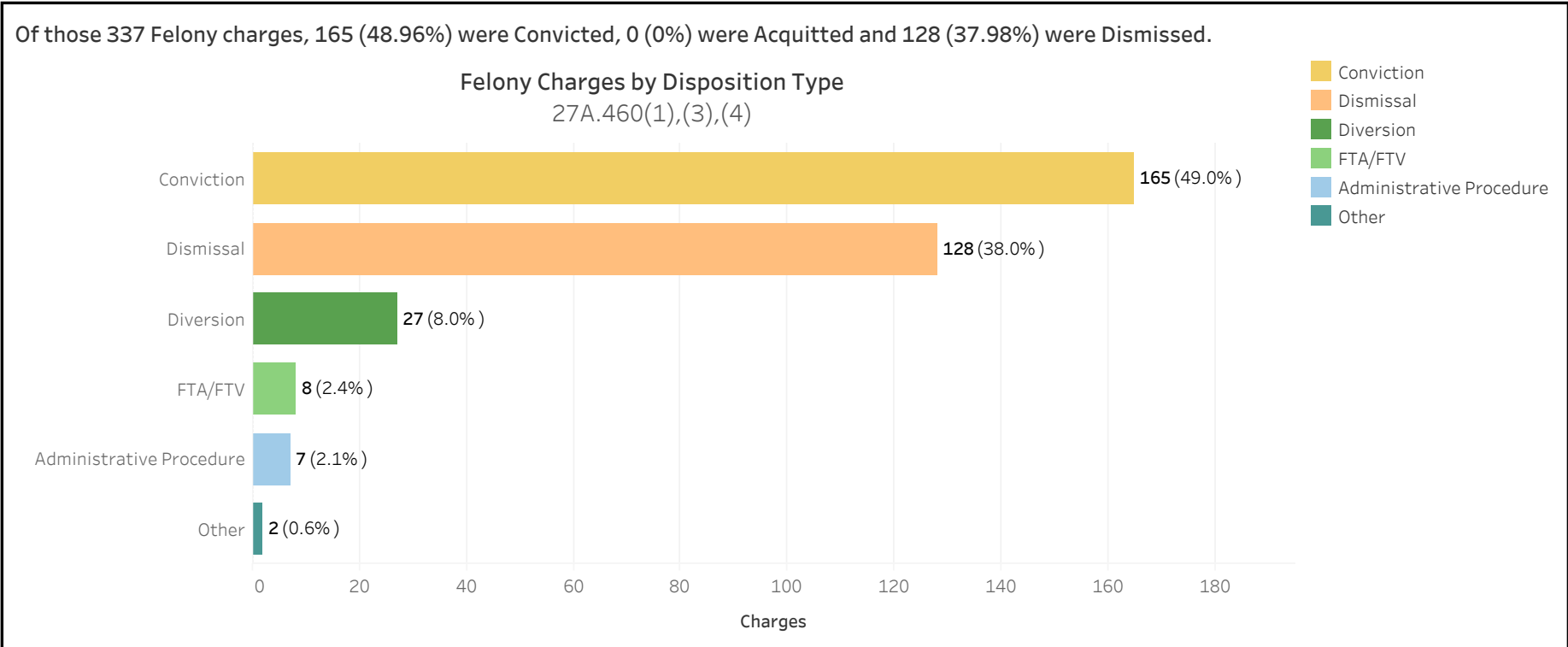


ADMINISTRATIVE OFFICE OF THE COURTS
Research and Statistics
 Annual Report FY 2024
 Circuit Court - Felony Criminal Cases

GARRARD COUNTY

There were 337 Felony level charges and 14 Non-Felony level charges disposed within 178 Circuit Criminal cases during the Fiscal Year. Non-Felony charges include Misdemeanor, Violation, Local Ordinance or Other charges within those cases.

		Charges	Cases
GARRARD	Felony	337	165
	Felony amended to Non-Felony	14	



27A.460(1) Conviction Percentages

27A.460(3) Percentage of Acquittals

27A.460(4) Percentage of Dismissals

* A case may consist of one or multiple convicted charges, the distinct count of cases counts the case only once.

* Other Disposition types include: Denied, Extradition, Grand Jury, Granted, Merged, Mistrial, Grand Jury, Other, Remanded, and Sealed Records.

* See methodology notes for information on any cases or charges that may be excluded.



ADMINISTRATIVE OFFICE OF THE COURTS
Research and Statistics
 Annual Report FY 2024
 Circuit Court - Felony Criminal Cases

GARRARD COUNTY

Felony Charges Convicted by Highest Penalty Type

Penalty Type	FELONY			MISDEMEANOR			OTHER			VIOLATION			Grand Total		
	Charges	% of Chgs	Cases	Charges	% of Chgs	Cases	Charges	% of Chgs	Cases	Charges	% of Chgs	Cases	Charges	% of Chgs	Cases
Incarcerated Prison	1,885	41.6%	595	22	1.0%	15				2	0.7%	2	1,909	27.7%	598
Incarcerated Jail	526	11.6%	267	736	35.1%	379				17	6.3%	12	1,279	18.5%	549
Alternative: Home Incarceration				4	0.2%	2							4	0.1%	2
Alternative: Probation	2,021	44.6%	905	721	34.4%	380				9	3.3%	7	2,751	39.9%	926
Alternative: Cond. Discharged	64	1.4%	46	551	26.3%	284	1	100.0%	1	3	1.1%	1	619	9.0%	320
Alternative Sentence	1	0.0%	1	8	0.4%	7				26	9.6%	21	35	0.5%	27
Pay Fine	2	0.0%	2	13	0.6%	10				156	57.6%	109	171	2.5%	113
Pay Court Cost	1	0.0%	1	1	0.0%	1				3	1.1%	3	5	0.1%	5
Other Penalty	15	0.3%	12	26	1.2%	16				54	19.9%	37	95	1.4%	59
No Sentence	20	0.4%	15	14	0.7%	9				1	0.4%	1	35	0.5%	18
Grand Total	4,535	100.0%	1,774	2,096	100.0%	1,081	1	100.0%	1	271	100.0%	188	6,903	100.0%	2,139

27A.460(2) Percentages of fines, imprisonment, or other penalty assessment

Original & Final Plea Type

		GUILTY	NOT GUILTY	UNKNOWN PLEA TYPE	Grand Total
Felony Charges	Original Plea		8 (2.4%)	329 (97.6%)	337 (100.0%)
	Final Plea	6 (1.8%)	2 (0.6%)	329 (97.6%)	337 (100.0%)
Felony amended to Non-Felony	Original Plea			14 (100.0%)	14 (100.0%)
	Final Plea			14 (100.0%)	14 (100.0%)

27A.460(5) Percentage of pleas as charges

27A.460(6) Percentage of pleas to reduce charges

* A case may consist of one or multiple convicted charges, the distinct count of cases counts the case only once.

* Other Disposition types include: Denied, Extradition, Grand Jury, Granted, Merged, Mistrial, Grand Jury, Other, Remanded, and Sealed Records.

* See methodology notes for information on any cases or charges that may be excluded.



ADMINISTRATIVE OFFICE OF THE COURTS
Research and Statistics
 Annual Report FY 2024
 Circuit Court - Felony Criminal Cases

GARRARD COUNTY

Cases can have multiple charges which are heard either by a Court Trial, Jury Trial, No Trial, or by a combination of trial types. Cases are categorized by how all the charges within the case were disposed. If all charges were disposed by the same trial type, it is counted in the separate category, otherwise, it is counted within the Mixed Trial category. If a charge had no trial type entered or it had No Trial, then it is counted in the No Trial category.

Cases by Trial Type
 27A.460(7), (8), (9), (10)

	Jury Trial	No Trial	Grand Total
Felony Amended Down to Non-Felony		13	13
		100.00%	100.00%
Felony Charges	1	164	165
	0.61%	99.39%	100.00%
Felony Convictions	1	88	89
	1.12%	98.88%	100.00%

27A.460(7) Percentage of disposition to guilty as charged by trial
 27A.460(8) Percentage of those found guilty of lesser charge by trial
 27A.460(9) Percentage of cases where jury trial taken
 27A.460(10) Percentage of trials which are bench (court) trials

Shock Probation by Disposition Type
 27A.440(3)(b)

	Granted	Grand Total
0026090 SHOCK PROBATION IN FELONY CONVICTIONS	1	1
	100.00%	100.00%

27A.440(3)(b) Extracted data on shock probation shall be placed in the annual report of the Administrative Office of the Courts

* A case may consist of one or multiple convicted charges, the distinct count of cases counts the case only once.
 * Other Disposition types include: Denied, Extradition, Grand Jury, Granted, Merged, Mistrial, Grand Jury, Other, Remanded, and Sealed Records.
 * See methodology notes for information on any cases or charges that may be excluded.



ADMINISTRATIVE OFFICE OF THE COURTS
Research and Statistics
 Annual Report FY 2024
 Circuit Court - Felony Criminal Cases

GARRARD COUNTY

Youthful Offenders

There were 2 Felony level charges and 0 Non-Felony level charges disposed within 1 Circuit Criminal cases during the fiscal year. Non-Felony charges include Misdemeanor, Violation, Local Ordinance, or Other charges within those cases.

27A.460(11)

	Charges	Cases
Felony	2	1
Felony Amended to Non-Felony	0	0

27A.460(11) The number of juvenile offenders tried as an adult

Of the 2 Felony level charges disposed within the Youthful Offender cases, 2 (100.0%) charges were convicted.

Youthful Offender

	Conviction	Grand Total
Felony Charges by Disposition Type	2	2

Note: A youth charged prior to their 18th birthday, proceeded against as a youthful offender under KRS 635.020(7) may not be included in the above.

KRS 635.020(7) If a person who is eighteen (18) or older is charged with a felony that occurred prior to their eighteenth birthday, the court shall, upon motion of the county attorney made prior to adjudication and consultation with the Commonwealth's Attorney, the case may proceed in accordance with the provisions of KRS 640.010.

* A case may consist of one or multiple convicted charges, the distinct count of cases counts the case only once.

* Other Disposition types include: Denied, Extradition, Grand Jury, Granted, Merged, Mistrial, Grand Jury, Other, Remanded, and Sealed Records.

* See methodology notes for information on any cases or charges that may be excluded.

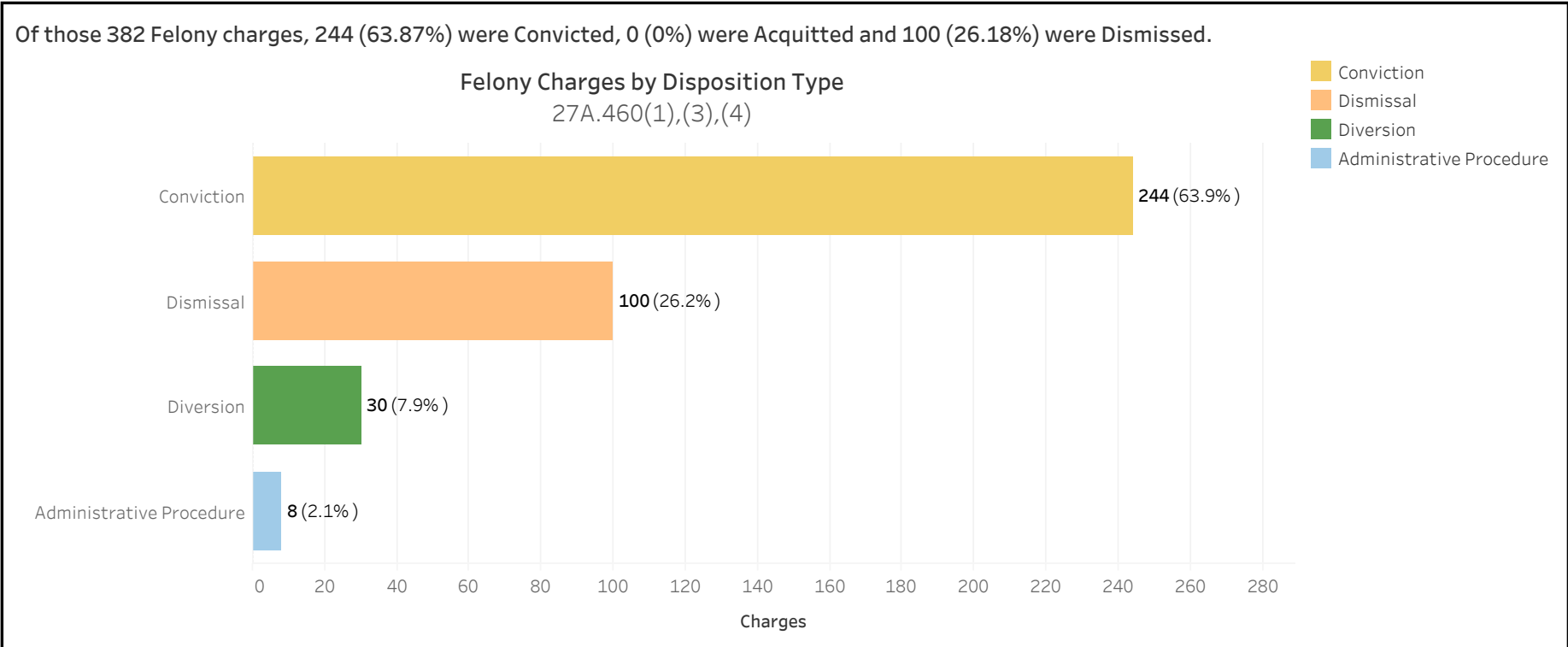


ADMINISTRATIVE OFFICE OF THE COURTS
Research and Statistics
 Annual Report FY 2024
 Circuit Court - Felony Criminal Cases

GRANT COUNTY

There were 382 Felony level charges and 9 Non-Felony level charges disposed within 254 Circuit Criminal cases during the Fiscal Year. Non-Felony charges include Misdemeanor, Violation, Local Ordinance or Other charges within those cases.

		Charges	Cases
GRANT	Felony	382	246
	Felony amended to Non-Felony	9	



27A.460(1) Conviction Percentages

27A.460(3) Percentage of Acquittals

27A.460(4) Percentage of Dismissals

* A case may consist of one or multiple convicted charges, the distinct count of cases counts the case only once.

* Other Disposition types include: Denied, Extradition, Grand Jury, Granted, Merged, Mistrial, Grand Jury, Other, Remanded, and Sealed Records.

* See methodology notes for information on any cases or charges that may be excluded.



ADMINISTRATIVE OFFICE OF THE COURTS
Research and Statistics
 Annual Report FY 2024
 Circuit Court - Felony Criminal Cases

GRANT COUNTY

Felony Charges Convicted by Highest Penalty Type

Penalty Type	FELONY			MISDEMEANOR			OTHER			VIOLATION			Grand Total		
	Charges	% of Chgs	Cases	Charges	% of Chgs	Cases	Charges	% of Chgs	Cases	Charges	% of Chgs	Cases	Charges	% of Chgs	Cases
Incarcerated Prison	1,885	41.6%	595	22	1.0%	15				2	0.7%	2	1,909	27.7%	598
Incarcerated Jail	526	11.6%	267	736	35.1%	379				17	6.3%	12	1,279	18.5%	549
Alternative: Home Incarceration				4	0.2%	2							4	0.1%	2
Alternative: Probation	2,021	44.6%	905	721	34.4%	380				9	3.3%	7	2,751	39.9%	926
Alternative: Cond. Discharged	64	1.4%	46	551	26.3%	284	1	100.0%	1	3	1.1%	1	619	9.0%	320
Alternative Sentence	1	0.0%	1	8	0.4%	7				26	9.6%	21	35	0.5%	27
Pay Fine	2	0.0%	2	13	0.6%	10				156	57.6%	109	171	2.5%	113
Pay Court Cost	1	0.0%	1	1	0.0%	1				3	1.1%	3	5	0.1%	5
Other Penalty	15	0.3%	12	26	1.2%	16				54	19.9%	37	95	1.4%	59
No Sentence	20	0.4%	15	14	0.7%	9				1	0.4%	1	35	0.5%	18
Grand Total	4,535	100.0%	1,774	2,096	100.0%	1,081	1	100.0%	1	271	100.0%	188	6,903	100.0%	2,139

27A.460(2) Percentages of fines, imprisonment, or other penalty assessment

Original & Final Plea Type

		GUILTY	NOT GUILTY	UNKNOWN PLEA TYPE	Grand Total
Felony Charges	Original Plea	84 (22.0%)	163 (42.7%)	135 (35.3%)	382 (100.0%)
	Final Plea	247 (64.7%)		135 (35.3%)	382 (100.0%)
Felony amended to Non-Felony	Original Plea			9 (100.0%)	9 (100.0%)
	Final Plea			9 (100.0%)	9 (100.0%)

27A.460(5) Percentage of pleas as charges

27A.460(6) Percentage of pleas to reduce charges

* A case may consist of one or multiple convicted charges, the distinct count of cases counts the case only once.

* Other Disposition types include: Denied, Extradition, Grand Jury, Granted, Merged, Mistrial, Grand Jury, Other, Remanded, and Sealed Records.

* See methodology notes for information on any cases or charges that may be excluded.



ADMINISTRATIVE OFFICE OF THE COURTS
Research and Statistics
 Annual Report FY 2024
 Circuit Court - Felony Criminal Cases

GRANT COUNTY

Cases can have multiple charges which are heard either by a Court Trial, Jury Trial, No Trial, or by a combination of trial types. Cases are categorized by how all the charges within the case were disposed. If all charges were disposed by the same trial type, it is counted in the separate category, otherwise, it is counted within the Mixed Trial category. If a charge had no trial type entered or it had No Trial, then it is counted in the No Trial category.

Cases by Trial Type
 27A.460(7), (8), (9), (10)

	Mixed Trial Typ..	No Trial	Grand Total
Felony Amended Down to Non-Felony	1 12.50%	7 87.50%	8 100.00%
Felony Charges	31 12.60%	215 87.40%	246 100.00%
Felony Convictions	30 18.87%	129 81.13%	159 100.00%

- 27A.460(7) Percentage of disposition to guilty as charged by trial
- 27A.460(8) Percentage of those found guilty of lesser charge by trial
- 27A.460(9) Percentage of cases where jury trial taken
- 27A.460(10) Percentage of trials which are bench (court) trials

Shock Probation by Disposition Type
 27A.440(3)(b)

	Denied	Granted	Vacated	Grand Total
0026090 SHOCK PROBATION IN FELONY CONVICTIONS	14 82.35%	1 5.88%	2 11.76%	17 100.00%

27A.440(3)(b) Extracted data on shock probation shall be placed in the annual report of the Administrative Office of the Courts

* A case may consist of one or multiple convicted charges, the distinct count of cases counts the case only once.
 * Other Disposition types include: Denied, Extradition, Grand Jury, Granted, Merged, Mistrial, Grand Jury, Other, Remanded, and Sealed Records.
 * See methodology notes for information on any cases or charges that may be excluded.



ADMINISTRATIVE OFFICE OF THE COURTS
Research and Statistics
Annual Report FY 2024
Circuit Court - Felony Criminal Cases

GRANT COUNTY

Youthful Offenders

There were 0 Felony level charges and 0 Non-Felony level charges disposed within 0 Circuit Criminal cases during the fiscal year. Non-Felony charges include Misdemeanor, Violation, Local Ordinance, or Other charges within those cases.

27A.460(11)

27A.460(11) The number of juvenile offenders tried as an adult

Of the 0 Felony level charges disposed within the Youthful Offender cases, 0 (None%) charges were convicted.

Youthful Offender

	Grand Total
Felony Charges by Disposition Type	0

Note: A youth charged prior to their 18th birthday, proceeded against as a youthful offender under KRS 635.020(7) may not be included in the above.

KRS 635.020(7) If a person who is eighteen (18) or older is charged with a felony that occurred prior to their eighteenth birthday, the court shall, upon motion of the county attorney made prior to adjudication and consultation with the Commonwealth's Attorney, the case may proceed in accordance with the provisions of KRS 640.010.

* A case may consist of one or multiple convicted charges, the distinct count of cases counts the case only once.

* Other Disposition types include: Denied, Extradition, Grand Jury, Granted, Merged, Mistrial, Grand Jury, Other, Remanded, and Sealed Records.

* See methodology notes for information on any cases or charges that may be excluded.

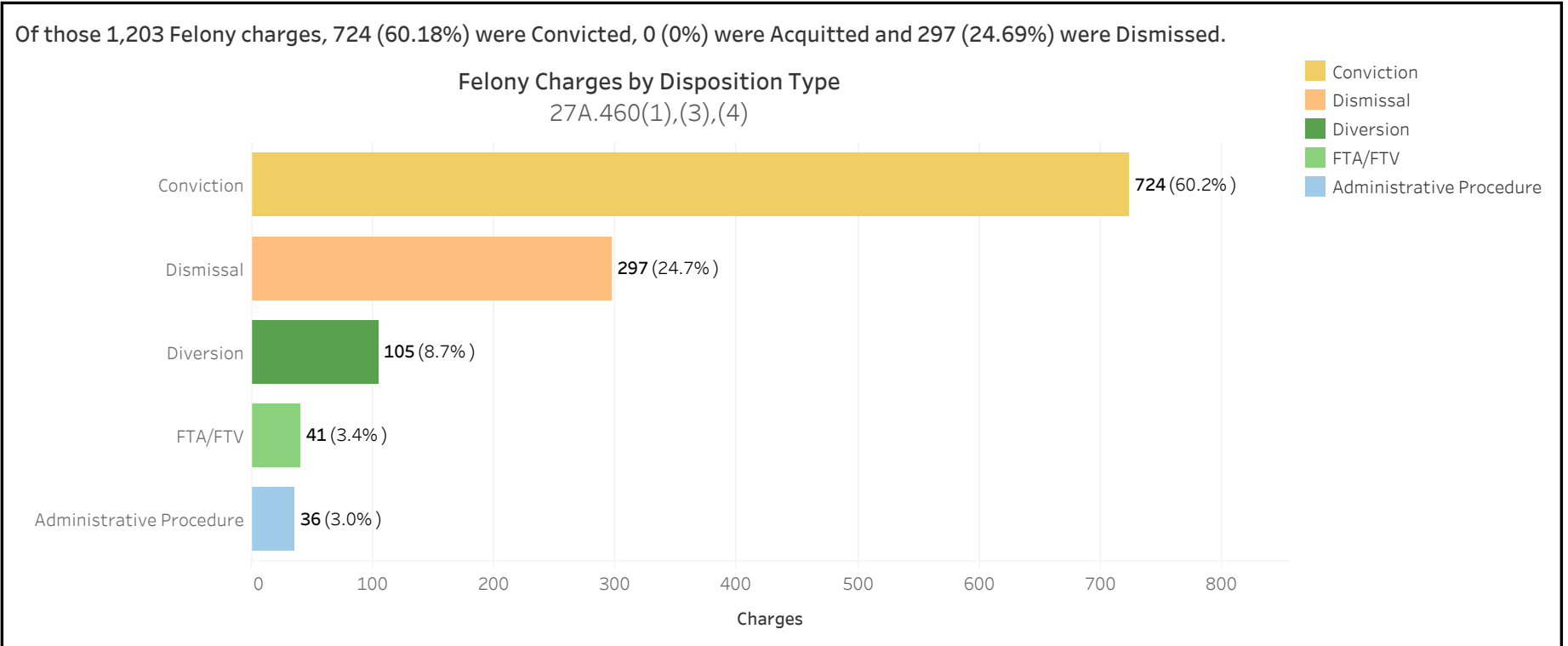


ADMINISTRATIVE OFFICE OF THE COURTS
Research and Statistics
 Annual Report FY 2024
 Circuit Court - Felony Criminal Cases

GRAVES COUNTY

There were 1,203 Felony level charges and 32 Non-Felony level charges disposed within 670 Circuit Criminal cases during the Fiscal Year. Non-Felony charges include Misdemeanor, Violation, Local Ordinance or Other charges within those cases.

		Charges	Cases
GRAVES	Felony	1,203	644
	Felony amended to Non-Felony	32	



27A.460(1) Conviction Percentages

27A.460(3) Percentage of Acquittals

27A.460(4) Percentage of Dismissals

* A case may consist of one or multiple convicted charges, the distinct count of cases counts the case only once.

* Other Disposition types include: Denied, Extradition, Grand Jury, Granted, Merged, Mistrial, Grand Jury, Other, Remanded, and Sealed Records.

* See methodology notes for information on any cases or charges that may be excluded.



ADMINISTRATIVE OFFICE OF THE COURTS
Research and Statistics
 Annual Report FY 2024
 Circuit Court - Felony Criminal Cases

GRAVES COUNTY

Felony Charges Convicted by Highest Penalty Type

Penalty Type	FELONY			MISDEMEANOR			OTHER			VIOLATION			Grand Total		
	Charges	% of Chgs	Cases	Charges	% of Chgs	Cases	Charges	% of Chgs	Cases	Charges	% of Chgs	Cases	Charges	% of Chgs	Cases
Incarcerated Prison	1,885	41.6%	595	22	1.0%	15				2	0.7%	2	1,909	27.7%	598
Incarcerated Jail	526	11.6%	267	736	35.1%	379				17	6.3%	12	1,279	18.5%	549
Alternative: Home Incarceration				4	0.2%	2							4	0.1%	2
Alternative: Probation	2,021	44.6%	905	721	34.4%	380				9	3.3%	7	2,751	39.9%	926
Alternative: Cond. Discharged	64	1.4%	46	551	26.3%	284	1	100.0%	1	3	1.1%	1	619	9.0%	320
Alternative Sentence	1	0.0%	1	8	0.4%	7				26	9.6%	21	35	0.5%	27
Pay Fine	2	0.0%	2	13	0.6%	10				156	57.6%	109	171	2.5%	113
Pay Court Cost	1	0.0%	1	1	0.0%	1				3	1.1%	3	5	0.1%	5
Other Penalty	15	0.3%	12	26	1.2%	16				54	19.9%	37	95	1.4%	59
No Sentence	20	0.4%	15	14	0.7%	9				1	0.4%	1	35	0.5%	18
Grand Total	4,535	100.0%	1,774	2,096	100.0%	1,081	1	100.0%	1	271	100.0%	188	6,903	100.0%	2,139

27A.460(2) Percentages of fines, imprisonment, or other penalty assessment

Original & Final Plea Type

		GUILTY	NOT GUILTY	UNKNOWN PLEA TYPE	Grand Total
Felony Charges	Original Plea	2 (0.2%)	669 (55.6%)	532 (44.2%)	1,203 (100.0%)
	Final Plea	643 (53.4%)	28 (2.3%)	532 (44.2%)	1,203 (100.0%)
Felony amended to Non-Felony	Original Plea			32 (100.0%)	32 (100.0%)
	Final Plea			32 (100.0%)	32 (100.0%)

27A.460(5) Percentage of pleas as charges

27A.460(6) Percentage of pleas to reduce charges

* A case may consist of one or multiple convicted charges, the distinct count of cases counts the case only once.

* Other Disposition types include: Denied, Extradition, Grand Jury, Granted, Merged, Mistrial, Grand Jury, Other, Remanded, and Sealed Records.

* See methodology notes for information on any cases or charges that may be excluded.



ADMINISTRATIVE OFFICE OF THE COURTS
Research and Statistics
 Annual Report FY 2024
 Circuit Court - Felony Criminal Cases

GRAVES COUNTY

Cases can have multiple charges which are heard either by a Court Trial, Jury Trial, No Trial, or by a combination of trial types. Cases are categorized by how all the charges within the case were disposed. If all charges were disposed by the same trial type, it is counted in the separate category, otherwise, it is counted within the Mixed Trial category. If a charge had no trial type entered or it had No Trial, then it is counted in the No Trial category.

Cases by Trial Type
 27A.460(7), (8), (9), (10)

	Jury Trial	Mixed Trial Typ..	No Trial	Grand Total
Felony Amended Down to Non-Felony			26	26
			100.00%	100.00%
Felony Charges	4	25	615	644
	0.62%	3.88%	95.50%	100.00%
Felony Convictions	4	20	407	431
	0.93%	4.64%	94.43%	100.00%

- 27A.460(7) Percentage of disposition to guilty as charged by trial
- 27A.460(8) Percentage of those found guilty of lesser charge by trial
- 27A.460(9) Percentage of cases where jury trial taken
- 27A.460(10) Percentage of trials which are bench (court) trials

Shock Probation by Disposition Type
 27A.440(3)(b)

	Denied	Granted	Grand Total
0026090 SHOCK PROBATION IN FELONY CONVICTIONS	119	74	193
	61.66%	38.34%	100.00%

27A.440(3)(b) Extracted data on shock probation shall be placed in the annual report of the Administrative Office of the Courts

- * A case may consist of one or multiple convicted charges, the distinct count of cases counts the case only once.
- * Other Disposition types include: Denied, Extradition, Grand Jury, Granted, Merged, Mistrial, Grand Jury, Other, Remanded, and Sealed Records.
- * See methodology notes for information on any cases or charges that may be excluded.



ADMINISTRATIVE OFFICE OF THE COURTS
Research and Statistics
 Annual Report FY 2024
 Circuit Court - Felony Criminal Cases

GRAVES COUNTY

Youthful Offenders

There were 2 Felony level charges and 0 Non-Felony level charges disposed within 1 Circuit Criminal cases during the fiscal year. Non-Felony charges include Misdemeanor, Violation, Local Ordinance, or Other charges within those cases.

27A.460(11)

	Charges	Cases
Felony	2	1
Felony Amended to Non-Felony	0	0

27A.460(11) The number of juvenile offenders tried as an adult

Of the 2 Felony level charges disposed within the Youthful Offender cases, 0 (0%) charges were convicted.

Youthful Offender

	FTA/FTV	Grand Total
Felony Charges by Disposition Type	2	2

Note: A youth charged prior to their 18th birthday, proceeded against as a youthful offender under KRS 635.020(7) may not be included in the above.

KRS 635.020(7) If a person who is eighteen (18) or older is charged with a felony that occurred prior to their eighteenth birthday, the court shall, upon motion of the county attorney made prior to adjudication and consultation with the Commonwealth's Attorney, the case may proceed in accordance with the provisions of KRS 640.010.

* A case may consist of one or multiple convicted charges, the distinct count of cases counts the case only once.

* Other Disposition types include: Denied, Extradition, Grand Jury, Granted, Merged, Mistrial, Grand Jury, Other, Remanded, and Sealed Records.

* See methodology notes for information on any cases or charges that may be excluded.

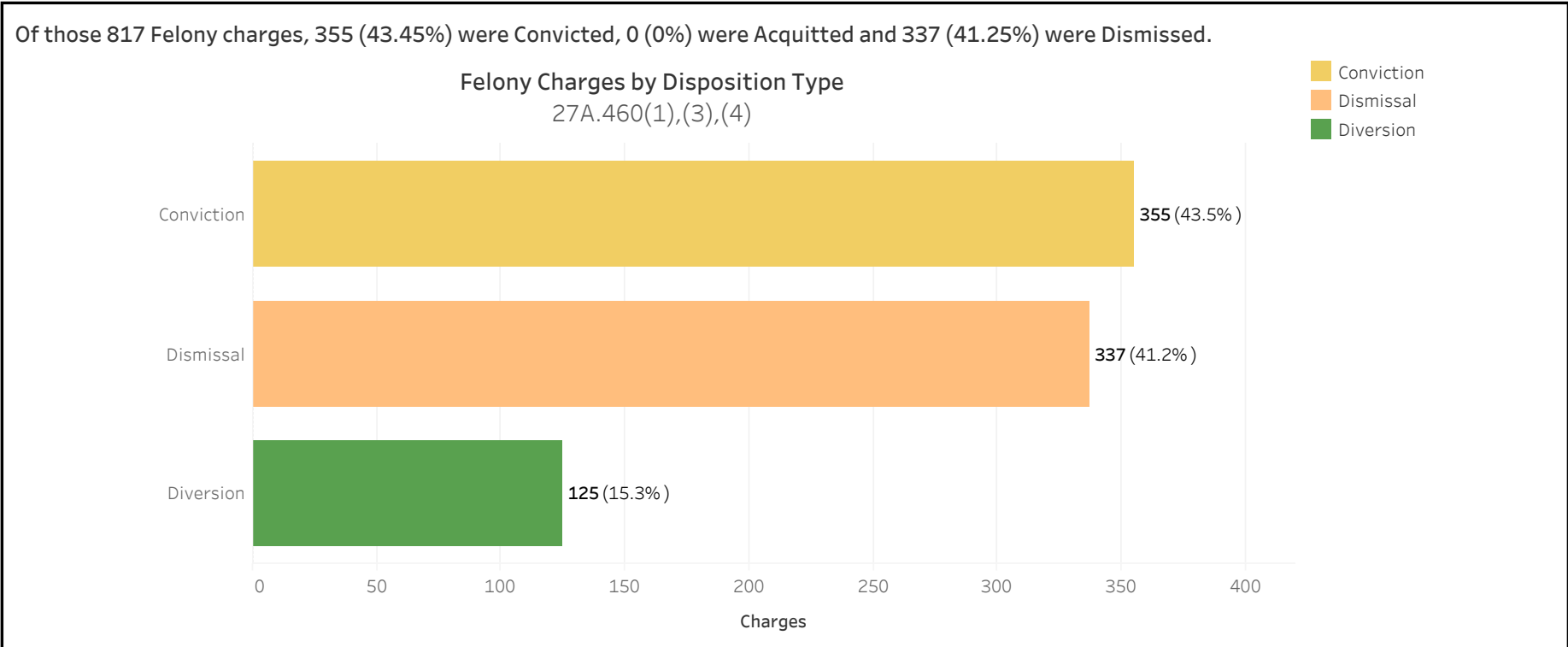


ADMINISTRATIVE OFFICE OF THE COURTS
Research and Statistics
 Annual Report FY 2024
 Circuit Court - Felony Criminal Cases

GRAYSON COUNTY

There were 817 Felony level charges and 26 Non-Felony level charges disposed within 422 Circuit Criminal cases during the Fiscal Year. Non-Felony charges include Misdemeanor, Violation, Local Ordinance or Other charges within those cases.

		Charges	Cases
GRAYSON	Felony	817	403
	Felony amended to Non-Felony	26	



27A.460(1) Conviction Percentages

27A.460(3) Percentage of Acquittals

27A.460(4) Percentage of Dismissals

* A case may consist of one or multiple convicted charges, the distinct count of cases counts the case only once.

* Other Disposition types include: Denied, Extradition, Grand Jury, Granted, Merged, Mistrial, Grand Jury, Other, Remanded, and Sealed Records.

* See methodology notes for information on any cases or charges that may be excluded.



ADMINISTRATIVE OFFICE OF THE COURTS
Research and Statistics
 Annual Report FY 2024
 Circuit Court - Felony Criminal Cases

GRAYSON COUNTY

Felony Charges Convicted by Highest Penalty Type

Penalty Type	FELONY			MISDEMEANOR			OTHER			VIOLATION			Grand Total		
	Charges	% of Chgs	Cases	Charges	% of Chgs	Cases	Charges	% of Chgs	Cases	Charges	% of Chgs	Cases	Charges	% of Chgs	Cases
Incarcerated Prison	1,885	41.6%	595	22	1.0%	15				2	0.7%	2	1,909	27.7%	598
Incarcerated Jail	526	11.6%	267	736	35.1%	379				17	6.3%	12	1,279	18.5%	549
Alternative: Home Incarceration				4	0.2%	2							4	0.1%	2
Alternative: Probation	2,021	44.6%	905	721	34.4%	380				9	3.3%	7	2,751	39.9%	926
Alternative: Cond. Discharged	64	1.4%	46	551	26.3%	284	1	100.0%	1	3	1.1%	1	619	9.0%	320
Alternative Sentence	1	0.0%	1	8	0.4%	7				26	9.6%	21	35	0.5%	27
Pay Fine	2	0.0%	2	13	0.6%	10				156	57.6%	109	171	2.5%	113
Pay Court Cost	1	0.0%	1	1	0.0%	1				3	1.1%	3	5	0.1%	5
Other Penalty	15	0.3%	12	26	1.2%	16				54	19.9%	37	95	1.4%	59
No Sentence	20	0.4%	15	14	0.7%	9				1	0.4%	1	35	0.5%	18
Grand Total	4,535	100.0%	1,774	2,096	100.0%	1,081	1	100.0%	1	271	100.0%	188	6,903	100.0%	2,139

27A.460(2) Percentages of fines, imprisonment, or other penalty assessment

Original & Final Plea Type

		GUILTY	NOT GUILTY	UNKNOWN PLEA TYPE	Grand Total
Felony Charges	Original Plea	1 (0.1%)	323 (39.5%)	493 (60.3%)	817 (100.0%)
	Final Plea	320 (39.2%)	4 (0.5%)	493 (60.3%)	817 (100.0%)
Felony amended to Non-Felony	Original Plea			26 (100.0%)	26 (100.0%)
	Final Plea			26 (100.0%)	26 (100.0%)

27A.460(5) Percentage of pleas as charges

27A.460(6) Percentage of pleas to reduce charges

* A case may consist of one or multiple convicted charges, the distinct count of cases counts the case only once.

* Other Disposition types include: Denied, Extradition, Grand Jury, Granted, Merged, Mistrial, Grand Jury, Other, Remanded, and Sealed Records.

* See methodology notes for information on any cases or charges that may be excluded.



ADMINISTRATIVE OFFICE OF THE COURTS
Research and Statistics
 Annual Report FY 2024
 Circuit Court - Felony Criminal Cases

GRAYSON COUNTY

Cases can have multiple charges which are heard either by a Court Trial, Jury Trial, No Trial, or by a combination of trial types. Cases are categorized by how all the charges within the case were disposed. If all charges were disposed by the same trial type, it is counted in the separate category, otherwise, it is counted within the Mixed Trial category. If a charge had no trial type entered or it had No Trial, then it is counted in the No Trial category.

Cases by Trial Type
 27A.460(7), (8), (9), (10)

	Mixed Trial Typ..	No Trial	Grand Total
Felony Amended Down to Non-Felony	1 5.26%	18 94.74%	19 100.00%
Felony Charges	4 0.99%	399 99.01%	403 100.00%
Felony Convictions	2 0.98%	203 99.02%	205 100.00%

- 27A.460(7) Percentage of disposition to guilty as charged by trial
- 27A.460(8) Percentage of those found guilty of lesser charge by trial
- 27A.460(9) Percentage of cases where jury trial taken
- 27A.460(10) Percentage of trials which are bench (court) trials

Shock Probation by Disposition Type
 27A.440(3)(b)

	Denied	Granted	Withdrawn	Grand Total
0026090 SHOCK PROBATION IN FELONY CONVICTIONS	26 60.47%	15 34.88%	2 4.65%	43 100.00%

27A.440(3)(b) Extracted data on shock probation shall be placed in the annual report of the Administrative Office of the Courts

* A case may consist of one or multiple convicted charges, the distinct count of cases counts the case only once.
 * Other Disposition types include: Denied, Extradition, Grand Jury, Granted, Merged, Mistrial, Grand Jury, Other, Remanded, and Sealed Records.
 * See methodology notes for information on any cases or charges that may be excluded.



ADMINISTRATIVE OFFICE OF THE COURTS
Research and Statistics
 Annual Report FY 2024
 Circuit Court - Felony Criminal Cases

GRAYSON COUNTY

Youthful Offenders

There were 2 Felony level charges and 0 Non-Felony level charges disposed within 1 Circuit Criminal cases during the fiscal year. Non-Felony charges include Misdemeanor, Violation, Local Ordinance, or Other charges within those cases.

27A.460(11)

	Charges	Cases
Felony	2	1
Felony Amended to Non-Felony	0	0

27A.460(11) The number of juvenile offenders tried as an adult

Of the 2 Felony level charges disposed within the Youthful Offender cases, 0 (0%) charges were convicted.

Youthful Offender

	Dismissal	Grand Total
Felony Charges by Disposition Type	2	2

Note: A youth charged prior to their 18th birthday, proceeded against as a youthful offender under KRS 635.020(7) may not be included in the above.

KRS 635.020(7) If a person who is eighteen (18) or older is charged with a felony that occurred prior to their eighteenth birthday, the court shall, upon motion of the county attorney made prior to adjudication and consultation with the Commonwealth's Attorney, the case may proceed in accordance with the provisions of KRS 640.010.

* A case may consist of one or multiple convicted charges, the distinct count of cases counts the case only once.

* Other Disposition types include: Denied, Extradition, Grand Jury, Granted, Merged, Mistrial, Grand Jury, Other, Remanded, and Sealed Records.

* See methodology notes for information on any cases or charges that may be excluded.

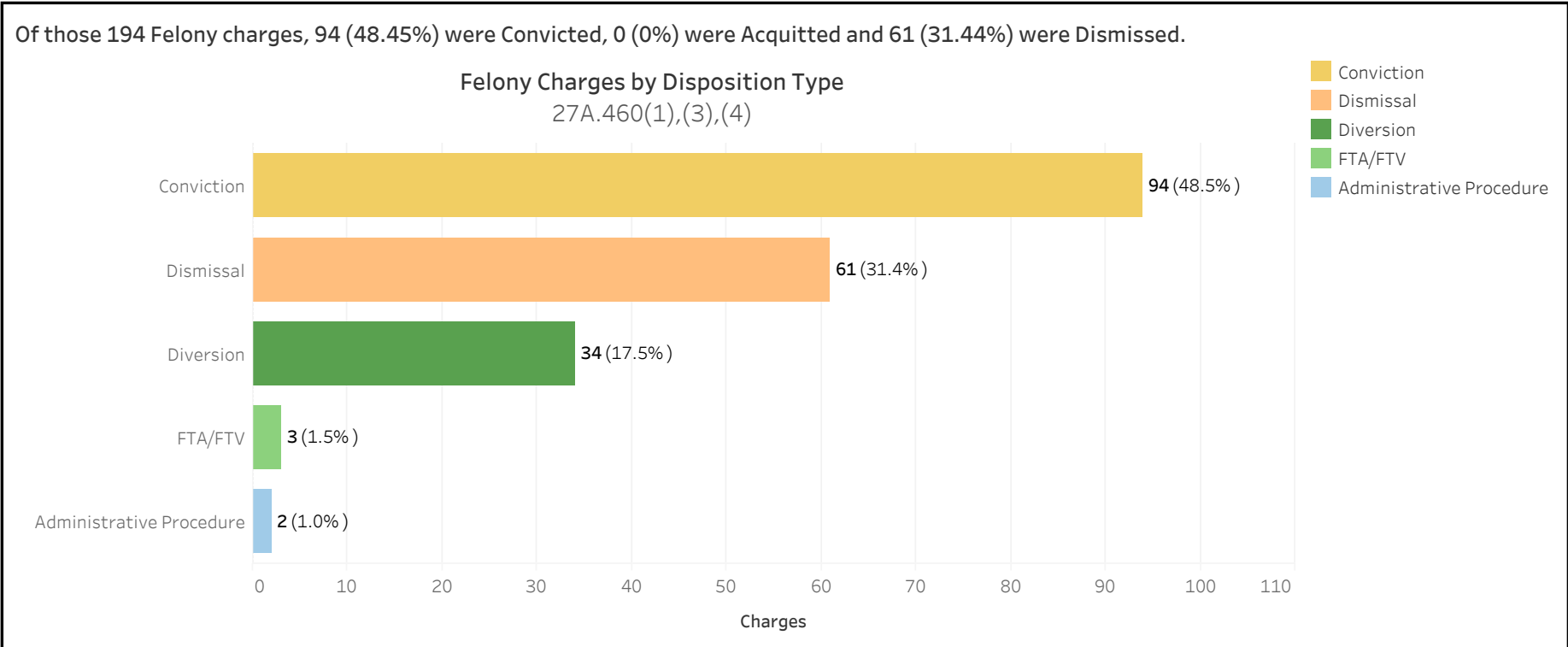


ADMINISTRATIVE OFFICE OF THE COURTS
Research and Statistics
 Annual Report FY 2024
 Circuit Court - Felony Criminal Cases

GREEN COUNTY

There were 194 Felony level charges and 29 Non-Felony level charges disposed within 110 Circuit Criminal cases during the Fiscal Year. Non-Felony charges include Misdemeanor, Violation, Local Ordinance or Other charges within those cases.

		Charges	Cases
GREEN	Felony	194	99
	Felony amended to Non-Felony	29	



27A.460(1) Conviction Percentages

27A.460(3) Percentage of Acquittals

27A.460(4) Percentage of Dismissals

* A case may consist of one or multiple convicted charges, the distinct count of cases counts the case only once.

* Other Disposition types include: Denied, Extradition, Grand Jury, Granted, Merged, Mistrial, Grand Jury, Other, Remanded, and Sealed Records.

* See methodology notes for information on any cases or charges that may be excluded.



ADMINISTRATIVE OFFICE OF THE COURTS
Research and Statistics
 Annual Report FY 2024
 Circuit Court - Felony Criminal Cases

GREEN COUNTY

Felony Charges Convicted by Highest Penalty Type

Penalty Type	FELONY			MISDEMEANOR			OTHER			VIOLATION			Grand Total		
	Charges	% of Chgs	Cases	Charges	% of Chgs	Cases	Charges	% of Chgs	Cases	Charges	% of Chgs	Cases	Charges	% of Chgs	Cases
Incarcerated Prison	1,885	41.6%	595	22	1.0%	15				2	0.7%	2	1,909	27.7%	598
Incarcerated Jail	526	11.6%	267	736	35.1%	379				17	6.3%	12	1,279	18.5%	549
Alternative: Home Incarceration				4	0.2%	2							4	0.1%	2
Alternative: Probation	2,021	44.6%	905	721	34.4%	380				9	3.3%	7	2,751	39.9%	926
Alternative: Cond. Discharged	64	1.4%	46	551	26.3%	284	1	100.0%	1	3	1.1%	1	619	9.0%	320
Alternative Sentence	1	0.0%	1	8	0.4%	7				26	9.6%	21	35	0.5%	27
Pay Fine	2	0.0%	2	13	0.6%	10				156	57.6%	109	171	2.5%	113
Pay Court Cost	1	0.0%	1	1	0.0%	1				3	1.1%	3	5	0.1%	5
Other Penalty	15	0.3%	12	26	1.2%	16				54	19.9%	37	95	1.4%	59
No Sentence	20	0.4%	15	14	0.7%	9				1	0.4%	1	35	0.5%	18
Grand Total	4,535	100.0%	1,774	2,096	100.0%	1,081	1	100.0%	1	271	100.0%	188	6,903	100.0%	2,139

27A.460(2) Percentages of fines, imprisonment, or other penalty assessment

Original & Final Plea Type

		GUILTY	NOT GUILTY	UNKNOWN PLEA TYPE	Grand Total
Felony Charges	Original Plea		1 (0.5%)	193 (99.5%)	194 (100.0%)
	Final Plea	1 (0.5%)		193 (99.5%)	194 (100.0%)
Felony amended to Non-Felony	Original Plea			29 (100.0%)	29 (100.0%)
	Final Plea			29 (100.0%)	29 (100.0%)

27A.460(5) Percentage of pleas as charges

27A.460(6) Percentage of pleas to reduce charges

* A case may consist of one or multiple convicted charges, the distinct count of cases counts the case only once.

* Other Disposition types include: Denied, Extradition, Grand Jury, Granted, Merged, Mistrial, Grand Jury, Other, Remanded, and Sealed Records.

* See methodology notes for information on any cases or charges that may be excluded.



ADMINISTRATIVE OFFICE OF THE COURTS
Research and Statistics
 Annual Report FY 2024
 Circuit Court - Felony Criminal Cases

GREEN COUNTY

Cases can have multiple charges which are heard either by a Court Trial, Jury Trial, No Trial, or by a combination of trial types. Cases are categorized by how all the charges within the case were disposed. If all charges were disposed by the same trial type, it is counted in the separate category, otherwise, it is counted within the Mixed Trial category. If a charge had no trial type entered or it had No Trial, then it is counted in the No Trial category.

Cases by Trial Type
 27A.460(7), (8), (9), (10)

	Jury Trial	Mixed Trial Typ..	No Trial	Grand Total
Felony Amended Down to Non-Felony			11	11
			100.00%	100.00%
Felony Charges	1	1	97	99
	1.01%	1.01%	97.98%	100.00%
Felony Convictions			48	48
			100.00%	100.00%

- 27A.460(7) Percentage of disposition to guilty as charged by trial
- 27A.460(8) Percentage of those found guilty of lesser charge by trial
- 27A.460(9) Percentage of cases where jury trial taken
- 27A.460(10) Percentage of trials which are bench (court) trials

Shock Probation by Disposition Type
 27A.440(3)(b)

	Denied	Grand Total
0026090 SHOCK PROBATION IN FELONY CONVICTIONS	2	2
	100.00%	100.00%

27A.440(3)(b) Extracted data on shock probation shall be placed in the annual report of the Administrative Office of the Courts

- * A case may consist of one or multiple convicted charges, the distinct count of cases counts the case only once.
- * Other Disposition types include: Denied, Extradition, Grand Jury, Granted, Merged, Mistrial, Grand Jury, Other, Remanded, and Sealed Records.
- * See methodology notes for information on any cases or charges that may be excluded.



ADMINISTRATIVE OFFICE OF THE COURTS
Research and Statistics
Annual Report FY 2024
Circuit Court - Felony Criminal Cases

GREEN COUNTY

Youthful Offenders

There were 0 Felony level charges and 0 Non-Felony level charges disposed within 0 Circuit Criminal cases during the fiscal year. Non-Felony charges include Misdemeanor, Violation, Local Ordinance, or Other charges within those cases.

27A.460(11)

27A.460(11) The number of juvenile offenders tried as an adult

Of the 0 Felony level charges disposed within the Youthful Offender cases, 0 (None%) charges were convicted.

Youthful Offender

	Grand Total
Felony Charges by Disposition Type	0

Note: A youth charged prior to their 18th birthday, proceeded against as a youthful offender under KRS 635.020(7) may not be included in the above.

KRS 635.020(7) If a person who is eighteen (18) or older is charged with a felony that occurred prior to their eighteenth birthday, the court shall, upon motion of the county attorney made prior to adjudication and consultation with the Commonwealth's Attorney, the case may proceed in accordance with the provisions of KRS 640.010.

* A case may consist of one or multiple convicted charges, the distinct count of cases counts the case only once.

* Other Disposition types include: Denied, Extradition, Grand Jury, Granted, Merged, Mistrial, Grand Jury, Other, Remanded, and Sealed Records.

* See methodology notes for information on any cases or charges that may be excluded.

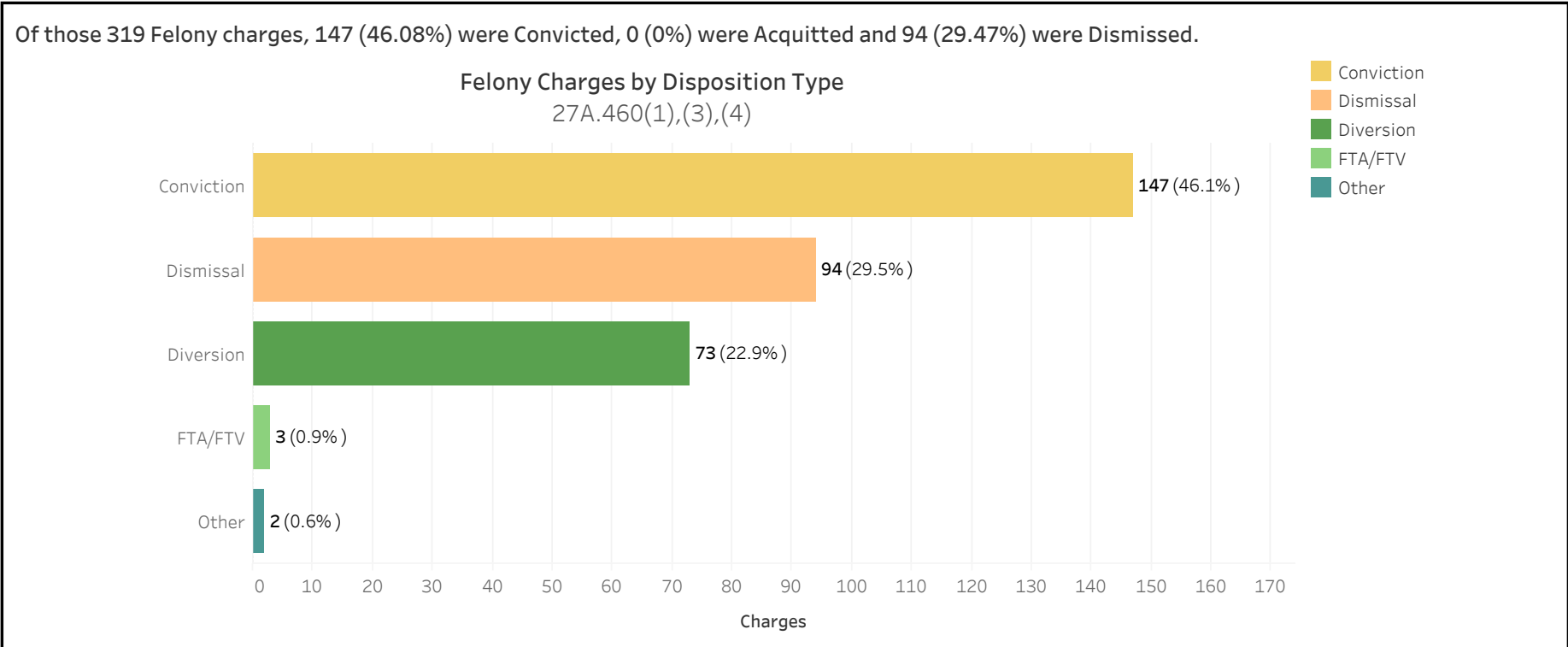


ADMINISTRATIVE OFFICE OF THE COURTS
Research and Statistics
 Annual Report FY 2024
 Circuit Court - Felony Criminal Cases

GREENUP COUNTY

There were 319 Felony level charges and 7 Non-Felony level charges disposed within 218 Circuit Criminal cases during the Fiscal Year. Non-Felony charges include Misdemeanor, Violation, Local Ordinance or Other charges within those cases.

		Charges	Cases
GREENUP	Felony	319	212
	Felony amended to Non-Felony	7	



27A.460(1) Conviction Percentages

27A.460(3) Percentage of Acquittals

27A.460(4) Percentage of Dismissals

* A case may consist of one or multiple convicted charges, the distinct count of cases counts the case only once.

* Other Disposition types include: Denied, Extradition, Grand Jury, Granted, Merged, Mistrial, Grand Jury, Other, Remanded, and Sealed Records.

* See methodology notes for information on any cases or charges that may be excluded.



ADMINISTRATIVE OFFICE OF THE COURTS
Research and Statistics
 Annual Report FY 2024
 Circuit Court - Felony Criminal Cases

GREENUP COUNTY

Felony Charges Convicted by Highest Penalty Type

Penalty Type	FELONY			MISDEMEANOR			OTHER			VIOLATION			Grand Total		
	Charges	% of Chgs	Cases	Charges	% of Chgs	Cases	Charges	% of Chgs	Cases	Charges	% of Chgs	Cases	Charges	% of Chgs	Cases
Incarcerated Prison	1,885	41.6%	595	22	1.0%	15				2	0.7%	2	1,909	27.7%	598
Incarcerated Jail	526	11.6%	267	736	35.1%	379				17	6.3%	12	1,279	18.5%	549
Alternative: Home Incarceration				4	0.2%	2							4	0.1%	2
Alternative: Probation	2,021	44.6%	905	721	34.4%	380				9	3.3%	7	2,751	39.9%	926
Alternative: Cond. Discharged	64	1.4%	46	551	26.3%	284	1	100.0%	1	3	1.1%	1	619	9.0%	320
Alternative Sentence	1	0.0%	1	8	0.4%	7				26	9.6%	21	35	0.5%	27
Pay Fine	2	0.0%	2	13	0.6%	10				156	57.6%	109	171	2.5%	113
Pay Court Cost	1	0.0%	1	1	0.0%	1				3	1.1%	3	5	0.1%	5
Other Penalty	15	0.3%	12	26	1.2%	16				54	19.9%	37	95	1.4%	59
No Sentence	20	0.4%	15	14	0.7%	9				1	0.4%	1	35	0.5%	18
Grand Total	4,535	100.0%	1,774	2,096	100.0%	1,081	1	100.0%	1	271	100.0%	188	6,903	100.0%	2,139

27A.460(2) Percentages of fines, imprisonment, or other penalty assessment

Original & Final Plea Type

		GUILTY	NOT GUILTY	UNKNOWN PLEA TYPE	Grand Total
Felony Charges	Original Plea		143 (44.8%)	176 (55.2%)	319 (100.0%)
	Final Plea	143 (44.8%)		176 (55.2%)	319 (100.0%)
Felony amended to Non-Felony	Original Plea			7 (100.0%)	7 (100.0%)
	Final Plea			7 (100.0%)	7 (100.0%)

27A.460(5) Percentage of pleas as charges

27A.460(6) Percentage of pleas to reduce charges

* A case may consist of one or multiple convicted charges, the distinct count of cases counts the case only once.

* Other Disposition types include: Denied, Extradition, Grand Jury, Granted, Merged, Mistrial, Grand Jury, Other, Remanded, and Sealed Records.

* See methodology notes for information on any cases or charges that may be excluded.



ADMINISTRATIVE OFFICE OF THE COURTS
Research and Statistics
 Annual Report FY 2024
 Circuit Court - Felony Criminal Cases

GREENUP COUNTY

Cases can have multiple charges which are heard either by a Court Trial, Jury Trial, No Trial, or by a combination of trial types. Cases are categorized by how all the charges within the case were disposed. If all charges were disposed by the same trial type, it is counted in the separate category, otherwise, it is counted within the Mixed Trial category. If a charge had no trial type entered or it had No Trial, then it is counted in the No Trial category.

Cases by Trial Type
 27A.460(7), (8), (9), (10)

	Jury Trial	Mixed Trial Typ..	No Trial	Grand Total
Felony Amended Down to Non-Felony			6	6
			100.00%	100.00%
Felony Charges	1	28	183	212
	0.47%	13.21%	86.32%	100.00%
Felony Convictions	1	14	73	88
	1.14%	15.91%	82.95%	100.00%

- 27A.460(7) Percentage of disposition to guilty as charged by trial
- 27A.460(8) Percentage of those found guilty of lesser charge by trial
- 27A.460(9) Percentage of cases where jury trial taken
- 27A.460(10) Percentage of trials which are bench (court) trials

Shock Probation by Disposition Type
 27A.440(3)(b)

	Denied	Granted	Withdrawn	Grand Total
0026090 SHOCK PROBATION IN FELONY CONVICTIONS	36	4	1	41
	87.80%	9.76%	2.44%	100.00%

27A.440(3)(b) Extracted data on shock probation shall be placed in the annual report of the Administrative Office of the Courts

* A case may consist of one or multiple convicted charges, the distinct count of cases counts the case only once.
 * Other Disposition types include: Denied, Extradition, Grand Jury, Granted, Merged, Mistrial, Grand Jury, Other, Remanded, and Sealed Records.
 * See methodology notes for information on any cases or charges that may be excluded.



ADMINISTRATIVE OFFICE OF THE COURTS
Research and Statistics
 Annual Report FY 2024
 Circuit Court - Felony Criminal Cases

GREENUP COUNTY

Youthful Offenders

There were 1 Felony level charges and 0 Non-Felony level charges disposed within 1 Circuit Criminal cases during the fiscal year. Non-Felony charges include Misdemeanor, Violation, Local Ordinance, or Other charges within those cases.

27A.460(11)

	Charges	Cases
Felony	1	1
Felony Amended to Non-Felony	0	0

27A.460(11) The number of juvenile offenders tried as an adult

Of the 1 Felony level charges disposed within the Youthful Offender cases, 1 (100.0%) charges were convicted.

Youthful Offender

	Conviction	Grand Total
Felony Charges by Disposition Type	1	1

Note: A youth charged prior to their 18th birthday, proceeded against as a youthful offender under KRS 635.020(7) may not be included in the above.

KRS 635.020(7) If a person who is eighteen (18) or older is charged with a felony that occurred prior to their eighteenth birthday, the court shall, upon motion of the county attorney made prior to adjudication and consultation with the Commonwealth's Attorney, the case may proceed in accordance with the provisions of KRS 640.010.

* A case may consist of one or multiple convicted charges, the distinct count of cases counts the case only once.

* Other Disposition types include: Denied, Extradition, Grand Jury, Granted, Merged, Mistrial, Grand Jury, Other, Remanded, and Sealed Records.

* See methodology notes for information on any cases or charges that may be excluded.

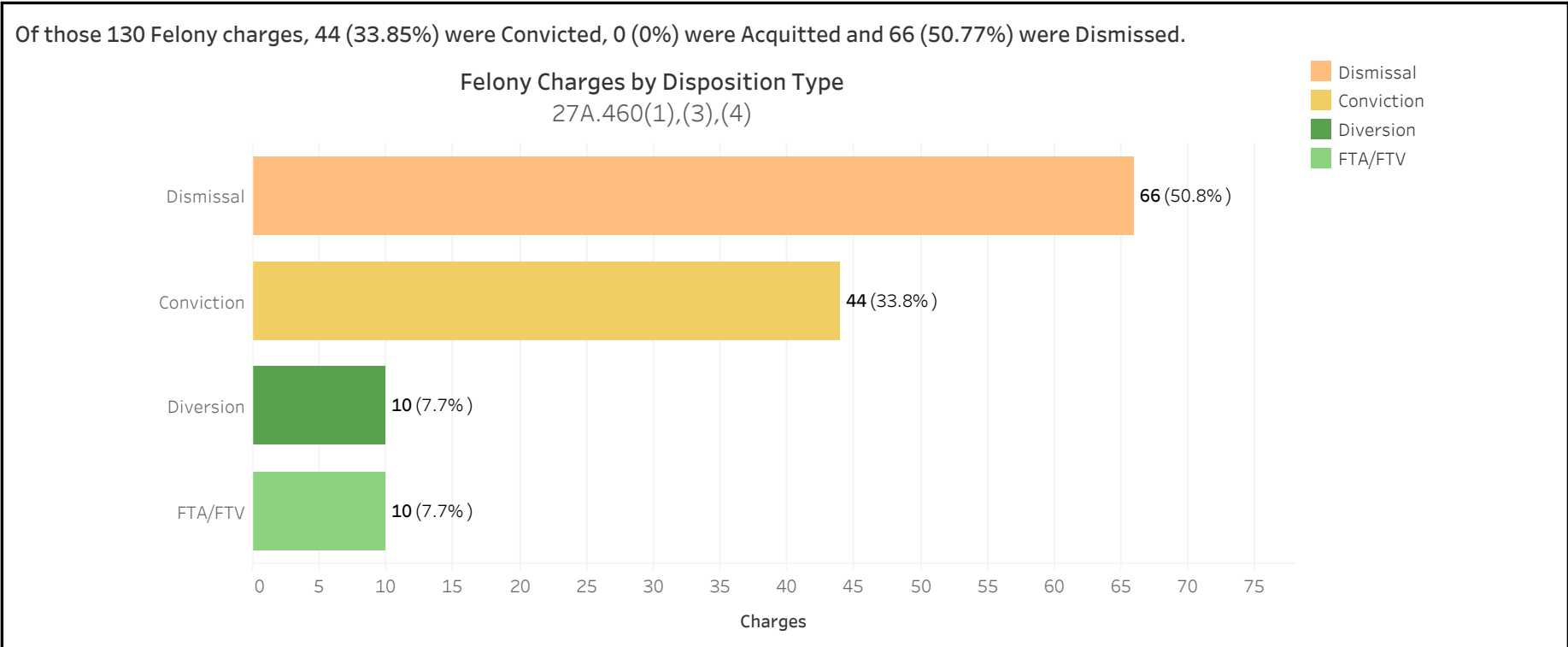


ADMINISTRATIVE OFFICE OF THE COURTS
Research and Statistics
 Annual Report FY 2024
 Circuit Court - Felony Criminal Cases

HANCOCK COUNTY

There were 130 Felony level charges and 8 Non-Felony level charges disposed within 68 Circuit Criminal cases during the Fiscal Year. Non-Felony charges include Misdemeanor, Violation, Local Ordinance or Other charges within those cases.

		Charges	Cases
HANCOCK	Felony	130	60
	Felony amended to Non-Felony	8	



27A.460(1) Conviction Percentages

27A.460(3) Percentage of Acquittals

27A.460(4) Percentage of Dismissals

* A case may consist of one or multiple convicted charges, the distinct count of cases counts the case only once.

* Other Disposition types include: Denied, Extradition, Grand Jury, Granted, Merged, Mistrial, Grand Jury, Other, Remanded, and Sealed Records.

* See methodology notes for information on any cases or charges that may be excluded.



ADMINISTRATIVE OFFICE OF THE COURTS
Research and Statistics
 Annual Report FY 2024
 Circuit Court - Felony Criminal Cases

HANCOCK COUNTY

Felony Charges Convicted by Highest Penalty Type

Penalty Type	FELONY			MISDEMEANOR			OTHER			VIOLATION			Grand Total		
	Charges	% of Chgs	Cases	Charges	% of Chgs	Cases	Charges	% of Chgs	Cases	Charges	% of Chgs	Cases	Charges	% of Chgs	Cases
Incarcerated Prison	1,885	41.6%	595	22	1.0%	15				2	0.7%	2	1,909	27.7%	598
Incarcerated Jail	526	11.6%	267	736	35.1%	379				17	6.3%	12	1,279	18.5%	549
Alternative: Home Incarceration				4	0.2%	2							4	0.1%	2
Alternative: Probation	2,021	44.6%	905	721	34.4%	380				9	3.3%	7	2,751	39.9%	926
Alternative: Cond. Discharged	64	1.4%	46	551	26.3%	284	1	100.0%	1	3	1.1%	1	619	9.0%	320
Alternative Sentence	1	0.0%	1	8	0.4%	7				26	9.6%	21	35	0.5%	27
Pay Fine	2	0.0%	2	13	0.6%	10				156	57.6%	109	171	2.5%	113
Pay Court Cost	1	0.0%	1	1	0.0%	1				3	1.1%	3	5	0.1%	5
Other Penalty	15	0.3%	12	26	1.2%	16				54	19.9%	37	95	1.4%	59
No Sentence	20	0.4%	15	14	0.7%	9				1	0.4%	1	35	0.5%	18
Grand Total	4,535	100.0%	1,774	2,096	100.0%	1,081	1	100.0%	1	271	100.0%	188	6,903	100.0%	2,139

27A.460(2) Percentages of fines, imprisonment, or other penalty assessment

Original & Final Plea Type

		UNKNOWN PLEA TYPE	Grand Total
Felony Charges	Original Plea	130 (100.0%)	130 (100.0%)
	Final Plea	130 (100.0%)	130 (100.0%)
Felony amended to Non-Felony	Original Plea	8 (100.0%)	8 (100.0%)
	Final Plea	8 (100.0%)	8 (100.0%)

27A.460(5) Percentage of pleas as charges

27A.460(6) Percentage of pleas to reduce charges

* A case may consist of one or multiple convicted charges, the distinct count of cases counts the case only once.

* Other Disposition types include: Denied, Extradition, Grand Jury, Granted, Merged, Mistrial, Grand Jury, Other, Remanded, and Sealed Records.

* See methodology notes for information on any cases or charges that may be excluded.



ADMINISTRATIVE OFFICE OF THE COURTS
Research and Statistics
 Annual Report FY 2024
 Circuit Court - Felony Criminal Cases

HANCOCK COUNTY

Cases can have multiple charges which are heard either by a Court Trial, Jury Trial, No Trial, or by a combination of trial types. Cases are categorized by how all the charges within the case were disposed. If all charges were disposed by the same trial type, it is counted in the separate category, otherwise, it is counted within the Mixed Trial category. If a charge had no trial type entered or it had No Trial, then it is counted in the No Trial category.

Cases by Trial Type
 27A.460(7), (8), (9), (10)

	Mixed Trial Typ..	No Trial	Grand Total
Felony Amended Down to Non-Felony		8	8
		100.00%	100.00%
Felony Charges	3	57	60
	5.00%	95.00%	100.00%
Felony Convictions	3	31	34
	8.82%	91.18%	100.00%

- 27A.460(7) Percentage of disposition to guilty as charged by trial
- 27A.460(8) Percentage of those found guilty of lesser charge by trial
- 27A.460(9) Percentage of cases where jury trial taken
- 27A.460(10) Percentage of trials which are bench (court) trials

Shock Probation by Disposition Type
 27A.440(3)(b)

	Granted	Grand Total
0026090 SHOCK PROBATION IN FELONY CONVICTIONS	9	9
	100.00%	100.00%

27A.440(3)(b) Extracted data on shock probation shall be placed in the annual report of the Administrative Office of the Courts

- * A case may consist of one or multiple convicted charges, the distinct count of cases counts the case only once.
- * Other Disposition types include: Denied, Extradition, Grand Jury, Granted, Merged, Mistrial, Grand Jury, Other, Remanded, and Sealed Records.
- * See methodology notes for information on any cases or charges that may be excluded.



ADMINISTRATIVE OFFICE OF THE COURTS
Research and Statistics
Annual Report FY 2024
Circuit Court - Felony Criminal Cases

HANCOCK COUNTY

Youthful Offenders

There were 0 Felony level charges and 0 Non-Felony level charges disposed within 0 Circuit Criminal cases during the fiscal year. Non-Felony charges include Misdemeanor, Violation, Local Ordinance, or Other charges within those cases.

27A.460(11)

27A.460(11) The number of juvenile offenders tried as an adult

Of the 0 Felony level charges disposed within the Youthful Offender cases, 0 (None%) charges were convicted.

Youthful Offender

	Grand Total
Felony Charges by Disposition Type	0

Note: A youth charged prior to their 18th birthday, proceeded against as a youthful offender under KRS 635.020(7) may not be included in the above.

KRS 635.020(7) If a person who is eighteen (18) or older is charged with a felony that occurred prior to their eighteenth birthday, the court shall, upon motion of the county attorney made prior to adjudication and consultation with the Commonwealth's Attorney, the case may proceed in accordance with the provisions of KRS 640.010.

* A case may consist of one or multiple convicted charges, the distinct count of cases counts the case only once.

* Other Disposition types include: Denied, Extradition, Grand Jury, Granted, Merged, Mistrial, Grand Jury, Other, Remanded, and Sealed Records.

* See methodology notes for information on any cases or charges that may be excluded.

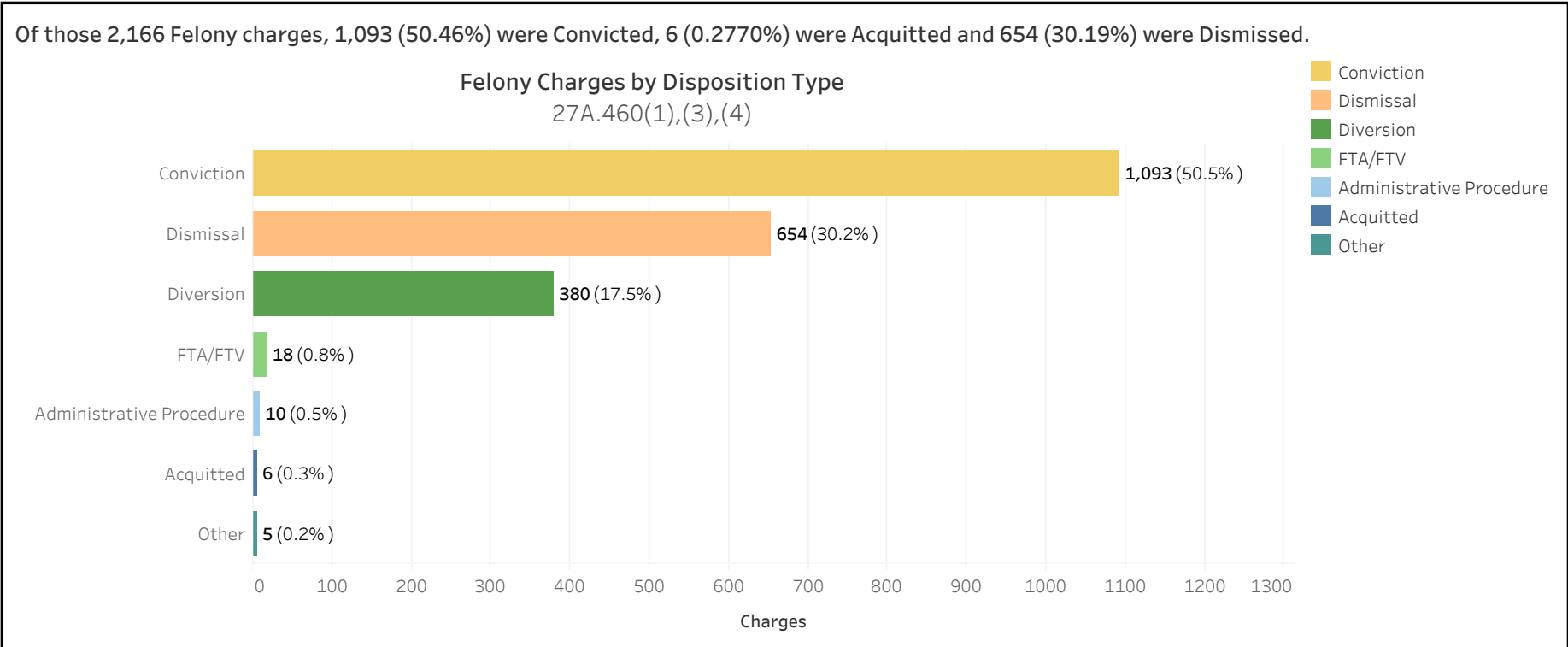


ADMINISTRATIVE OFFICE OF THE COURTS
Research and Statistics
 Annual Report FY 2024
 Circuit Court - Felony Criminal Cases

HARDIN COUNTY

There were 2,166 Felony level charges and 25 Non-Felony level charges disposed within 1,129 Circuit Criminal cases during the Fiscal Year. Non-Felony charges include Misdemeanor, Violation, Local Ordinance or Other charges within those cases.

		Charges	Cases
HARDIN	Felony	2,166	1,108
	Felony amended to Non-Felony	25	



27A.460(1) Conviction Percentages

27A.460(3) Percentage of Acquittals

27A.460(4) Percentage of Dismissals

* A case may consist of one or multiple convicted charges, the distinct count of cases counts the case only once.

* Other Disposition types include: Denied, Extradition, Grand Jury, Granted, Merged, Mistrial, Grand Jury, Other, Remanded, and Sealed Records.

* See methodology notes for information on any cases or charges that may be excluded.



ADMINISTRATIVE OFFICE OF THE COURTS
Research and Statistics
 Annual Report FY 2024
 Circuit Court - Felony Criminal Cases

HARDIN COUNTY

Felony Charges Convicted by Highest Penalty Type

Penalty Type	FELONY			MISDEMEANOR			OTHER			VIOLATION			Grand Total		
	Charges	% of Chgs	Cases	Charges	% of Chgs	Cases	Charges	% of Chgs	Cases	Charges	% of Chgs	Cases	Charges	% of Chgs	Cases
Incarcerated Prison	1,885	41.6%	595	22	1.0%	15				2	0.7%	2	1,909	27.7%	598
Incarcerated Jail	526	11.6%	267	736	35.1%	379				17	6.3%	12	1,279	18.5%	549
Alternative: Home Incarceration				4	0.2%	2							4	0.1%	2
Alternative: Probation	2,021	44.6%	905	721	34.4%	380				9	3.3%	7	2,751	39.9%	926
Alternative: Cond. Discharged	64	1.4%	46	551	26.3%	284	1	100.0%	1	3	1.1%	1	619	9.0%	320
Alternative Sentence	1	0.0%	1	8	0.4%	7				26	9.6%	21	35	0.5%	27
Pay Fine	2	0.0%	2	13	0.6%	10				156	57.6%	109	171	2.5%	113
Pay Court Cost	1	0.0%	1	1	0.0%	1				3	1.1%	3	5	0.1%	5
Other Penalty	15	0.3%	12	26	1.2%	16				54	19.9%	37	95	1.4%	59
No Sentence	20	0.4%	15	14	0.7%	9				1	0.4%	1	35	0.5%	18
Grand Total	4,535	100.0%	1,774	2,096	100.0%	1,081	1	100.0%	1	271	100.0%	188	6,903	100.0%	2,139

27A.460(2) Percentages of fines, imprisonment, or other penalty assessment

Original & Final Plea Type

		GUILTY	NOT GUILTY	UNKNOWN PLEA TYPE	Grand Total
Felony Charges	Original Plea	35 (1.6%)	1,668 (77.0%)	463 (21.4%)	2,166 (100.0%)
	Final Plea	1,669 (77.1%)	34 (1.6%)	463 (21.4%)	2,166 (100.0%)
Felony amended to Non-Felony	Original Plea		15 (60.0%)	10 (40.0%)	25 (100.0%)
	Final Plea	14 (56.0%)	1 (4.0%)	10 (40.0%)	25 (100.0%)

27A.460(5) Percentage of pleas as charges

27A.460(6) Percentage of pleas to reduce charges

* A case may consist of one or multiple convicted charges, the distinct count of cases counts the case only once.

* Other Disposition types include: Denied, Extradition, Grand Jury, Granted, Merged, Mistrial, Grand Jury, Other, Remanded, and Sealed Records.

* See methodology notes for information on any cases or charges that may be excluded.



ADMINISTRATIVE OFFICE OF THE COURTS
Research and Statistics
 Annual Report FY 2024
 Circuit Court - Felony Criminal Cases

HARDIN COUNTY

Cases can have multiple charges which are heard either by a Court Trial, Jury Trial, No Trial, or by a combination of trial types. Cases are categorized by how all the charges within the case were disposed. If all charges were disposed by the same trial type, it is counted in the separate category, otherwise, it is counted within the Mixed Trial category. If a charge had no trial type entered or it had No Trial, then it is counted in the No Trial category.

Cases by Trial Type
 27A.460(7), (8), (9), (10)

	Jury Trial	Mixed Trial Typ..	No Trial	Grand Total
Felony Amended Down to Non-Felony	1 4.76%		20 95.24%	21 100.00%
Felony Charges	6 0.54%	8 0.72%	1,094 98.74%	1,108 100.00%
Felony Convictions	5 0.81%	6 0.97%	605 98.21%	616 100.00%

- 27A.460(7) Percentage of disposition to guilty as charged by trial
- 27A.460(8) Percentage of those found guilty of lesser charge by trial
- 27A.460(9) Percentage of cases where jury trial taken
- 27A.460(10) Percentage of trials which are bench (court) trials

Shock Probation by Disposition Type
 27A.440(3)(b)

	Denied	Granted	Grand Total
0026090 SHOCK PROBATION IN FELONY CONVICTIONS	76 92.68%	6 7.32%	82 100.00%

27A.440(3)(b) Extracted data on shock probation shall be placed in the annual report of the Administrative Office of the Courts

* A case may consist of one or multiple convicted charges, the distinct count of cases counts the case only once.
 * Other Disposition types include: Denied, Extradition, Grand Jury, Granted, Merged, Mistrial, Grand Jury, Other, Remanded, and Sealed Records.
 * See methodology notes for information on any cases or charges that may be excluded.



ADMINISTRATIVE OFFICE OF THE COURTS
Research and Statistics
 Annual Report FY 2024
 Circuit Court - Felony Criminal Cases

HARDIN COUNTY

Youthful Offenders

There were 14 Felony level charges and 0 Non-Felony level charges disposed within 3 Circuit Criminal cases during the fiscal year. Non-Felony charges include Misdemeanor, Violation, Local Ordinance, or Other charges within those cases.

27A.460(11)

	Charges	Cases
Felony	14	3
Felony Amended to Non-Felony	0	0

27A.460(11) The number of juvenile offenders tried as an adult

Of the 14 Felony level charges disposed within the Youthful Offender cases, 5 (35.71%) charges were convicted.

Youthful Offender

	Conviction	Diversion	Grand Total
Felony Charges by Disposition Type	5	9	14

Note: A youth charged prior to their 18th birthday, proceeded against as a youthful offender under KRS 635.020(7) may not be included in the above.

KRS 635.020(7) If a person who is eighteen (18) or older is charged with a felony that occurred prior to their eighteenth birthday, the court shall, upon motion of the county attorney made prior to adjudication and consultation with the Commonwealth's Attorney, the case may proceed in accordance with the provisions of KRS 640.010.

- * A case may consist of one or multiple convicted charges, the distinct count of cases counts the case only once.
- * Other Disposition types include: Denied, Extradition, Grand Jury, Granted, Merged, Mistrial, Grand Jury, Other, Remanded, and Sealed Records.
- * See methodology notes for information on any cases or charges that may be excluded.



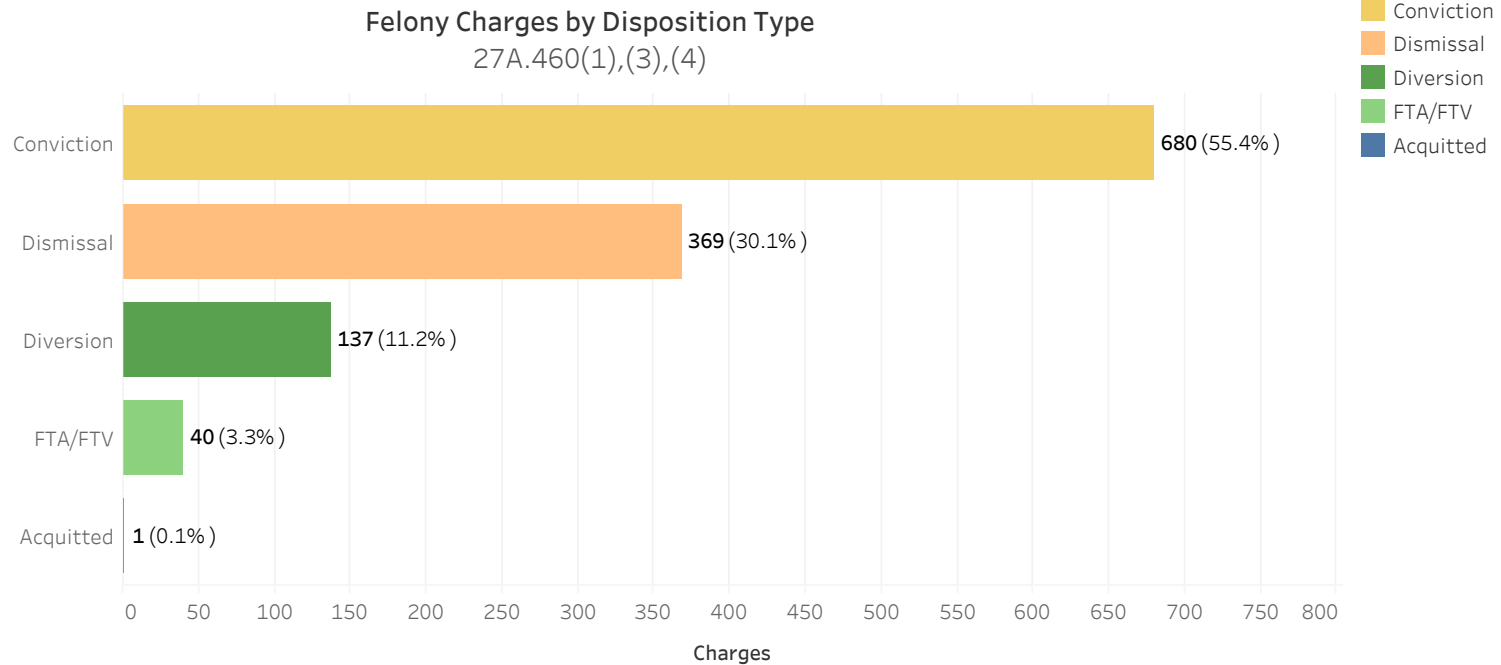
ADMINISTRATIVE OFFICE OF THE COURTS
Research and Statistics
 Annual Report FY 2024
 Circuit Court - Felony Criminal Cases

HARLAN COUNTY

There were 1,227 Felony level charges and 26 Non-Felony level charges disposed within 654 Circuit Criminal cases during the Fiscal Year. Non-Felony charges include Misdemeanor, Violation, Local Ordinance or Other charges within those cases.

		Charges	Cases
HARLAN	Felony	1,227	634
	Felony amended to Non-Felony	26	

Of those 1,227 Felony charges, 680 (55.42%) were Convicted, 1 (0.08150%) were Acquitted and 369 (30.07%) were Dismissed.



27A.460(1) Conviction Percentages

27A.460(3) Percentage of Acquittals

27A.460(4) Percentage of Dismissals

* A case may consist of one or multiple convicted charges, the distinct count of cases counts the case only once.

* Other Disposition types include: Denied, Extradition, Grand Jury, Granted, Merged, Mistrial, Grand Jury, Other, Remanded, and Sealed Records.

* See methodology notes for information on any cases or charges that may be excluded.



ADMINISTRATIVE OFFICE OF THE COURTS
Research and Statistics
 Annual Report FY 2024
 Circuit Court - Felony Criminal Cases

HARLAN COUNTY

Felony Charges Convicted by Highest Penalty Type

Penalty Type	FELONY			MISDEMEANOR			OTHER			VIOLATION			Grand Total		
	Charges	% of Chgs	Cases	Charges	% of Chgs	Cases	Charges	% of Chgs	Cases	Charges	% of Chgs	Cases	Charges	% of Chgs	Cases
Incarcerated Prison	1,885	41.6%	595	22	1.0%	15				2	0.7%	2	1,909	27.7%	598
Incarcerated Jail	526	11.6%	267	736	35.1%	379				17	6.3%	12	1,279	18.5%	549
Alternative: Home Incarceration				4	0.2%	2							4	0.1%	2
Alternative: Probation	2,021	44.6%	905	721	34.4%	380				9	3.3%	7	2,751	39.9%	926
Alternative: Cond. Discharged	64	1.4%	46	551	26.3%	284	1	100.0%	1	3	1.1%	1	619	9.0%	320
Alternative Sentence	1	0.0%	1	8	0.4%	7				26	9.6%	21	35	0.5%	27
Pay Fine	2	0.0%	2	13	0.6%	10				156	57.6%	109	171	2.5%	113
Pay Court Cost	1	0.0%	1	1	0.0%	1				3	1.1%	3	5	0.1%	5
Other Penalty	15	0.3%	12	26	1.2%	16				54	19.9%	37	95	1.4%	59
No Sentence	20	0.4%	15	14	0.7%	9				1	0.4%	1	35	0.5%	18
Grand Total	4,535	100.0%	1,774	2,096	100.0%	1,081	1	100.0%	1	271	100.0%	188	6,903	100.0%	2,139

27A.460(2) Percentages of fines, imprisonment, or other penalty assessment

Original & Final Plea Type

		GUILTY	NOT GUILTY	UNKNOWN PLEA TYPE	Grand Total
Felony Charges	Original Plea	13 (1.1%)	827 (67.4%)	387 (31.5%)	1,227 (100.0%)
	Final Plea	831 (67.7%)	9 (0.7%)	387 (31.5%)	1,227 (100.0%)
Felony amended to Non-Felony	Original Plea		1 (3.8%)	25 (96.2%)	26 (100.0%)
	Final Plea		1 (3.8%)	25 (96.2%)	26 (100.0%)

27A.460(5) Percentage of pleas as charges

27A.460(6) Percentage of pleas to reduce charges

* A case may consist of one or multiple convicted charges, the distinct count of cases counts the case only once.

* Other Disposition types include: Denied, Extradition, Grand Jury, Granted, Merged, Mistrial, Grand Jury, Other, Remanded, and Sealed Records.

* See methodology notes for information on any cases or charges that may be excluded.



ADMINISTRATIVE OFFICE OF THE COURTS
Research and Statistics
 Annual Report FY 2024
 Circuit Court - Felony Criminal Cases

HARLAN COUNTY

Cases can have multiple charges which are heard either by a Court Trial, Jury Trial, No Trial, or by a combination of trial types. Cases are categorized by how all the charges within the case were disposed. If all charges were disposed by the same trial type, it is counted in the separate category, otherwise, it is counted within the Mixed Trial category. If a charge had no trial type entered or it had No Trial, then it is counted in the No Trial category.

Cases by Trial Type
 27A.460(7), (8), (9), (10)

	Jury Trial	Mixed Trial Typ..	No Trial	Grand Total
Felony Amended Down to Non-Felony		1 5.00%	19 95.00%	20 100.00%
Felony Charges	4 0.63%	2 0.32%	628 99.05%	634 100.00%
Felony Convictions	2 0.51%	1 0.26%	388 99.23%	391 100.00%

- 27A.460(7) Percentage of disposition to guilty as charged by trial
- 27A.460(8) Percentage of those found guilty of lesser charge by trial
- 27A.460(9) Percentage of cases where jury trial taken
- 27A.460(10) Percentage of trials which are bench (court) trials

Shock Probation by Disposition Type
 27A.440(3)(b)

	Denied	Granted	Grand Total
0026090 SHOCK PROBATION IN FELONY CONVICTIONS	1 50.00%	1 50.00%	2 100.00%

27A.440(3)(b) Extracted data on shock probation shall be placed in the annual report of the Administrative Office of the Courts

* A case may consist of one or multiple convicted charges, the distinct count of cases counts the case only once.
 * Other Disposition types include: Denied, Extradition, Grand Jury, Granted, Merged, Mistrial, Grand Jury, Other, Remanded, and Sealed Records.
 * See methodology notes for information on any cases or charges that may be excluded.



ADMINISTRATIVE OFFICE OF THE COURTS
Research and Statistics
 Annual Report FY 2024
 Circuit Court - Felony Criminal Cases

HARLAN COUNTY

Youthful Offenders

There were 0 Felony level charges and 0 Non-Felony level charges disposed within 0 Circuit Criminal cases during the fiscal year. Non-Felony charges include Misdemeanor, Violation, Local Ordinance, or Other charges within those cases.

27A.460(11)

27A.460(11) The number of juvenile offenders tried as an adult

Of the 0 Felony level charges disposed within the Youthful Offender cases, 0 (None%) charges were convicted.

Youthful Offender

Felony Charges by Disposition Type	0	Grand Total 0

Note: A youth charged prior to their 18th birthday, proceeded against as a youthful offender under KRS 635.020(7) may not be included in the above.

KRS 635.020(7) If a person who is eighteen (18) or older is charged with a felony that occurred prior to their eighteenth birthday, the court shall, upon motion of the county attorney made prior to adjudication and consultation with the Commonwealth's Attorney, the case may proceed in accordance with the provisions of KRS 640.010.

* A case may consist of one or multiple convicted charges, the distinct count of cases counts the case only once.

* Other Disposition types include: Denied, Extradition, Grand Jury, Granted, Merged, Mistrial, Grand Jury, Other, Remanded, and Sealed Records.

* See methodology notes for information on any cases or charges that may be excluded.

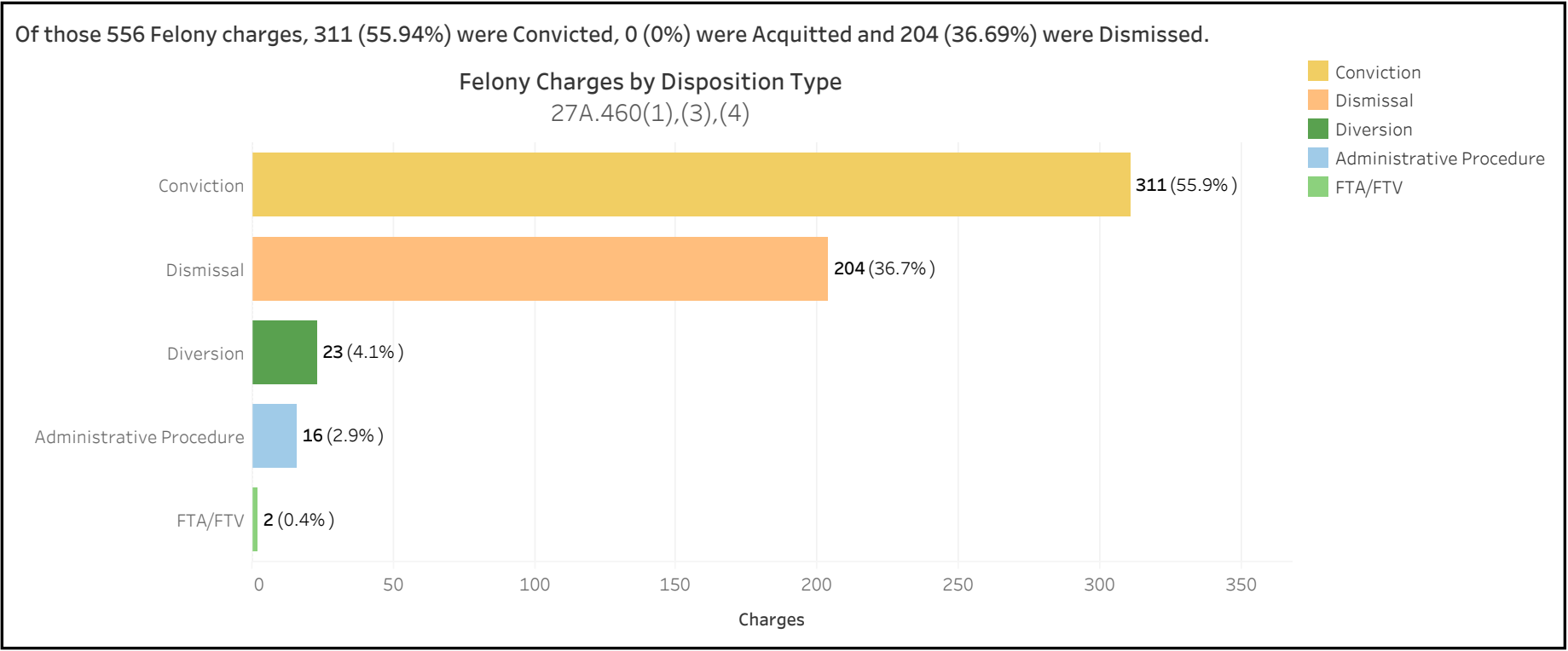


ADMINISTRATIVE OFFICE OF THE COURTS
Research and Statistics
 Annual Report FY 2024
 Circuit Court - Felony Criminal Cases

HARRISON COUNTY

There were 556 Felony level charges and 11 Non-Felony level charges disposed within 178 Circuit Criminal cases during the Fiscal Year. Non-Felony charges include Misdemeanor, Violation, Local Ordinance or Other charges within those cases.

		Charges	Cases
HARRISON	Felony	556	169
	Felony amended to Non-Felony	11	



27A.460(1) Conviction Percentages

27A.460(3) Percentage of Acquittals

27A.460(4) Percentage of Dismissals

* A case may consist of one or multiple convicted charges, the distinct count of cases counts the case only once.

* Other Disposition types include: Denied, Extradition, Grand Jury, Granted, Merged, Mistrial, Grand Jury, Other, Remanded, and Sealed Records.

* See methodology notes for information on any cases or charges that may be excluded.



ADMINISTRATIVE OFFICE OF THE COURTS
Research and Statistics
 Annual Report FY 2024
 Circuit Court - Felony Criminal Cases

HARRISON COUNTY

Felony Charges Convicted by Highest Penalty Type

Penalty Type	FELONY			MISDEMEANOR			OTHER			VIOLATION			Grand Total		
	Charges	% of Chgs	Cases	Charges	% of Chgs	Cases	Charges	% of Chgs	Cases	Charges	% of Chgs	Cases	Charges	% of Chgs	Cases
Incarcerated Prison	1,885	41.6%	595	22	1.0%	15				2	0.7%	2	1,909	27.7%	598
Incarcerated Jail	526	11.6%	267	736	35.1%	379				17	6.3%	12	1,279	18.5%	549
Alternative: Home Incarceration				4	0.2%	2							4	0.1%	2
Alternative: Probation	2,021	44.6%	905	721	34.4%	380				9	3.3%	7	2,751	39.9%	926
Alternative: Cond. Discharged	64	1.4%	46	551	26.3%	284	1	100.0%	1	3	1.1%	1	619	9.0%	320
Alternative Sentence	1	0.0%	1	8	0.4%	7				26	9.6%	21	35	0.5%	27
Pay Fine	2	0.0%	2	13	0.6%	10				156	57.6%	109	171	2.5%	113
Pay Court Cost	1	0.0%	1	1	0.0%	1				3	1.1%	3	5	0.1%	5
Other Penalty	15	0.3%	12	26	1.2%	16				54	19.9%	37	95	1.4%	59
No Sentence	20	0.4%	15	14	0.7%	9				1	0.4%	1	35	0.5%	18
Grand Total	4,535	100.0%	1,774	2,096	100.0%	1,081	1	100.0%	1	271	100.0%	188	6,903	100.0%	2,139

27A.460(2) Percentages of fines, imprisonment, or other penalty assessment

Original & Final Plea Type

		UNKNOWN PLEA TYPE	Grand Total
Felony Charges	Original Plea	556 (100.0%)	556 (100.0%)
	Final Plea	556 (100.0%)	556 (100.0%)
Felony amended to Non-Felony	Original Plea	11 (100.0%)	11 (100.0%)
	Final Plea	11 (100.0%)	11 (100.0%)

27A.460(5) Percentage of pleas as charges

27A.460(6) Percentage of pleas to reduce charges

* A case may consist of one or multiple convicted charges, the distinct count of cases counts the case only once.

* Other Disposition types include: Denied, Extradition, Grand Jury, Granted, Merged, Mistrial, Grand Jury, Other, Remanded, and Sealed Records.

* See methodology notes for information on any cases or charges that may be excluded.



ADMINISTRATIVE OFFICE OF THE COURTS
Research and Statistics
 Annual Report FY 2024
 Circuit Court - Felony Criminal Cases

HARRISON COUNTY

Cases can have multiple charges which are heard either by a Court Trial, Jury Trial, No Trial, or by a combination of trial types. Cases are categorized by how all the charges within the case were disposed. If all charges were disposed by the same trial type, it is counted in the separate category, otherwise, it is counted within the Mixed Trial category. If a charge had no trial type entered or it had No Trial, then it is counted in the No Trial category.

Cases by Trial Type
 27A.460(7), (8), (9), (10)

	Jury Trial	Mixed Trial Typ..	No Trial	Grand Total
Felony Amended Down to Non-Felony			9	9
			100.00%	100.00%
Felony Charges	1	16	152	169
	0.59%	9.47%	89.94%	100.00%
Felony Convictions	1	14	91	106
	0.94%	13.21%	85.85%	100.00%

- 27A.460(7) Percentage of disposition to guilty as charged by trial
- 27A.460(8) Percentage of those found guilty of lesser charge by trial
- 27A.460(9) Percentage of cases where jury trial taken
- 27A.460(10) Percentage of trials which are bench (court) trials

Shock Probation by Disposition Type
 27A.440(3)(b)

	Denied	Granted	Grand Total
0026090 SHOCK PROBATION IN FELONY CONVICTIONS	53	8	61
	86.89%	13.11%	100.00%

27A.440(3)(b) Extracted data on shock probation shall be placed in the annual report of the Administrative Office of the Courts

* A case may consist of one or multiple convicted charges, the distinct count of cases counts the case only once.
 * Other Disposition types include: Denied, Extradition, Grand Jury, Granted, Merged, Mistrial, Grand Jury, Other, Remanded, and Sealed Records.
 * See methodology notes for information on any cases or charges that may be excluded.



ADMINISTRATIVE OFFICE OF THE COURTS
Research and Statistics
Annual Report FY 2024
Circuit Court - Felony Criminal Cases

HARRISON COUNTY

Youthful Offenders

There were 0 Felony level charges and 0 Non-Felony level charges disposed within 0 Circuit Criminal cases during the fiscal year. Non-Felony charges include Misdemeanor, Violation, Local Ordinance, or Other charges within those cases.

27A.460(11)

27A.460(11) The number of juvenile offenders tried as an adult

Of the 0 Felony level charges disposed within the Youthful Offender cases, 0 (None%) charges were convicted.

Youthful Offender

	Grand Total
Felony Charges by Disposition Type	0

Note: A youth charged prior to their 18th birthday, proceeded against as a youthful offender under KRS 635.020(7) may not be included in the above.

KRS 635.020(7) If a person who is eighteen (18) or older is charged with a felony that occurred prior to their eighteenth birthday, the court shall, upon motion of the county attorney made prior to adjudication and consultation with the Commonwealth's Attorney, the case may proceed in accordance with the provisions of KRS 640.010.

* A case may consist of one or multiple convicted charges, the distinct count of cases counts the case only once.

* Other Disposition types include: Denied, Extradition, Grand Jury, Granted, Merged, Mistrial, Grand Jury, Other, Remanded, and Sealed Records.

* See methodology notes for information on any cases or charges that may be excluded.

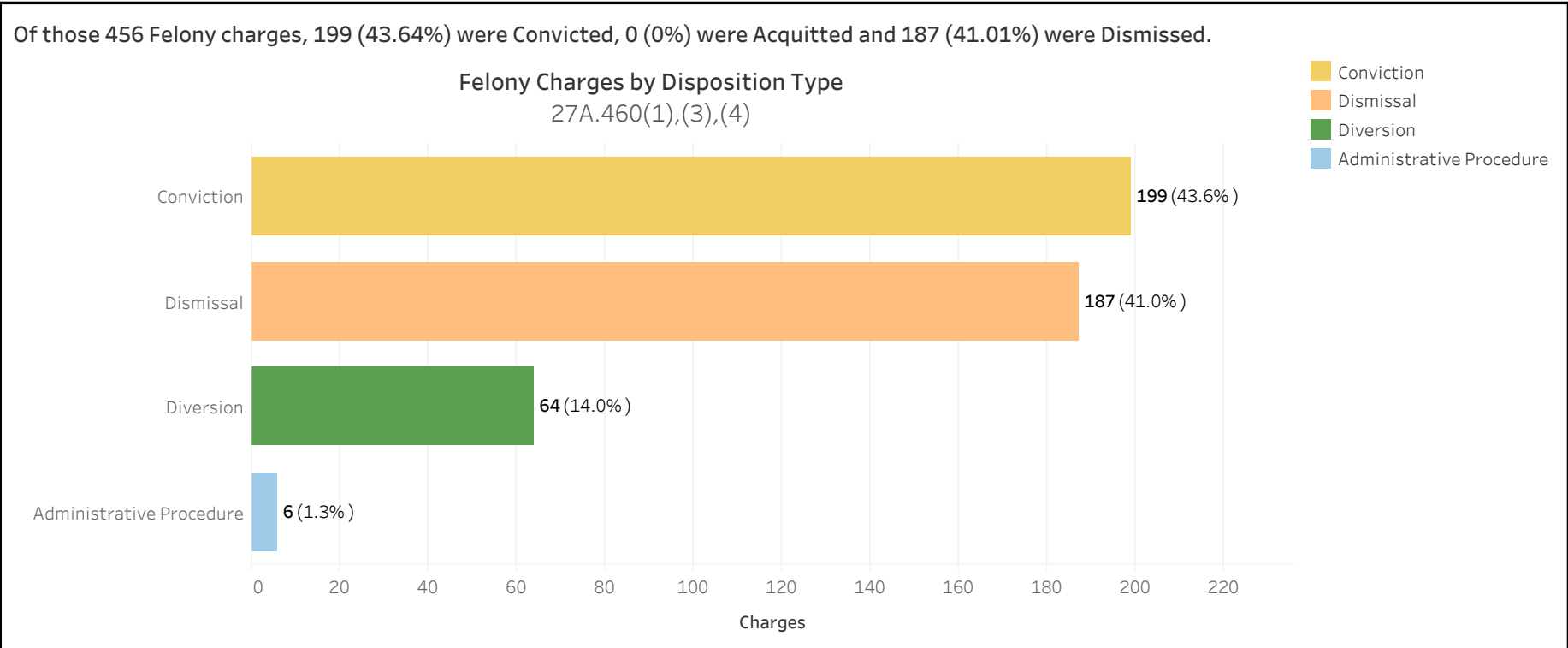


ADMINISTRATIVE OFFICE OF THE COURTS
Research and Statistics
 Annual Report FY 2024
 Circuit Court - Felony Criminal Cases

HART COUNTY

There were 456 Felony level charges and 24 Non-Felony level charges disposed within 236 Circuit Criminal cases during the Fiscal Year. Non-Felony charges include Misdemeanor, Violation, Local Ordinance or Other charges within those cases.

		Charges	Cases
HART	Felony	456	213
	Felony amended to Non-Felony	24	



27A.460(1) Conviction Percentages

27A.460(3) Percentage of Acquittals

27A.460(4) Percentage of Dismissals

* A case may consist of one or multiple convicted charges, the distinct count of cases counts the case only once.

* Other Disposition types include: Denied, Extradition, Grand Jury, Granted, Merged, Mistrial, Grand Jury, Other, Remanded, and Sealed Records.

* See methodology notes for information on any cases or charges that may be excluded.



ADMINISTRATIVE OFFICE OF THE COURTS
Research and Statistics
 Annual Report FY 2024
 Circuit Court - Felony Criminal Cases

HART COUNTY

Felony Charges Convicted by Highest Penalty Type

Penalty Type	FELONY			MISDEMEANOR			OTHER			VIOLATION			Grand Total		
	Charges	% of Chgs	Cases	Charges	% of Chgs	Cases	Charges	% of Chgs	Cases	Charges	% of Chgs	Cases	Charges	% of Chgs	Cases
Incarcerated Prison	1,885	41.6%	595	22	1.0%	15				2	0.7%	2	1,909	27.7%	598
Incarcerated Jail	526	11.6%	267	736	35.1%	379				17	6.3%	12	1,279	18.5%	549
Alternative: Home Incarceration				4	0.2%	2							4	0.1%	2
Alternative: Probation	2,021	44.6%	905	721	34.4%	380				9	3.3%	7	2,751	39.9%	926
Alternative: Cond. Discharged	64	1.4%	46	551	26.3%	284	1	100.0%	1	3	1.1%	1	619	9.0%	320
Alternative Sentence	1	0.0%	1	8	0.4%	7				26	9.6%	21	35	0.5%	27
Pay Fine	2	0.0%	2	13	0.6%	10				156	57.6%	109	171	2.5%	113
Pay Court Cost	1	0.0%	1	1	0.0%	1				3	1.1%	3	5	0.1%	5
Other Penalty	15	0.3%	12	26	1.2%	16				54	19.9%	37	95	1.4%	59
No Sentence	20	0.4%	15	14	0.7%	9				1	0.4%	1	35	0.5%	18
Grand Total	4,535	100.0%	1,774	2,096	100.0%	1,081	1	100.0%	1	271	100.0%	188	6,903	100.0%	2,139

27A.460(2) Percentages of fines, imprisonment, or other penalty assessment

Original & Final Plea Type

		GUILTY	NOT GUILTY	UNKNOWN PLEA TYPE	Grand Total
Felony Charges	Original Plea		42 (9.2%)	414 (90.8%)	456 (100.0%)
	Final Plea	34 (7.5%)	8 (1.8%)	414 (90.8%)	456 (100.0%)
Felony amended to Non-Felony	Original Plea		1 (4.2%)	23 (95.8%)	24 (100.0%)
	Final Plea		1 (4.2%)	23 (95.8%)	24 (100.0%)

27A.460(5) Percentage of pleas as charges

27A.460(6) Percentage of pleas to reduce charges

* A case may consist of one or multiple convicted charges, the distinct count of cases counts the case only once.

* Other Disposition types include: Denied, Extradition, Grand Jury, Granted, Merged, Mistrial, Grand Jury, Other, Remanded, and Sealed Records.

* See methodology notes for information on any cases or charges that may be excluded.



ADMINISTRATIVE OFFICE OF THE COURTS
Research and Statistics
 Annual Report FY 2024
 Circuit Court - Felony Criminal Cases

HART COUNTY

Cases can have multiple charges which are heard either by a Court Trial, Jury Trial, No Trial, or by a combination of trial types. Cases are categorized by how all the charges within the case were disposed. If all charges were disposed by the same trial type, it is counted in the separate category, otherwise, it is counted within the Mixed Trial category. If a charge had no trial type entered or it had No Trial, then it is counted in the No Trial category.

Cases by Trial Type
 27A.460(7), (8), (9), (10)

	Mixed Trial Typ..	No Trial	Grand Total
Felony Amended Down to Non-Felony		23	23
		100.00%	100.00%
Felony Charges	2 0.94%	211 99.06%	213 100.00%
Felony Convictions	2 1.79%	110 98.21%	112 100.00%

- 27A.460(7) Percentage of disposition to guilty as charged by trial
- 27A.460(8) Percentage of those found guilty of lesser charge by trial
- 27A.460(9) Percentage of cases where jury trial taken
- 27A.460(10) Percentage of trials which are bench (court) trials

Shock Probation by Disposition Type
 27A.440(3)(b)

	Denied	Grand Total
0026090 SHOCK PROBATION IN FELONY CONVICTIONS	8	8
	100.00%	100.00%

27A.440(3)(b) Extracted data on shock probation shall be placed in the annual report of the Administrative Office of the Courts

- * A case may consist of one or multiple convicted charges, the distinct count of cases counts the case only once.
- * Other Disposition types include: Denied, Extradition, Grand Jury, Granted, Merged, Mistrial, Grand Jury, Other, Remanded, and Sealed Records.
- * See methodology notes for information on any cases or charges that may be excluded.



ADMINISTRATIVE OFFICE OF THE COURTS
Research and Statistics
 Annual Report FY 2024
 Circuit Court - Felony Criminal Cases

HART COUNTY

Youthful Offenders

There were 0 Felony level charges and 0 Non-Felony level charges disposed within 0 Circuit Criminal cases during the fiscal year. Non-Felony charges include Misdemeanor, Violation, Local Ordinance, or Other charges within those cases.

27A.460(11)

27A.460(11) The number of juvenile offenders tried as an adult

Of the 0 Felony level charges disposed within the Youthful Offender cases, 0 (None%) charges were convicted.

Youthful Offender

Felony Charges by Disposition Type	0	Grand Total 0

Note: A youth charged prior to their 18th birthday, proceeded against as a youthful offender under KRS 635.020(7) may not be included in the above.

KRS 635.020(7) If a person who is eighteen (18) or older is charged with a felony that occurred prior to their eighteenth birthday, the court shall, upon motion of the county attorney made prior to adjudication and consultation with the Commonwealth's Attorney, the case may proceed in accordance with the provisions of KRS 640.010.

- * A case may consist of one or multiple convicted charges, the distinct count of cases counts the case only once.
- * Other Disposition types include: Denied, Extradition, Grand Jury, Granted, Merged, Mistrial, Grand Jury, Other, Remanded, and Sealed Records.
- * See methodology notes for information on any cases or charges that may be excluded.

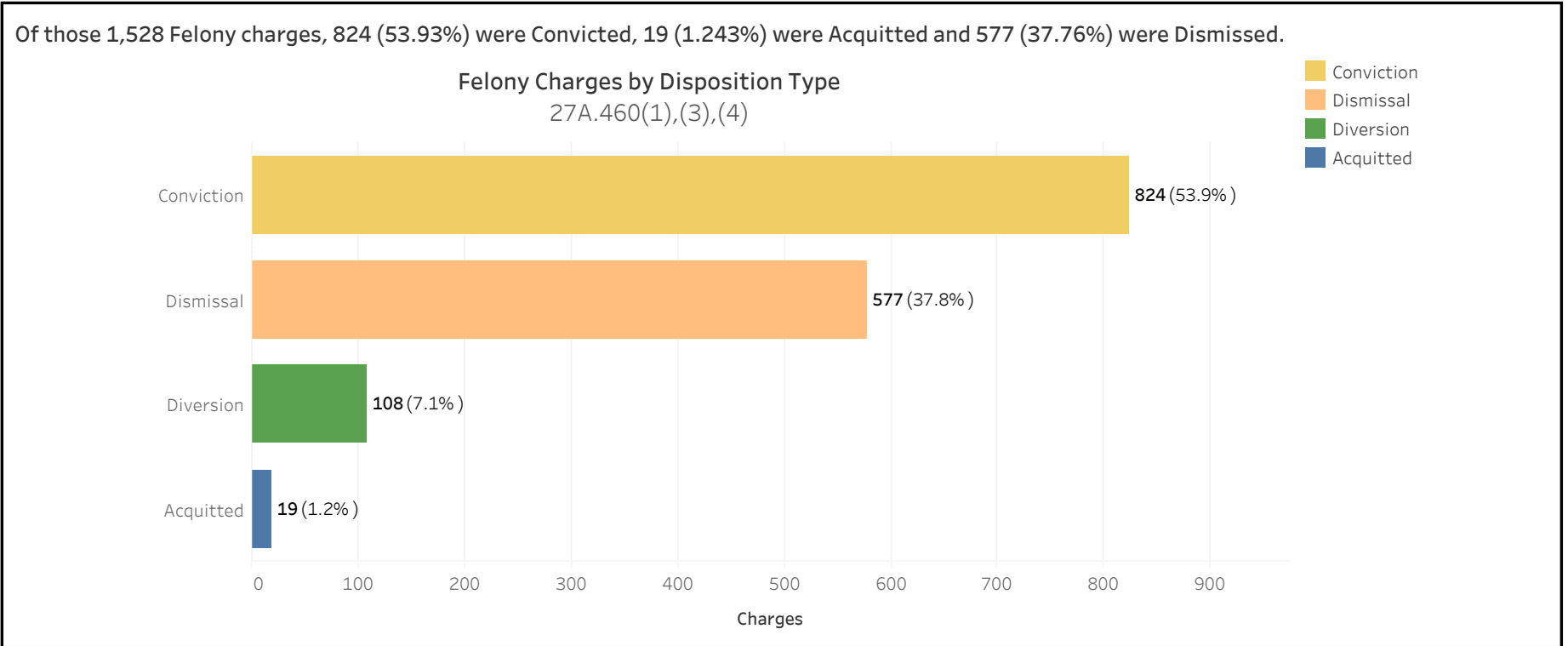


ADMINISTRATIVE OFFICE OF THE COURTS
Research and Statistics
 Annual Report FY 2024
 Circuit Court - Felony Criminal Cases

HENDERSON COUNTY

There were 1,528 Felony level charges and 67 Non-Felony level charges disposed within 697 Circuit Criminal cases during the Fiscal Year. Non-Felony charges include Misdemeanor, Violation, Local Ordinance or Other charges within those cases.

	Charges	Cases
HENDERSON Felony	1,528	647
Felony amended to Non-Felony	67	



27A.460(1) Conviction Percentages

27A.460(3) Percentage of Acquittals

27A.460(4) Percentage of Dismissals

* A case may consist of one or multiple convicted charges, the distinct count of cases counts the case only once.

* Other Disposition types include: Denied, Extradition, Grand Jury, Granted, Merged, Mistrial, Grand Jury, Other, Remanded, and Sealed Records.

* See methodology notes for information on any cases or charges that may be excluded.



ADMINISTRATIVE OFFICE OF THE COURTS
Research and Statistics
 Annual Report FY 2024
 Circuit Court - Felony Criminal Cases

HENDERSON COUNTY

Felony Charges Convicted by Highest Penalty Type

Penalty Type	FELONY			MISDEMEANOR			OTHER			VIOLATION			Grand Total		
	Charges	% of Chgs	Cases	Charges	% of Chgs	Cases	Charges	% of Chgs	Cases	Charges	% of Chgs	Cases	Charges	% of Chgs	Cases
Incarcerated Prison	1,885	41.6%	595	22	1.0%	15				2	0.7%	2	1,909	27.7%	598
Incarcerated Jail	526	11.6%	267	736	35.1%	379				17	6.3%	12	1,279	18.5%	549
Alternative: Home Incarceration				4	0.2%	2							4	0.1%	2
Alternative: Probation	2,021	44.6%	905	721	34.4%	380				9	3.3%	7	2,751	39.9%	926
Alternative: Cond. Discharged	64	1.4%	46	551	26.3%	284	1	100.0%	1	3	1.1%	1	619	9.0%	320
Alternative Sentence	1	0.0%	1	8	0.4%	7				26	9.6%	21	35	0.5%	27
Pay Fine	2	0.0%	2	13	0.6%	10				156	57.6%	109	171	2.5%	113
Pay Court Cost	1	0.0%	1	1	0.0%	1				3	1.1%	3	5	0.1%	5
Other Penalty	15	0.3%	12	26	1.2%	16				54	19.9%	37	95	1.4%	59
No Sentence	20	0.4%	15	14	0.7%	9				1	0.4%	1	35	0.5%	18
Grand Total	4,535	100.0%	1,774	2,096	100.0%	1,081	1	100.0%	1	271	100.0%	188	6,903	100.0%	2,139

27A.460(2) Percentages of fines, imprisonment, or other penalty assessment

Original & Final Plea Type

Felony Charges		GUILTY			NOT GUILTY			UNKNOWN PLEA TYPE			Grand Total		
		Original Plea	Final Plea	Percentage	Original Plea	Final Plea	Percentage	Original Plea	Final Plea	Percentage	Original Plea	Final Plea	Percentage
Felony Charges	Original Plea		25 (1.6%)		381 (24.9%)		1,122 (73.4%)				1,528 (100.0%)		
	Final Plea		298 (19.5%)		108 (7.1%)		1,122 (73.4%)				1,528 (100.0%)		
Felony amended to Non-Felony	Original Plea				7 (10.4%)		60 (89.6%)				67 (100.0%)		
	Final Plea				7 (10.4%)		60 (89.6%)				67 (100.0%)		

27A.460(5) Percentage of pleas as charges

27A.460(6) Percentage of pleas to reduce charges

* A case may consist of one or multiple convicted charges, the distinct count of cases counts the case only once.

* Other Disposition types include: Denied, Extradition, Grand Jury, Granted, Merged, Mistrial, Grand Jury, Other, Remanded, and Sealed Records.

* See methodology notes for information on any cases or charges that may be excluded.



ADMINISTRATIVE OFFICE OF THE COURTS
Research and Statistics
 Annual Report FY 2024
 Circuit Court - Felony Criminal Cases

HENDERSON COUNTY

Cases can have multiple charges which are heard either by a Court Trial, Jury Trial, No Trial, or by a combination of trial types. Cases are categorized by how all the charges within the case were disposed. If all charges were disposed by the same trial type, it is counted in the separate category, otherwise, it is counted within the Mixed Trial category. If a charge had no trial type entered or it had No Trial, then it is counted in the No Trial category.

Cases by Trial Type
 27A.460(7), (8), (9), (10)

	Jury Trial	Mixed Trial Typ..	No Trial	Grand Total
Felony Amended Down to Non-Felony		1 2.00%	49 98.00%	50 100.00%
Felony Charges	2 0.31%	23 3.55%	622 96.14%	647 100.00%
Felony Convictions	2 0.46%	23 5.26%	412 94.28%	437 100.00%

- 27A.460(7) Percentage of disposition to guilty as charged by trial
- 27A.460(8) Percentage of those found guilty of lesser charge by trial
- 27A.460(9) Percentage of cases where jury trial taken
- 27A.460(10) Percentage of trials which are bench (court) trials

Shock Probation by Disposition Type
 27A.440(3)(b)

	Denied	Granted	Vacated	Other	Grand Total
0026090 SHOCK PROBATION IN FELONY CONVICTIONS	121 41.30%	135 46.08%	2 0.68%	35 11.95%	293 100.00%

27A.440(3)(b) Extracted data on shock probation shall be placed in the annual report of the Administrative Office of the Courts

* A case may consist of one or multiple convicted charges, the distinct count of cases counts the case only once.
 * Other Disposition types include: Denied, Extradition, Grand Jury, Granted, Merged, Mistrial, Grand Jury, Other, Remanded, and Sealed Records.
 * See methodology notes for information on any cases or charges that may be excluded.



ADMINISTRATIVE OFFICE OF THE COURTS
Research and Statistics
 Annual Report FY 2024
 Circuit Court - Felony Criminal Cases

HENDERSON COUNTY

Youthful Offenders

There were 53 Felony level charges and 0 Non-Felony level charges disposed within 9 Circuit Criminal cases during the fiscal year. Non-Felony charges include Misdemeanor, Violation, Local Ordinance, or Other charges within those cases.

27A.460(11)

	Charges	Cases
Felony	53	9
Felony Amended to Non-Felony	0	0

27A.460(11) The number of juvenile offenders tried as an adult

Of the 53 Felony level charges disposed within the Youthful Offender cases, 29 (54.72%) charges were convicted.

Youthful Offender

	Conviction	Dismissal	Grand Total
Felony Charges by Disposition Type	29	24	53

Note: A youth charged prior to their 18th birthday, proceeded against as a youthful offender under KRS 635.020(7) may not be included in the above.

KRS 635.020(7) If a person who is eighteen (18) or older is charged with a felony that occurred prior to their eighteenth birthday, the court shall, upon motion of the county attorney made prior to adjudication and consultation with the Commonwealth's Attorney, the case may proceed in accordance with the provisions of KRS 640.010.

* A case may consist of one or multiple convicted charges, the distinct count of cases counts the case only once.

* Other Disposition types include: Denied, Extradition, Grand Jury, Granted, Merged, Mistrial, Grand Jury, Other, Remanded, and Sealed Records.

* See methodology notes for information on any cases or charges that may be excluded.

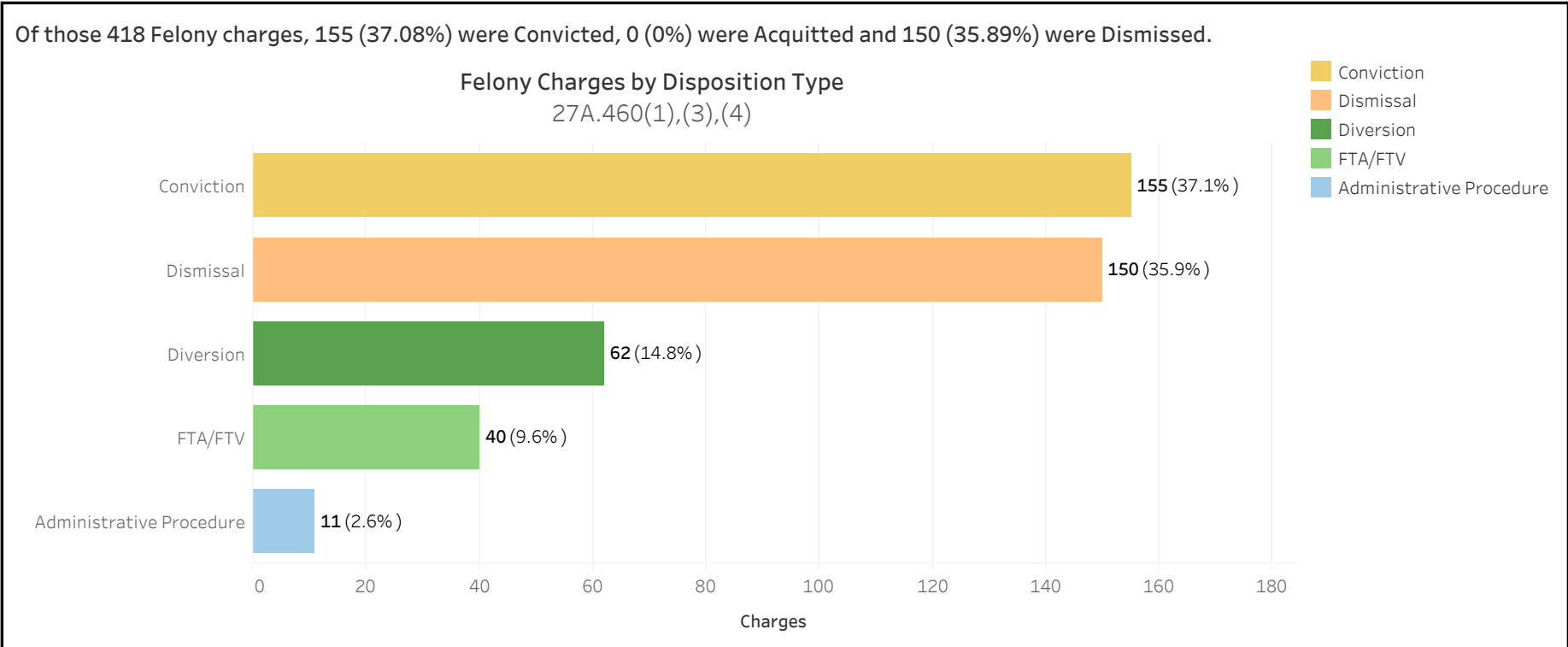


ADMINISTRATIVE OFFICE OF THE COURTS
Research and Statistics
 Annual Report FY 2024
 Circuit Court - Felony Criminal Cases

HENRY COUNTY

There were 418 Felony level charges and 20 Non-Felony level charges disposed within 252 Circuit Criminal cases during the Fiscal Year. Non-Felony charges include Misdemeanor, Violation, Local Ordinance or Other charges within those cases.

		Charges	Cases
HENRY	Felony	418	234
	Felony amended to Non-Felony	20	



27A.460(1) Conviction Percentages

27A.460(3) Percentage of Acquittals

27A.460(4) Percentage of Dismissals

* A case may consist of one or multiple convicted charges, the distinct count of cases counts the case only once.

* Other Disposition types include: Denied, Extradition, Grand Jury, Granted, Merged, Mistrial, Grand Jury, Other, Remanded, and Sealed Records.

* See methodology notes for information on any cases or charges that may be excluded.



ADMINISTRATIVE OFFICE OF THE COURTS
Research and Statistics
 Annual Report FY 2024
 Circuit Court - Felony Criminal Cases

HENRY COUNTY

Felony Charges Convicted by Highest Penalty Type

Penalty Type	FELONY			MISDEMEANOR			OTHER			VIOLATION			Grand Total		
	Charges	% of Chgs	Cases	Charges	% of Chgs	Cases	Charges	% of Chgs	Cases	Charges	% of Chgs	Cases	Charges	% of Chgs	Cases
Incarcerated Prison	1,885	41.6%	595	22	1.0%	15				2	0.7%	2	1,909	27.7%	598
Incarcerated Jail	526	11.6%	267	736	35.1%	379				17	6.3%	12	1,279	18.5%	549
Alternative: Home Incarceration				4	0.2%	2							4	0.1%	2
Alternative: Probation	2,021	44.6%	905	721	34.4%	380				9	3.3%	7	2,751	39.9%	926
Alternative: Cond. Discharged	64	1.4%	46	551	26.3%	284	1	100.0%	1	3	1.1%	1	619	9.0%	320
Alternative Sentence	1	0.0%	1	8	0.4%	7				26	9.6%	21	35	0.5%	27
Pay Fine	2	0.0%	2	13	0.6%	10				156	57.6%	109	171	2.5%	113
Pay Court Cost	1	0.0%	1	1	0.0%	1				3	1.1%	3	5	0.1%	5
Other Penalty	15	0.3%	12	26	1.2%	16				54	19.9%	37	95	1.4%	59
No Sentence	20	0.4%	15	14	0.7%	9				1	0.4%	1	35	0.5%	18
Grand Total	4,535	100.0%	1,774	2,096	100.0%	1,081	1	100.0%	1	271	100.0%	188	6,903	100.0%	2,139

27A.460(2) Percentages of fines, imprisonment, or other penalty assessment

Original & Final Plea Type

		GUILTY	NOT GUILTY	UNKNOWN PLEA TYPE	Grand Total
Felony Charges	Original Plea	76 (18.2%)	184 (44.0%)	158 (37.8%)	418 (100.0%)
	Final Plea	257 (61.5%)	3 (0.7%)	158 (37.8%)	418 (100.0%)
Felony amended to Non-Felony	Original Plea			20 (100.0%)	20 (100.0%)
	Final Plea			20 (100.0%)	20 (100.0%)

27A.460(5) Percentage of pleas as charges

27A.460(6) Percentage of pleas to reduce charges

* A case may consist of one or multiple convicted charges, the distinct count of cases counts the case only once.

* Other Disposition types include: Denied, Extradition, Grand Jury, Granted, Merged, Mistrial, Grand Jury, Other, Remanded, and Sealed Records.

* See methodology notes for information on any cases or charges that may be excluded.



ADMINISTRATIVE OFFICE OF THE COURTS
Research and Statistics
 Annual Report FY 2024
 Circuit Court - Felony Criminal Cases

HENRY COUNTY

Cases can have multiple charges which are heard either by a Court Trial, Jury Trial, No Trial, or by a combination of trial types. Cases are categorized by how all the charges within the case were disposed. If all charges were disposed by the same trial type, it is counted in the separate category, otherwise, it is counted within the Mixed Trial category. If a charge had no trial type entered or it had No Trial, then it is counted in the No Trial category.

Cases by Trial Type
 27A.460(7), (8), (9), (10)

	Jury Trial	Mixed Trial Typ..	No Trial	Grand Total
Felony Amended Down to Non-Felony		1 5.56%	17 94.44%	18 100.00%
Felony Charges	1 0.43%	3 1.28%	230 98.29%	234 100.00%
Felony Convictions	1 0.99%	2 1.98%	98 97.03%	101 100.00%

- 27A.460(7) Percentage of disposition to guilty as charged by trial
- 27A.460(8) Percentage of those found guilty of lesser charge by trial
- 27A.460(9) Percentage of cases where jury trial taken
- 27A.460(10) Percentage of trials which are bench (court) trials

Shock Probation by Disposition Type
 27A.440(3)(b)

	Denied	Granted	Grand Total
0026090 SHOCK PROBATION IN FELONY CONVICTIONS	9 56.25%	7 43.75%	16 100.00%

27A.440(3)(b) Extracted data on shock probation shall be placed in the annual report of the Administrative Office of the Courts

* A case may consist of one or multiple convicted charges, the distinct count of cases counts the case only once.
 * Other Disposition types include: Denied, Extradition, Grand Jury, Granted, Merged, Mistrial, Grand Jury, Other, Remanded, and Sealed Records.
 * See methodology notes for information on any cases or charges that may be excluded.



ADMINISTRATIVE OFFICE OF THE COURTS
Research and Statistics
Annual Report FY 2024
Circuit Court - Felony Criminal Cases

HENRY COUNTY

Youthful Offenders

There were 0 Felony level charges and 0 Non-Felony level charges disposed within 0 Circuit Criminal cases during the fiscal year. Non-Felony charges include Misdemeanor, Violation, Local Ordinance, or Other charges within those cases.

27A.460(11)

27A.460(11) The number of juvenile offenders tried as an adult

Of the 0 Felony level charges disposed within the Youthful Offender cases, 0 (None%) charges were convicted.

Youthful Offender

	Grand Total
Felony Charges by Disposition Type	0

Note: A youth charged prior to their 18th birthday, proceeded against as a youthful offender under KRS 635.020(7) may not be included in the above.

KRS 635.020(7) If a person who is eighteen (18) or older is charged with a felony that occurred prior to their eighteenth birthday, the court shall, upon motion of the county attorney made prior to adjudication and consultation with the Commonwealth's Attorney, the case may proceed in accordance with the provisions of KRS 640.010.

* A case may consist of one or multiple convicted charges, the distinct count of cases counts the case only once.

* Other Disposition types include: Denied, Extradition, Grand Jury, Granted, Merged, Mistrial, Grand Jury, Other, Remanded, and Sealed Records.

* See methodology notes for information on any cases or charges that may be excluded.

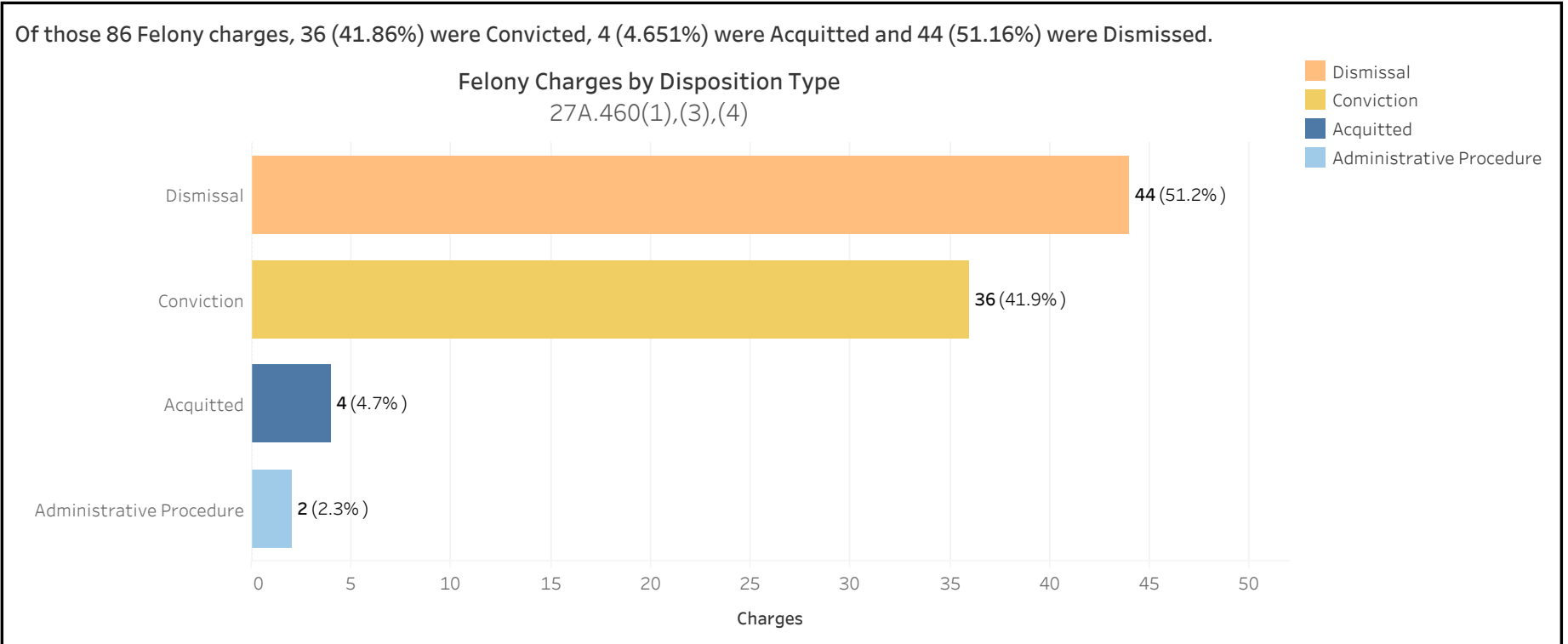


ADMINISTRATIVE OFFICE OF THE COURTS
Research and Statistics
 Annual Report FY 2024
 Circuit Court - Felony Criminal Cases

HICKMAN COUNTY

There were 86 Felony level charges and 3 Non-Felony level charges disposed within 48 Circuit Criminal cases during the Fiscal Year. Non-Felony charges include Misdemeanor, Violation, Local Ordinance or Other charges within those cases.

		Charges	Cases
HICKMAN	Felony	86	45
	Felony amended to Non-Felony	3	



27A.460(1) Conviction Percentages

27A.460(3) Percentage of Acquittals

27A.460(4) Percentage of Dismissals

* A case may consist of one or multiple convicted charges, the distinct count of cases counts the case only once.

* Other Disposition types include: Denied, Extradition, Grand Jury, Granted, Merged, Mistrial, Grand Jury, Other, Remanded, and Sealed Records.

* See methodology notes for information on any cases or charges that may be excluded.



ADMINISTRATIVE OFFICE OF THE COURTS
Research and Statistics
 Annual Report FY 2024
 Circuit Court - Felony Criminal Cases

HICKMAN COUNTY

Felony Charges Convicted by Highest Penalty Type

Penalty Type	FELONY			MISDEMEANOR			OTHER			VIOLATION			Grand Total		
	Charges	% of Chgs	Cases	Charges	% of Chgs	Cases	Charges	% of Chgs	Cases	Charges	% of Chgs	Cases	Charges	% of Chgs	Cases
Incarcerated Prison	1,885	41.6%	595	22	1.0%	15				2	0.7%	2	1,909	27.7%	598
Incarcerated Jail	526	11.6%	267	736	35.1%	379				17	6.3%	12	1,279	18.5%	549
Alternative: Home Incarceration				4	0.2%	2							4	0.1%	2
Alternative: Probation	2,021	44.6%	905	721	34.4%	380				9	3.3%	7	2,751	39.9%	926
Alternative: Cond. Discharged	64	1.4%	46	551	26.3%	284	1	100.0%	1	3	1.1%	1	619	9.0%	320
Alternative Sentence	1	0.0%	1	8	0.4%	7				26	9.6%	21	35	0.5%	27
Pay Fine	2	0.0%	2	13	0.6%	10				156	57.6%	109	171	2.5%	113
Pay Court Cost	1	0.0%	1	1	0.0%	1				3	1.1%	3	5	0.1%	5
Other Penalty	15	0.3%	12	26	1.2%	16				54	19.9%	37	95	1.4%	59
No Sentence	20	0.4%	15	14	0.7%	9				1	0.4%	1	35	0.5%	18
Grand Total	4,535	100.0%	1,774	2,096	100.0%	1,081	1	100.0%	1	271	100.0%	188	6,903	100.0%	2,139

27A.460(2) Percentages of fines, imprisonment, or other penalty assessment

Original & Final Plea Type

		GUILTY	NOT GUILTY	UNKNOWN PLEA TYPE	Grand Total
Felony Charges	Original Plea		35 (40.7%)	51 (59.3%)	86 (100.0%)
	Final Plea	29 (33.7%)	6 (7.0%)	51 (59.3%)	86 (100.0%)
Felony amended to Non-Felony	Original Plea			3 (100.0%)	3 (100.0%)
	Final Plea			3 (100.0%)	3 (100.0%)

27A.460(5) Percentage of pleas as charges

27A.460(6) Percentage of pleas to reduce charges

* A case may consist of one or multiple convicted charges, the distinct count of cases counts the case only once.

* Other Disposition types include: Denied, Extradition, Grand Jury, Granted, Merged, Mistrial, Grand Jury, Other, Remanded, and Sealed Records.

* See methodology notes for information on any cases or charges that may be excluded.



ADMINISTRATIVE OFFICE OF THE COURTS
Research and Statistics
 Annual Report FY 2024
 Circuit Court - Felony Criminal Cases

HICKMAN COUNTY

Cases can have multiple charges which are heard either by a Court Trial, Jury Trial, No Trial, or by a combination of trial types. Cases are categorized by how all the charges within the case were disposed. If all charges were disposed by the same trial type, it is counted in the separate category, otherwise, it is counted within the Mixed Trial category. If a charge had no trial type entered or it had No Trial, then it is counted in the No Trial category.

Cases by Trial Type
 27A.460(7), (8), (9), (10)

	Mixed Trial Typ..	No Trial	Grand Total
Felony Amended Down to Non-Felony		3 100.00%	3 100.00%
Felony Charges	5 11.11%	40 88.89%	45 100.00%
Felony Convictions	4 13.33%	26 86.67%	30 100.00%

- 27A.460(7) Percentage of disposition to guilty as charged by trial
- 27A.460(8) Percentage of those found guilty of lesser charge by trial
- 27A.460(9) Percentage of cases where jury trial taken
- 27A.460(10) Percentage of trials which are bench (court) trials

Shock Probation by Disposition Type
 27A.440(3)(b)

	Denied	Granted	Grand Total
0026090 SHOCK PROBATION IN FELONY CONVICTIONS	12 63.16%	7 36.84%	19 100.00%

27A.440(3)(b) Extracted data on shock probation shall be placed in the annual report of the Administrative Office of the Courts

* A case may consist of one or multiple convicted charges, the distinct count of cases counts the case only once.
 * Other Disposition types include: Denied, Extradition, Grand Jury, Granted, Merged, Mistrial, Grand Jury, Other, Remanded, and Sealed Records.
 * See methodology notes for information on any cases or charges that may be excluded.



ADMINISTRATIVE OFFICE OF THE COURTS
Research and Statistics
 Annual Report FY 2024
 Circuit Court - Felony Criminal Cases

HICKMAN COUNTY

Youthful Offenders

There were 0 Felony level charges and 0 Non-Felony level charges disposed within 0 Circuit Criminal cases during the fiscal year. Non-Felony charges include Misdemeanor, Violation, Local Ordinance, or Other charges within those cases.

27A.460(11)

27A.460(11) The number of juvenile offenders tried as an adult

Of the 0 Felony level charges disposed within the Youthful Offender cases, 0 (None%) charges were convicted.

Youthful Offender

Felony Charges by Disposition Type	0	Grand Total	0

Note: A youth charged prior to their 18th birthday, proceeded against as a youthful offender under KRS 635.020(7) may not be included in the above.

KRS 635.020(7) If a person who is eighteen (18) or older is charged with a felony that occurred prior to their eighteenth birthday, the court shall, upon motion of the county attorney made prior to adjudication and consultation with the Commonwealth's Attorney, the case may proceed in accordance with the provisions of KRS 640.010.

* A case may consist of one or multiple convicted charges, the distinct count of cases counts the case only once.

* Other Disposition types include: Denied, Extradition, Grand Jury, Granted, Merged, Mistrial, Grand Jury, Other, Remanded, and Sealed Records.

* See methodology notes for information on any cases or charges that may be excluded.

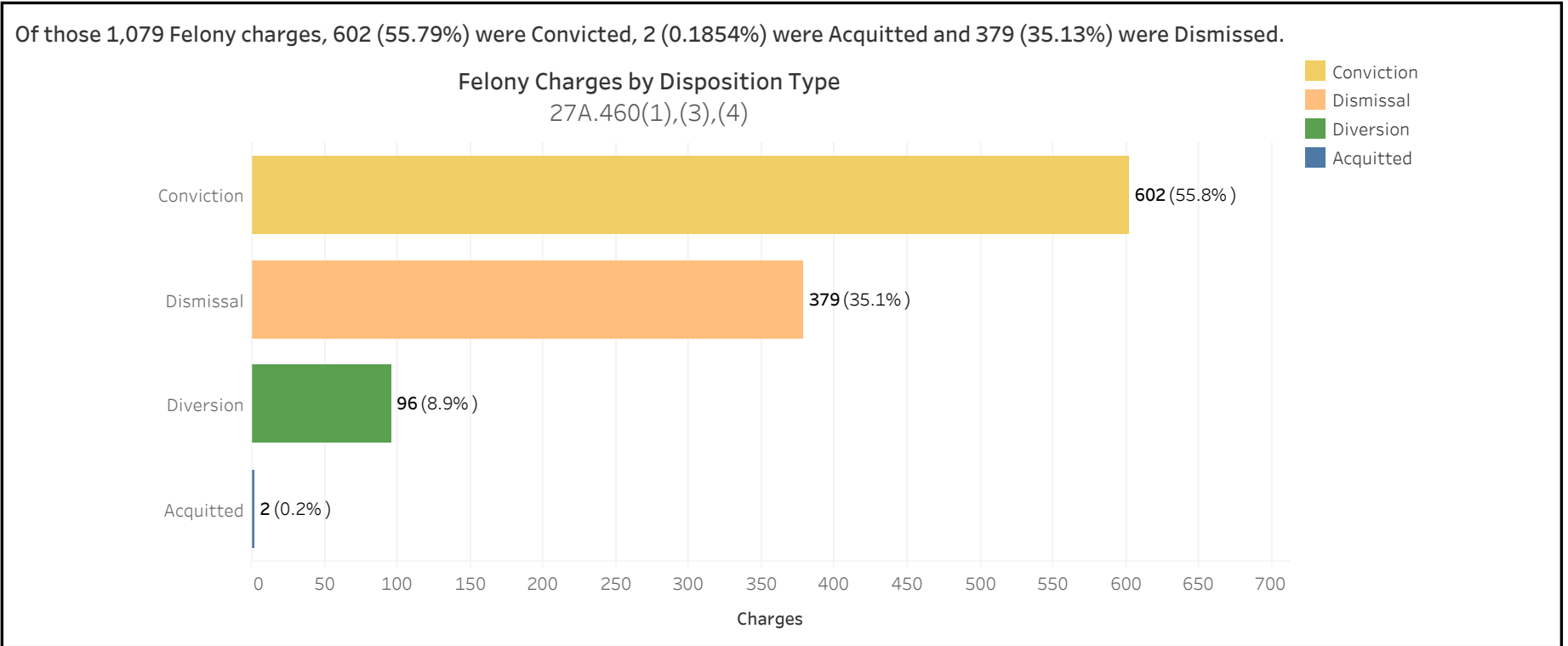


ADMINISTRATIVE OFFICE OF THE COURTS
Research and Statistics
 Annual Report FY 2024
 Circuit Court - Felony Criminal Cases

HOPKINS COUNTY

There were 1,079 Felony level charges and 34 Non-Felony level charges disposed within 517 Circuit Criminal cases during the Fiscal Year. Non-Felony charges include Misdemeanor, Violation, Local Ordinance or Other charges within those cases.

		Charges	Cases
HOPKINS	Felony	1,079	497
	Felony amended to Non-Felony	34	



27A.460(1) Conviction Percentages

27A.460(3) Percentage of Acquittals

27A.460(4) Percentage of Dismissals

* A case may consist of one or multiple convicted charges, the distinct count of cases counts the case only once.

* Other Disposition types include: Denied, Extradition, Grand Jury, Granted, Merged, Mistrial, Grand Jury, Other, Remanded, and Sealed Records.

* See methodology notes for information on any cases or charges that may be excluded.



ADMINISTRATIVE OFFICE OF THE COURTS
Research and Statistics
 Annual Report FY 2024
 Circuit Court - Felony Criminal Cases

HOPKINS COUNTY

Felony Charges Convicted by Highest Penalty Type

Penalty Type	FELONY			MISDEMEANOR			OTHER			VIOLATION			Grand Total		
	Charges	% of Chgs	Cases	Charges	% of Chgs	Cases	Charges	% of Chgs	Cases	Charges	% of Chgs	Cases	Charges	% of Chgs	Cases
Incarcerated Prison	1,885	41.6%	595	22	1.0%	15				2	0.7%	2	1,909	27.7%	598
Incarcerated Jail	526	11.6%	267	736	35.1%	379				17	6.3%	12	1,279	18.5%	549
Alternative: Home Incarceration				4	0.2%	2							4	0.1%	2
Alternative: Probation	2,021	44.6%	905	721	34.4%	380				9	3.3%	7	2,751	39.9%	926
Alternative: Cond. Discharged	64	1.4%	46	551	26.3%	284	1	100.0%	1	3	1.1%	1	619	9.0%	320
Alternative Sentence	1	0.0%	1	8	0.4%	7				26	9.6%	21	35	0.5%	27
Pay Fine	2	0.0%	2	13	0.6%	10				156	57.6%	109	171	2.5%	113
Pay Court Cost	1	0.0%	1	1	0.0%	1				3	1.1%	3	5	0.1%	5
Other Penalty	15	0.3%	12	26	1.2%	16				54	19.9%	37	95	1.4%	59
No Sentence	20	0.4%	15	14	0.7%	9				1	0.4%	1	35	0.5%	18
Grand Total	4,535	100.0%	1,774	2,096	100.0%	1,081	1	100.0%	1	271	100.0%	188	6,903	100.0%	2,139

27A.460(2) Percentages of fines, imprisonment, or other penalty assessment

Original & Final Plea Type

		GUILTY	NOT GUILTY	UNKNOWN PLEA TYPE	Grand Total
Felony Charges	Original Plea		38 (3.5%)	1,041 (96.5%)	1,079 (100.0%)
	Final Plea	38 (3.5%)		1,041 (96.5%)	1,079 (100.0%)
Felony amended to Non-Felony	Original Plea			34 (100.0%)	34 (100.0%)
	Final Plea			34 (100.0%)	34 (100.0%)

27A.460(5) Percentage of pleas as charges

27A.460(6) Percentage of pleas to reduce charges

* A case may consist of one or multiple convicted charges, the distinct count of cases counts the case only once.

* Other Disposition types include: Denied, Extradition, Grand Jury, Granted, Merged, Mistrial, Grand Jury, Other, Remanded, and Sealed Records.

* See methodology notes for information on any cases or charges that may be excluded.



ADMINISTRATIVE OFFICE OF THE COURTS
Research and Statistics
 Annual Report FY 2024
 Circuit Court - Felony Criminal Cases

HOPKINS COUNTY

Cases can have multiple charges which are heard either by a Court Trial, Jury Trial, No Trial, or by a combination of trial types. Cases are categorized by how all the charges within the case were disposed. If all charges were disposed by the same trial type, it is counted in the separate category, otherwise, it is counted within the Mixed Trial category. If a charge had no trial type entered or it had No Trial, then it is counted in the No Trial category.

Cases by Trial Type
 27A.460(7), (8), (9), (10)

	Jury Trial	Mixed Trial Typ..	No Trial	Grand Total
Felony Amended Down to Non-Felony			20	20
			100.00%	100.00%
Felony Charges	1	33	463	497
	0.20%	6.64%	93.16%	100.00%
Felony Convictions		32	284	316
		10.13%	89.87%	100.00%

- 27A.460(7) Percentage of disposition to guilty as charged by trial
- 27A.460(8) Percentage of those found guilty of lesser charge by trial
- 27A.460(9) Percentage of cases where jury trial taken
- 27A.460(10) Percentage of trials which are bench (court) trials

Shock Probation by Disposition Type
 27A.440(3)(b)

	Denied	Granted	Withdrawn	Grand Total
0026090 SHOCK PROBATION IN FELONY CONVICTIONS	62	3	1	66
	93.94%	4.55%	1.52%	100.00%

27A.440(3)(b) Extracted data on shock probation shall be placed in the annual report of the Administrative Office of the Courts

* A case may consist of one or multiple convicted charges, the distinct count of cases counts the case only once.
 * Other Disposition types include: Denied, Extradition, Grand Jury, Granted, Merged, Mistrial, Grand Jury, Other, Remanded, and Sealed Records.
 * See methodology notes for information on any cases or charges that may be excluded.



ADMINISTRATIVE OFFICE OF THE COURTS
Research and Statistics
 Annual Report FY 2024
 Circuit Court - Felony Criminal Cases

HOPKINS COUNTY

Youthful Offenders

There were 0 Felony level charges and 0 Non-Felony level charges disposed within 0 Circuit Criminal cases during the fiscal year. Non-Felony charges include Misdemeanor, Violation, Local Ordinance, or Other charges within those cases.

27A.460(11)

27A.460(11) The number of juvenile offenders tried as an adult

Of the 0 Felony level charges disposed within the Youthful Offender cases, 0 (None%) charges were convicted.

Youthful Offender

Felony Charges by Disposition Type	0	Grand Total	0

Note: A youth charged prior to their 18th birthday, proceeded against as a youthful offender under KRS 635.020(7) may not be included in the above.

KRS 635.020(7) If a person who is eighteen (18) or older is charged with a felony that occurred prior to their eighteenth birthday, the court shall, upon motion of the county attorney made prior to adjudication and consultation with the Commonwealth's Attorney, the case may proceed in accordance with the provisions of KRS 640.010.

* A case may consist of one or multiple convicted charges, the distinct count of cases counts the case only once.

* Other Disposition types include: Denied, Extradition, Grand Jury, Granted, Merged, Mistrial, Grand Jury, Other, Remanded, and Sealed Records.

* See methodology notes for information on any cases or charges that may be excluded.

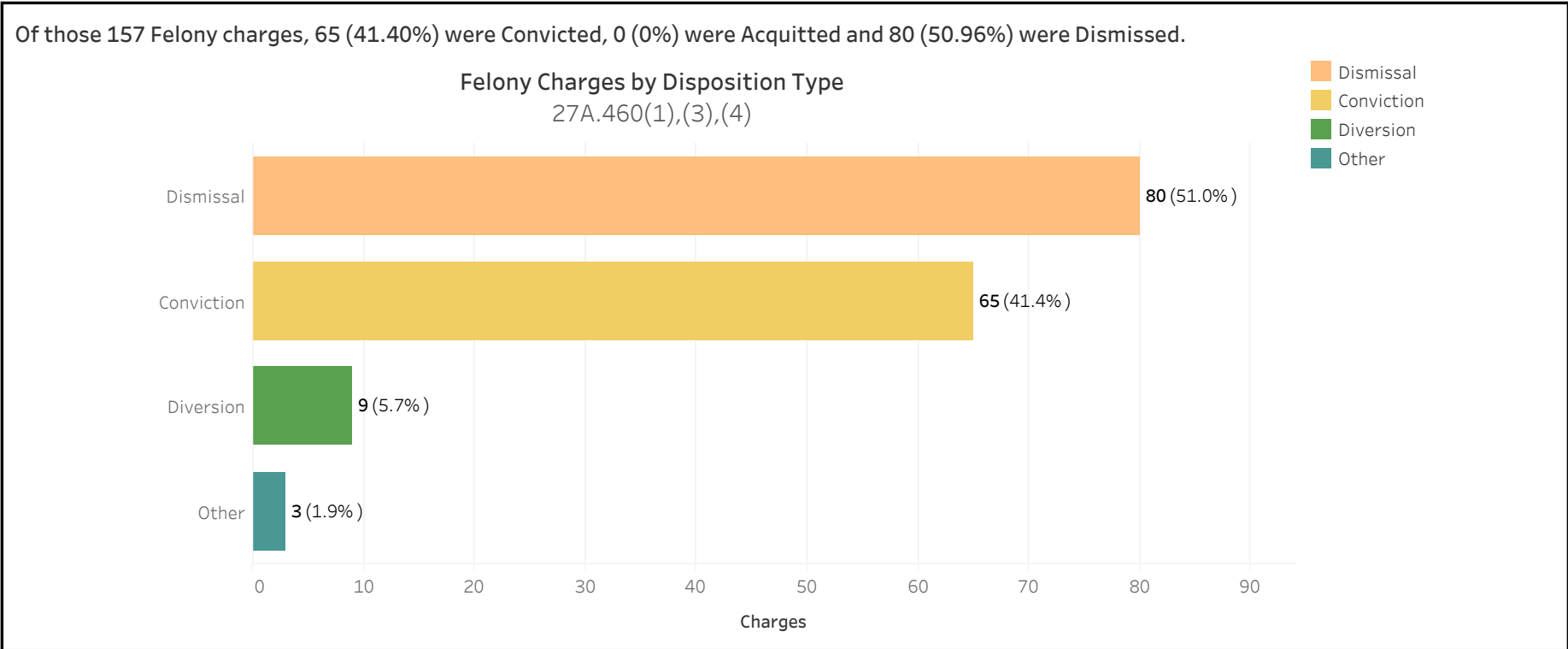


ADMINISTRATIVE OFFICE OF THE COURTS
Research and Statistics
 Annual Report FY 2024
 Circuit Court - Felony Criminal Cases

JACKSON COUNTY

There were 157 Felony level charges and 3 Non-Felony level charges disposed within 100 Circuit Criminal cases during the Fiscal Year. Non-Felony charges include Misdemeanor, Violation, Local Ordinance or Other charges within those cases.

		Charges	Cases
JACKSON	Felony	157	97
	Felony amended to Non-Felony	3	



27A.460(1) Conviction Percentages

27A.460(3) Percentage of Acquittals

27A.460(4) Percentage of Dismissals

* A case may consist of one or multiple convicted charges, the distinct count of cases counts the case only once.

* Other Disposition types include: Denied, Extradition, Grand Jury, Granted, Merged, Mistrial, Grand Jury, Other, Remanded, and Sealed Records.

* See methodology notes for information on any cases or charges that may be excluded.



ADMINISTRATIVE OFFICE OF THE COURTS
Research and Statistics
 Annual Report FY 2024
 Circuit Court - Felony Criminal Cases

JACKSON COUNTY

Felony Charges Convicted by Highest Penalty Type

Penalty Type	FELONY			MISDEMEANOR			OTHER			VIOLATION			Grand Total		
	Charges	% of Chgs	Cases	Charges	% of Chgs	Cases	Charges	% of Chgs	Cases	Charges	% of Chgs	Cases	Charges	% of Chgs	Cases
Incarcerated Prison	1,885	41.6%	595	22	1.0%	15				2	0.7%	2	1,909	27.7%	598
Incarcerated Jail	526	11.6%	267	736	35.1%	379				17	6.3%	12	1,279	18.5%	549
Alternative: Home Incarceration				4	0.2%	2							4	0.1%	2
Alternative: Probation	2,021	44.6%	905	721	34.4%	380				9	3.3%	7	2,751	39.9%	926
Alternative: Cond. Discharged	64	1.4%	46	551	26.3%	284	1	100.0%	1	3	1.1%	1	619	9.0%	320
Alternative Sentence	1	0.0%	1	8	0.4%	7				26	9.6%	21	35	0.5%	27
Pay Fine	2	0.0%	2	13	0.6%	10				156	57.6%	109	171	2.5%	113
Pay Court Cost	1	0.0%	1	1	0.0%	1				3	1.1%	3	5	0.1%	5
Other Penalty	15	0.3%	12	26	1.2%	16				54	19.9%	37	95	1.4%	59
No Sentence	20	0.4%	15	14	0.7%	9				1	0.4%	1	35	0.5%	18
Grand Total	4,535	100.0%	1,774	2,096	100.0%	1,081	1	100.0%	1	271	100.0%	188	6,903	100.0%	2,139

27A.460(2) Percentages of fines, imprisonment, or other penalty assessment

Original & Final Plea Type

		GUILTY	NOT GUILTY	UNKNOWN PLEA TYPE	Grand Total
Felony Charges	Original Plea	10 (6.4%)	57 (36.3%)	90 (57.3%)	157 (100.0%)
	Final Plea	66 (42.0%)	1 (0.6%)	90 (57.3%)	157 (100.0%)
Felony amended to Non-Felony	Original Plea		2 (66.7%)	1 (33.3%)	3 (100.0%)
	Final Plea	1 (33.3%)	1 (33.3%)	1 (33.3%)	3 (100.0%)

27A.460(5) Percentage of pleas as charges

27A.460(6) Percentage of pleas to reduce charges

* A case may consist of one or multiple convicted charges, the distinct count of cases counts the case only once.

* Other Disposition types include: Denied, Extradition, Grand Jury, Granted, Merged, Mistrial, Grand Jury, Other, Remanded, and Sealed Records.

* See methodology notes for information on any cases or charges that may be excluded.



ADMINISTRATIVE OFFICE OF THE COURTS
Research and Statistics
 Annual Report FY 2024
 Circuit Court - Felony Criminal Cases

JACKSON COUNTY

Cases can have multiple charges which are heard either by a Court Trial, Jury Trial, No Trial, or by a combination of trial types. Cases are categorized by how all the charges within the case were disposed. If all charges were disposed by the same trial type, it is counted in the separate category, otherwise, it is counted within the Mixed Trial category. If a charge had no trial type entered or it had No Trial, then it is counted in the No Trial category.

Cases by Trial Type
 27A.460(7), (8), (9), (10)

	Mixed Trial Typ..	No Trial	Grand Total
Felony Amended Down to Non-Felony		3	3
		100.00%	100.00%
Felony Charges	1	96	97
	1.03%	98.97%	100.00%
Felony Convictions		51	51
		100.00%	100.00%

- 27A.460(7) Percentage of disposition to guilty as charged by trial
- 27A.460(8) Percentage of those found guilty of lesser charge by trial
- 27A.460(9) Percentage of cases where jury trial taken
- 27A.460(10) Percentage of trials which are bench (court) trials

Shock Probation by Disposition Type
 27A.440(3)(b)

	Denied	Granted	Vacated	Grand Total
0026090 SHOCK PROBATION IN FELONY CONVICTIONS	5	4	5	14
	35.71%	28.57%	35.71%	100.00%

27A.440(3)(b) Extracted data on shock probation shall be placed in the annual report of the Administrative Office of the Courts

* A case may consist of one or multiple convicted charges, the distinct count of cases counts the case only once.
 * Other Disposition types include: Denied, Extradition, Grand Jury, Granted, Merged, Mistrial, Grand Jury, Other, Remanded, and Sealed Records.
 * See methodology notes for information on any cases or charges that may be excluded.



ADMINISTRATIVE OFFICE OF THE COURTS
Research and Statistics
 Annual Report FY 2024
 Circuit Court - Felony Criminal Cases

JACKSON COUNTY

Youthful Offenders

There were 1 Felony level charges and 0 Non-Felony level charges disposed within 1 Circuit Criminal cases during the fiscal year. Non-Felony charges include Misdemeanor, Violation, Local Ordinance, or Other charges within those cases.

27A.460(11)

	Charges	Cases
Felony	1	1
Felony Amended to Non-Felony	0	0

27A.460(11) The number of juvenile offenders tried as an adult

Of the 1 Felony level charges disposed within the Youthful Offender cases, 0 (0%) charges were convicted.

Youthful Offender

	Dismissal	Grand Total
Felony Charges by Disposition Type	1	1

Note: A youth charged prior to their 18th birthday, proceeded against as a youthful offender under KRS 635.020(7) may not be included in the above.

KRS 635.020(7) If a person who is eighteen (18) or older is charged with a felony that occurred prior to their eighteenth birthday, the court shall, upon motion of the county attorney made prior to adjudication and consultation with the Commonwealth's Attorney, the case may proceed in accordance with the provisions of KRS 640.010.

* A case may consist of one or multiple convicted charges, the distinct count of cases counts the case only once.

* Other Disposition types include: Denied, Extradition, Grand Jury, Granted, Merged, Mistrial, Grand Jury, Other, Remanded, and Sealed Records.

* See methodology notes for information on any cases or charges that may be excluded.

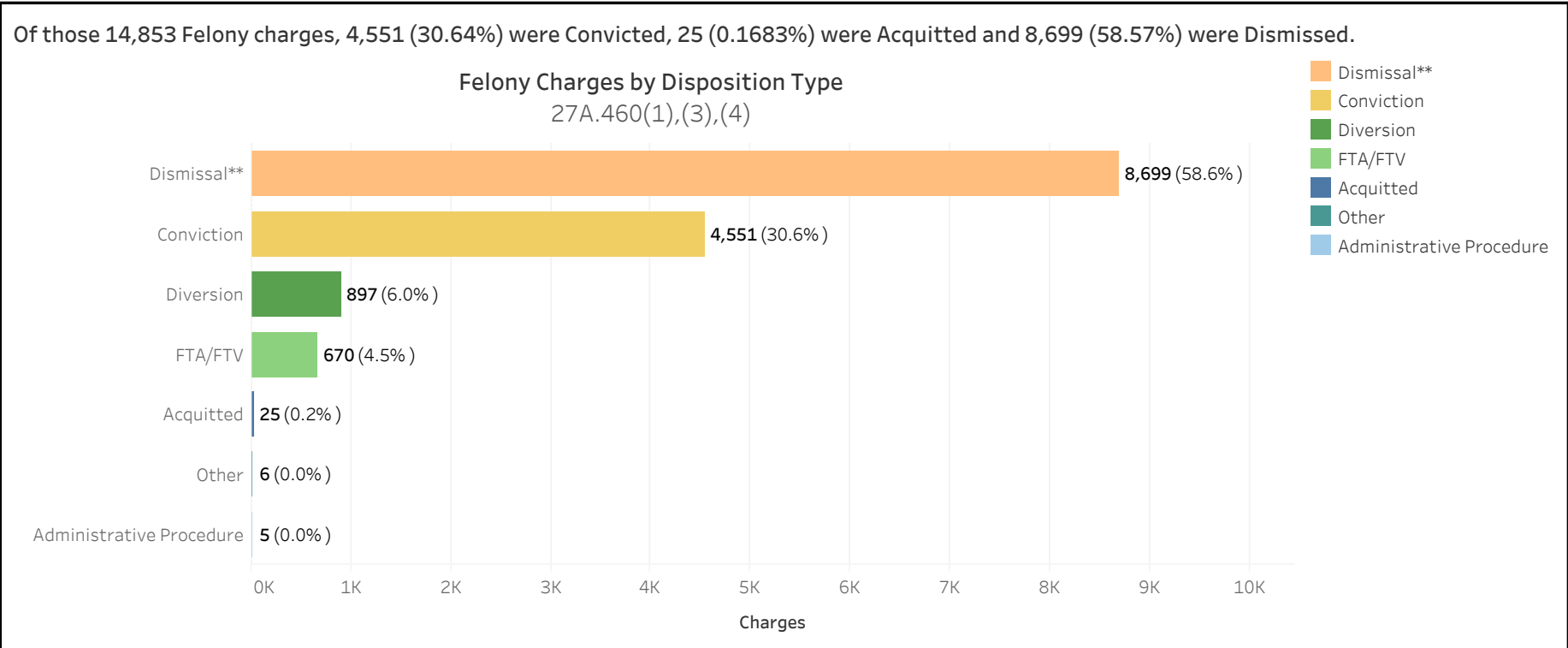


ADMINISTRATIVE OFFICE OF THE COURTS
Research and Statistics
 Annual Report FY 2024
 Circuit Court - Felony Criminal Cases

JEFFERSON COUNTY

There were 14,853 Felony level charges and 598 Non-Felony level charges disposed within 7,158 Circuit Criminal cases during the Fiscal Year. Non-Felony charges include Misdemeanor, Violation, Local Ordinance or Other charges within those cases.

		Charges	Cases
JEFFERSON	Felony	14,853	6,757
	Felony amended to Non-Felony	598	



27A.460(3) Percentage of Acquittals

27A.460(4) Percentage of Dismissals

* A case may consist of one or multiple convicted charges, the distinct count of cases counts the case only once.

* Other Disposition types include: Denied, Extradition, Grand Jury, Granted, Merged, Mistrial, Grand Jury, Other, Remanded, and Sealed Records.

* See methodology notes for information on any cases or charges that may be excluded.

* The increase in Dismissal Dispositions may be related to an increase in the number of charges Dismissed-Diverted during FY 2024, many of which were within cases filed in prior years.



ADMINISTRATIVE OFFICE OF THE COURTS
Research and Statistics
 Annual Report FY 2024
 Circuit Court - Felony Criminal Cases

JEFFERSON COUNTY

Felony Charges Convicted by Highest Penalty Type

Penalty Type	FELONY			MISDEMEANOR			OTHER			VIOLATION			Grand Total		
	Charges	% of Chgs	Cases	Charges	% of Chgs	Cases	Charges	% of Chgs	Cases	Charges	% of Chgs	Cases	Charges	% of Chgs	Cases
Incarcerated Prison	1,885	41.6%	595	22	1.0%	15				2	0.7%	2	1,909	27.7%	598
Incarcerated Jail	526	11.6%	267	736	35.1%	379				17	6.3%	12	1,279	18.5%	549
Alternative: Home Incarceration				4	0.2%	2							4	0.1%	2
Alternative: Probation	2,021	44.6%	905	721	34.4%	380				9	3.3%	7	2,751	39.9%	926
Alternative: Cond. Discharged	64	1.4%	46	551	26.3%	284	1	100.0%	1	3	1.1%	1	619	9.0%	320
Alternative Sentence	1	0.0%	1	8	0.4%	7				26	9.6%	21	35	0.5%	27
Pay Fine	2	0.0%	2	13	0.6%	10				156	57.6%	109	171	2.5%	113
Pay Court Cost	1	0.0%	1	1	0.0%	1				3	1.1%	3	5	0.1%	5
Other Penalty	15	0.3%	12	26	1.2%	16				54	19.9%	37	95	1.4%	59
No Sentence	20	0.4%	15	14	0.7%	9				1	0.4%	1	35	0.5%	18
Grand Total	4,535	100.0%	1,774	2,096	100.0%	1,081	1	100.0%	1	271	100.0%	188	6,903	100.0%	2,139

27A.460(2) Percentages of fines, imprisonment, or other penalty assessment

Original & Final Plea Type

Felony Charges		GUILTY			NOT GUILTY			UNKNOWN PLEA TYPE			Grand Total		
		Original Plea	Final Plea	Percentage	Original Plea	Final Plea	Percentage	Original Plea	Final Plea	Percentage	Original Plea	Final Plea	Percentage
Felony Charges	Original Plea		1,672	(11.3%)	6,201	(41.7%)	6,980	(47.0%)				14,853	(100.0%)
	Final Plea		6,744	(45.4%)	1,129	(7.6%)	6,980	(47.0%)				14,853	(100.0%)
Felony amended to Non-Felony	Original Plea		3	(0.5%)	169	(28.3%)	426	(71.2%)				598	(100.0%)
	Final Plea		37	(6.2%)	135	(22.6%)	426	(71.2%)				598	(100.0%)

27A.460(5) Percentage of pleas as charges

27A.460(6) Percentage of pleas to reduce charges

* A case may consist of one or multiple convicted charges, the distinct count of cases counts the case only once.

* Other Disposition types include: Denied, Extradition, Grand Jury, Granted, Merged, Mistrial, Grand Jury, Other, Remanded, and Sealed Records.

* See methodology notes for information on any cases or charges that may be excluded.



ADMINISTRATIVE OFFICE OF THE COURTS
Research and Statistics
 Annual Report FY 2024
 Circuit Court - Felony Criminal Cases

JEFFERSON COUNTY

Cases can have multiple charges which are heard either by a Court Trial, Jury Trial, No Trial, or by a combination of trial types. Cases are categorized by how all the charges within the case were disposed. If all charges were disposed by the same trial type, it is counted in the separate category, otherwise, it is counted within the Mixed Trial category. If a charge had no trial type entered or it had No Trial, then it is counted in the No Trial category.

Cases by Trial Type
 27A.460(7), (8), (9), (10)

	Jury Trial	Mixed Trial Typ..	No Trial	Grand Total
Felony Amended Down to Non-Felony	1 0.25%	13 3.24%	387 96.51%	401 100.00%
Felony Charges	16 0.24%	201 2.98%	6,539 96.79%	6,756 100.00%
Felony Convictions	11 0.62%	181 10.17%	1,588 89.21%	1,780 100.00%

- 27A.460(7) Percentage of disposition to guilty as charged by trial
- 27A.460(8) Percentage of those found guilty of lesser charge by trial
- 27A.460(9) Percentage of cases where jury trial taken
- 27A.460(10) Percentage of trials which are bench (court) trials

Shock Probation by Disposition Type
 27A.440(3)(b)

	Denied	Granted	Withdrawn	Other	Grand Total
0026090 SHOCK PROBATION IN FELONY CONVICTIONS	145 39.19%	211 57.03%	12 3.24%	2 0.54%	370 100.00%

27A.440(3)(b) Extracted data on shock probation shall be placed in the annual report of the Administrative Office of the Courts

* A case may consist of one or multiple convicted charges, the distinct count of cases counts the case only once.
 * Other Disposition types include: Denied, Extradition, Grand Jury, Granted, Merged, Mistrial, Grand Jury, Other, Remanded, and Sealed Records.
 * See methodology notes for information on any cases or charges that may be excluded.



ADMINISTRATIVE OFFICE OF THE COURTS
Research and Statistics
 Annual Report FY 2024
 Circuit Court - Felony Criminal Cases

JEFFERSON COUNTY

Youthful Offenders

There were 71 Felony level charges and 0 Non-Felony level charges disposed within 36 Circuit Criminal cases during the fiscal year. Non-Felony charges include Misdemeanor, Violation, Local Ordinance, or Other charges within those cases.

27A.460(11)

	Charges	Cases
Felony	71	36
Felony Amended to Non-Felony	0	0

27A.460(11) The number of juvenile offenders tried as an adult

Of the 71 Felony level charges disposed within the Youthful Offender cases, 50 (70.42%) charges were convicted.

Youthful Offender

	Conviction	Dismissal	Diversion	Grand Total
Felony Charges by Disposition Type	50	18	3	71

Note: A youth charged prior to their 18th birthday, proceeded against as a youthful offender under KRS 635.020(7) may not be included in the above.

KRS 635.020(7) If a person who is eighteen (18) or older is charged with a felony that occurred prior to their eighteenth birthday, the court shall, upon motion of the county attorney made prior to adjudication and consultation with the Commonwealth's Attorney, the case may proceed in accordance with the provisions of KRS 640.010.

* A case may consist of one or multiple convicted charges, the distinct count of cases counts the case only once.

* Other Disposition types include: Denied, Extradition, Grand Jury, Granted, Merged, Mistrial, Grand Jury, Other, Remanded, and Sealed Records.

* See methodology notes for information on any cases or charges that may be excluded.

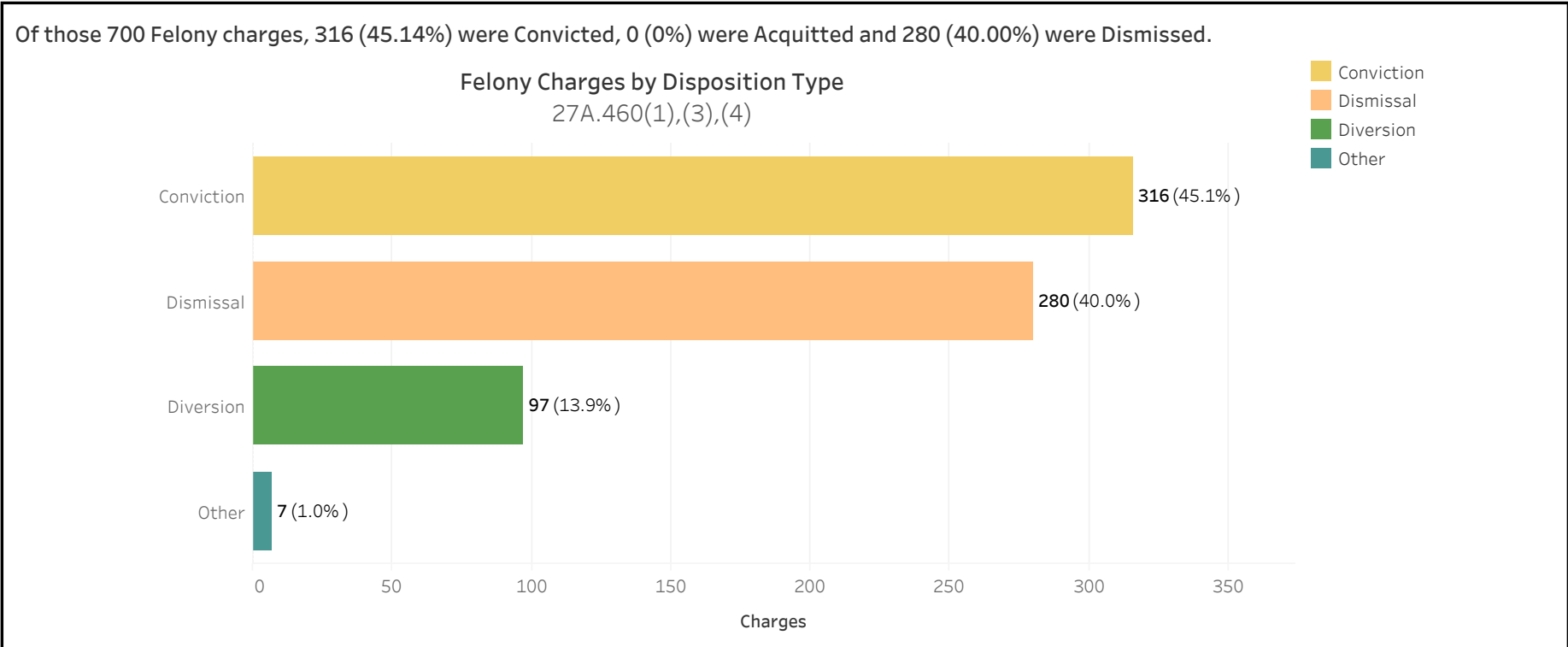


ADMINISTRATIVE OFFICE OF THE COURTS
Research and Statistics
 Annual Report FY 2024
 Circuit Court - Felony Criminal Cases

JESSAMINE COUNTY

There were 700 Felony level charges and 35 Non-Felony level charges disposed within 430 Circuit Criminal cases during the Fiscal Year. Non-Felony charges include Misdemeanor, Violation, Local Ordinance or Other charges within those cases.

		Charges	Cases
JESSAMINE	Felony	700	402
	Felony amended to Non-Felony	35	



27A.460(1) Conviction Percentages

27A.460(3) Percentage of Acquittals

27A.460(4) Percentage of Dismissals

* A case may consist of one or multiple convicted charges, the distinct count of cases counts the case only once.

* Other Disposition types include: Denied, Extradition, Grand Jury, Granted, Merged, Mistrial, Grand Jury, Other, Remanded, and Sealed Records.

* See methodology notes for information on any cases or charges that may be excluded.



ADMINISTRATIVE OFFICE OF THE COURTS
Research and Statistics
 Annual Report FY 2024
 Circuit Court - Felony Criminal Cases

JESSAMINE COUNTY

Felony Charges Convicted by Highest Penalty Type

Penalty Type	FELONY			MISDEMEANOR			OTHER			VIOLATION			Grand Total		
	Charges	% of Chgs	Cases	Charges	% of Chgs	Cases	Charges	% of Chgs	Cases	Charges	% of Chgs	Cases	Charges	% of Chgs	Cases
Incarcerated Prison	1,885	41.6%	595	22	1.0%	15				2	0.7%	2	1,909	27.7%	598
Incarcerated Jail	526	11.6%	267	736	35.1%	379				17	6.3%	12	1,279	18.5%	549
Alternative: Home Incarceration				4	0.2%	2							4	0.1%	2
Alternative: Probation	2,021	44.6%	905	721	34.4%	380				9	3.3%	7	2,751	39.9%	926
Alternative: Cond. Discharged	64	1.4%	46	551	26.3%	284	1	100.0%	1	3	1.1%	1	619	9.0%	320
Alternative Sentence	1	0.0%	1	8	0.4%	7				26	9.6%	21	35	0.5%	27
Pay Fine	2	0.0%	2	13	0.6%	10				156	57.6%	109	171	2.5%	113
Pay Court Cost	1	0.0%	1	1	0.0%	1				3	1.1%	3	5	0.1%	5
Other Penalty	15	0.3%	12	26	1.2%	16				54	19.9%	37	95	1.4%	59
No Sentence	20	0.4%	15	14	0.7%	9				1	0.4%	1	35	0.5%	18
Grand Total	4,535	100.0%	1,774	2,096	100.0%	1,081	1	100.0%	1	271	100.0%	188	6,903	100.0%	2,139

27A.460(2) Percentages of fines, imprisonment, or other penalty assessment

Original & Final Plea Type

		GUILTY	NOT GUILTY	UNKNOWN PLEA TYPE	Grand Total
Felony Charges	Original Plea		427 (61.0%)	273 (39.0%)	700 (100.0%)
	Final Plea	339 (48.4%)	88 (12.6%)	273 (39.0%)	700 (100.0%)
Felony amended to Non-Felony	Original Plea		1 (2.9%)	34 (97.1%)	35 (100.0%)
	Final Plea	1 (2.9%)		34 (97.1%)	35 (100.0%)

27A.460(5) Percentage of pleas as charges

27A.460(6) Percentage of pleas to reduce charges

* A case may consist of one or multiple convicted charges, the distinct count of cases counts the case only once.

* Other Disposition types include: Denied, Extradition, Grand Jury, Granted, Merged, Mistrial, Grand Jury, Other, Remanded, and Sealed Records.

* See methodology notes for information on any cases or charges that may be excluded.



ADMINISTRATIVE OFFICE OF THE COURTS
Research and Statistics
 Annual Report FY 2024
 Circuit Court - Felony Criminal Cases

JESSAMINE COUNTY

Cases can have multiple charges which are heard either by a Court Trial, Jury Trial, No Trial, or by a combination of trial types. Cases are categorized by how all the charges within the case were disposed. If all charges were disposed by the same trial type, it is counted in the separate category, otherwise, it is counted within the Mixed Trial category. If a charge had no trial type entered or it had No Trial, then it is counted in the No Trial category.

Cases by Trial Type
 27A.460(7), (8), (9), (10)

	Jury Trial	Mixed Trial Typ..	No Trial	Grand Total
Felony Amended Down to Non-Felony		2 7.14%	26 92.86%	28 100.00%
Felony Charges	1 0.25%	37 9.20%	364 90.55%	402 100.00%
Felony Convictions	1 0.48%	34 16.35%	173 83.17%	208 100.00%

27A.460(7) Percentage of disposition to guilty as charged by trial
 27A.460(8) Percentage of those found guilty of lesser charge by trial
 27A.460(9) Percentage of cases where jury trial taken
 27A.460(10) Percentage of trials which are bench (court) trials

Shock Probation by Disposition Type
 27A.440(3)(b)

	Denied	Granted	Grand Total
0026090 SHOCK PROBATION IN FELONY CONVICTIONS	1 25.00%	3 75.00%	4 100.00%

27A.440(3)(b) Extracted data on shock probation shall be placed in the annual report of the Administrative Office of the Courts

* A case may consist of one or multiple convicted charges, the distinct count of cases counts the case only once.
 * Other Disposition types include: Denied, Extradition, Grand Jury, Granted, Merged, Mistrial, Grand Jury, Other, Remanded, and Sealed Records.
 * See methodology notes for information on any cases or charges that may be excluded.



ADMINISTRATIVE OFFICE OF THE COURTS
Research and Statistics
Annual Report FY 2024
Circuit Court - Felony Criminal Cases

JESSAMINE COUNTY

Youthful Offenders

There were 0 Felony level charges and 0 Non-Felony level charges disposed within 0 Circuit Criminal cases during the fiscal year. Non-Felony charges include Misdemeanor, Violation, Local Ordinance, or Other charges within those cases.

27A.460(11)

27A.460(11) The number of juvenile offenders tried as an adult

Of the 0 Felony level charges disposed within the Youthful Offender cases, 0 (None%) charges were convicted.

Youthful Offender

	Grand Total
Felony Charges by Disposition Type	0

Note: A youth charged prior to their 18th birthday, proceeded against as a youthful offender under KRS 635.020(7) may not be included in the above.

KRS 635.020(7) If a person who is eighteen (18) or older is charged with a felony that occurred prior to their eighteenth birthday, the court shall, upon motion of the county attorney made prior to adjudication and consultation with the Commonwealth's Attorney, the case may proceed in accordance with the provisions of KRS 640.010.

* A case may consist of one or multiple convicted charges, the distinct count of cases counts the case only once.

* Other Disposition types include: Denied, Extradition, Grand Jury, Granted, Merged, Mistrial, Grand Jury, Other, Remanded, and Sealed Records.

* See methodology notes for information on any cases or charges that may be excluded.

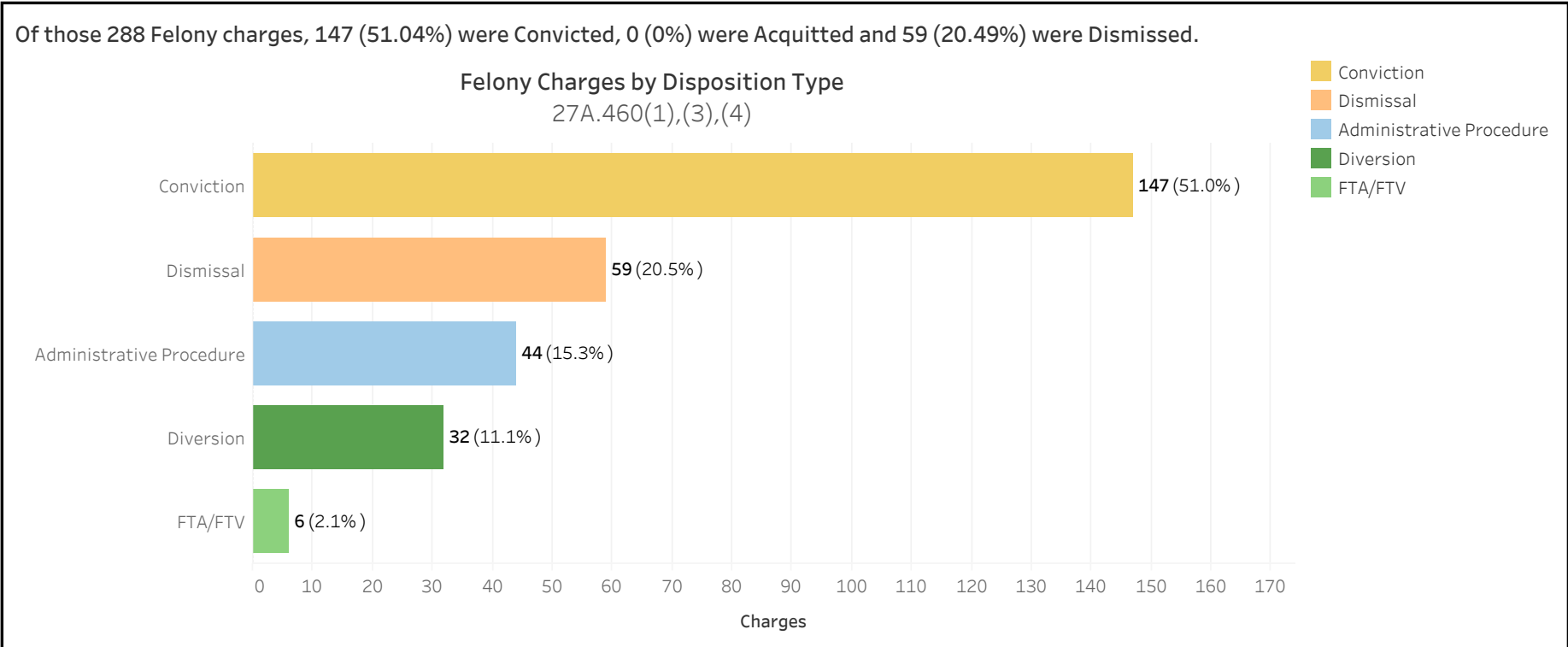


ADMINISTRATIVE OFFICE OF THE COURTS
Research and Statistics
 Annual Report FY 2024
 Circuit Court - Felony Criminal Cases

JOHNSON COUNTY

There were 288 Felony level charges and 10 Non-Felony level charges disposed within 199 Circuit Criminal cases during the Fiscal Year. Non-Felony charges include Misdemeanor, Violation, Local Ordinance or Other charges within those cases.

		Charges	Cases
JOHNSON	Felony	288	190
	Felony amended to Non-Felony	10	



27A.460(1) Conviction Percentages

27A.460(3) Percentage of Acquittals

27A.460(4) Percentage of Dismissals

* A case may consist of one or multiple convicted charges, the distinct count of cases counts the case only once.

* Other Disposition types include: Denied, Extradition, Grand Jury, Granted, Merged, Mistrial, Grand Jury, Other, Remanded, and Sealed Records.

* See methodology notes for information on any cases or charges that may be excluded.



ADMINISTRATIVE OFFICE OF THE COURTS
Research and Statistics
 Annual Report FY 2024
 Circuit Court - Felony Criminal Cases

JOHNSON COUNTY

Felony Charges Convicted by Highest Penalty Type

Penalty Type	FELONY			MISDEMEANOR			OTHER			VIOLATION			Grand Total		
	Charges	% of Chgs	Cases	Charges	% of Chgs	Cases	Charges	% of Chgs	Cases	Charges	% of Chgs	Cases	Charges	% of Chgs	Cases
Incarcerated Prison	1,885	41.6%	595	22	1.0%	15				2	0.7%	2	1,909	27.7%	598
Incarcerated Jail	526	11.6%	267	736	35.1%	379				17	6.3%	12	1,279	18.5%	549
Alternative: Home Incarceration				4	0.2%	2							4	0.1%	2
Alternative: Probation	2,021	44.6%	905	721	34.4%	380				9	3.3%	7	2,751	39.9%	926
Alternative: Cond. Discharged	64	1.4%	46	551	26.3%	284	1	100.0%	1	3	1.1%	1	619	9.0%	320
Alternative Sentence	1	0.0%	1	8	0.4%	7				26	9.6%	21	35	0.5%	27
Pay Fine	2	0.0%	2	13	0.6%	10				156	57.6%	109	171	2.5%	113
Pay Court Cost	1	0.0%	1	1	0.0%	1				3	1.1%	3	5	0.1%	5
Other Penalty	15	0.3%	12	26	1.2%	16				54	19.9%	37	95	1.4%	59
No Sentence	20	0.4%	15	14	0.7%	9				1	0.4%	1	35	0.5%	18
Grand Total	4,535	100.0%	1,774	2,096	100.0%	1,081	1	100.0%	1	271	100.0%	188	6,903	100.0%	2,139

27A.460(2) Percentages of fines, imprisonment, or other penalty assessment

Original & Final Plea Type

		GUILTY	NOT GUILTY	UNKNOWN PLEA TYPE	Grand Total
Felony Charges	Original Plea		59 (20.5%)	229 (79.5%)	288 (100.0%)
	Final Plea	40 (13.9%)	19 (6.6%)	229 (79.5%)	288 (100.0%)
Felony amended to Non-Felony	Original Plea			10 (100.0%)	10 (100.0%)
	Final Plea			10 (100.0%)	10 (100.0%)

27A.460(5) Percentage of pleas as charges

27A.460(6) Percentage of pleas to reduce charges

* A case may consist of one or multiple convicted charges, the distinct count of cases counts the case only once.

* Other Disposition types include: Denied, Extradition, Grand Jury, Granted, Merged, Mistrial, Grand Jury, Other, Remanded, and Sealed Records.

* See methodology notes for information on any cases or charges that may be excluded.



ADMINISTRATIVE OFFICE OF THE COURTS
Research and Statistics
 Annual Report FY 2024
 Circuit Court - Felony Criminal Cases

JOHNSON COUNTY

Cases can have multiple charges which are heard either by a Court Trial, Jury Trial, No Trial, or by a combination of trial types. Cases are categorized by how all the charges within the case were disposed. If all charges were disposed by the same trial type, it is counted in the separate category, otherwise, it is counted within the Mixed Trial category. If a charge had no trial type entered or it had No Trial, then it is counted in the No Trial category.

Cases by Trial Type
 27A.460(7), (8), (9), (10)

	Mixed Trial Typ..	No Trial	Grand Total
Felony Amended Down to Non-Felony		9 100.00%	9 100.00%
Felony Charges	3 1.58%	187 98.42%	190 100.00%
Felony Convictions	3 2.97%	98 97.03%	101 100.00%

- 27A.460(7) Percentage of disposition to guilty as charged by trial
- 27A.460(8) Percentage of those found guilty of lesser charge by trial
- 27A.460(9) Percentage of cases where jury trial taken
- 27A.460(10) Percentage of trials which are bench (court) trials

Shock Probation by Disposition Type
 27A.440(3)(b)

	Denied	Granted	Grand Total
0026090 SHOCK PROBATION IN FELONY CONVICTIONS	4 80.00%	1 20.00%	5 100.00%

27A.440(3)(b) Extracted data on shock probation shall be placed in the annual report of the Administrative Office of the Courts

- * A case may consist of one or multiple convicted charges, the distinct count of cases counts the case only once.
- * Other Disposition types include: Denied, Extradition, Grand Jury, Granted, Merged, Mistrial, Grand Jury, Other, Remanded, and Sealed Records.
- * See methodology notes for information on any cases or charges that may be excluded.



ADMINISTRATIVE OFFICE OF THE COURTS
Research and Statistics
Annual Report FY 2024
Circuit Court - Felony Criminal Cases

JOHNSON COUNTY

Youthful Offenders

There were 0 Felony level charges and 0 Non-Felony level charges disposed within 0 Circuit Criminal cases during the fiscal year. Non-Felony charges include Misdemeanor, Violation, Local Ordinance, or Other charges within those cases.

27A.460(11)

27A.460(11) The number of juvenile offenders tried as an adult

Of the 0 Felony level charges disposed within the Youthful Offender cases, 0 (None%) charges were convicted.

Youthful Offender

	Grand Total
Felony Charges by Disposition Type	0

Note: A youth charged prior to their 18th birthday, proceeded against as a youthful offender under KRS 635.020(7) may not be included in the above.

KRS 635.020(7) If a person who is eighteen (18) or older is charged with a felony that occurred prior to their eighteenth birthday, the court shall, upon motion of the county attorney made prior to adjudication and consultation with the Commonwealth's Attorney, the case may proceed in accordance with the provisions of KRS 640.010.

* A case may consist of one or multiple convicted charges, the distinct count of cases counts the case only once.

* Other Disposition types include: Denied, Extradition, Grand Jury, Granted, Merged, Mistrial, Grand Jury, Other, Remanded, and Sealed Records.

* See methodology notes for information on any cases or charges that may be excluded.

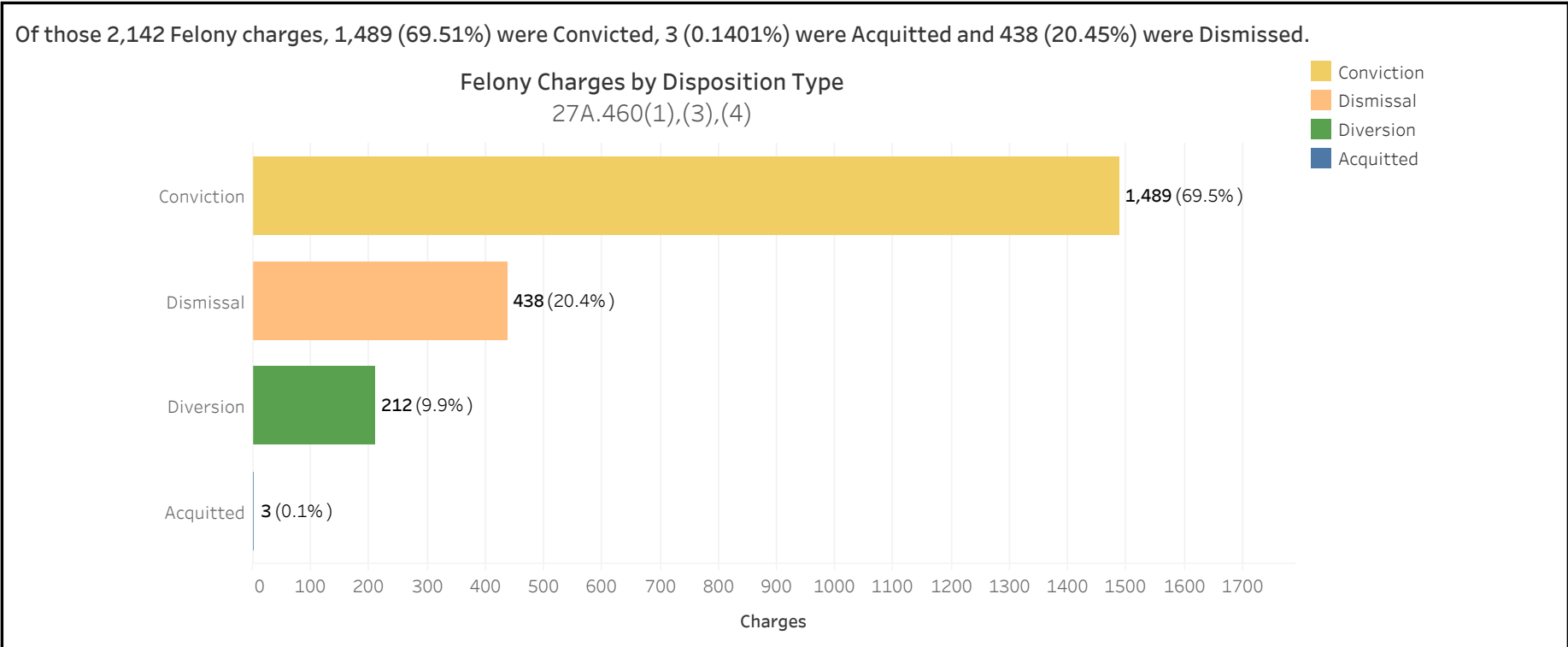


ADMINISTRATIVE OFFICE OF THE COURTS
Research and Statistics
 Annual Report FY 2024
 Circuit Court - Felony Criminal Cases

KENTON COUNTY

There were 2,142 Felony level charges and 45 Non-Felony level charges disposed within 1,495 Circuit Criminal cases during the Fiscal Year. Non-Felony charges include Misdemeanor, Violation, Local Ordinance or Other charges within those cases.

		Charges	Cases
KENTON	Felony	2,142	1,451
	Felony amended to Non-Felony	45	



27A.460(1) Conviction Percentages

27A.460(3) Percentage of Acquittals

27A.460(4) Percentage of Dismissals

* A case may consist of one or multiple convicted charges, the distinct count of cases counts the case only once.

* Other Disposition types include: Denied, Extradition, Grand Jury, Granted, Merged, Mistrial, Grand Jury, Other, Remanded, and Sealed Records.

* See methodology notes for information on any cases or charges that may be excluded.



ADMINISTRATIVE OFFICE OF THE COURTS
Research and Statistics
 Annual Report FY 2024
 Circuit Court - Felony Criminal Cases

KENTON COUNTY

Felony Charges Convicted by Highest Penalty Type

Penalty Type	FELONY			MISDEMEANOR			OTHER			VIOLATION			Grand Total		
	Charges	% of Chgs	Cases	Charges	% of Chgs	Cases	Charges	% of Chgs	Cases	Charges	% of Chgs	Cases	Charges	% of Chgs	Cases
Incarcerated Prison	1,885	41.6%	595	22	1.0%	15				2	0.7%	2	1,909	27.7%	598
Incarcerated Jail	526	11.6%	267	736	35.1%	379				17	6.3%	12	1,279	18.5%	549
Alternative: Home Incarceration				4	0.2%	2							4	0.1%	2
Alternative: Probation	2,021	44.6%	905	721	34.4%	380				9	3.3%	7	2,751	39.9%	926
Alternative: Cond. Discharged	64	1.4%	46	551	26.3%	284	1	100.0%	1	3	1.1%	1	619	9.0%	320
Alternative Sentence	1	0.0%	1	8	0.4%	7				26	9.6%	21	35	0.5%	27
Pay Fine	2	0.0%	2	13	0.6%	10				156	57.6%	109	171	2.5%	113
Pay Court Cost	1	0.0%	1	1	0.0%	1				3	1.1%	3	5	0.1%	5
Other Penalty	15	0.3%	12	26	1.2%	16				54	19.9%	37	95	1.4%	59
No Sentence	20	0.4%	15	14	0.7%	9				1	0.4%	1	35	0.5%	18
Grand Total	4,535	100.0%	1,774	2,096	100.0%	1,081	1	100.0%	1	271	100.0%	188	6,903	100.0%	2,139

27A.460(2) Percentages of fines, imprisonment, or other penalty assessment

Original & Final Plea Type

		GUILTY	NOT GUILTY	UNKNOWN PLEA TYPE	Grand Total
Felony Charges	Original Plea	8 (0.4%)	1,723 (80.4%)	411 (19.2%)	2,142 (100.0%)
	Final Plea	1,651 (77.1%)	80 (3.7%)	411 (19.2%)	2,142 (100.0%)
Felony amended to Non-Felony	Original Plea		8 (17.8%)	37 (82.2%)	45 (100.0%)
	Final Plea	7 (15.6%)	1 (2.2%)	37 (82.2%)	45 (100.0%)

27A.460(5) Percentage of pleas as charges

27A.460(6) Percentage of pleas to reduce charges

* A case may consist of one or multiple convicted charges, the distinct count of cases counts the case only once.

* Other Disposition types include: Denied, Extradition, Grand Jury, Granted, Merged, Mistrial, Grand Jury, Other, Remanded, and Sealed Records.

* See methodology notes for information on any cases or charges that may be excluded.



ADMINISTRATIVE OFFICE OF THE COURTS
Research and Statistics
 Annual Report FY 2024
 Circuit Court - Felony Criminal Cases

KENTON COUNTY

Cases can have multiple charges which are heard either by a Court Trial, Jury Trial, No Trial, or by a combination of trial types. Cases are categorized by how all the charges within the case were disposed. If all charges were disposed by the same trial type, it is counted in the separate category, otherwise, it is counted within the Mixed Trial category. If a charge had no trial type entered or it had No Trial, then it is counted in the No Trial category.

Cases by Trial Type
 27A.460(7), (8), (9), (10)

	Court Trial	Jury Trial	Mixed Trial Typ..	No Trial	Grand Total
Felony Amended Down to Non-Felony				44	44
				100.00%	100.00%
Felony Charges	1 0.07%	11 0.76%	109 7.51%	1,330 91.66%	1,451 100.00%
Felony Convictions	1 0.10%	10 0.96%	107 10.31%	920 88.63%	1,038 100.00%

- 27A.460(7) Percentage of disposition to guilty as charged by trial
- 27A.460(8) Percentage of those found guilty of lesser charge by trial
- 27A.460(9) Percentage of cases where jury trial taken
- 27A.460(10) Percentage of trials which are bench (court) trials

Shock Probation by Disposition Type
 27A.440(3)(b)

	Denied	Granted	Vacated	Withdrawn	Grand Total
0026090 SHOCK PROBATION IN FELONY CONVICTIONS	84	5	5	1	95
	88.42%	5.26%	5.26%	1.05%	100.00%

27A.440(3)(b) Extracted data on shock probation shall be placed in the annual report of the Administrative Office of the Courts

* A case may consist of one or multiple convicted charges, the distinct count of cases counts the case only once.
 * Other Disposition types include: Denied, Extradition, Grand Jury, Granted, Merged, Mistrial, Grand Jury, Other, Remanded, and Sealed Records.
 * See methodology notes for information on any cases or charges that may be excluded.



ADMINISTRATIVE OFFICE OF THE COURTS
Research and Statistics
 Annual Report FY 2024
 Circuit Court - Felony Criminal Cases

KENTON COUNTY

Youthful Offenders

There were 15 Felony level charges and 0 Non-Felony level charges disposed within 6 Circuit Criminal cases during the fiscal year. Non-Felony charges include Misdemeanor, Violation, Local Ordinance, or Other charges within those cases.

27A.460(11)

	Charges	Cases
Felony	15	6
Felony Amended to Non-Felony	0	0

27A.460(11) The number of juvenile offenders tried as an adult

Of the 15 Felony level charges disposed within the Youthful Offender cases, 15 (100.0%) charges were convicted.

Youthful Offender

	Conviction	Grand Total
Felony Charges by Disposition Type	15	15

Note: A youth charged prior to their 18th birthday, proceeded against as a youthful offender under KRS 635.020(7) may not be included in the above.

KRS 635.020(7) If a person who is eighteen (18) or older is charged with a felony that occurred prior to their eighteenth birthday, the court shall, upon motion of the county attorney made prior to adjudication and consultation with the Commonwealth's Attorney, the case may proceed in accordance with the provisions of KRS 640.010.

- * A case may consist of one or multiple convicted charges, the distinct count of cases counts the case only once.
- * Other Disposition types include: Denied, Extradition, Grand Jury, Granted, Merged, Mistrial, Grand Jury, Other, Remanded, and Sealed Records.
- * See methodology notes for information on any cases or charges that may be excluded.

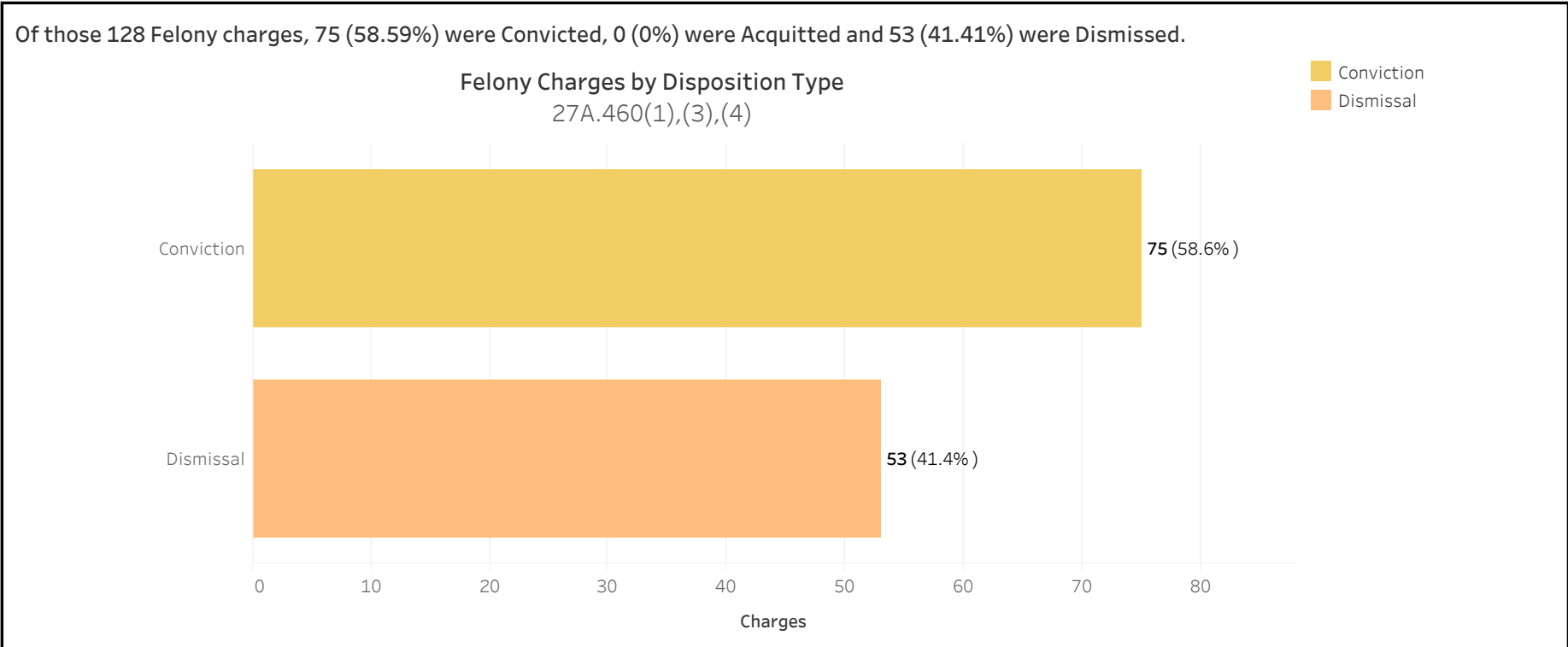


ADMINISTRATIVE OFFICE OF THE COURTS
Research and Statistics
 Annual Report FY 2024
 Circuit Court - Felony Criminal Cases

KNOTT COUNTY

There were 128 Felony level charges and 10 Non-Felony level charges disposed within 95 Circuit Criminal cases during the Fiscal Year. Non-Felony charges include Misdemeanor, Violation, Local Ordinance or Other charges within those cases.

		Charges	Cases
KNOTT	Felony	128	85
	Felony amended to Non-Felony	10	



27A.460(1) Conviction Percentages

27A.460(3) Percentage of Acquittals

27A.460(4) Percentage of Dismissals

* A case may consist of one or multiple convicted charges, the distinct count of cases counts the case only once.

* Other Disposition types include: Denied, Extradition, Grand Jury, Granted, Merged, Mistrial, Grand Jury, Other, Remanded, and Sealed Records.

* See methodology notes for information on any cases or charges that may be excluded.



ADMINISTRATIVE OFFICE OF THE COURTS
Research and Statistics
 Annual Report FY 2024
 Circuit Court - Felony Criminal Cases

KNOTT COUNTY

Felony Charges Convicted by Highest Penalty Type

Penalty Type	FELONY			MISDEMEANOR			OTHER			VIOLATION			Grand Total		
	Charges	% of Chgs	Cases	Charges	% of Chgs	Cases	Charges	% of Chgs	Cases	Charges	% of Chgs	Cases	Charges	% of Chgs	Cases
Incarcerated Prison	1,885	41.6%	595	22	1.0%	15				2	0.7%	2	1,909	27.7%	598
Incarcerated Jail	526	11.6%	267	736	35.1%	379				17	6.3%	12	1,279	18.5%	549
Alternative: Home Incarceration				4	0.2%	2							4	0.1%	2
Alternative: Probation	2,021	44.6%	905	721	34.4%	380				9	3.3%	7	2,751	39.9%	926
Alternative: Cond. Discharged	64	1.4%	46	551	26.3%	284	1	100.0%	1	3	1.1%	1	619	9.0%	320
Alternative Sentence	1	0.0%	1	8	0.4%	7				26	9.6%	21	35	0.5%	27
Pay Fine	2	0.0%	2	13	0.6%	10				156	57.6%	109	171	2.5%	113
Pay Court Cost	1	0.0%	1	1	0.0%	1				3	1.1%	3	5	0.1%	5
Other Penalty	15	0.3%	12	26	1.2%	16				54	19.9%	37	95	1.4%	59
No Sentence	20	0.4%	15	14	0.7%	9				1	0.4%	1	35	0.5%	18
Grand Total	4,535	100.0%	1,774	2,096	100.0%	1,081	1	100.0%	1	271	100.0%	188	6,903	100.0%	2,139

27A.460(2) Percentages of fines, imprisonment, or other penalty assessment

Original & Final Plea Type

		UNKNOWN PLEA TYPE	Grand Total
Felony Charges	Original Plea	128 (100.0%)	128 (100.0%)
	Final Plea	128 (100.0%)	128 (100.0%)
Felony amended to Non-Felony	Original Plea	10 (100.0%)	10 (100.0%)
	Final Plea	10 (100.0%)	10 (100.0%)

27A.460(5) Percentage of pleas as charges

27A.460(6) Percentage of pleas to reduce charges

* A case may consist of one or multiple convicted charges, the distinct count of cases counts the case only once.

* Other Disposition types include: Denied, Extradition, Grand Jury, Granted, Merged, Mistrial, Grand Jury, Other, Remanded, and Sealed Records.

* See methodology notes for information on any cases or charges that may be excluded.



ADMINISTRATIVE OFFICE OF THE COURTS
Research and Statistics
 Annual Report FY 2024
 Circuit Court - Felony Criminal Cases

KNOTT COUNTY

Cases can have multiple charges which are heard either by a Court Trial, Jury Trial, No Trial, or by a combination of trial types. Cases are categorized by how all the charges within the case were disposed. If all charges were disposed by the same trial type, it is counted in the separate category, otherwise, it is counted within the Mixed Trial category. If a charge had no trial type entered or it had No Trial, then it is counted in the No Trial category.

Cases by Trial Type
 27A.460(7), (8), (9), (10)

	No Trial	Grand Total
Felony Amended Down to Non-Felony	10 100.0%	10 100.0%
Felony Charges	85 100.0%	85 100.0%
Felony Convictions	67 100.0%	67 100.0%

- 27A.460(7) Percentage of disposition to guilty as charged by trial
- 27A.460(8) Percentage of those found guilty of lesser charge by trial
- 27A.460(9) Percentage of cases where jury trial taken
- 27A.460(10) Percentage of trials which are bench (court) trials

Shock Probation by Disposition Type
 27A.440(3)(b)

	Grand Total
0	0

27A.440(3)(b) Extracted data on shock probation shall be placed in the annual report of the Administrative Office of the Courts

- * A case may consist of one or multiple convicted charges, the distinct count of cases counts the case only once.
- * Other Disposition types include: Denied, Extradition, Grand Jury, Granted, Merged, Mistrial, Grand Jury, Other, Remanded, and Sealed Records.
- * See methodology notes for information on any cases or charges that may be excluded.



ADMINISTRATIVE OFFICE OF THE COURTS
Research and Statistics
Annual Report FY 2024
Circuit Court - Felony Criminal Cases

KNOTT COUNTY

Youthful Offenders

There were 0 Felony level charges and 0 Non-Felony level charges disposed within 0 Circuit Criminal cases during the fiscal year. Non-Felony charges include Misdemeanor, Violation, Local Ordinance, or Other charges within those cases.

27A.460(11)

27A.460(11) The number of juvenile offenders tried as an adult

Of the 0 Felony level charges disposed within the Youthful Offender cases, 0 (None%) charges were convicted.

Youthful Offender

	Grand Total
Felony Charges by Disposition Type	0

Note: A youth charged prior to their 18th birthday, proceeded against as a youthful offender under KRS 635.020(7) may not be included in the above.

KRS 635.020(7) If a person who is eighteen (18) or older is charged with a felony that occurred prior to their eighteenth birthday, the court shall, upon motion of the county attorney made prior to adjudication and consultation with the Commonwealth's Attorney, the case may proceed in accordance with the provisions of KRS 640.010.

* A case may consist of one or multiple convicted charges, the distinct count of cases counts the case only once.

* Other Disposition types include: Denied, Extradition, Grand Jury, Granted, Merged, Mistrial, Grand Jury, Other, Remanded, and Sealed Records.

* See methodology notes for information on any cases or charges that may be excluded.

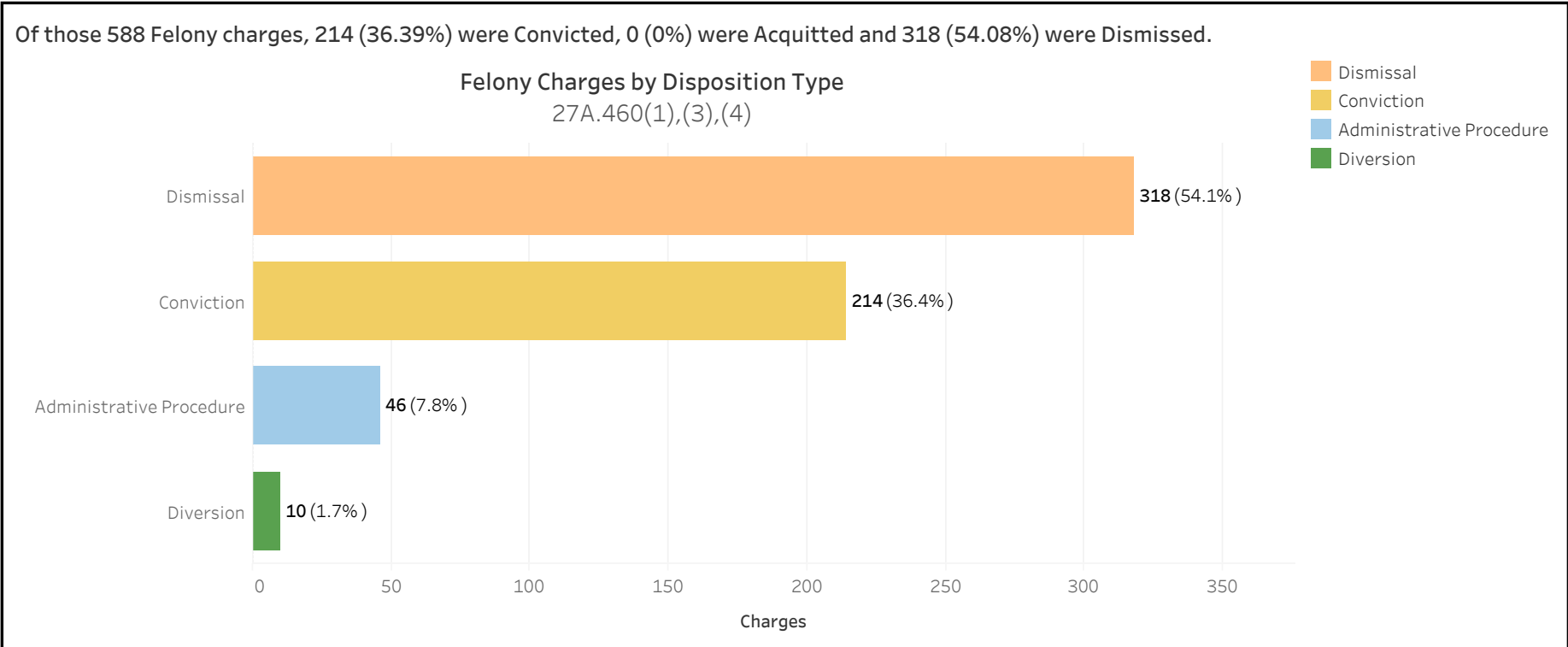


ADMINISTRATIVE OFFICE OF THE COURTS
Research and Statistics
 Annual Report FY 2024
 Circuit Court - Felony Criminal Cases

KNOX COUNTY

There were 588 Felony level charges and 3 Non-Felony level charges disposed within 269 Circuit Criminal cases during the Fiscal Year. Non-Felony charges include Misdemeanor, Violation, Local Ordinance or Other charges within those cases.

		Charges	Cases
KNOX	Felony	588	267
	Felony amended to Non-Felony	3	



27A.460(1) Conviction Percentages

27A.460(3) Percentage of Acquittals

27A.460(4) Percentage of Dismissals

* A case may consist of one or multiple convicted charges, the distinct count of cases counts the case only once.

* Other Disposition types include: Denied, Extradition, Grand Jury, Granted, Merged, Mistrial, Grand Jury, Other, Remanded, and Sealed Records.

* See methodology notes for information on any cases or charges that may be excluded.



ADMINISTRATIVE OFFICE OF THE COURTS
Research and Statistics
 Annual Report FY 2024
 Circuit Court - Felony Criminal Cases

KNOX COUNTY

Felony Charges Convicted by Highest Penalty Type

Penalty Type	FELONY			MISDEMEANOR			OTHER			VIOLATION			Grand Total		
	Charges	% of Chgs	Cases	Charges	% of Chgs	Cases	Charges	% of Chgs	Cases	Charges	% of Chgs	Cases	Charges	% of Chgs	Cases
Incarcerated Prison	1,885	41.6%	595	22	1.0%	15				2	0.7%	2	1,909	27.7%	598
Incarcerated Jail	526	11.6%	267	736	35.1%	379				17	6.3%	12	1,279	18.5%	549
Alternative: Home Incarceration				4	0.2%	2							4	0.1%	2
Alternative: Probation	2,021	44.6%	905	721	34.4%	380				9	3.3%	7	2,751	39.9%	926
Alternative: Cond. Discharged	64	1.4%	46	551	26.3%	284	1	100.0%	1	3	1.1%	1	619	9.0%	320
Alternative Sentence	1	0.0%	1	8	0.4%	7				26	9.6%	21	35	0.5%	27
Pay Fine	2	0.0%	2	13	0.6%	10				156	57.6%	109	171	2.5%	113
Pay Court Cost	1	0.0%	1	1	0.0%	1				3	1.1%	3	5	0.1%	5
Other Penalty	15	0.3%	12	26	1.2%	16				54	19.9%	37	95	1.4%	59
No Sentence	20	0.4%	15	14	0.7%	9				1	0.4%	1	35	0.5%	18
Grand Total	4,535	100.0%	1,774	2,096	100.0%	1,081	1	100.0%	1	271	100.0%	188	6,903	100.0%	2,139

27A.460(2) Percentages of fines, imprisonment, or other penalty assessment

Original & Final Plea Type

		GUILTY	NOT GUILTY	UNKNOWN PLEA TYPE	Grand Total
Felony Charges	Original Plea	3 (0.5%)	36 (6.1%)	549 (93.4%)	588 (100.0%)
	Final Plea	7 (1.2%)	32 (5.4%)	549 (93.4%)	588 (100.0%)
Felony amended to Non-Felony	Original Plea			3 (100.0%)	3 (100.0%)
	Final Plea			3 (100.0%)	3 (100.0%)

27A.460(5) Percentage of pleas as charges

27A.460(6) Percentage of pleas to reduce charges

* A case may consist of one or multiple convicted charges, the distinct count of cases counts the case only once.

* Other Disposition types include: Denied, Extradition, Grand Jury, Granted, Merged, Mistrial, Grand Jury, Other, Remanded, and Sealed Records.

* See methodology notes for information on any cases or charges that may be excluded.



ADMINISTRATIVE OFFICE OF THE COURTS
Research and Statistics
 Annual Report FY 2024
 Circuit Court - Felony Criminal Cases

KNOX COUNTY

Cases can have multiple charges which are heard either by a Court Trial, Jury Trial, No Trial, or by a combination of trial types. Cases are categorized by how all the charges within the case were disposed. If all charges were disposed by the same trial type, it is counted in the separate category, otherwise, it is counted within the Mixed Trial category. If a charge had no trial type entered or it had No Trial, then it is counted in the No Trial category.

Cases by Trial Type
 27A.460(7), (8), (9), (10)

	Jury Trial	Mixed Trial Typ..	No Trial	Grand Total
Felony Amended Down to Non-Felony		1 50.00%	1 50.00%	2 100.00%
Felony Charges	4 1.50%	11 4.12%	252 94.38%	267 100.00%
Felony Convictions	4 2.40%	11 6.59%	152 91.02%	167 100.00%

- 27A.460(7) Percentage of disposition to guilty as charged by trial
- 27A.460(8) Percentage of those found guilty of lesser charge by trial
- 27A.460(9) Percentage of cases where jury trial taken
- 27A.460(10) Percentage of trials which are bench (court) trials

Shock Probation by Disposition Type
 27A.440(3)(b)

	Denied	Grand Total
0026090 SHOCK PROBATION IN FELONY CONVICTIONS	2 100.00%	2 100.00%

27A.440(3)(b) Extracted data on shock probation shall be placed in the annual report of the Administrative Office of the Courts

- * A case may consist of one or multiple convicted charges, the distinct count of cases counts the case only once.
- * Other Disposition types include: Denied, Extradition, Grand Jury, Granted, Merged, Mistrial, Grand Jury, Other, Remanded, and Sealed Records.
- * See methodology notes for information on any cases or charges that may be excluded.



ADMINISTRATIVE OFFICE OF THE COURTS
Research and Statistics
 Annual Report FY 2024
 Circuit Court - Felony Criminal Cases

KNOX COUNTY

Youthful Offenders

There were 0 Felony level charges and 0 Non-Felony level charges disposed within 0 Circuit Criminal cases during the fiscal year. Non-Felony charges include Misdemeanor, Violation, Local Ordinance, or Other charges within those cases.

27A.460(11)

27A.460(11) The number of juvenile offenders tried as an adult

Of the 0 Felony level charges disposed within the Youthful Offender cases, 0 (None%) charges were convicted.

Youthful Offender

Felony Charges by Disposition Type	0	Grand Total 0

Note: A youth charged prior to their 18th birthday, proceeded against as a youthful offender under KRS 635.020(7) may not be included in the above.

KRS 635.020(7) If a person who is eighteen (18) or older is charged with a felony that occurred prior to their eighteenth birthday, the court shall, upon motion of the county attorney made prior to adjudication and consultation with the Commonwealth's Attorney, the case may proceed in accordance with the provisions of KRS 640.010.

* A case may consist of one or multiple convicted charges, the distinct count of cases counts the case only once.

* Other Disposition types include: Denied, Extradition, Grand Jury, Granted, Merged, Mistrial, Grand Jury, Other, Remanded, and Sealed Records.

* See methodology notes for information on any cases or charges that may be excluded.

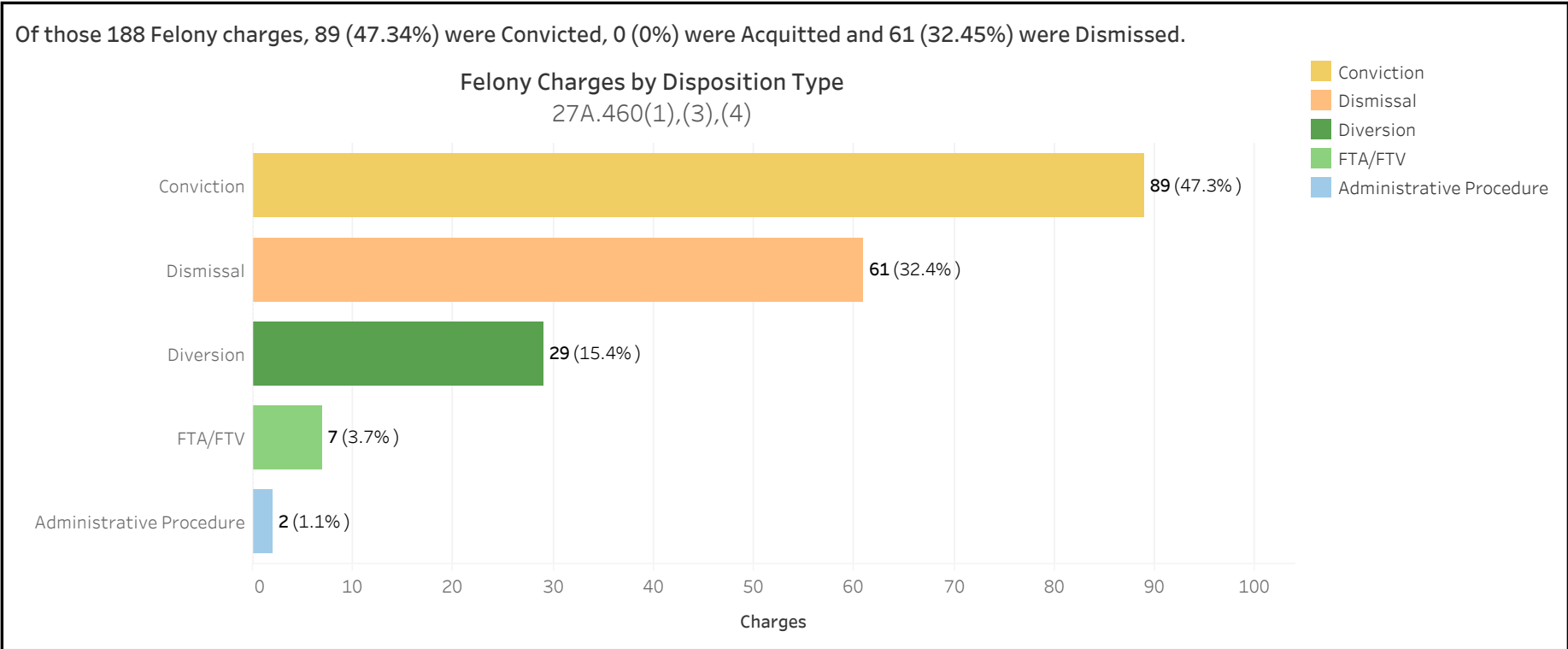


ADMINISTRATIVE OFFICE OF THE COURTS
Research and Statistics
 Annual Report FY 2024
 Circuit Court - Felony Criminal Cases

LARUE COUNTY

There were 188 Felony level charges and 37 Non-Felony level charges disposed within 132 Circuit Criminal cases during the Fiscal Year. Non-Felony charges include Misdemeanor, Violation, Local Ordinance or Other charges within those cases.

		Charges	Cases
LARUE	Felony	188	102
	Felony amended to Non-Felony	37	



27A.460(1) Conviction Percentages

27A.460(3) Percentage of Acquittals

27A.460(4) Percentage of Dismissals

* A case may consist of one or multiple convicted charges, the distinct count of cases counts the case only once.

* Other Disposition types include: Denied, Extradition, Grand Jury, Granted, Merged, Mistrial, Grand Jury, Other, Remanded, and Sealed Records.

* See methodology notes for information on any cases or charges that may be excluded.



ADMINISTRATIVE OFFICE OF THE COURTS
Research and Statistics
 Annual Report FY 2024
 Circuit Court - Felony Criminal Cases

LARUE COUNTY

Felony Charges Convicted by Highest Penalty Type

Penalty Type	FELONY			MISDEMEANOR			OTHER			VIOLATION			Grand Total		
	Charges	% of Chgs	Cases	Charges	% of Chgs	Cases	Charges	% of Chgs	Cases	Charges	% of Chgs	Cases	Charges	% of Chgs	Cases
Incarcerated Prison	1,885	41.6%	595	22	1.0%	15				2	0.7%	2	1,909	27.7%	598
Incarcerated Jail	526	11.6%	267	736	35.1%	379				17	6.3%	12	1,279	18.5%	549
Alternative: Home Incarceration				4	0.2%	2							4	0.1%	2
Alternative: Probation	2,021	44.6%	905	721	34.4%	380				9	3.3%	7	2,751	39.9%	926
Alternative: Cond. Discharged	64	1.4%	46	551	26.3%	284	1	100.0%	1	3	1.1%	1	619	9.0%	320
Alternative Sentence	1	0.0%	1	8	0.4%	7				26	9.6%	21	35	0.5%	27
Pay Fine	2	0.0%	2	13	0.6%	10				156	57.6%	109	171	2.5%	113
Pay Court Cost	1	0.0%	1	1	0.0%	1				3	1.1%	3	5	0.1%	5
Other Penalty	15	0.3%	12	26	1.2%	16				54	19.9%	37	95	1.4%	59
No Sentence	20	0.4%	15	14	0.7%	9				1	0.4%	1	35	0.5%	18
Grand Total	4,535	100.0%	1,774	2,096	100.0%	1,081	1	100.0%	1	271	100.0%	188	6,903	100.0%	2,139

27A.460(2) Percentages of fines, imprisonment, or other penalty assessment

Original & Final Plea Type

		GUILTY	NOT GUILTY	UNKNOWN PLEA TYPE	Grand Total
Felony Charges	Original Plea		12 (6.4%)	176 (93.6%)	188 (100.0%)
	Final Plea	12 (6.4%)		176 (93.6%)	188 (100.0%)
Felony amended to Non-Felony	Original Plea		2 (5.4%)	35 (94.6%)	37 (100.0%)
	Final Plea	2 (5.4%)	1 (2.7%)	34 (91.9%)	37 (100.0%)

27A.460(5) Percentage of pleas as charges

27A.460(6) Percentage of pleas to reduce charges

* A case may consist of one or multiple convicted charges, the distinct count of cases counts the case only once.

* Other Disposition types include: Denied, Extradition, Grand Jury, Granted, Merged, Mistrial, Grand Jury, Other, Remanded, and Sealed Records.

* See methodology notes for information on any cases or charges that may be excluded.



ADMINISTRATIVE OFFICE OF THE COURTS
Research and Statistics
 Annual Report FY 2024
 Circuit Court - Felony Criminal Cases

LARUE COUNTY

Cases can have multiple charges which are heard either by a Court Trial, Jury Trial, No Trial, or by a combination of trial types. Cases are categorized by how all the charges within the case were disposed. If all charges were disposed by the same trial type, it is counted in the separate category, otherwise, it is counted within the Mixed Trial category. If a charge had no trial type entered or it had No Trial, then it is counted in the No Trial category.

Cases by Trial Type
 27A.460(7), (8), (9), (10)

	Jury Trial	Mixed Trial Typ..	No Trial	Grand Total
Felony Amended Down to Non-Felony			30	30
			100.00%	100.00%
Felony Charges	1	4	97	102
	0.98%	3.92%	95.10%	100.00%
Felony Convictions	1	4	44	49
	2.04%	8.16%	89.80%	100.00%

- 27A.460(7) Percentage of disposition to guilty as charged by trial
- 27A.460(8) Percentage of those found guilty of lesser charge by trial
- 27A.460(9) Percentage of cases where jury trial taken
- 27A.460(10) Percentage of trials which are bench (court) trials

Shock Probation by Disposition Type
 27A.440(3)(b)

	Denied	Withdrawn	Grand Total
0026090 SHOCK PROBATION IN FELONY CONVICTIONS	2	1	3
	66.67%	33.33%	100.00%

27A.440(3)(b) Extracted data on shock probation shall be placed in the annual report of the Administrative Office of the Courts

* A case may consist of one or multiple convicted charges, the distinct count of cases counts the case only once.
 * Other Disposition types include: Denied, Extradition, Grand Jury, Granted, Merged, Mistrial, Grand Jury, Other, Remanded, and Sealed Records.
 * See methodology notes for information on any cases or charges that may be excluded.



ADMINISTRATIVE OFFICE OF THE COURTS
Research and Statistics
Annual Report FY 2024
Circuit Court - Felony Criminal Cases

LARUE COUNTY

Youthful Offenders

There were 0 Felony level charges and 0 Non-Felony level charges disposed within 0 Circuit Criminal cases during the fiscal year. Non-Felony charges include Misdemeanor, Violation, Local Ordinance, or Other charges within those cases.

27A.460(11)

27A.460(11) The number of juvenile offenders tried as an adult

Of the 0 Felony level charges disposed within the Youthful Offender cases, 0 (None%) charges were convicted.

Youthful Offender

	Grand Total
Felony Charges by Disposition Type	0

Note: A youth charged prior to their 18th birthday, proceeded against as a youthful offender under KRS 635.020(7) may not be included in the above.

KRS 635.020(7) If a person who is eighteen (18) or older is charged with a felony that occurred prior to their eighteenth birthday, the court shall, upon motion of the county attorney made prior to adjudication and consultation with the Commonwealth's Attorney, the case may proceed in accordance with the provisions of KRS 640.010.

* A case may consist of one or multiple convicted charges, the distinct count of cases counts the case only once.

* Other Disposition types include: Denied, Extradition, Grand Jury, Granted, Merged, Mistrial, Grand Jury, Other, Remanded, and Sealed Records.

* See methodology notes for information on any cases or charges that may be excluded.

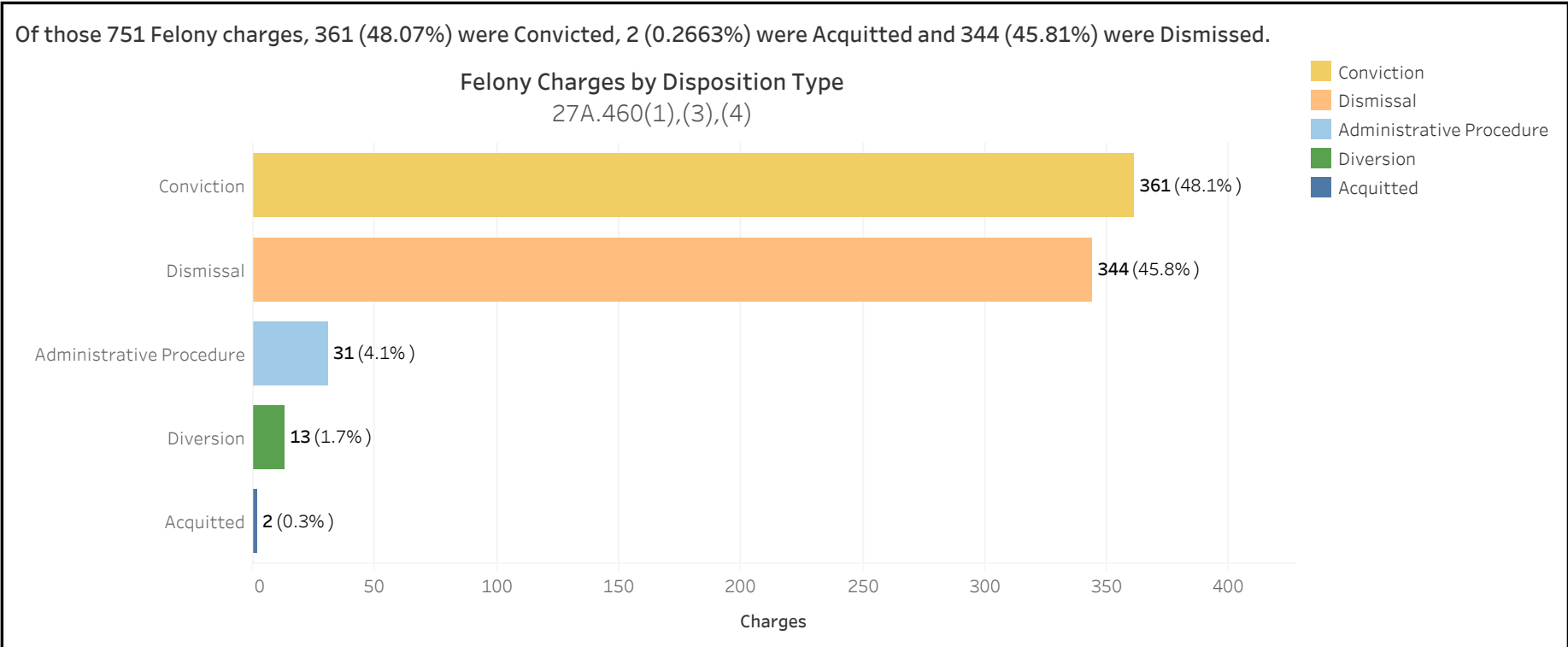


ADMINISTRATIVE OFFICE OF THE COURTS
Research and Statistics
 Annual Report FY 2024
 Circuit Court - Felony Criminal Cases

LAUREL COUNTY

There were 751 Felony level charges and 12 Non-Felony level charges disposed within 390 Circuit Criminal cases during the Fiscal Year. Non-Felony charges include Misdemeanor, Violation, Local Ordinance or Other charges within those cases.

		Charges	Cases
LAUREL	Felony	751	378
	Felony amended to Non-Felony	12	



27A.460(1) Conviction Percentages

27A.460(3) Percentage of Acquittals

27A.460(4) Percentage of Dismissals

* A case may consist of one or multiple convicted charges, the distinct count of cases counts the case only once.

* Other Disposition types include: Denied, Extradition, Grand Jury, Granted, Merged, Mistrial, Grand Jury, Other, Remanded, and Sealed Records.

* See methodology notes for information on any cases or charges that may be excluded.



ADMINISTRATIVE OFFICE OF THE COURTS
Research and Statistics
 Annual Report FY 2024
 Circuit Court - Felony Criminal Cases

LAUREL COUNTY

Felony Charges Convicted by Highest Penalty Type

Penalty Type	FELONY			MISDEMEANOR			OTHER			VIOLATION			Grand Total		
	Charges	% of Chgs	Cases	Charges	% of Chgs	Cases	Charges	% of Chgs	Cases	Charges	% of Chgs	Cases	Charges	% of Chgs	Cases
Incarcerated Prison	1,885	41.6%	595	22	1.0%	15				2	0.7%	2	1,909	27.7%	598
Incarcerated Jail	526	11.6%	267	736	35.1%	379				17	6.3%	12	1,279	18.5%	549
Alternative: Home Incarceration				4	0.2%	2							4	0.1%	2
Alternative: Probation	2,021	44.6%	905	721	34.4%	380				9	3.3%	7	2,751	39.9%	926
Alternative: Cond. Discharged	64	1.4%	46	551	26.3%	284	1	100.0%	1	3	1.1%	1	619	9.0%	320
Alternative Sentence	1	0.0%	1	8	0.4%	7				26	9.6%	21	35	0.5%	27
Pay Fine	2	0.0%	2	13	0.6%	10				156	57.6%	109	171	2.5%	113
Pay Court Cost	1	0.0%	1	1	0.0%	1				3	1.1%	3	5	0.1%	5
Other Penalty	15	0.3%	12	26	1.2%	16				54	19.9%	37	95	1.4%	59
No Sentence	20	0.4%	15	14	0.7%	9				1	0.4%	1	35	0.5%	18
Grand Total	4,535	100.0%	1,774	2,096	100.0%	1,081	1	100.0%	1	271	100.0%	188	6,903	100.0%	2,139

27A.460(2) Percentages of fines, imprisonment, or other penalty assessment

Original & Final Plea Type

		GUILTY	NOT GUILTY	UNKNOWN PLEA TYPE	Grand Total
Felony Charges	Original Plea		106 (14.1%)	645 (85.9%)	751 (100.0%)
	Final Plea	118 (15.7%)		633 (84.3%)	751 (100.0%)
Felony amended to Non-Felony	Original Plea			12 (100.0%)	12 (100.0%)
	Final Plea			12 (100.0%)	12 (100.0%)

27A.460(5) Percentage of pleas as charges

27A.460(6) Percentage of pleas to reduce charges

* A case may consist of one or multiple convicted charges, the distinct count of cases counts the case only once.

* Other Disposition types include: Denied, Extradition, Grand Jury, Granted, Merged, Mistrial, Grand Jury, Other, Remanded, and Sealed Records.

* See methodology notes for information on any cases or charges that may be excluded.



ADMINISTRATIVE OFFICE OF THE COURTS
Research and Statistics
 Annual Report FY 2024
 Circuit Court - Felony Criminal Cases

LAUREL COUNTY

Cases can have multiple charges which are heard either by a Court Trial, Jury Trial, No Trial, or by a combination of trial types. Cases are categorized by how all the charges within the case were disposed. If all charges were disposed by the same trial type, it is counted in the separate category, otherwise, it is counted within the Mixed Trial category. If a charge had no trial type entered or it had No Trial, then it is counted in the No Trial category.

Cases by Trial Type
 27A.460(7), (8), (9), (10)

	Mixed Trial Typ..	No Trial	Grand Total
Felony Amended Down to Non-Felony		12 100.00%	12 100.00%
Felony Charges	38 10.05%	340 89.95%	378 100.00%
Felony Convictions	25 8.83%	258 91.17%	283 100.00%

- 27A.460(7) Percentage of disposition to guilty as charged by trial
- 27A.460(8) Percentage of those found guilty of lesser charge by trial
- 27A.460(9) Percentage of cases where jury trial taken
- 27A.460(10) Percentage of trials which are bench (court) trials

Shock Probation by Disposition Type
 27A.440(3)(b)

	Denied	Granted	Vacated	Grand Total
0026090 SHOCK PROBATION IN FELONY CONVICTIONS	8 80.00%	1 10.00%	1 10.00%	10 100.00%

27A.440(3)(b) Extracted data on shock probation shall be placed in the annual report of the Administrative Office of the Courts

- * A case may consist of one or multiple convicted charges, the distinct count of cases counts the case only once.
- * Other Disposition types include: Denied, Extradition, Grand Jury, Granted, Merged, Mistrial, Grand Jury, Other, Remanded, and Sealed Records.
- * See methodology notes for information on any cases or charges that may be excluded.



ADMINISTRATIVE OFFICE OF THE COURTS
Research and Statistics
 Annual Report FY 2024
 Circuit Court - Felony Criminal Cases

LAUREL COUNTY

Youthful Offenders

There were 0 Felony level charges and 0 Non-Felony level charges disposed within 0 Circuit Criminal cases during the fiscal year. Non-Felony charges include Misdemeanor, Violation, Local Ordinance, or Other charges within those cases.

27A.460(11)

27A.460(11) The number of juvenile offenders tried as an adult

Of the 0 Felony level charges disposed within the Youthful Offender cases, 0 (None%) charges were convicted.

Youthful Offender

	Grand Total
Felony Charges by Disposition Type	0

Note: A youth charged prior to their 18th birthday, proceeded against as a youthful offender under KRS 635.020(7) may not be included in the above.

KRS 635.020(7) If a person who is eighteen (18) or older is charged with a felony that occurred prior to their eighteenth birthday, the court shall, upon motion of the county attorney made prior to adjudication and consultation with the Commonwealth's Attorney, the case may proceed in accordance with the provisions of KRS 640.010.

- * A case may consist of one or multiple convicted charges, the distinct count of cases counts the case only once.
- * Other Disposition types include: Denied, Extradition, Grand Jury, Granted, Merged, Mistrial, Grand Jury, Other, Remanded, and Sealed Records.
- * See methodology notes for information on any cases or charges that may be excluded.

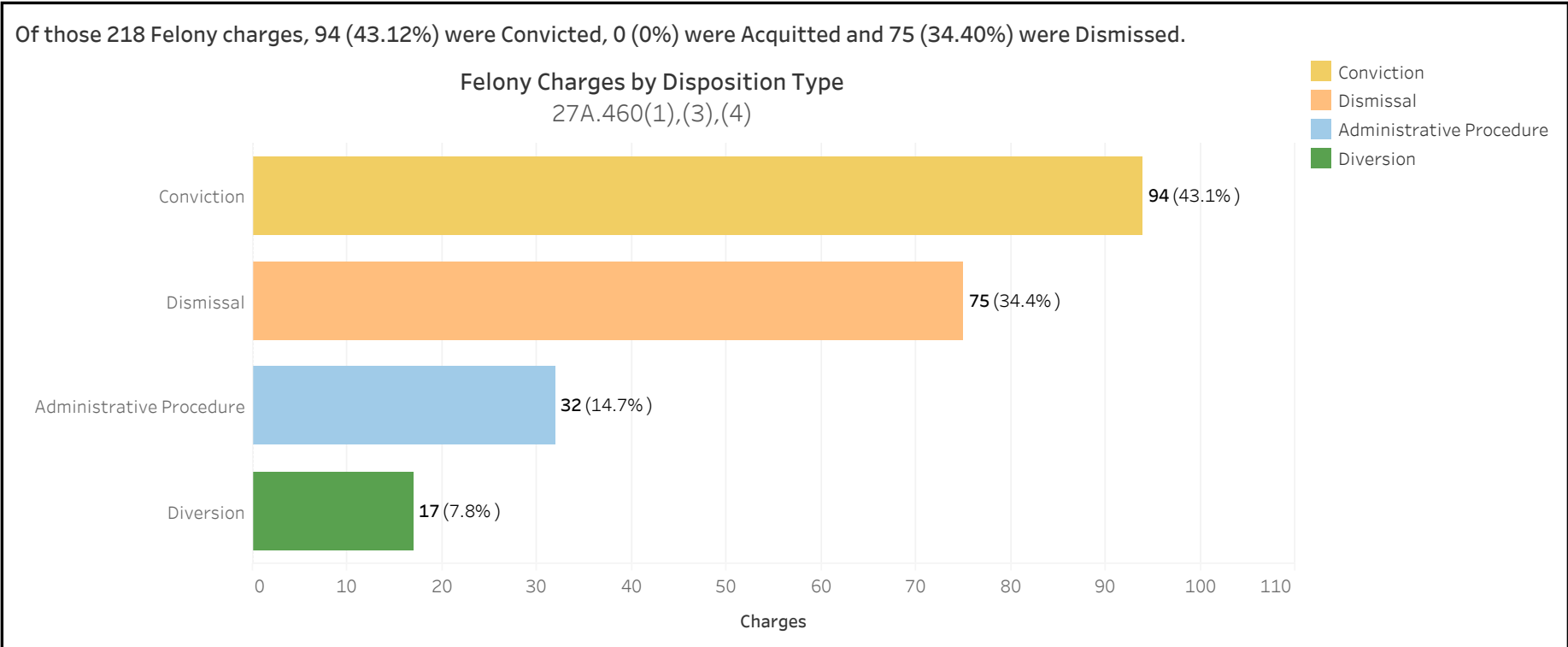


ADMINISTRATIVE OFFICE OF THE COURTS
Research and Statistics
 Annual Report FY 2024
 Circuit Court - Felony Criminal Cases

LAWRENCE COUNTY

There were 218 Felony level charges and 18 Non-Felony level charges disposed within 140 Circuit Criminal cases during the Fiscal Year. Non-Felony charges include Misdemeanor, Violation, Local Ordinance or Other charges within those cases.

		Charges	Cases
LAWRENCE	Felony	218	123
	Felony amended to Non-Felony	18	



27A.460(1) Conviction Percentages

27A.460(3) Percentage of Acquittals

27A.460(4) Percentage of Dismissals

* A case may consist of one or multiple convicted charges, the distinct count of cases counts the case only once.

* Other Disposition types include: Denied, Extradition, Grand Jury, Granted, Merged, Mistrial, Grand Jury, Other, Remanded, and Sealed Records.

* See methodology notes for information on any cases or charges that may be excluded.



ADMINISTRATIVE OFFICE OF THE COURTS
Research and Statistics
 Annual Report FY 2024
 Circuit Court - Felony Criminal Cases

LAWRENCE COUNTY

Felony Charges Convicted by Highest Penalty Type

Penalty Type	FELONY			MISDEMEANOR			OTHER			VIOLATION			Grand Total		
	Charges	% of Chgs	Cases	Charges	% of Chgs	Cases	Charges	% of Chgs	Cases	Charges	% of Chgs	Cases	Charges	% of Chgs	Cases
Incarcerated Prison	1,885	41.6%	595	22	1.0%	15				2	0.7%	2	1,909	27.7%	598
Incarcerated Jail	526	11.6%	267	736	35.1%	379				17	6.3%	12	1,279	18.5%	549
Alternative: Home Incarceration				4	0.2%	2							4	0.1%	2
Alternative: Probation	2,021	44.6%	905	721	34.4%	380				9	3.3%	7	2,751	39.9%	926
Alternative: Cond. Discharged	64	1.4%	46	551	26.3%	284	1	100.0%	1	3	1.1%	1	619	9.0%	320
Alternative Sentence	1	0.0%	1	8	0.4%	7				26	9.6%	21	35	0.5%	27
Pay Fine	2	0.0%	2	13	0.6%	10				156	57.6%	109	171	2.5%	113
Pay Court Cost	1	0.0%	1	1	0.0%	1				3	1.1%	3	5	0.1%	5
Other Penalty	15	0.3%	12	26	1.2%	16				54	19.9%	37	95	1.4%	59
No Sentence	20	0.4%	15	14	0.7%	9				1	0.4%	1	35	0.5%	18
Grand Total	4,535	100.0%	1,774	2,096	100.0%	1,081	1	100.0%	1	271	100.0%	188	6,903	100.0%	2,139

27A.460(2) Percentages of fines, imprisonment, or other penalty assessment

Original & Final Plea Type

		GUILTY	NOT GUILTY	UNKNOWN PLEA TYPE	Grand Total
Felony Charges	Original Plea		66 (30.3%)	152 (69.7%)	218 (100.0%)
	Final Plea	56 (25.7%)	10 (4.6%)	152 (69.7%)	218 (100.0%)
Felony amended to Non-Felony	Original Plea		1 (5.6%)	17 (94.4%)	18 (100.0%)
	Final Plea		1 (5.6%)	17 (94.4%)	18 (100.0%)

27A.460(5) Percentage of pleas as charges

27A.460(6) Percentage of pleas to reduce charges

* A case may consist of one or multiple convicted charges, the distinct count of cases counts the case only once.

* Other Disposition types include: Denied, Extradition, Grand Jury, Granted, Merged, Mistrial, Grand Jury, Other, Remanded, and Sealed Records.

* See methodology notes for information on any cases or charges that may be excluded.



ADMINISTRATIVE OFFICE OF THE COURTS
Research and Statistics
 Annual Report FY 2024
 Circuit Court - Felony Criminal Cases

LAWRENCE COUNTY

Cases can have multiple charges which are heard either by a Court Trial, Jury Trial, No Trial, or by a combination of trial types. Cases are categorized by how all the charges within the case were disposed. If all charges were disposed by the same trial type, it is counted in the separate category, otherwise, it is counted within the Mixed Trial category. If a charge had no trial type entered or it had No Trial, then it is counted in the No Trial category.

Cases by Trial Type
 27A.460(7), (8), (9), (10)

	No Trial	Grand Total
Felony Amended Down to Non-Felony	17 100.0%	17 100.0%
Felony Charges	123 100.0%	123 100.0%
Felony Convictions	58 100.0%	58 100.0%

- 27A.460(7) Percentage of disposition to guilty as charged by trial
- 27A.460(8) Percentage of those found guilty of lesser charge by trial
- 27A.460(9) Percentage of cases where jury trial taken
- 27A.460(10) Percentage of trials which are bench (court) trials

Shock Probation by Disposition Type
 27A.440(3)(b)

	Grand Total
0	0

27A.440(3)(b) Extracted data on shock probation shall be placed in the annual report of the Administrative Office of the Courts

- * A case may consist of one or multiple convicted charges, the distinct count of cases counts the case only once.
- * Other Disposition types include: Denied, Extradition, Grand Jury, Granted, Merged, Mistrial, Grand Jury, Other, Remanded, and Sealed Records.
- * See methodology notes for information on any cases or charges that may be excluded.



ADMINISTRATIVE OFFICE OF THE COURTS
Research and Statistics
Annual Report FY 2024
Circuit Court - Felony Criminal Cases

LAWRENCE COUNTY

Youthful Offenders

There were 0 Felony level charges and 0 Non-Felony level charges disposed within 0 Circuit Criminal cases during the fiscal year. Non-Felony charges include Misdemeanor, Violation, Local Ordinance, or Other charges within those cases.

27A.460(11)

27A.460(11) The number of juvenile offenders tried as an adult

Of the 0 Felony level charges disposed within the Youthful Offender cases, 0 (None%) charges were convicted.

Youthful Offender

	Grand Total
Felony Charges by Disposition Type	0

Note: A youth charged prior to their 18th birthday, proceeded against as a youthful offender under KRS 635.020(7) may not be included in the above.

KRS 635.020(7) If a person who is eighteen (18) or older is charged with a felony that occurred prior to their eighteenth birthday, the court shall, upon motion of the county attorney made prior to adjudication and consultation with the Commonwealth's Attorney, the case may proceed in accordance with the provisions of KRS 640.010.

* A case may consist of one or multiple convicted charges, the distinct count of cases counts the case only once.

* Other Disposition types include: Denied, Extradition, Grand Jury, Granted, Merged, Mistrial, Grand Jury, Other, Remanded, and Sealed Records.

* See methodology notes for information on any cases or charges that may be excluded.

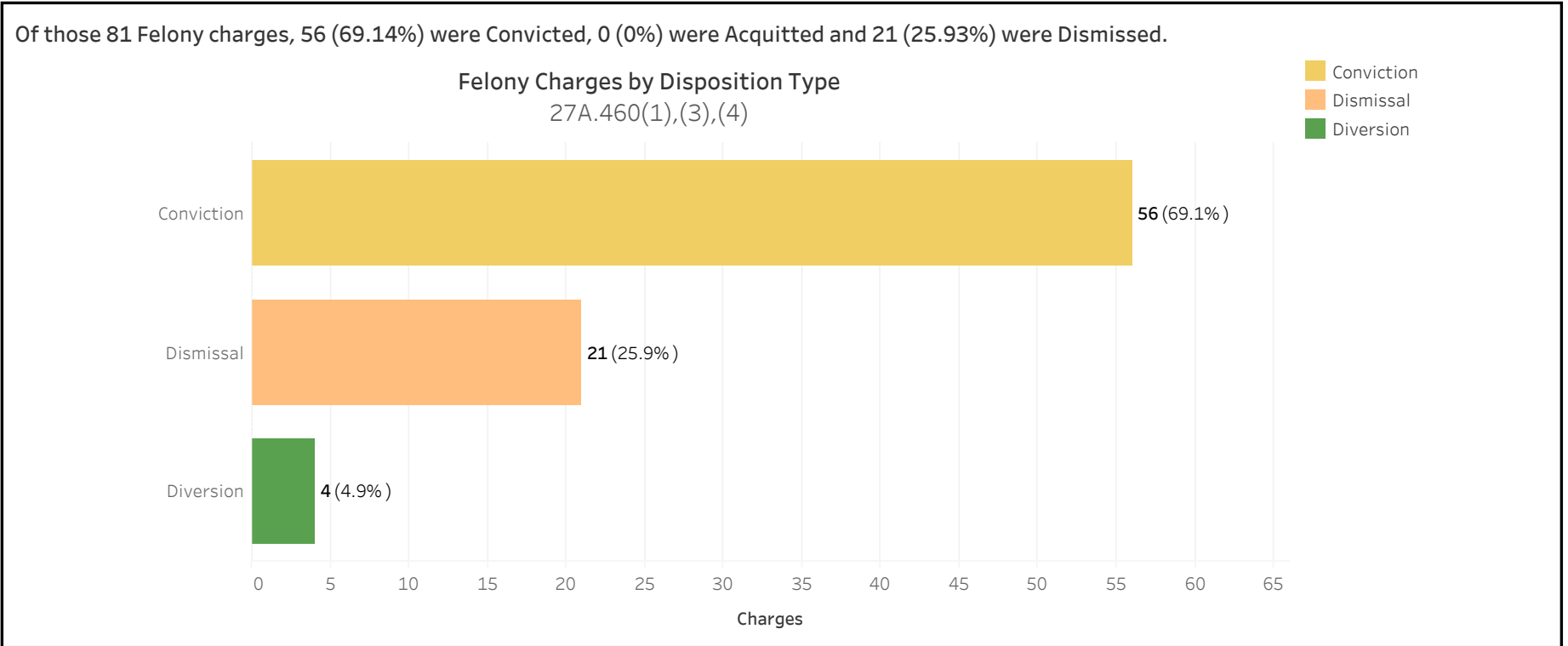


ADMINISTRATIVE OFFICE OF THE COURTS
Research and Statistics
 Annual Report FY 2024
 Circuit Court - Felony Criminal Cases

LEE COUNTY

There were 81 Felony level charges and 2 Non-Felony level charges disposed within 49 Circuit Criminal cases during the Fiscal Year. Non-Felony charges include Misdemeanor, Violation, Local Ordinance or Other charges within those cases.

		Charges	Cases
LEE	Felony	81	47
	Felony amended to Non-Felony	2	



27A.460(1) Conviction Percentages

27A.460(3) Percentage of Acquittals

27A.460(4) Percentage of Dismissals

* A case may consist of one or multiple convicted charges, the distinct count of cases counts the case only once.

* Other Disposition types include: Denied, Extradition, Grand Jury, Granted, Merged, Mistrial, Grand Jury, Other, Remanded, and Sealed Records.

* See methodology notes for information on any cases or charges that may be excluded.



ADMINISTRATIVE OFFICE OF THE COURTS
Research and Statistics
 Annual Report FY 2024
 Circuit Court - Felony Criminal Cases

LEE COUNTY

Felony Charges Convicted by Highest Penalty Type

Penalty Type	FELONY			MISDEMEANOR			OTHER			VIOLATION			Grand Total		
	Charges	% of Chgs	Cases	Charges	% of Chgs	Cases	Charges	% of Chgs	Cases	Charges	% of Chgs	Cases	Charges	% of Chgs	Cases
Incarcerated Prison	1,885	41.6%	595	22	1.0%	15				2	0.7%	2	1,909	27.7%	598
Incarcerated Jail	526	11.6%	267	736	35.1%	379				17	6.3%	12	1,279	18.5%	549
Alternative: Home Incarceration				4	0.2%	2							4	0.1%	2
Alternative: Probation	2,021	44.6%	905	721	34.4%	380				9	3.3%	7	2,751	39.9%	926
Alternative: Cond. Discharged	64	1.4%	46	551	26.3%	284	1	100.0%	1	3	1.1%	1	619	9.0%	320
Alternative Sentence	1	0.0%	1	8	0.4%	7				26	9.6%	21	35	0.5%	27
Pay Fine	2	0.0%	2	13	0.6%	10				156	57.6%	109	171	2.5%	113
Pay Court Cost	1	0.0%	1	1	0.0%	1				3	1.1%	3	5	0.1%	5
Other Penalty	15	0.3%	12	26	1.2%	16				54	19.9%	37	95	1.4%	59
No Sentence	20	0.4%	15	14	0.7%	9				1	0.4%	1	35	0.5%	18
Grand Total	4,535	100.0%	1,774	2,096	100.0%	1,081	1	100.0%	1	271	100.0%	188	6,903	100.0%	2,139

27A.460(2) Percentages of fines, imprisonment, or other penalty assessment

Original & Final Plea Type

		GUILTY	NOT GUILTY	UNKNOWN PLEA TYPE	Grand Total
Felony Charges	Original Plea	17 (21.0%)	47 (58.0%)	17 (21.0%)	81 (100.0%)
	Final Plea	64 (79.0%)		17 (21.0%)	81 (100.0%)
Felony amended to Non-Felony	Original Plea			2 (100.0%)	2 (100.0%)
	Final Plea			2 (100.0%)	2 (100.0%)

27A.460(5) Percentage of pleas as charges

27A.460(6) Percentage of pleas to reduce charges

* A case may consist of one or multiple convicted charges, the distinct count of cases counts the case only once.

* Other Disposition types include: Denied, Extradition, Grand Jury, Granted, Merged, Mistrial, Grand Jury, Other, Remanded, and Sealed Records.

* See methodology notes for information on any cases or charges that may be excluded.



ADMINISTRATIVE OFFICE OF THE COURTS
Research and Statistics
 Annual Report FY 2024
 Circuit Court - Felony Criminal Cases

LEE COUNTY

Cases can have multiple charges which are heard either by a Court Trial, Jury Trial, No Trial, or by a combination of trial types. Cases are categorized by how all the charges within the case were disposed. If all charges were disposed by the same trial type, it is counted in the separate category, otherwise, it is counted within the Mixed Trial category. If a charge had no trial type entered or it had No Trial, then it is counted in the No Trial category.

Cases by Trial Type
 27A.460(7), (8), (9), (10)

	No Trial	Grand Total
Felony Amended Down to Non-Felony	2 100.0%	2 100.0%
Felony Charges	47 100.0%	47 100.0%
Felony Convictions	37 100.0%	37 100.0%

- 27A.460(7) Percentage of disposition to guilty as charged by trial
- 27A.460(8) Percentage of those found guilty of lesser charge by trial
- 27A.460(9) Percentage of cases where jury trial taken
- 27A.460(10) Percentage of trials which are bench (court) trials

Shock Probation by Disposition Type
 27A.440(3)(b)

	Grand Total
0	0

27A.440(3)(b) Extracted data on shock probation shall be placed in the annual report of the Administrative Office of the Courts

- * A case may consist of one or multiple convicted charges, the distinct count of cases counts the case only once.
- * Other Disposition types include: Denied, Extradition, Grand Jury, Granted, Merged, Mistrial, Grand Jury, Other, Remanded, and Sealed Records.
- * See methodology notes for information on any cases or charges that may be excluded.



ADMINISTRATIVE OFFICE OF THE COURTS
Research and Statistics
 Annual Report FY 2024
 Circuit Court - Felony Criminal Cases

LEE COUNTY

Youthful Offenders

There were 0 Felony level charges and 0 Non-Felony level charges disposed within 0 Circuit Criminal cases during the fiscal year. Non-Felony charges include Misdemeanor, Violation, Local Ordinance, or Other charges within those cases.

27A.460(11)

27A.460(11) The number of juvenile offenders tried as an adult

Of the 0 Felony level charges disposed within the Youthful Offender cases, 0 (None%) charges were convicted.

Youthful Offender

Felony Charges by Disposition Type	0	Grand Total 0

Note: A youth charged prior to their 18th birthday, proceeded against as a youthful offender under KRS 635.020(7) may not be included in the above.

KRS 635.020(7) If a person who is eighteen (18) or older is charged with a felony that occurred prior to their eighteenth birthday, the court shall, upon motion of the county attorney made prior to adjudication and consultation with the Commonwealth's Attorney, the case may proceed in accordance with the provisions of KRS 640.010.

* A case may consist of one or multiple convicted charges, the distinct count of cases counts the case only once.

* Other Disposition types include: Denied, Extradition, Grand Jury, Granted, Merged, Mistrial, Grand Jury, Other, Remanded, and Sealed Records.

* See methodology notes for information on any cases or charges that may be excluded.

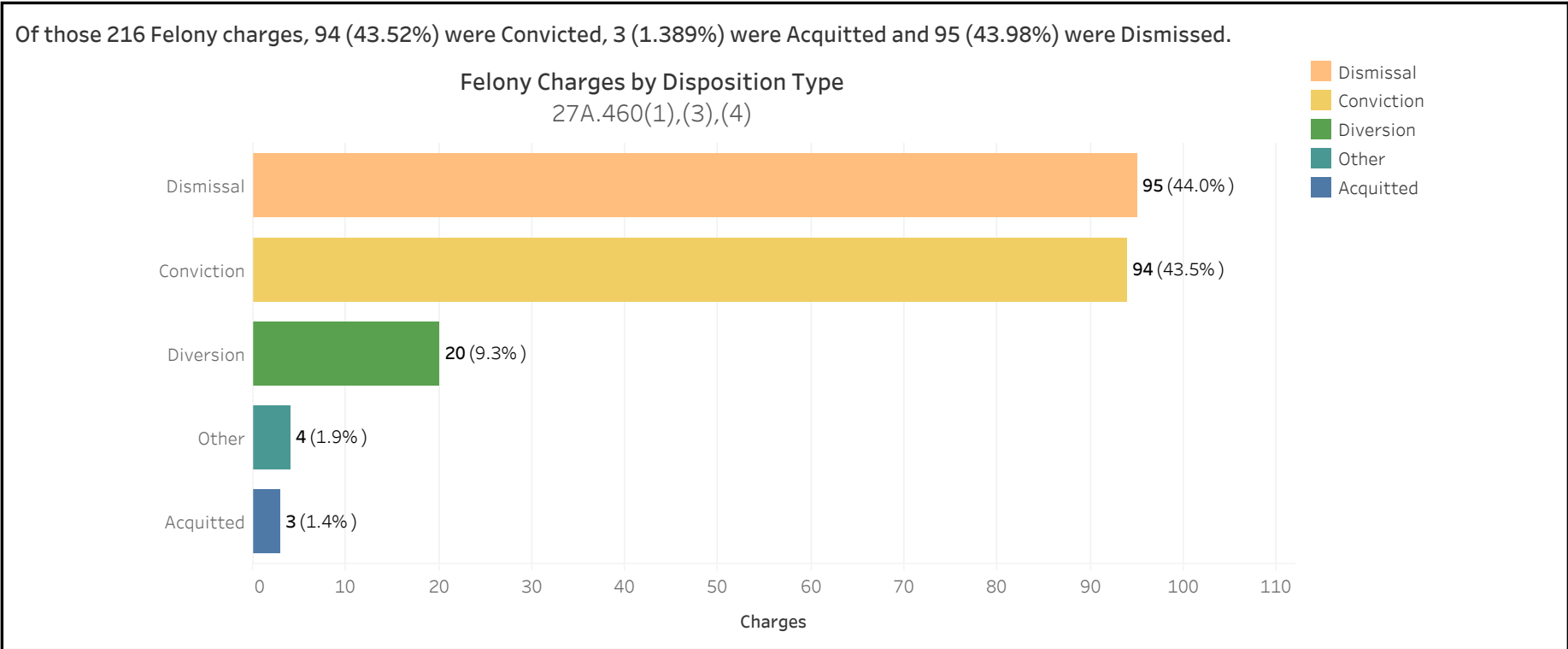


ADMINISTRATIVE OFFICE OF THE COURTS
Research and Statistics
 Annual Report FY 2024
 Circuit Court - Felony Criminal Cases

LESLIE COUNTY

There were 216 Felony level charges and 8 Non-Felony level charges disposed within 122 Circuit Criminal cases during the Fiscal Year. Non-Felony charges include Misdemeanor, Violation, Local Ordinance or Other charges within those cases.

		Charges	Cases
LESLIE	Felony	216	115
	Felony amended to Non-Felony	8	



27A.460(1) Conviction Percentages

27A.460(3) Percentage of Acquittals

27A.460(4) Percentage of Dismissals

* A case may consist of one or multiple convicted charges, the distinct count of cases counts the case only once.

* Other Disposition types include: Denied, Extradition, Grand Jury, Granted, Merged, Mistrial, Grand Jury, Other, Remanded, and Sealed Records.

* See methodology notes for information on any cases or charges that may be excluded.



ADMINISTRATIVE OFFICE OF THE COURTS
Research and Statistics
 Annual Report FY 2024
 Circuit Court - Felony Criminal Cases

LESLIE COUNTY

Felony Charges Convicted by Highest Penalty Type

Penalty Type	FELONY			MISDEMEANOR			OTHER			VIOLATION			Grand Total		
	Charges	% of Chgs	Cases	Charges	% of Chgs	Cases	Charges	% of Chgs	Cases	Charges	% of Chgs	Cases	Charges	% of Chgs	Cases
Incarcerated Prison	1,885	41.6%	595	22	1.0%	15				2	0.7%	2	1,909	27.7%	598
Incarcerated Jail	526	11.6%	267	736	35.1%	379				17	6.3%	12	1,279	18.5%	549
Alternative: Home Incarceration				4	0.2%	2							4	0.1%	2
Alternative: Probation	2,021	44.6%	905	721	34.4%	380				9	3.3%	7	2,751	39.9%	926
Alternative: Cond. Discharged	64	1.4%	46	551	26.3%	284	1	100.0%	1	3	1.1%	1	619	9.0%	320
Alternative Sentence	1	0.0%	1	8	0.4%	7				26	9.6%	21	35	0.5%	27
Pay Fine	2	0.0%	2	13	0.6%	10				156	57.6%	109	171	2.5%	113
Pay Court Cost	1	0.0%	1	1	0.0%	1				3	1.1%	3	5	0.1%	5
Other Penalty	15	0.3%	12	26	1.2%	16				54	19.9%	37	95	1.4%	59
No Sentence	20	0.4%	15	14	0.7%	9				1	0.4%	1	35	0.5%	18
Grand Total	4,535	100.0%	1,774	2,096	100.0%	1,081	1	100.0%	1	271	100.0%	188	6,903	100.0%	2,139

27A.460(2) Percentages of fines, imprisonment, or other penalty assessment

Original & Final Plea Type

		GUILTY	NOT GUILTY	UNKNOWN PLEA TYPE	Grand Total
Felony Charges	Original Plea		1 (0.5%)	215 (99.5%)	216 (100.0%)
	Final Plea	1 (0.5%)		215 (99.5%)	216 (100.0%)
Felony amended to Non-Felony	Original Plea			8 (100.0%)	8 (100.0%)
	Final Plea			8 (100.0%)	8 (100.0%)

27A.460(5) Percentage of pleas as charges

27A.460(6) Percentage of pleas to reduce charges

* A case may consist of one or multiple convicted charges, the distinct count of cases counts the case only once.

* Other Disposition types include: Denied, Extradition, Grand Jury, Granted, Merged, Mistrial, Grand Jury, Other, Remanded, and Sealed Records.

* See methodology notes for information on any cases or charges that may be excluded.



ADMINISTRATIVE OFFICE OF THE COURTS
Research and Statistics
 Annual Report FY 2024
 Circuit Court - Felony Criminal Cases

LESLIE COUNTY

Cases can have multiple charges which are heard either by a Court Trial, Jury Trial, No Trial, or by a combination of trial types. Cases are categorized by how all the charges within the case were disposed. If all charges were disposed by the same trial type, it is counted in the separate category, otherwise, it is counted within the Mixed Trial category. If a charge had no trial type entered or it had No Trial, then it is counted in the No Trial category.

Cases by Trial Type
 27A.460(7), (8), (9), (10)

	Mixed Trial Typ..	No Trial	Grand Total
Felony Amended Down to Non-Felony		7 100.00%	7 100.00%
Felony Charges	5 4.35%	110 95.65%	115 100.00%
Felony Convictions	2 2.99%	65 97.01%	67 100.00%

- 27A.460(7) Percentage of disposition to guilty as charged by trial
- 27A.460(8) Percentage of those found guilty of lesser charge by trial
- 27A.460(9) Percentage of cases where jury trial taken
- 27A.460(10) Percentage of trials which are bench (court) trials

Shock Probation by Disposition Type
 27A.440(3)(b)

	Denied	Granted	Grand Total
0026090 SHOCK PROBATION IN FELONY CONVICTIONS	9 75.00%	3 25.00%	12 100.00%

27A.440(3)(b) Extracted data on shock probation shall be placed in the annual report of the Administrative Office of the Courts

* A case may consist of one or multiple convicted charges, the distinct count of cases counts the case only once.
 * Other Disposition types include: Denied, Extradition, Grand Jury, Granted, Merged, Mistrial, Grand Jury, Other, Remanded, and Sealed Records.
 * See methodology notes for information on any cases or charges that may be excluded.



ADMINISTRATIVE OFFICE OF THE COURTS
Research and Statistics
 Annual Report FY 2024
 Circuit Court - Felony Criminal Cases

LESLIE COUNTY

Youthful Offenders

There were 0 Felony level charges and 0 Non-Felony level charges disposed within 0 Circuit Criminal cases during the fiscal year. Non-Felony charges include Misdemeanor, Violation, Local Ordinance, or Other charges within those cases.

27A.460(11)

27A.460(11) The number of juvenile offenders tried as an adult

Of the 0 Felony level charges disposed within the Youthful Offender cases, 0 (None%) charges were convicted.

Youthful Offender

Felony Charges by Disposition Type	0	Grand Total	0

Note: A youth charged prior to their 18th birthday, proceeded against as a youthful offender under KRS 635.020(7) may not be included in the above.

KRS 635.020(7) If a person who is eighteen (18) or older is charged with a felony that occurred prior to their eighteenth birthday, the court shall, upon motion of the county attorney made prior to adjudication and consultation with the Commonwealth's Attorney, the case may proceed in accordance with the provisions of KRS 640.010.

* A case may consist of one or multiple convicted charges, the distinct count of cases counts the case only once.

* Other Disposition types include: Denied, Extradition, Grand Jury, Granted, Merged, Mistrial, Grand Jury, Other, Remanded, and Sealed Records.

* See methodology notes for information on any cases or charges that may be excluded.

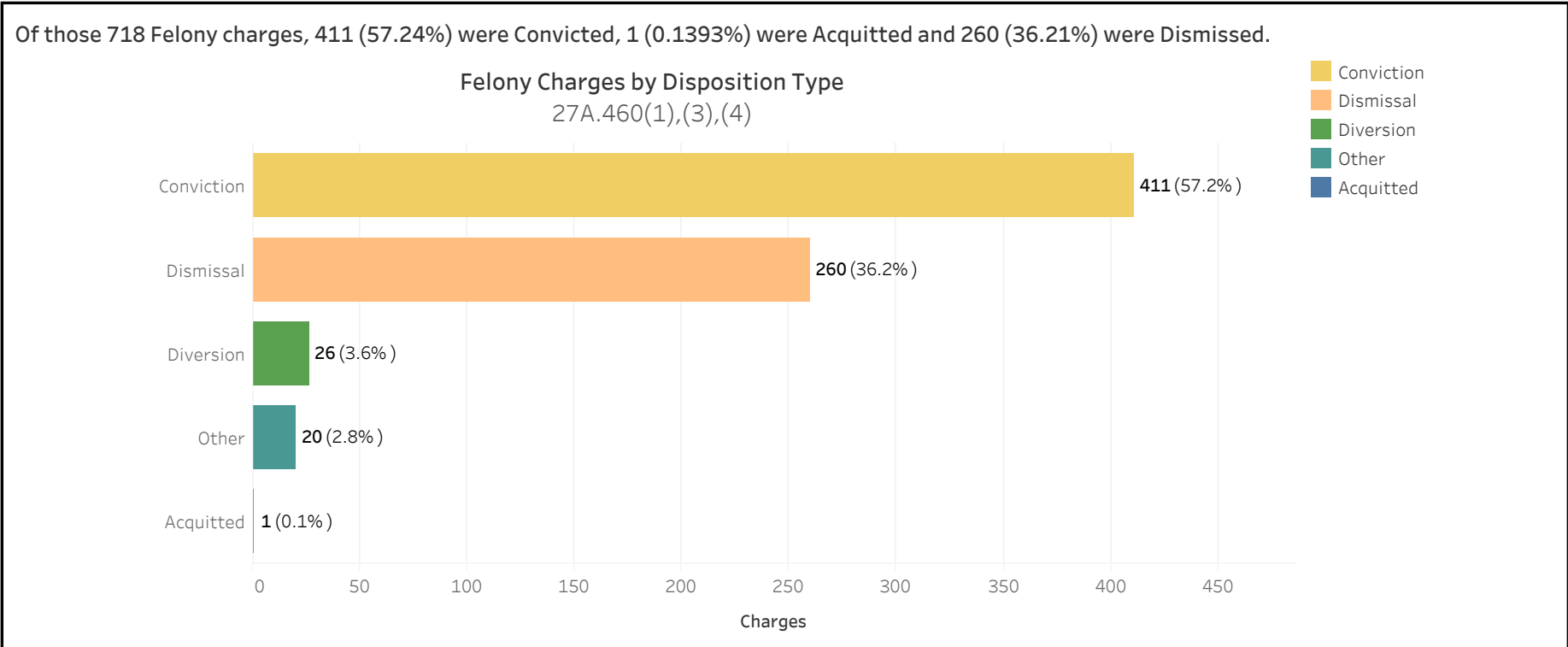


ADMINISTRATIVE OFFICE OF THE COURTS
Research and Statistics
 Annual Report FY 2024
 Circuit Court - Felony Criminal Cases

LETCHER COUNTY

There were 718 Felony level charges and 42 Non-Felony level charges disposed within 350 Circuit Criminal cases during the Fiscal Year. Non-Felony charges include Misdemeanor, Violation, Local Ordinance or Other charges within those cases.

		Charges	Cases
LETCHER	Felony	718	318
	Felony amended to Non-Felony	42	



27A.460(1) Conviction Percentages

27A.460(3) Percentage of Acquittals

27A.460(4) Percentage of Dismissals

* A case may consist of one or multiple convicted charges, the distinct count of cases counts the case only once.

* Other Disposition types include: Denied, Extradition, Grand Jury, Granted, Merged, Mistrial, Grand Jury, Other, Remanded, and Sealed Records.

* See methodology notes for information on any cases or charges that may be excluded.



ADMINISTRATIVE OFFICE OF THE COURTS
Research and Statistics
 Annual Report FY 2024
 Circuit Court - Felony Criminal Cases

LETCHER COUNTY

Felony Charges Convicted by Highest Penalty Type

Penalty Type	FELONY			MISDEMEANOR			OTHER			VIOLATION			Grand Total		
	Charges	% of Chgs	Cases	Charges	% of Chgs	Cases	Charges	% of Chgs	Cases	Charges	% of Chgs	Cases	Charges	% of Chgs	Cases
Incarcerated Prison	1,885	41.6%	595	22	1.0%	15				2	0.7%	2	1,909	27.7%	598
Incarcerated Jail	526	11.6%	267	736	35.1%	379				17	6.3%	12	1,279	18.5%	549
Alternative: Home Incarceration				4	0.2%	2							4	0.1%	2
Alternative: Probation	2,021	44.6%	905	721	34.4%	380				9	3.3%	7	2,751	39.9%	926
Alternative: Cond. Discharged	64	1.4%	46	551	26.3%	284	1	100.0%	1	3	1.1%	1	619	9.0%	320
Alternative Sentence	1	0.0%	1	8	0.4%	7				26	9.6%	21	35	0.5%	27
Pay Fine	2	0.0%	2	13	0.6%	10				156	57.6%	109	171	2.5%	113
Pay Court Cost	1	0.0%	1	1	0.0%	1				3	1.1%	3	5	0.1%	5
Other Penalty	15	0.3%	12	26	1.2%	16				54	19.9%	37	95	1.4%	59
No Sentence	20	0.4%	15	14	0.7%	9				1	0.4%	1	35	0.5%	18
Grand Total	4,535	100.0%	1,774	2,096	100.0%	1,081	1	100.0%	1	271	100.0%	188	6,903	100.0%	2,139

27A.460(2) Percentages of fines, imprisonment, or other penalty assessment

Original & Final Plea Type

		GUILTY	NOT GUILTY	UNKNOWN PLEA TYPE	Grand Total
Felony Charges	Original Plea		411 (57.2%)	307 (42.8%)	718 (100.0%)
	Final Plea	410 (57.1%)	1 (0.1%)	307 (42.8%)	718 (100.0%)
Felony amended to Non-Felony	Original Plea			42 (100.0%)	42 (100.0%)
	Final Plea			42 (100.0%)	42 (100.0%)

27A.460(5) Percentage of pleas as charges

27A.460(6) Percentage of pleas to reduce charges

* A case may consist of one or multiple convicted charges, the distinct count of cases counts the case only once.

* Other Disposition types include: Denied, Extradition, Grand Jury, Granted, Merged, Mistrial, Grand Jury, Other, Remanded, and Sealed Records.

* See methodology notes for information on any cases or charges that may be excluded.



ADMINISTRATIVE OFFICE OF THE COURTS
Research and Statistics
 Annual Report FY 2024
 Circuit Court - Felony Criminal Cases

LETCHER COUNTY

Cases can have multiple charges which are heard either by a Court Trial, Jury Trial, No Trial, or by a combination of trial types. Cases are categorized by how all the charges within the case were disposed. If all charges were disposed by the same trial type, it is counted in the separate category, otherwise, it is counted within the Mixed Trial category. If a charge had no trial type entered or it had No Trial, then it is counted in the No Trial category.

Cases by Trial Type
 27A.460(7), (8), (9), (10)

	Mixed Trial Typ..	No Trial	Grand Total
Felony Amended Down to Non-Felony		32	32
		100.00%	100.00%
Felony Charges	2 0.63%	316	318
		99.37%	100.00%
Felony Convictions		176	176
		100.00%	100.00%

- 27A.460(7) Percentage of disposition to guilty as charged by trial
- 27A.460(8) Percentage of those found guilty of lesser charge by trial
- 27A.460(9) Percentage of cases where jury trial taken
- 27A.460(10) Percentage of trials which are bench (court) trials

Shock Probation by Disposition Type
 27A.440(3)(b)

	Granted	Grand Total
0026090 SHOCK PROBATION IN FELONY CONVICTIONS	3	3
	100.00%	100.00%

27A.440(3)(b) Extracted data on shock probation shall be placed in the annual report of the Administrative Office of the Courts

- * A case may consist of one or multiple convicted charges, the distinct count of cases counts the case only once.
- * Other Disposition types include: Denied, Extradition, Grand Jury, Granted, Merged, Mistrial, Grand Jury, Other, Remanded, and Sealed Records.
- * See methodology notes for information on any cases or charges that may be excluded.



ADMINISTRATIVE OFFICE OF THE COURTS
Research and Statistics
 Annual Report FY 2024
 Circuit Court - Felony Criminal Cases

LETCHER COUNTY

Youthful Offenders

There were 0 Felony level charges and 0 Non-Felony level charges disposed within 0 Circuit Criminal cases during the fiscal year. Non-Felony charges include Misdemeanor, Violation, Local Ordinance, or Other charges within those cases.

27A.460(11)

27A.460(11) The number of juvenile offenders tried as an adult

Of the 0 Felony level charges disposed within the Youthful Offender cases, 0 (None%) charges were convicted.

Youthful Offender

Felony Charges by Disposition Type	0	Grand Total	0

Note: A youth charged prior to their 18th birthday, proceeded against as a youthful offender under KRS 635.020(7) may not be included in the above.

KRS 635.020(7) If a person who is eighteen (18) or older is charged with a felony that occurred prior to their eighteenth birthday, the court shall, upon motion of the county attorney made prior to adjudication and consultation with the Commonwealth's Attorney, the case may proceed in accordance with the provisions of KRS 640.010.

* A case may consist of one or multiple convicted charges, the distinct count of cases counts the case only once.

* Other Disposition types include: Denied, Extradition, Grand Jury, Granted, Merged, Mistrial, Grand Jury, Other, Remanded, and Sealed Records.

* See methodology notes for information on any cases or charges that may be excluded.

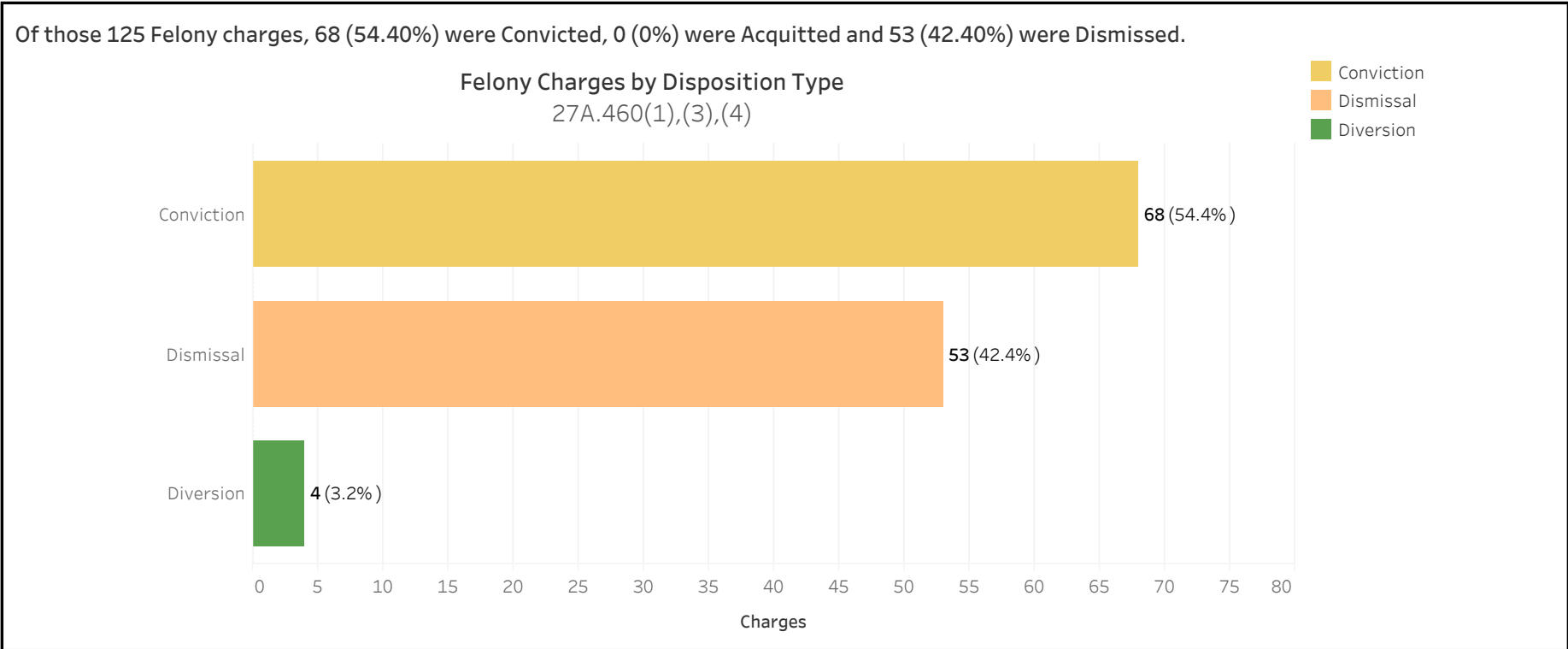


ADMINISTRATIVE OFFICE OF THE COURTS
Research and Statistics
 Annual Report FY 2024
 Circuit Court - Felony Criminal Cases

LEWIS COUNTY

There were 125 Felony level charges and 2 Non-Felony level charges disposed within 45 Circuit Criminal cases during the Fiscal Year. Non-Felony charges include Misdemeanor, Violation, Local Ordinance or Other charges within those cases.

		Charges	Cases
LEWIS	Felony	125	43
	Felony amended to Non-Felony	2	



27A.460(1) Conviction Percentages

27A.460(3) Percentage of Acquittals

27A.460(4) Percentage of Dismissals

* A case may consist of one or multiple convicted charges, the distinct count of cases counts the case only once.

* Other Disposition types include: Denied, Extradition, Grand Jury, Granted, Merged, Mistrial, Grand Jury, Other, Remanded, and Sealed Records.

* See methodology notes for information on any cases or charges that may be excluded.



ADMINISTRATIVE OFFICE OF THE COURTS
Research and Statistics
 Annual Report FY 2024
 Circuit Court - Felony Criminal Cases

LEWIS COUNTY

Felony Charges Convicted by Highest Penalty Type

Penalty Type	FELONY			MISDEMEANOR			OTHER			VIOLATION			Grand Total		
	Charges	% of Chgs	Cases	Charges	% of Chgs	Cases	Charges	% of Chgs	Cases	Charges	% of Chgs	Cases	Charges	% of Chgs	Cases
Incarcerated Prison	1,885	41.6%	595	22	1.0%	15				2	0.7%	2	1,909	27.7%	598
Incarcerated Jail	526	11.6%	267	736	35.1%	379				17	6.3%	12	1,279	18.5%	549
Alternative: Home Incarceration				4	0.2%	2							4	0.1%	2
Alternative: Probation	2,021	44.6%	905	721	34.4%	380				9	3.3%	7	2,751	39.9%	926
Alternative: Cond. Discharged	64	1.4%	46	551	26.3%	284	1	100.0%	1	3	1.1%	1	619	9.0%	320
Alternative Sentence	1	0.0%	1	8	0.4%	7				26	9.6%	21	35	0.5%	27
Pay Fine	2	0.0%	2	13	0.6%	10				156	57.6%	109	171	2.5%	113
Pay Court Cost	1	0.0%	1	1	0.0%	1				3	1.1%	3	5	0.1%	5
Other Penalty	15	0.3%	12	26	1.2%	16				54	19.9%	37	95	1.4%	59
No Sentence	20	0.4%	15	14	0.7%	9				1	0.4%	1	35	0.5%	18
Grand Total	4,535	100.0%	1,774	2,096	100.0%	1,081	1	100.0%	1	271	100.0%	188	6,903	100.0%	2,139

27A.460(2) Percentages of fines, imprisonment, or other penalty assessment

Original & Final Plea Type

		GUILTY	NOT GUILTY	Grand Total
Felony Charges	Original Plea	8 (6.4%)	117 (93.6%)	125 (100.0%)
	Final Plea	70 (56.0%)	55 (44.0%)	125 (100.0%)
Felony amended to Non-Felony	Original Plea		2 (100.0%)	2 (100.0%)
	Final Plea		2 (100.0%)	2 (100.0%)

27A.460(5) Percentage of pleas as charges

27A.460(6) Percentage of pleas to reduce charges

* A case may consist of one or multiple convicted charges, the distinct count of cases counts the case only once.

* Other Disposition types include: Denied, Extradition, Grand Jury, Granted, Merged, Mistrial, Grand Jury, Other, Remanded, and Sealed Records.

* See methodology notes for information on any cases or charges that may be excluded.



ADMINISTRATIVE OFFICE OF THE COURTS
Research and Statistics
 Annual Report FY 2024
 Circuit Court - Felony Criminal Cases

LEWIS COUNTY

Cases can have multiple charges which are heard either by a Court Trial, Jury Trial, No Trial, or by a combination of trial types. Cases are categorized by how all the charges within the case were disposed. If all charges were disposed by the same trial type, it is counted in the separate category, otherwise, it is counted within the Mixed Trial category. If a charge had no trial type entered or it had No Trial, then it is counted in the No Trial category.

Cases by Trial Type
 27A.460(7), (8), (9), (10)

	Jury Trial	Mixed Trial Typ..	No Trial	Grand Total
Felony Amended Down to Non-Felony			2	2
			100.00%	100.00%
Felony Charges	1	4	38	43
	2.33%	9.30%	88.37%	100.00%
Felony Convictions	1	4	31	36
	2.78%	11.11%	86.11%	100.00%

- 27A.460(7) Percentage of disposition to guilty as charged by trial
- 27A.460(8) Percentage of those found guilty of lesser charge by trial
- 27A.460(9) Percentage of cases where jury trial taken
- 27A.460(10) Percentage of trials which are bench (court) trials

Shock Probation by Disposition Type
 27A.440(3)(b)

	Denied	Grand Total
0026090 SHOCK PROBATION IN FELONY CONVICTIONS	6	6
	100.00%	100.00%

27A.440(3)(b) Extracted data on shock probation shall be placed in the annual report of the Administrative Office of the Courts

* A case may consist of one or multiple convicted charges, the distinct count of cases counts the case only once.
 * Other Disposition types include: Denied, Extradition, Grand Jury, Granted, Merged, Mistrial, Grand Jury, Other, Remanded, and Sealed Records.
 * See methodology notes for information on any cases or charges that may be excluded.



ADMINISTRATIVE OFFICE OF THE COURTS
Research and Statistics
 Annual Report FY 2024
 Circuit Court - Felony Criminal Cases

LEWIS COUNTY

Youthful Offenders

There were 0 Felony level charges and 0 Non-Felony level charges disposed within 0 Circuit Criminal cases during the fiscal year. Non-Felony charges include Misdemeanor, Violation, Local Ordinance, or Other charges within those cases.

27A.460(11)

27A.460(11) The number of juvenile offenders tried as an adult

Of the 0 Felony level charges disposed within the Youthful Offender cases, 0 (None%) charges were convicted.

Youthful Offender

Felony Charges by Disposition Type	0	Grand Total 0

Note: A youth charged prior to their 18th birthday, proceeded against as a youthful offender under KRS 635.020(7) may not be included in the above.

KRS 635.020(7) If a person who is eighteen (18) or older is charged with a felony that occurred prior to their eighteenth birthday, the court shall, upon motion of the county attorney made prior to adjudication and consultation with the Commonwealth's Attorney, the case may proceed in accordance with the provisions of KRS 640.010.

* A case may consist of one or multiple convicted charges, the distinct count of cases counts the case only once.

* Other Disposition types include: Denied, Extradition, Grand Jury, Granted, Merged, Mistrial, Grand Jury, Other, Remanded, and Sealed Records.

* See methodology notes for information on any cases or charges that may be excluded.

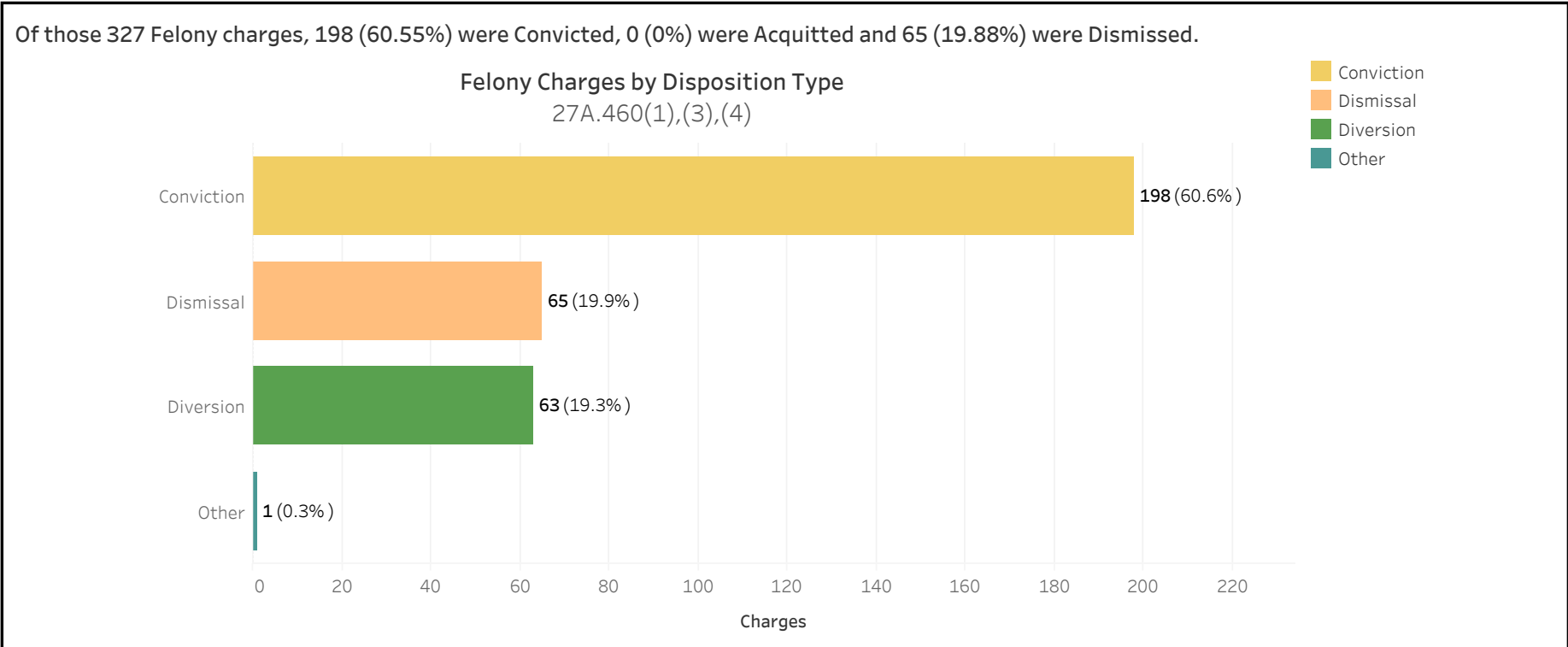


ADMINISTRATIVE OFFICE OF THE COURTS
Research and Statistics
 Annual Report FY 2024
 Circuit Court - Felony Criminal Cases

LINCOLN COUNTY

There were 327 Felony level charges and 5 Non-Felony level charges disposed within 220 Circuit Criminal cases during the Fiscal Year. Non-Felony charges include Misdemeanor, Violation, Local Ordinance or Other charges within those cases.

		Charges	Cases
LINCOLN	Felony	327	215
	Felony amended to Non-Felony	5	



27A.460(1) Conviction Percentages

27A.460(3) Percentage of Acquittals

27A.460(4) Percentage of Dismissals

* A case may consist of one or multiple convicted charges, the distinct count of cases counts the case only once.

* Other Disposition types include: Denied, Extradition, Grand Jury, Granted, Merged, Mistrial, Grand Jury, Other, Remanded, and Sealed Records.

* See methodology notes for information on any cases or charges that may be excluded.



ADMINISTRATIVE OFFICE OF THE COURTS
Research and Statistics
 Annual Report FY 2024
 Circuit Court - Felony Criminal Cases

LINCOLN COUNTY

Felony Charges Convicted by Highest Penalty Type

Penalty Type	FELONY			MISDEMEANOR			OTHER			VIOLATION			Grand Total		
	Charges	% of Chgs	Cases	Charges	% of Chgs	Cases	Charges	% of Chgs	Cases	Charges	% of Chgs	Cases	Charges	% of Chgs	Cases
Incarcerated Prison	1,885	41.6%	595	22	1.0%	15				2	0.7%	2	1,909	27.7%	598
Incarcerated Jail	526	11.6%	267	736	35.1%	379				17	6.3%	12	1,279	18.5%	549
Alternative: Home Incarceration				4	0.2%	2							4	0.1%	2
Alternative: Probation	2,021	44.6%	905	721	34.4%	380				9	3.3%	7	2,751	39.9%	926
Alternative: Cond. Discharged	64	1.4%	46	551	26.3%	284	1	100.0%	1	3	1.1%	1	619	9.0%	320
Alternative Sentence	1	0.0%	1	8	0.4%	7				26	9.6%	21	35	0.5%	27
Pay Fine	2	0.0%	2	13	0.6%	10				156	57.6%	109	171	2.5%	113
Pay Court Cost	1	0.0%	1	1	0.0%	1				3	1.1%	3	5	0.1%	5
Other Penalty	15	0.3%	12	26	1.2%	16				54	19.9%	37	95	1.4%	59
No Sentence	20	0.4%	15	14	0.7%	9				1	0.4%	1	35	0.5%	18
Grand Total	4,535	100.0%	1,774	2,096	100.0%	1,081	1	100.0%	1	271	100.0%	188	6,903	100.0%	2,139

27A.460(2) Percentages of fines, imprisonment, or other penalty assessment

Original & Final Plea Type

		GUILTY	UNKNOWN PLEA TYPE	Grand Total
Felony Charges	Original Plea	1 (0.3%)	326 (99.7%)	327 (100.0%)
	Final Plea	1 (0.3%)	326 (99.7%)	327 (100.0%)
Felony amended to Non-Felony	Original Plea		5 (100.0%)	5 (100.0%)
	Final Plea		5 (100.0%)	5 (100.0%)

27A.460(5) Percentage of pleas as charges

27A.460(6) Percentage of pleas to reduce charges

* A case may consist of one or multiple convicted charges, the distinct count of cases counts the case only once.

* Other Disposition types include: Denied, Extradition, Grand Jury, Granted, Merged, Mistrial, Grand Jury, Other, Remanded, and Sealed Records.

* See methodology notes for information on any cases or charges that may be excluded.



ADMINISTRATIVE OFFICE OF THE COURTS
Research and Statistics
 Annual Report FY 2024
 Circuit Court - Felony Criminal Cases

LINCOLN COUNTY

Cases can have multiple charges which are heard either by a Court Trial, Jury Trial, No Trial, or by a combination of trial types. Cases are categorized by how all the charges within the case were disposed. If all charges were disposed by the same trial type, it is counted in the separate category, otherwise, it is counted within the Mixed Trial category. If a charge had no trial type entered or it had No Trial, then it is counted in the No Trial category.

Cases by Trial Type
 27A.460(7), (8), (9), (10)

	Mixed Trial Typ..	No Trial	Grand Total
Felony Amended Down to Non-Felony		5 100.00%	5 100.00%
Felony Charges	2 0.93%	213 99.07%	215 100.00%
Felony Convictions	1 0.74%	134 99.26%	135 100.00%

- 27A.460(7) Percentage of disposition to guilty as charged by trial
- 27A.460(8) Percentage of those found guilty of lesser charge by trial
- 27A.460(9) Percentage of cases where jury trial taken
- 27A.460(10) Percentage of trials which are bench (court) trials

Shock Probation by Disposition Type
 27A.440(3)(b)

	Grand Total
0	0

27A.440(3)(b) Extracted data on shock probation shall be placed in the annual report of the Administrative Office of the Courts

* A case may consist of one or multiple convicted charges, the distinct count of cases counts the case only once.
 * Other Disposition types include: Denied, Extradition, Grand Jury, Granted, Merged, Mistrial, Grand Jury, Other, Remanded, and Sealed Records.
 * See methodology notes for information on any cases or charges that may be excluded.



ADMINISTRATIVE OFFICE OF THE COURTS
Research and Statistics
 Annual Report FY 2024
 Circuit Court - Felony Criminal Cases

LINCOLN COUNTY

Youthful Offenders

There were 0 Felony level charges and 0 Non-Felony level charges disposed within 0 Circuit Criminal cases during the fiscal year. Non-Felony charges include Misdemeanor, Violation, Local Ordinance, or Other charges within those cases.

27A.460(11)

27A.460(11) The number of juvenile offenders tried as an adult

Of the 0 Felony level charges disposed within the Youthful Offender cases, 0 (None%) charges were convicted.

Youthful Offender

		Grand Total
Felony Charges by Disposition Type	0	0

Note: A youth charged prior to their 18th birthday, proceeded against as a youthful offender under KRS 635.020(7) may not be included in the above.

KRS 635.020(7) If a person who is eighteen (18) or older is charged with a felony that occurred prior to their eighteenth birthday, the court shall, upon motion of the county attorney made prior to adjudication and consultation with the Commonwealth's Attorney, the case may proceed in accordance with the provisions of KRS 640.010.

* A case may consist of one or multiple convicted charges, the distinct count of cases counts the case only once.

* Other Disposition types include: Denied, Extradition, Grand Jury, Granted, Merged, Mistrial, Grand Jury, Other, Remanded, and Sealed Records.

* See methodology notes for information on any cases or charges that may be excluded.

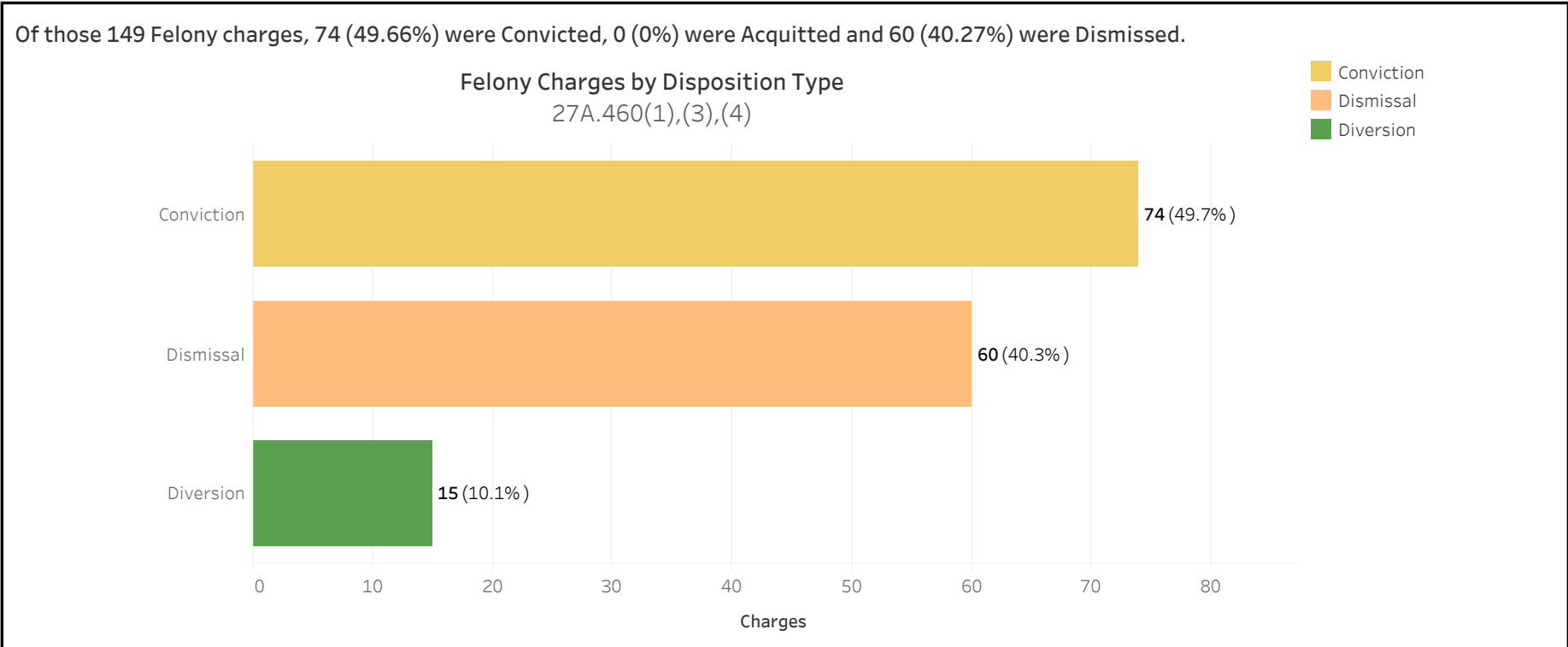


ADMINISTRATIVE OFFICE OF THE COURTS
Research and Statistics
 Annual Report FY 2024
 Circuit Court - Felony Criminal Cases

LIVINGSTON COUNTY

There were 149 Felony level charges and 25 Non-Felony level charges disposed within 115 Circuit Criminal cases during the Fiscal Year. Non-Felony charges include Misdemeanor, Violation, Local Ordinance or Other charges within those cases.

	Charges	Cases
LIVINGSTON Felony	149	93
Felony amended to Non-Felony	25	



27A.460(1) Conviction Percentages

27A.460(3) Percentage of Acquittals

27A.460(4) Percentage of Dismissals

* A case may consist of one or multiple convicted charges, the distinct count of cases counts the case only once.

* Other Disposition types include: Denied, Extradition, Grand Jury, Granted, Merged, Mistrial, Grand Jury, Other, Remanded, and Sealed Records.

* See methodology notes for information on any cases or charges that may be excluded.



ADMINISTRATIVE OFFICE OF THE COURTS
Research and Statistics
 Annual Report FY 2024
 Circuit Court - Felony Criminal Cases

LIVINGSTON COUNTY

Felony Charges Convicted by Highest Penalty Type

Penalty Type	FELONY			MISDEMEANOR			OTHER			VIOLATION			Grand Total		
	Charges	% of Chgs	Cases	Charges	% of Chgs	Cases	Charges	% of Chgs	Cases	Charges	% of Chgs	Cases	Charges	% of Chgs	Cases
Incarcerated Prison	1,885	41.6%	595	22	1.0%	15				2	0.7%	2	1,909	27.7%	598
Incarcerated Jail	526	11.6%	267	736	35.1%	379				17	6.3%	12	1,279	18.5%	549
Alternative: Home Incarceration				4	0.2%	2							4	0.1%	2
Alternative: Probation	2,021	44.6%	905	721	34.4%	380				9	3.3%	7	2,751	39.9%	926
Alternative: Cond. Discharged	64	1.4%	46	551	26.3%	284	1	100.0%	1	3	1.1%	1	619	9.0%	320
Alternative Sentence	1	0.0%	1	8	0.4%	7				26	9.6%	21	35	0.5%	27
Pay Fine	2	0.0%	2	13	0.6%	10				156	57.6%	109	171	2.5%	113
Pay Court Cost	1	0.0%	1	1	0.0%	1				3	1.1%	3	5	0.1%	5
Other Penalty	15	0.3%	12	26	1.2%	16				54	19.9%	37	95	1.4%	59
No Sentence	20	0.4%	15	14	0.7%	9				1	0.4%	1	35	0.5%	18
Grand Total	4,535	100.0%	1,774	2,096	100.0%	1,081	1	100.0%	1	271	100.0%	188	6,903	100.0%	2,139

27A.460(2) Percentages of fines, imprisonment, or other penalty assessment

Original & Final Plea Type

		GUILTY	NOT GUILTY	UNKNOWN PLEA TYPE	Grand Total
Felony Charges	Original Plea		80 (53.7%)	69 (46.3%)	149 (100.0%)
	Final Plea	79 (53.0%)	1 (0.7%)	69 (46.3%)	149 (100.0%)
Felony amended to Non-Felony	Original Plea			25 (100.0%)	25 (100.0%)
	Final Plea			25 (100.0%)	25 (100.0%)

27A.460(5) Percentage of pleas as charges

27A.460(6) Percentage of pleas to reduce charges

* A case may consist of one or multiple convicted charges, the distinct count of cases counts the case only once.

* Other Disposition types include: Denied, Extradition, Grand Jury, Granted, Merged, Mistrial, Grand Jury, Other, Remanded, and Sealed Records.

* See methodology notes for information on any cases or charges that may be excluded.



ADMINISTRATIVE OFFICE OF THE COURTS
Research and Statistics
 Annual Report FY 2024
 Circuit Court - Felony Criminal Cases

LIVINGSTON COUNTY

Cases can have multiple charges which are heard either by a Court Trial, Jury Trial, No Trial, or by a combination of trial types. Cases are categorized by how all the charges within the case were disposed. If all charges were disposed by the same trial type, it is counted in the separate category, otherwise, it is counted within the Mixed Trial category. If a charge had no trial type entered or it had No Trial, then it is counted in the No Trial category.

Cases by Trial Type
 27A.460(7), (8), (9), (10)

	Jury Trial	Mixed Trial Typ..	No Trial	Grand Total
Felony Amended Down to Non-Felony		1 4.55%	21 95.45%	22 100.00%
Felony Charges	1 1.08%	1 1.08%	91 97.85%	93 100.00%
Felony Convictions		1 1.69%	58 98.31%	59 100.00%

- 27A.460(7) Percentage of disposition to guilty as charged by trial
- 27A.460(8) Percentage of those found guilty of lesser charge by trial
- 27A.460(9) Percentage of cases where jury trial taken
- 27A.460(10) Percentage of trials which are bench (court) trials

Shock Probation by Disposition Type
 27A.440(3)(b)

	Denied	Granted	Vacated	Grand Total
0026090 SHOCK PROBATION IN FELONY CONVICTIONS	19 57.58%	11 33.33%	3 9.09%	33 100.00%

27A.440(3)(b) Extracted data on shock probation shall be placed in the annual report of the Administrative Office of the Courts

* A case may consist of one or multiple convicted charges, the distinct count of cases counts the case only once.
 * Other Disposition types include: Denied, Extradition, Grand Jury, Granted, Merged, Mistrial, Grand Jury, Other, Remanded, and Sealed Records.
 * See methodology notes for information on any cases or charges that may be excluded.



ADMINISTRATIVE OFFICE OF THE COURTS
Research and Statistics
 Annual Report FY 2024
 Circuit Court - Felony Criminal Cases

LIVINGSTON COUNTY

Youthful Offenders

There were 0 Felony level charges and 0 Non-Felony level charges disposed within 0 Circuit Criminal cases during the fiscal year. Non-Felony charges include Misdemeanor, Violation, Local Ordinance, or Other charges within those cases.

27A.460(11)

27A.460(11) The number of juvenile offenders tried as an adult

Of the 0 Felony level charges disposed within the Youthful Offender cases, 0 (None%) charges were convicted.

Youthful Offender

		Grand Total
Felony Charges by Disposition Type	0	0

Note: A youth charged prior to their 18th birthday, proceeded against as a youthful offender under KRS 635.020(7) may not be included in the above.

KRS 635.020(7) If a person who is eighteen (18) or older is charged with a felony that occurred prior to their eighteenth birthday, the court shall, upon motion of the county attorney made prior to adjudication and consultation with the Commonwealth's Attorney, the case may proceed in accordance with the provisions of KRS 640.010.

- * A case may consist of one or multiple convicted charges, the distinct count of cases counts the case only once.
- * Other Disposition types include: Denied, Extradition, Grand Jury, Granted, Merged, Mistrial, Grand Jury, Other, Remanded, and Sealed Records.
- * See methodology notes for information on any cases or charges that may be excluded.

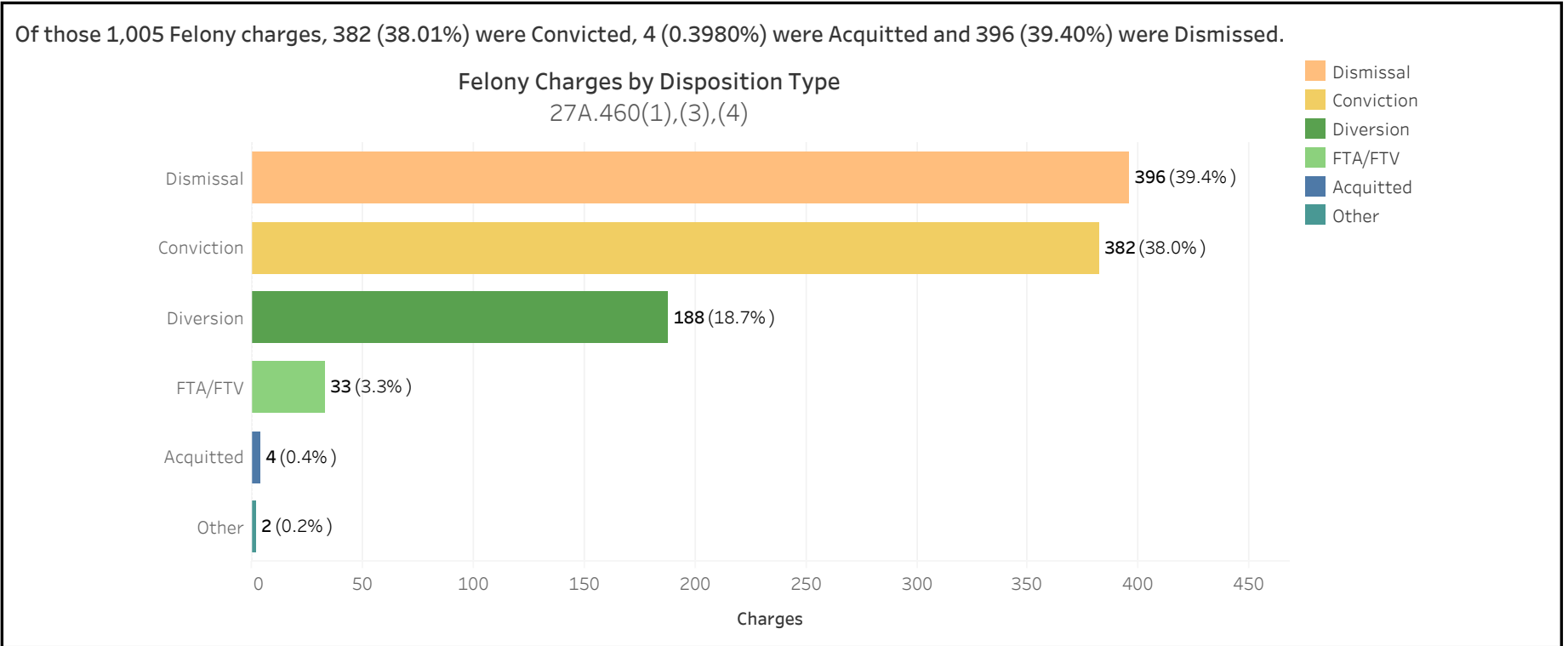


ADMINISTRATIVE OFFICE OF THE COURTS
Research and Statistics
 Annual Report FY 2024
 Circuit Court - Felony Criminal Cases

LOGAN COUNTY

There were 1,005 Felony level charges and 13 Non-Felony level charges disposed within 483 Circuit Criminal cases during the Fiscal Year. Non-Felony charges include Misdemeanor, Violation, Local Ordinance or Other charges within those cases.

		Charges	Cases
LOGAN	Felony	1,005	471
	Felony amended to Non-Felony	13	



27A.460(1) Conviction Percentages

27A.460(3) Percentage of Acquittals

27A.460(4) Percentage of Dismissals

* A case may consist of one or multiple convicted charges, the distinct count of cases counts the case only once.

* Other Disposition types include: Denied, Extradition, Grand Jury, Granted, Merged, Mistrial, Grand Jury, Other, Remanded, and Sealed Records.

* See methodology notes for information on any cases or charges that may be excluded.



ADMINISTRATIVE OFFICE OF THE COURTS
Research and Statistics
 Annual Report FY 2024
 Circuit Court - Felony Criminal Cases

LOGAN COUNTY

Felony Charges Convicted by Highest Penalty Type

Penalty Type	FELONY			MISDEMEANOR			OTHER			VIOLATION			Grand Total		
	Charges	% of Chgs	Cases	Charges	% of Chgs	Cases	Charges	% of Chgs	Cases	Charges	% of Chgs	Cases	Charges	% of Chgs	Cases
Incarcerated Prison	1,885	41.6%	595	22	1.0%	15				2	0.7%	2	1,909	27.7%	598
Incarcerated Jail	526	11.6%	267	736	35.1%	379				17	6.3%	12	1,279	18.5%	549
Alternative: Home Incarceration				4	0.2%	2							4	0.1%	2
Alternative: Probation	2,021	44.6%	905	721	34.4%	380				9	3.3%	7	2,751	39.9%	926
Alternative: Cond. Discharged	64	1.4%	46	551	26.3%	284	1	100.0%	1	3	1.1%	1	619	9.0%	320
Alternative Sentence	1	0.0%	1	8	0.4%	7				26	9.6%	21	35	0.5%	27
Pay Fine	2	0.0%	2	13	0.6%	10				156	57.6%	109	171	2.5%	113
Pay Court Cost	1	0.0%	1	1	0.0%	1				3	1.1%	3	5	0.1%	5
Other Penalty	15	0.3%	12	26	1.2%	16				54	19.9%	37	95	1.4%	59
No Sentence	20	0.4%	15	14	0.7%	9				1	0.4%	1	35	0.5%	18
Grand Total	4,535	100.0%	1,774	2,096	100.0%	1,081	1	100.0%	1	271	100.0%	188	6,903	100.0%	2,139

27A.460(2) Percentages of fines, imprisonment, or other penalty assessment

Original & Final Plea Type

		GUILTY	NOT GUILTY	UNKNOWN PLEA TYPE	Grand Total
Felony Charges	Original Plea		953 (94.8%)	52 (5.2%)	1,005 (100.0%)
	Final Plea	357 (35.5%)	596 (59.3%)	52 (5.2%)	1,005 (100.0%)
Felony amended to Non-Felony	Original Plea		12 (92.3%)	1 (7.7%)	13 (100.0%)
	Final Plea	1 (7.7%)	11 (84.6%)	1 (7.7%)	13 (100.0%)

27A.460(5) Percentage of pleas as charges

27A.460(6) Percentage of pleas to reduce charges

* A case may consist of one or multiple convicted charges, the distinct count of cases counts the case only once.

* Other Disposition types include: Denied, Extradition, Grand Jury, Granted, Merged, Mistrial, Grand Jury, Other, Remanded, and Sealed Records.

* See methodology notes for information on any cases or charges that may be excluded.



ADMINISTRATIVE OFFICE OF THE COURTS
Research and Statistics
 Annual Report FY 2024
 Circuit Court - Felony Criminal Cases

LOGAN COUNTY

Cases can have multiple charges which are heard either by a Court Trial, Jury Trial, No Trial, or by a combination of trial types. Cases are categorized by how all the charges within the case were disposed. If all charges were disposed by the same trial type, it is counted in the separate category, otherwise, it is counted within the Mixed Trial category. If a charge had no trial type entered or it had No Trial, then it is counted in the No Trial category.

Cases by Trial Type
 27A.460(7), (8), (9), (10)

	Jury Trial	Mixed Trial Typ..	No Trial	Grand Total
Felony Amended Down to Non-Felony		1 8.33%	11 91.67%	12 100.00%
Felony Charges	1 0.21%	3 0.64%	467 99.15%	471 100.00%
Felony Convictions	1 0.48%	2 0.97%	204 98.55%	207 100.00%

- 27A.460(7) Percentage of disposition to guilty as charged by trial
- 27A.460(8) Percentage of those found guilty of lesser charge by trial
- 27A.460(9) Percentage of cases where jury trial taken
- 27A.460(10) Percentage of trials which are bench (court) trials

Shock Probation by Disposition Type
 27A.440(3)(b)

	Denied	Granted	Grand Total
0026090 SHOCK PROBATION IN FELONY CONVICTIONS	80 66.67%	40 33.33%	120 100.00%
0026100 SHOCK PROBATION IN MISDEMEANOR CONVICTIONS	1 100.00%		1 100.00%

27A.440(3)(b) Extracted data on shock probation shall be placed in the annual report of the Administrative Office of the Courts

* A case may consist of one or multiple convicted charges, the distinct count of cases counts the case only once.
 * Other Disposition types include: Denied, Extradition, Grand Jury, Granted, Merged, Mistrial, Grand Jury, Other, Remanded, and Sealed Records.
 * See methodology notes for information on any cases or charges that may be excluded.



ADMINISTRATIVE OFFICE OF THE COURTS
Research and Statistics
Annual Report FY 2024
Circuit Court - Felony Criminal Cases

LOGAN COUNTY

Youthful Offenders

There were 0 Felony level charges and 0 Non-Felony level charges disposed within 0 Circuit Criminal cases during the fiscal year. Non-Felony charges include Misdemeanor, Violation, Local Ordinance, or Other charges within those cases.

27A.460(11)

27A.460(11) The number of juvenile offenders tried as an adult

Of the 0 Felony level charges disposed within the Youthful Offender cases, 0 (None%) charges were convicted.

Youthful Offender

	Grand Total
Felony Charges by Disposition Type	0

Note: A youth charged prior to their 18th birthday, proceeded against as a youthful offender under KRS 635.020(7) may not be included in the above.

KRS 635.020(7) If a person who is eighteen (18) or older is charged with a felony that occurred prior to their eighteenth birthday, the court shall, upon motion of the county attorney made prior to adjudication and consultation with the Commonwealth's Attorney, the case may proceed in accordance with the provisions of KRS 640.010.

* A case may consist of one or multiple convicted charges, the distinct count of cases counts the case only once.

* Other Disposition types include: Denied, Extradition, Grand Jury, Granted, Merged, Mistrial, Grand Jury, Other, Remanded, and Sealed Records.

* See methodology notes for information on any cases or charges that may be excluded.

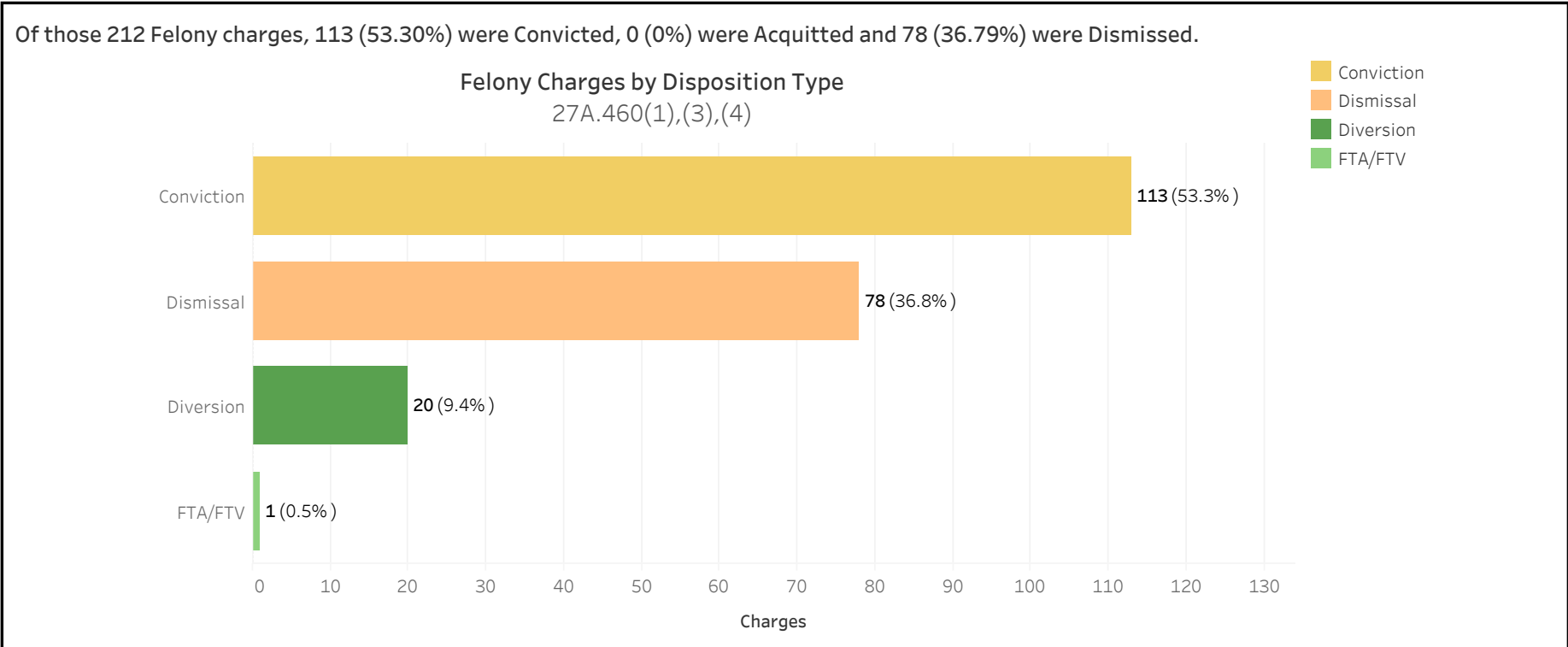


ADMINISTRATIVE OFFICE OF THE COURTS
Research and Statistics
 Annual Report FY 2024
 Circuit Court - Felony Criminal Cases

LYON COUNTY

There were 212 Felony level charges and 23 Non-Felony level charges disposed within 142 Circuit Criminal cases during the Fiscal Year. Non-Felony charges include Misdemeanor, Violation, Local Ordinance or Other charges within those cases.

		Charges	Cases
LYON	Felony	212	122
	Felony amended to Non-Felony	23	



27A.460(1) Conviction Percentages

27A.460(3) Percentage of Acquittals

27A.460(4) Percentage of Dismissals

* A case may consist of one or multiple convicted charges, the distinct count of cases counts the case only once.

* Other Disposition types include: Denied, Extradition, Grand Jury, Granted, Merged, Mistrial, Grand Jury, Other, Remanded, and Sealed Records.

* See methodology notes for information on any cases or charges that may be excluded.



ADMINISTRATIVE OFFICE OF THE COURTS
Research and Statistics
 Annual Report FY 2024
 Circuit Court - Felony Criminal Cases

LYON COUNTY

Felony Charges Convicted by Highest Penalty Type

Penalty Type	FELONY			MISDEMEANOR			OTHER			VIOLATION			Grand Total		
	Charges	% of Chgs	Cases	Charges	% of Chgs	Cases	Charges	% of Chgs	Cases	Charges	% of Chgs	Cases	Charges	% of Chgs	Cases
Incarcerated Prison	1,885	41.6%	595	22	1.0%	15				2	0.7%	2	1,909	27.7%	598
Incarcerated Jail	526	11.6%	267	736	35.1%	379				17	6.3%	12	1,279	18.5%	549
Alternative: Home Incarceration				4	0.2%	2							4	0.1%	2
Alternative: Probation	2,021	44.6%	905	721	34.4%	380				9	3.3%	7	2,751	39.9%	926
Alternative: Cond. Discharged	64	1.4%	46	551	26.3%	284	1	100.0%	1	3	1.1%	1	619	9.0%	320
Alternative Sentence	1	0.0%	1	8	0.4%	7				26	9.6%	21	35	0.5%	27
Pay Fine	2	0.0%	2	13	0.6%	10				156	57.6%	109	171	2.5%	113
Pay Court Cost	1	0.0%	1	1	0.0%	1				3	1.1%	3	5	0.1%	5
Other Penalty	15	0.3%	12	26	1.2%	16				54	19.9%	37	95	1.4%	59
No Sentence	20	0.4%	15	14	0.7%	9				1	0.4%	1	35	0.5%	18
Grand Total	4,535	100.0%	1,774	2,096	100.0%	1,081	1	100.0%	1	271	100.0%	188	6,903	100.0%	2,139

27A.460(2) Percentages of fines, imprisonment, or other penalty assessment

Original & Final Plea Type

		UNKNOWN PLEA TYPE	Grand Total
Felony Charges	Original Plea	212 (100.0%)	212 (100.0%)
	Final Plea	212 (100.0%)	212 (100.0%)
Felony amended to Non-Felony	Original Plea	23 (100.0%)	23 (100.0%)
	Final Plea	23 (100.0%)	23 (100.0%)

27A.460(5) Percentage of pleas as charges

27A.460(6) Percentage of pleas to reduce charges

* A case may consist of one or multiple convicted charges, the distinct count of cases counts the case only once.

* Other Disposition types include: Denied, Extradition, Grand Jury, Granted, Merged, Mistrial, Grand Jury, Other, Remanded, and Sealed Records.

* See methodology notes for information on any cases or charges that may be excluded.



ADMINISTRATIVE OFFICE OF THE COURTS
Research and Statistics
 Annual Report FY 2024
 Circuit Court - Felony Criminal Cases

LYON COUNTY

Cases can have multiple charges which are heard either by a Court Trial, Jury Trial, No Trial, or by a combination of trial types. Cases are categorized by how all the charges within the case were disposed. If all charges were disposed by the same trial type, it is counted in the separate category, otherwise, it is counted within the Mixed Trial category. If a charge had no trial type entered or it had No Trial, then it is counted in the No Trial category.

Cases by Trial Type
 27A.460(7), (8), (9), (10)

	Mixed Trial Typ..	No Trial	Grand Total
Felony Amended Down to Non-Felony		20	20
		100.00%	100.00%
Felony Charges	5	117	122
	4.10%	95.90%	100.00%
Felony Convictions	4	75	79
	5.06%	94.94%	100.00%

- 27A.460(7) Percentage of disposition to guilty as charged by trial
- 27A.460(8) Percentage of those found guilty of lesser charge by trial
- 27A.460(9) Percentage of cases where jury trial taken
- 27A.460(10) Percentage of trials which are bench (court) trials

Shock Probation by Disposition Type
 27A.440(3)(b)

	Denied	Granted	Grand Total
0026090 SHOCK PROBATION IN FELONY CONVICTIONS	35	21	56
	62.50%	37.50%	100.00%

27A.440(3)(b) Extracted data on shock probation shall be placed in the annual report of the Administrative Office of the Courts

- * A case may consist of one or multiple convicted charges, the distinct count of cases counts the case only once.
- * Other Disposition types include: Denied, Extradition, Grand Jury, Granted, Merged, Mistrial, Grand Jury, Other, Remanded, and Sealed Records.
- * See methodology notes for information on any cases or charges that may be excluded.



ADMINISTRATIVE OFFICE OF THE COURTS
Research and Statistics
Annual Report FY 2024
Circuit Court - Felony Criminal Cases

LYON COUNTY

Youthful Offenders

There were 0 Felony level charges and 0 Non-Felony level charges disposed within 0 Circuit Criminal cases during the fiscal year. Non-Felony charges include Misdemeanor, Violation, Local Ordinance, or Other charges within those cases.

27A.460(11)

27A.460(11) The number of juvenile offenders tried as an adult

Of the 0 Felony level charges disposed within the Youthful Offender cases, 0 (None%) charges were convicted.

Youthful Offender

	Grand Total
Felony Charges by Disposition Type	0

Note: A youth charged prior to their 18th birthday, proceeded against as a youthful offender under KRS 635.020(7) may not be included in the above.

KRS 635.020(7) If a person who is eighteen (18) or older is charged with a felony that occurred prior to their eighteenth birthday, the court shall, upon motion of the county attorney made prior to adjudication and consultation with the Commonwealth's Attorney, the case may proceed in accordance with the provisions of KRS 640.010.

* A case may consist of one or multiple convicted charges, the distinct count of cases counts the case only once.

* Other Disposition types include: Denied, Extradition, Grand Jury, Granted, Merged, Mistrial, Grand Jury, Other, Remanded, and Sealed Records.

* See methodology notes for information on any cases or charges that may be excluded.

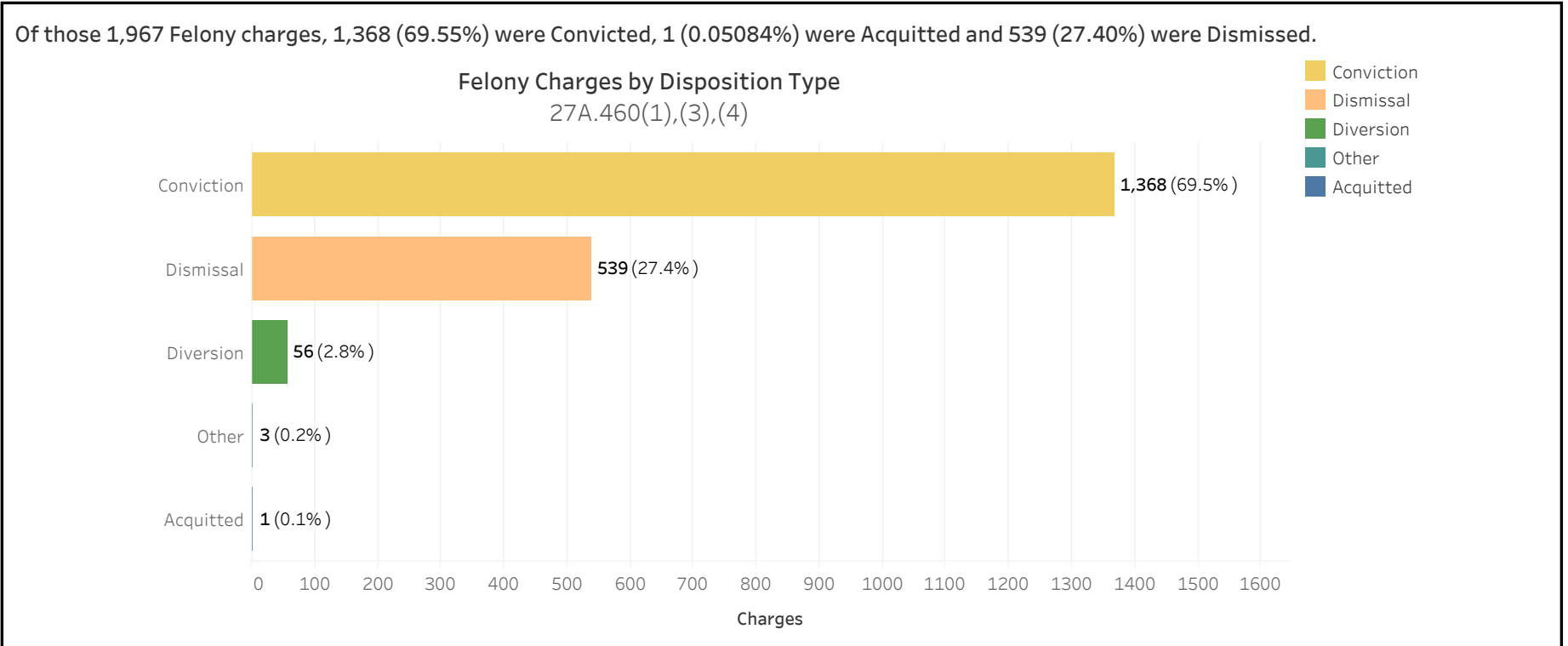


ADMINISTRATIVE OFFICE OF THE COURTS
Research and Statistics
 Annual Report FY 2024
 Circuit Court - Felony Criminal Cases

MADISON COUNTY

There were 1,967 Felony level charges and 94 Non-Felony level charges disposed within 960 Circuit Criminal cases during the Fiscal Year. Non-Felony charges include Misdemeanor, Violation, Local Ordinance or Other charges within those cases.

		Charges	Cases
MADISON	Felony	1,967	900
	Felony amended to Non-Felony	94	



27A.460(1) Conviction Percentages

27A.460(3) Percentage of Acquittals

27A.460(4) Percentage of Dismissals

* A case may consist of one or multiple convicted charges, the distinct count of cases counts the case only once.

* Other Disposition types include: Denied, Extradition, Grand Jury, Granted, Merged, Mistrial, Grand Jury, Other, Remanded, and Sealed Records.

* See methodology notes for information on any cases or charges that may be excluded.



ADMINISTRATIVE OFFICE OF THE COURTS
Research and Statistics
 Annual Report FY 2024
 Circuit Court - Felony Criminal Cases

MADISON COUNTY

Felony Charges Convicted by Highest Penalty Type

Penalty Type	FELONY			MISDEMEANOR			OTHER			VIOLATION			Grand Total		
	Charges	% of Chgs	Cases	Charges	% of Chgs	Cases	Charges	% of Chgs	Cases	Charges	% of Chgs	Cases	Charges	% of Chgs	Cases
Incarcerated Prison	1,885	41.6%	595	22	1.0%	15				2	0.7%	2	1,909	27.7%	598
Incarcerated Jail	526	11.6%	267	736	35.1%	379				17	6.3%	12	1,279	18.5%	549
Alternative: Home Incarceration				4	0.2%	2							4	0.1%	2
Alternative: Probation	2,021	44.6%	905	721	34.4%	380				9	3.3%	7	2,751	39.9%	926
Alternative: Cond. Discharged	64	1.4%	46	551	26.3%	284	1	100.0%	1	3	1.1%	1	619	9.0%	320
Alternative Sentence	1	0.0%	1	8	0.4%	7				26	9.6%	21	35	0.5%	27
Pay Fine	2	0.0%	2	13	0.6%	10				156	57.6%	109	171	2.5%	113
Pay Court Cost	1	0.0%	1	1	0.0%	1				3	1.1%	3	5	0.1%	5
Other Penalty	15	0.3%	12	26	1.2%	16				54	19.9%	37	95	1.4%	59
No Sentence	20	0.4%	15	14	0.7%	9				1	0.4%	1	35	0.5%	18
Grand Total	4,535	100.0%	1,774	2,096	100.0%	1,081	1	100.0%	1	271	100.0%	188	6,903	100.0%	2,139

27A.460(2) Percentages of fines, imprisonment, or other penalty assessment

Original & Final Plea Type

		GUILTY	NOT GUILTY	UNKNOWN PLEA TYPE	Grand Total
Felony Charges	Original Plea		677 (34.4%)	1,290 (65.6%)	1,967 (100.0%)
	Final Plea	676 (34.4%)	1 (0.1%)	1,290 (65.6%)	1,967 (100.0%)
Felony amended to Non-Felony	Original Plea	1 (1.1%)	2 (2.1%)	91 (96.8%)	94 (100.0%)
	Final Plea	3 (3.2%)		91 (96.8%)	94 (100.0%)

27A.460(5) Percentage of pleas as charges

27A.460(6) Percentage of pleas to reduce charges

* A case may consist of one or multiple convicted charges, the distinct count of cases counts the case only once.

* Other Disposition types include: Denied, Extradition, Grand Jury, Granted, Merged, Mistrial, Grand Jury, Other, Remanded, and Sealed Records.

* See methodology notes for information on any cases or charges that may be excluded.



ADMINISTRATIVE OFFICE OF THE COURTS
Research and Statistics
 Annual Report FY 2024
 Circuit Court - Felony Criminal Cases

MADISON COUNTY

Cases can have multiple charges which are heard either by a Court Trial, Jury Trial, No Trial, or by a combination of trial types. Cases are categorized by how all the charges within the case were disposed. If all charges were disposed by the same trial type, it is counted in the separate category, otherwise, it is counted within the Mixed Trial category. If a charge had no trial type entered or it had No Trial, then it is counted in the No Trial category.

Cases by Trial Type
 27A.460(7), (8), (9), (10)

	Jury Trial	Mixed Trial Typ..	No Trial	Grand Total
Felony Amended Down to Non-Felony		9 15.00%	51 85.00%	60 100.00%
Felony Charges	1 0.11%	104 11.56%	795 88.33%	900 100.00%
Felony Convictions		89 12.16%	643 87.84%	732 100.00%

- 27A.460(7) Percentage of disposition to guilty as charged by trial
- 27A.460(8) Percentage of those found guilty of lesser charge by trial
- 27A.460(9) Percentage of cases where jury trial taken
- 27A.460(10) Percentage of trials which are bench (court) trials

Shock Probation by Disposition Type
 27A.440(3)(b)

	Denied	Granted	Grand Total
0026090 SHOCK PROBATION IN FELONY CONVICTIONS	56 76.71%	17 23.29%	73 100.00%

27A.440(3)(b) Extracted data on shock probation shall be placed in the annual report of the Administrative Office of the Courts

* A case may consist of one or multiple convicted charges, the distinct count of cases counts the case only once.
 * Other Disposition types include: Denied, Extradition, Grand Jury, Granted, Merged, Mistrial, Grand Jury, Other, Remanded, and Sealed Records.
 * See methodology notes for information on any cases or charges that may be excluded.



ADMINISTRATIVE OFFICE OF THE COURTS
Research and Statistics
 Annual Report FY 2024
 Circuit Court - Felony Criminal Cases

MADISON COUNTY

Youthful Offenders

There were 4 Felony level charges and 0 Non-Felony level charges disposed within 3 Circuit Criminal cases during the fiscal year. Non-Felony charges include Misdemeanor, Violation, Local Ordinance, or Other charges within those cases.

27A.460(11)

	Charges	Cases
Felony	4	3
Felony Amended to Non-Felony	0	0

27A.460(11) The number of juvenile offenders tried as an adult

Of the 4 Felony level charges disposed within the Youthful Offender cases, 2 (50.00%) charges were convicted.

Youthful Offender

	Conviction	Dismissal	Grand Total
Felony Charges by Disposition Type	2	2	4

Note: A youth charged prior to their 18th birthday, proceeded against as a youthful offender under KRS 635.020(7) may not be included in the above.

KRS 635.020(7) If a person who is eighteen (18) or older is charged with a felony that occurred prior to their eighteenth birthday, the court shall, upon motion of the county attorney made prior to adjudication and consultation with the Commonwealth's Attorney, the case may proceed in accordance with the provisions of KRS 640.010.

* A case may consist of one or multiple convicted charges, the distinct count of cases counts the case only once.

* Other Disposition types include: Denied, Extradition, Grand Jury, Granted, Merged, Mistrial, Grand Jury, Other, Remanded, and Sealed Records.

* See methodology notes for information on any cases or charges that may be excluded.

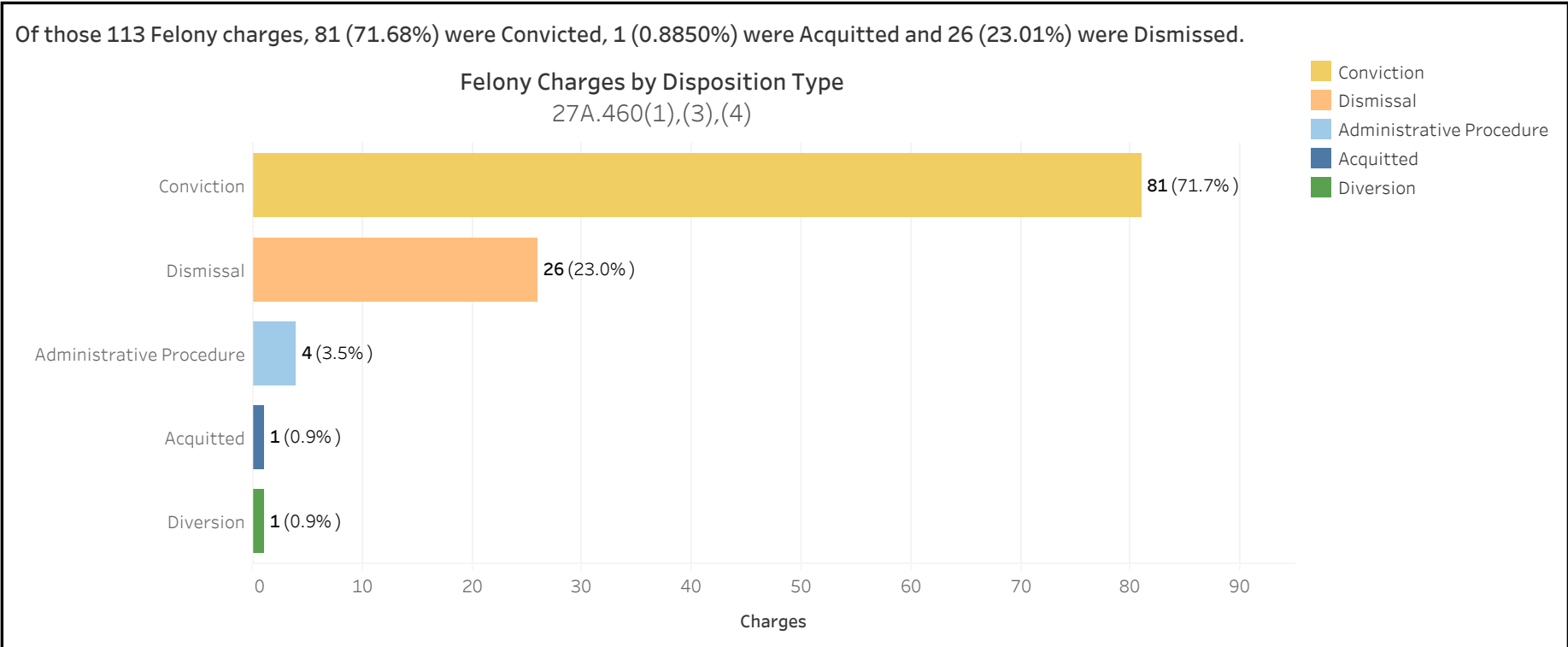


ADMINISTRATIVE OFFICE OF THE COURTS
Research and Statistics
 Annual Report FY 2024
 Circuit Court - Felony Criminal Cases

MAGOFFIN COUNTY

There were 113 Felony level charges and 1 Non-Felony level charges disposed within 50 Circuit Criminal cases during the Fiscal Year. Non-Felony charges include Misdemeanor, Violation, Local Ordinance or Other charges within those cases.

		Charges	Cases
MAGOFFIN	Felony	113	49
	Felony amended to Non-Felony	1	



27A.460(1) Conviction Percentages

27A.460(3) Percentage of Acquittals

27A.460(4) Percentage of Dismissals

* A case may consist of one or multiple convicted charges, the distinct count of cases counts the case only once.

* Other Disposition types include: Denied, Extradition, Grand Jury, Granted, Merged, Mistrial, Grand Jury, Other, Remanded, and Sealed Records.

* See methodology notes for information on any cases or charges that may be excluded.



ADMINISTRATIVE OFFICE OF THE COURTS
Research and Statistics
 Annual Report FY 2024
 Circuit Court - Felony Criminal Cases

MAGOFFIN COUNTY

Felony Charges Convicted by Highest Penalty Type

Penalty Type	FELONY			MISDEMEANOR			OTHER			VIOLATION			Grand Total		
	Charges	% of Chgs	Cases	Charges	% of Chgs	Cases	Charges	% of Chgs	Cases	Charges	% of Chgs	Cases	Charges	% of Chgs	Cases
Incarcerated Prison	1,885	41.6%	595	22	1.0%	15				2	0.7%	2	1,909	27.7%	598
Incarcerated Jail	526	11.6%	267	736	35.1%	379				17	6.3%	12	1,279	18.5%	549
Alternative: Home Incarceration				4	0.2%	2							4	0.1%	2
Alternative: Probation	2,021	44.6%	905	721	34.4%	380				9	3.3%	7	2,751	39.9%	926
Alternative: Cond. Discharged	64	1.4%	46	551	26.3%	284	1	100.0%	1	3	1.1%	1	619	9.0%	320
Alternative Sentence	1	0.0%	1	8	0.4%	7				26	9.6%	21	35	0.5%	27
Pay Fine	2	0.0%	2	13	0.6%	10				156	57.6%	109	171	2.5%	113
Pay Court Cost	1	0.0%	1	1	0.0%	1				3	1.1%	3	5	0.1%	5
Other Penalty	15	0.3%	12	26	1.2%	16				54	19.9%	37	95	1.4%	59
No Sentence	20	0.4%	15	14	0.7%	9				1	0.4%	1	35	0.5%	18
Grand Total	4,535	100.0%	1,774	2,096	100.0%	1,081	1	100.0%	1	271	100.0%	188	6,903	100.0%	2,139

27A.460(2) Percentages of fines, imprisonment, or other penalty assessment

Original & Final Plea Type

		UNKNOWN PLEA TYPE	Grand Total
Felony Charges	Original Plea	113 (100.0%)	113 (100.0%)
	Final Plea	113 (100.0%)	113 (100.0%)
Felony amended to Non-Felony	Original Plea	1 (100.0%)	1 (100.0%)
	Final Plea	1 (100.0%)	1 (100.0%)

27A.460(5) Percentage of pleas as charges

27A.460(6) Percentage of pleas to reduce charges

* A case may consist of one or multiple convicted charges, the distinct count of cases counts the case only once.

* Other Disposition types include: Denied, Extradition, Grand Jury, Granted, Merged, Mistrial, Grand Jury, Other, Remanded, and Sealed Records.

* See methodology notes for information on any cases or charges that may be excluded.



ADMINISTRATIVE OFFICE OF THE COURTS
Research and Statistics
 Annual Report FY 2024
 Circuit Court - Felony Criminal Cases

MAGOFFIN COUNTY

Cases can have multiple charges which are heard either by a Court Trial, Jury Trial, No Trial, or by a combination of trial types. Cases are categorized by how all the charges within the case were disposed. If all charges were disposed by the same trial type, it is counted in the separate category, otherwise, it is counted within the Mixed Trial category. If a charge had no trial type entered or it had No Trial, then it is counted in the No Trial category.

Cases by Trial Type
 27A.460(7), (8), (9), (10)

	Mixed Trial Typ..	No Trial	Grand Total
Felony Amended Down to Non-Felony		1 100.00%	1 100.00%
Felony Charges	1 2.04%	48 97.96%	49 100.00%
Felony Convictions		38 100.00%	38 100.00%

- 27A.460(7) Percentage of disposition to guilty as charged by trial
- 27A.460(8) Percentage of those found guilty of lesser charge by trial
- 27A.460(9) Percentage of cases where jury trial taken
- 27A.460(10) Percentage of trials which are bench (court) trials

Shock Probation by Disposition Type
 27A.440(3)(b)

	Grand Total
	0

27A.440(3)(b) Extracted data on shock probation shall be placed in the annual report of the Administrative Office of the Courts

* A case may consist of one or multiple convicted charges, the distinct count of cases counts the case only once.
 * Other Disposition types include: Denied, Extradition, Grand Jury, Granted, Merged, Mistrial, Grand Jury, Other, Remanded, and Sealed Records.
 * See methodology notes for information on any cases or charges that may be excluded.



ADMINISTRATIVE OFFICE OF THE COURTS
Research and Statistics
 Annual Report FY 2024
 Circuit Court - Felony Criminal Cases

MAGOFFIN COUNTY

Youthful Offenders

There were 3 Felony level charges and 0 Non-Felony level charges disposed within 1 Circuit Criminal cases during the fiscal year. Non-Felony charges include Misdemeanor, Violation, Local Ordinance, or Other charges within those cases.

27A.460(11)

	Charges	Cases
Felony	3	1
Felony Amended to Non-Felony	0	0

27A.460(11) The number of juvenile offenders tried as an adult

Of the 3 Felony level charges disposed within the Youthful Offender cases, 3 (100.0%) charges were convicted.

Youthful Offender

	Conviction	Grand Total
Felony Charges by Disposition Type	3	3

Note: A youth charged prior to their 18th birthday, proceeded against as a youthful offender under KRS 635.020(7) may not be included in the above.

KRS 635.020(7) If a person who is eighteen (18) or older is charged with a felony that occurred prior to their eighteenth birthday, the court shall, upon motion of the county attorney made prior to adjudication and consultation with the Commonwealth's Attorney, the case may proceed in accordance with the provisions of KRS 640.010.

* A case may consist of one or multiple convicted charges, the distinct count of cases counts the case only once.

* Other Disposition types include: Denied, Extradition, Grand Jury, Granted, Merged, Mistrial, Grand Jury, Other, Remanded, and Sealed Records.

* See methodology notes for information on any cases or charges that may be excluded.

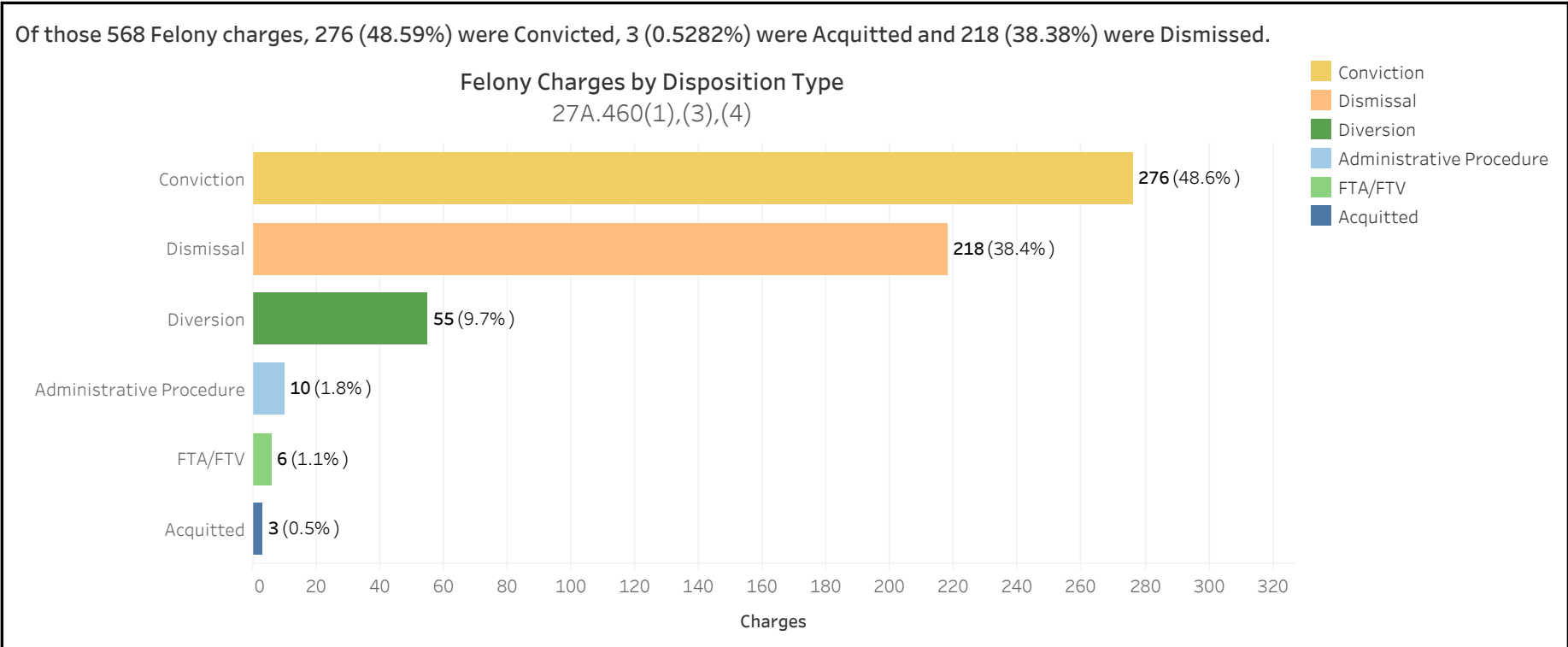


ADMINISTRATIVE OFFICE OF THE COURTS
Research and Statistics
 Annual Report FY 2024
 Circuit Court - Felony Criminal Cases

MARION COUNTY

There were 568 Felony level charges and 21 Non-Felony level charges disposed within 308 Circuit Criminal cases during the Fiscal Year. Non-Felony charges include Misdemeanor, Violation, Local Ordinance or Other charges within those cases.

		Charges	Cases
MARION	Felony	568	290
	Felony amended to Non-Felony	21	



27A.460(1) Conviction Percentages

27A.460(3) Percentage of Acquittals

27A.460(4) Percentage of Dismissals

* A case may consist of one or multiple convicted charges, the distinct count of cases counts the case only once.

* Other Disposition types include: Denied, Extradition, Grand Jury, Granted, Merged, Mistrial, Grand Jury, Other, Remanded, and Sealed Records.

* See methodology notes for information on any cases or charges that may be excluded.



ADMINISTRATIVE OFFICE OF THE COURTS
Research and Statistics
 Annual Report FY 2024
 Circuit Court - Felony Criminal Cases

MARION COUNTY

Felony Charges Convicted by Highest Penalty Type

Penalty Type	FELONY			MISDEMEANOR			OTHER			VIOLATION			Grand Total		
	Charges	% of Chgs	Cases	Charges	% of Chgs	Cases	Charges	% of Chgs	Cases	Charges	% of Chgs	Cases	Charges	% of Chgs	Cases
Incarcerated Prison	1,885	41.6%	595	22	1.0%	15				2	0.7%	2	1,909	27.7%	598
Incarcerated Jail	526	11.6%	267	736	35.1%	379				17	6.3%	12	1,279	18.5%	549
Alternative: Home Incarceration				4	0.2%	2							4	0.1%	2
Alternative: Probation	2,021	44.6%	905	721	34.4%	380				9	3.3%	7	2,751	39.9%	926
Alternative: Cond. Discharged	64	1.4%	46	551	26.3%	284	1	100.0%	1	3	1.1%	1	619	9.0%	320
Alternative Sentence	1	0.0%	1	8	0.4%	7				26	9.6%	21	35	0.5%	27
Pay Fine	2	0.0%	2	13	0.6%	10				156	57.6%	109	171	2.5%	113
Pay Court Cost	1	0.0%	1	1	0.0%	1				3	1.1%	3	5	0.1%	5
Other Penalty	15	0.3%	12	26	1.2%	16				54	19.9%	37	95	1.4%	59
No Sentence	20	0.4%	15	14	0.7%	9				1	0.4%	1	35	0.5%	18
Grand Total	4,535	100.0%	1,774	2,096	100.0%	1,081	1	100.0%	1	271	100.0%	188	6,903	100.0%	2,139

27A.460(2) Percentages of fines, imprisonment, or other penalty assessment

Original & Final Plea Type

		GUILTY	NOT GUILTY	UNKNOWN PLEA TYPE	Grand Total
Felony Charges	Original Plea	7 (1.2%)	209 (36.8%)	352 (62.0%)	568 (100.0%)
	Final Plea	190 (33.5%)	26 (4.6%)	352 (62.0%)	568 (100.0%)
Felony amended to Non-Felony	Original Plea		4 (19.0%)	17 (81.0%)	21 (100.0%)
	Final Plea		4 (19.0%)	17 (81.0%)	21 (100.0%)

27A.460(5) Percentage of pleas as charges

27A.460(6) Percentage of pleas to reduce charges

* A case may consist of one or multiple convicted charges, the distinct count of cases counts the case only once.

* Other Disposition types include: Denied, Extradition, Grand Jury, Granted, Merged, Mistrial, Grand Jury, Other, Remanded, and Sealed Records.

* See methodology notes for information on any cases or charges that may be excluded.



ADMINISTRATIVE OFFICE OF THE COURTS
Research and Statistics
 Annual Report FY 2024
 Circuit Court - Felony Criminal Cases

MARION COUNTY

Cases can have multiple charges which are heard either by a Court Trial, Jury Trial, No Trial, or by a combination of trial types. Cases are categorized by how all the charges within the case were disposed. If all charges were disposed by the same trial type, it is counted in the separate category, otherwise, it is counted within the Mixed Trial category. If a charge had no trial type entered or it had No Trial, then it is counted in the No Trial category.

Cases by Trial Type
 27A.460(7), (8), (9), (10)

	Mixed Trial Typ..	No Trial	Grand Total
Felony Amended Down to Non-Felony		18 100.00%	18 100.00%
Felony Charges	4 1.38%	286 98.62%	290 100.00%
Felony Convictions	2 1.32%	149 98.68%	151 100.00%

- 27A.460(7) Percentage of disposition to guilty as charged by trial
- 27A.460(8) Percentage of those found guilty of lesser charge by trial
- 27A.460(9) Percentage of cases where jury trial taken
- 27A.460(10) Percentage of trials which are bench (court) trials

Shock Probation by Disposition Type
 27A.440(3)(b)

	Denied	Granted	Grand Total
0026090 SHOCK PROBATION IN FELONY CONVICTIONS	8 88.89%	1 11.11%	9 100.00%

27A.440(3)(b) Extracted data on shock probation shall be placed in the annual report of the Administrative Office of the Courts

* A case may consist of one or multiple convicted charges, the distinct count of cases counts the case only once.
 * Other Disposition types include: Denied, Extradition, Grand Jury, Granted, Merged, Mistrial, Grand Jury, Other, Remanded, and Sealed Records.
 * See methodology notes for information on any cases or charges that may be excluded.



ADMINISTRATIVE OFFICE OF THE COURTS
Research and Statistics
Annual Report FY 2024
Circuit Court - Felony Criminal Cases

MARION COUNTY

Youthful Offenders

There were 0 Felony level charges and 0 Non-Felony level charges disposed within 0 Circuit Criminal cases during the fiscal year. Non-Felony charges include Misdemeanor, Violation, Local Ordinance, or Other charges within those cases.

27A.460(11)

27A.460(11) The number of juvenile offenders tried as an adult

Of the 0 Felony level charges disposed within the Youthful Offender cases, 0 (None%) charges were convicted.

Youthful Offender

	Grand Total
Felony Charges by Disposition Type	0

Note: A youth charged prior to their 18th birthday, proceeded against as a youthful offender under KRS 635.020(7) may not be included in the above.

KRS 635.020(7) If a person who is eighteen (18) or older is charged with a felony that occurred prior to their eighteenth birthday, the court shall, upon motion of the county attorney made prior to adjudication and consultation with the Commonwealth's Attorney, the case may proceed in accordance with the provisions of KRS 640.010.

* A case may consist of one or multiple convicted charges, the distinct count of cases counts the case only once.

* Other Disposition types include: Denied, Extradition, Grand Jury, Granted, Merged, Mistrial, Grand Jury, Other, Remanded, and Sealed Records.

* See methodology notes for information on any cases or charges that may be excluded.

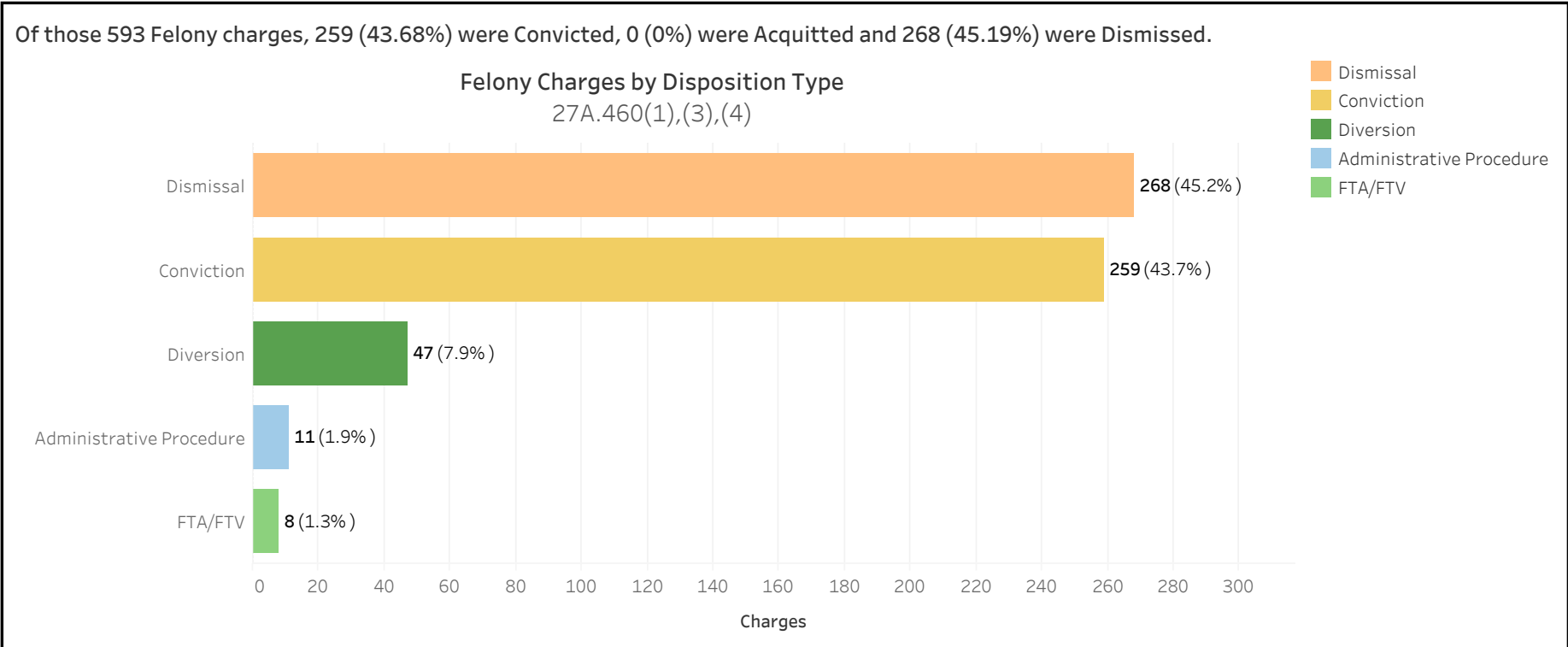


ADMINISTRATIVE OFFICE OF THE COURTS
Research and Statistics
 Annual Report FY 2024
 Circuit Court - Felony Criminal Cases

MARSHALL COUNTY

There were 593 Felony level charges and 19 Non-Felony level charges disposed within 386 Circuit Criminal cases during the Fiscal Year. Non-Felony charges include Misdemeanor, Violation, Local Ordinance or Other charges within those cases.

		Charges	Cases
MARSHALL	Felony	593	368
	Felony amended to Non-Felony	19	



27A.460(1) Conviction Percentages

27A.460(3) Percentage of Acquittals

27A.460(4) Percentage of Dismissals

* A case may consist of one or multiple convicted charges, the distinct count of cases counts the case only once.

* Other Disposition types include: Denied, Extradition, Grand Jury, Granted, Merged, Mistrial, Grand Jury, Other, Remanded, and Sealed Records.

* See methodology notes for information on any cases or charges that may be excluded.



ADMINISTRATIVE OFFICE OF THE COURTS
Research and Statistics
 Annual Report FY 2024
 Circuit Court - Felony Criminal Cases

MARSHALL COUNTY

Felony Charges Convicted by Highest Penalty Type

Penalty Type	FELONY			MISDEMEANOR			OTHER			VIOLATION			Grand Total		
	Charges	% of Chgs	Cases	Charges	% of Chgs	Cases	Charges	% of Chgs	Cases	Charges	% of Chgs	Cases	Charges	% of Chgs	Cases
Incarcerated Prison	1,885	41.6%	595	22	1.0%	15				2	0.7%	2	1,909	27.7%	598
Incarcerated Jail	526	11.6%	267	736	35.1%	379				17	6.3%	12	1,279	18.5%	549
Alternative: Home Incarceration				4	0.2%	2							4	0.1%	2
Alternative: Probation	2,021	44.6%	905	721	34.4%	380				9	3.3%	7	2,751	39.9%	926
Alternative: Cond. Discharged	64	1.4%	46	551	26.3%	284	1	100.0%	1	3	1.1%	1	619	9.0%	320
Alternative Sentence	1	0.0%	1	8	0.4%	7				26	9.6%	21	35	0.5%	27
Pay Fine	2	0.0%	2	13	0.6%	10				156	57.6%	109	171	2.5%	113
Pay Court Cost	1	0.0%	1	1	0.0%	1				3	1.1%	3	5	0.1%	5
Other Penalty	15	0.3%	12	26	1.2%	16				54	19.9%	37	95	1.4%	59
No Sentence	20	0.4%	15	14	0.7%	9				1	0.4%	1	35	0.5%	18
Grand Total	4,535	100.0%	1,774	2,096	100.0%	1,081	1	100.0%	1	271	100.0%	188	6,903	100.0%	2,139

27A.460(2) Percentages of fines, imprisonment, or other penalty assessment

Original & Final Plea Type

		GUILTY	NOT GUILTY	UNKNOWN PLEA TYPE	Grand Total
Felony Charges	Original Plea	51 (8.6%)	305 (51.4%)	237 (40.0%)	593 (100.0%)
	Final Plea	333 (56.2%)	23 (3.9%)	237 (40.0%)	593 (100.0%)
Felony amended to Non-Felony	Original Plea		1 (5.3%)	18 (94.7%)	19 (100.0%)
	Final Plea		1 (5.3%)	18 (94.7%)	19 (100.0%)

27A.460(5) Percentage of pleas as charges

27A.460(6) Percentage of pleas to reduce charges

* A case may consist of one or multiple convicted charges, the distinct count of cases counts the case only once.

* Other Disposition types include: Denied, Extradition, Grand Jury, Granted, Merged, Mistrial, Grand Jury, Other, Remanded, and Sealed Records.

* See methodology notes for information on any cases or charges that may be excluded.



ADMINISTRATIVE OFFICE OF THE COURTS
Research and Statistics
 Annual Report FY 2024
 Circuit Court - Felony Criminal Cases

MARSHALL COUNTY

Cases can have multiple charges which are heard either by a Court Trial, Jury Trial, No Trial, or by a combination of trial types. Cases are categorized by how all the charges within the case were disposed. If all charges were disposed by the same trial type, it is counted in the separate category, otherwise, it is counted within the Mixed Trial category. If a charge had no trial type entered or it had No Trial, then it is counted in the No Trial category.

Cases by Trial Type
 27A.460(7), (8), (9), (10)

	Mixed Trial Typ..	No Trial	Grand Total
Felony Amended Down to Non-Felony		18	18
		100.00%	100.00%
Felony Charges	20	348	368
	5.43%	94.57%	100.00%
Felony Convictions	19	148	167
	11.38%	88.62%	100.00%

- 27A.460(7) Percentage of disposition to guilty as charged by trial
- 27A.460(8) Percentage of those found guilty of lesser charge by trial
- 27A.460(9) Percentage of cases where jury trial taken
- 27A.460(10) Percentage of trials which are bench (court) trials

Shock Probation by Disposition Type
 27A.440(3)(b)

	Denied	Granted	Vacated	Grand Total
0026090 SHOCK PROBATION IN FELONY CONVICTIONS	15	17	4	36
	41.67%	47.22%	11.11%	100.00%
0026100 SHOCK PROBATION IN MISDEMEANOR CONVICTIONS	1			1
	100.00%			100.00%

27A.440(3)(b) Extracted data on shock probation shall be placed in the annual report of the Administrative Office of the Courts

- * A case may consist of one or multiple convicted charges, the distinct count of cases counts the case only once.
- * Other Disposition types include: Denied, Extradition, Grand Jury, Granted, Merged, Mistrial, Grand Jury, Other, Remanded, and Sealed Records.
- * See methodology notes for information on any cases or charges that may be excluded.



ADMINISTRATIVE OFFICE OF THE COURTS
Research and Statistics
Annual Report FY 2024
Circuit Court - Felony Criminal Cases

MARSHALL COUNTY

Youthful Offenders

There were 0 Felony level charges and 0 Non-Felony level charges disposed within 0 Circuit Criminal cases during the fiscal year. Non-Felony charges include Misdemeanor, Violation, Local Ordinance, or Other charges within those cases.

27A.460(11)

27A.460(11) The number of juvenile offenders tried as an adult

Of the 0 Felony level charges disposed within the Youthful Offender cases, 0 (None%) charges were convicted.

Youthful Offender

	Grand Total
Felony Charges by Disposition Type	0

Note: A youth charged prior to their 18th birthday, proceeded against as a youthful offender under KRS 635.020(7) may not be included in the above.

KRS 635.020(7) If a person who is eighteen (18) or older is charged with a felony that occurred prior to their eighteenth birthday, the court shall, upon motion of the county attorney made prior to adjudication and consultation with the Commonwealth's Attorney, the case may proceed in accordance with the provisions of KRS 640.010.

* A case may consist of one or multiple convicted charges, the distinct count of cases counts the case only once.

* Other Disposition types include: Denied, Extradition, Grand Jury, Granted, Merged, Mistrial, Grand Jury, Other, Remanded, and Sealed Records.

* See methodology notes for information on any cases or charges that may be excluded.

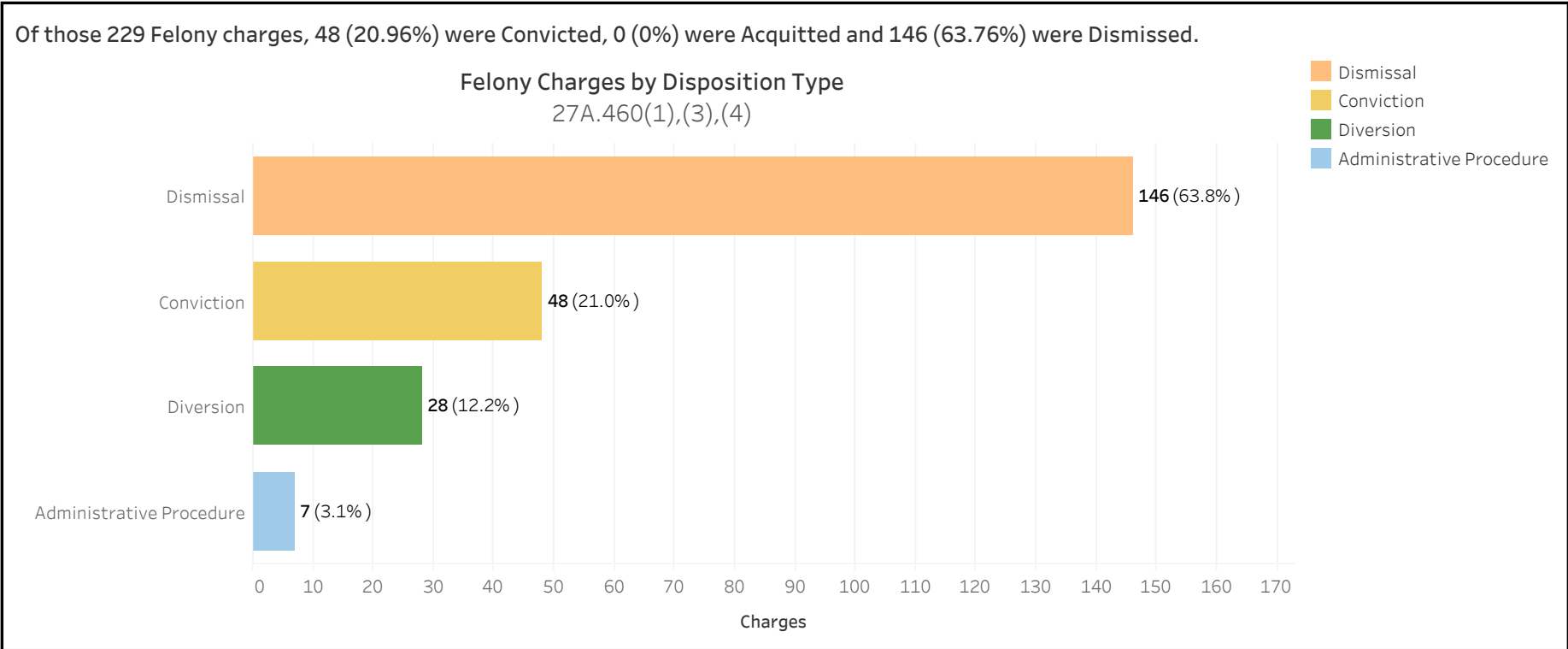


ADMINISTRATIVE OFFICE OF THE COURTS
Research and Statistics
 Annual Report FY 2024
 Circuit Court - Felony Criminal Cases

MARTIN COUNTY

There were 229 Felony level charges and 17 Non-Felony level charges disposed within 199 Circuit Criminal cases during the Fiscal Year. Non-Felony charges include Misdemeanor, Violation, Local Ordinance or Other charges within those cases.

		Charges	Cases
MARTIN	Felony	229	184
	Felony amended to Non-Felony	17	



27A.460(1) Conviction Percentages

27A.460(3) Percentage of Acquittals

27A.460(4) Percentage of Dismissals

* A case may consist of one or multiple convicted charges, the distinct count of cases counts the case only once.

* Other Disposition types include: Denied, Extradition, Grand Jury, Granted, Merged, Mistrial, Grand Jury, Other, Remanded, and Sealed Records.

* See methodology notes for information on any cases or charges that may be excluded.



ADMINISTRATIVE OFFICE OF THE COURTS
Research and Statistics
 Annual Report FY 2024
 Circuit Court - Felony Criminal Cases

MARTIN COUNTY

Felony Charges Convicted by Highest Penalty Type

Penalty Type	FELONY			MISDEMEANOR			OTHER			VIOLATION			Grand Total		
	Charges	% of Chgs	Cases	Charges	% of Chgs	Cases	Charges	% of Chgs	Cases	Charges	% of Chgs	Cases	Charges	% of Chgs	Cases
Incarcerated Prison	1,885	41.6%	595	22	1.0%	15				2	0.7%	2	1,909	27.7%	598
Incarcerated Jail	526	11.6%	267	736	35.1%	379				17	6.3%	12	1,279	18.5%	549
Alternative: Home Incarceration				4	0.2%	2							4	0.1%	2
Alternative: Probation	2,021	44.6%	905	721	34.4%	380				9	3.3%	7	2,751	39.9%	926
Alternative: Cond. Discharged	64	1.4%	46	551	26.3%	284	1	100.0%	1	3	1.1%	1	619	9.0%	320
Alternative Sentence	1	0.0%	1	8	0.4%	7				26	9.6%	21	35	0.5%	27
Pay Fine	2	0.0%	2	13	0.6%	10				156	57.6%	109	171	2.5%	113
Pay Court Cost	1	0.0%	1	1	0.0%	1				3	1.1%	3	5	0.1%	5
Other Penalty	15	0.3%	12	26	1.2%	16				54	19.9%	37	95	1.4%	59
No Sentence	20	0.4%	15	14	0.7%	9				1	0.4%	1	35	0.5%	18
Grand Total	4,535	100.0%	1,774	2,096	100.0%	1,081	1	100.0%	1	271	100.0%	188	6,903	100.0%	2,139

27A.460(2) Percentages of fines, imprisonment, or other penalty assessment

Original & Final Plea Type

		GUILTY	NOT GUILTY	UNKNOWN PLEA TYPE	Grand Total
Felony Charges	Original Plea		200 (87.3%)	29 (12.7%)	229 (100.0%)
	Final Plea	200 (87.3%)		29 (12.7%)	229 (100.0%)
Felony amended to Non-Felony	Original Plea			17 (100.0%)	17 (100.0%)
	Final Plea			17 (100.0%)	17 (100.0%)

27A.460(5) Percentage of pleas as charges

27A.460(6) Percentage of pleas to reduce charges

* A case may consist of one or multiple convicted charges, the distinct count of cases counts the case only once.

* Other Disposition types include: Denied, Extradition, Grand Jury, Granted, Merged, Mistrial, Grand Jury, Other, Remanded, and Sealed Records.

* See methodology notes for information on any cases or charges that may be excluded.



ADMINISTRATIVE OFFICE OF THE COURTS
Research and Statistics
 Annual Report FY 2024
 Circuit Court - Felony Criminal Cases

MARTIN COUNTY

Cases can have multiple charges which are heard either by a Court Trial, Jury Trial, No Trial, or by a combination of trial types. Cases are categorized by how all the charges within the case were disposed. If all charges were disposed by the same trial type, it is counted in the separate category, otherwise, it is counted within the Mixed Trial category. If a charge had no trial type entered or it had No Trial, then it is counted in the No Trial category.

Cases by Trial Type
 27A.460(7), (8), (9), (10)

	No Trial	Grand Total
Felony Amended Down to Non-Felony	15 100.0%	15 100.0%
Felony Charges	184 100.0%	184 100.0%
Felony Convictions	39 100.0%	39 100.0%

- 27A.460(7) Percentage of disposition to guilty as charged by trial
- 27A.460(8) Percentage of those found guilty of lesser charge by trial
- 27A.460(9) Percentage of cases where jury trial taken
- 27A.460(10) Percentage of trials which are bench (court) trials

Shock Probation by Disposition Type
 27A.440(3)(b)

	Grand Total
0	0

27A.440(3)(b) Extracted data on shock probation shall be placed in the annual report of the Administrative Office of the Courts

- * A case may consist of one or multiple convicted charges, the distinct count of cases counts the case only once.
- * Other Disposition types include: Denied, Extradition, Grand Jury, Granted, Merged, Mistrial, Grand Jury, Other, Remanded, and Sealed Records.
- * See methodology notes for information on any cases or charges that may be excluded.



ADMINISTRATIVE OFFICE OF THE COURTS
Research and Statistics
 Annual Report FY 2024
 Circuit Court - Felony Criminal Cases

MARTIN COUNTY

Youthful Offenders

There were 0 Felony level charges and 0 Non-Felony level charges disposed within 0 Circuit Criminal cases during the fiscal year. Non-Felony charges include Misdemeanor, Violation, Local Ordinance, or Other charges within those cases.

27A.460(11)

27A.460(11) The number of juvenile offenders tried as an adult

Of the 0 Felony level charges disposed within the Youthful Offender cases, 0 (None%) charges were convicted.

Youthful Offender

Felony Charges by Disposition Type	0	Grand Total 0

Note: A youth charged prior to their 18th birthday, proceeded against as a youthful offender under KRS 635.020(7) may not be included in the above.

KRS 635.020(7) If a person who is eighteen (18) or older is charged with a felony that occurred prior to their eighteenth birthday, the court shall, upon motion of the county attorney made prior to adjudication and consultation with the Commonwealth's Attorney, the case may proceed in accordance with the provisions of KRS 640.010.

* A case may consist of one or multiple convicted charges, the distinct count of cases counts the case only once.

* Other Disposition types include: Denied, Extradition, Grand Jury, Granted, Merged, Mistrial, Grand Jury, Other, Remanded, and Sealed Records.

* See methodology notes for information on any cases or charges that may be excluded.

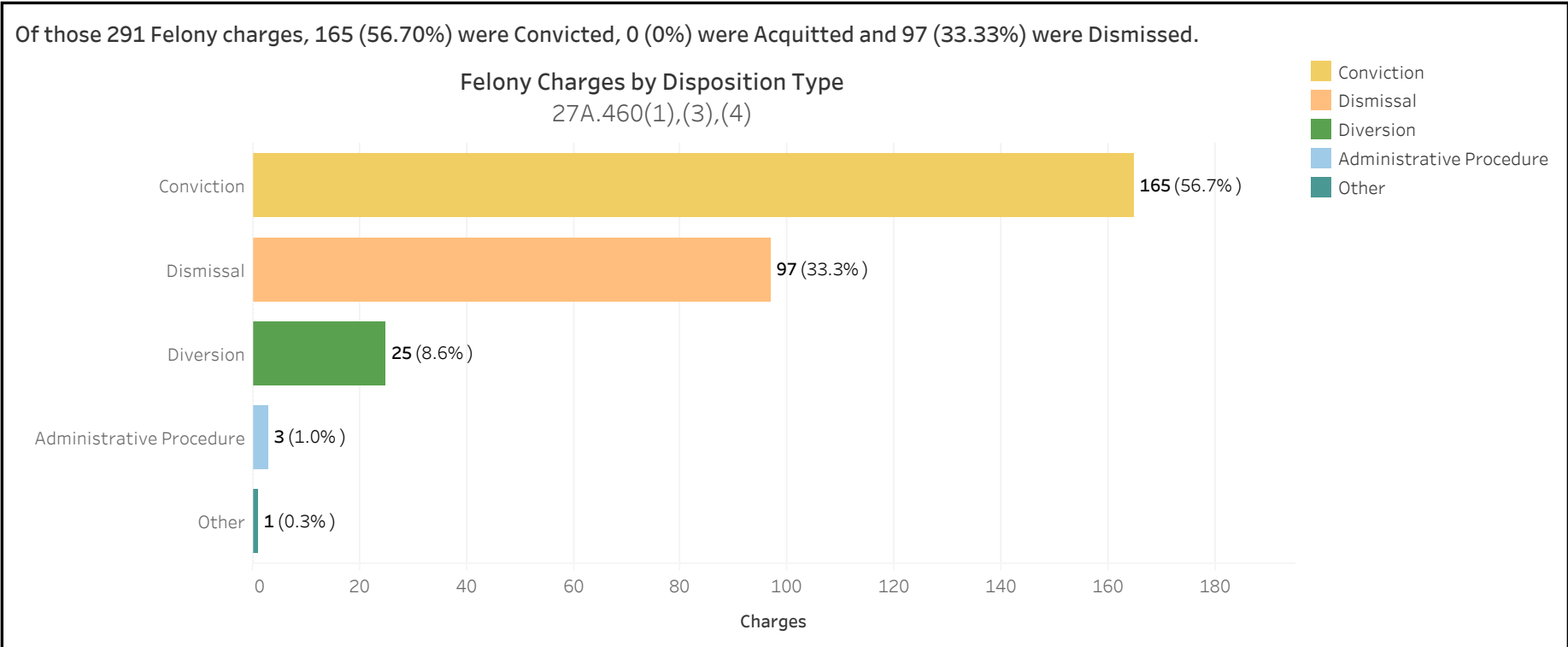


ADMINISTRATIVE OFFICE OF THE COURTS
Research and Statistics
 Annual Report FY 2024
 Circuit Court - Felony Criminal Cases

MASON COUNTY

There were 291 Felony level charges and 12 Non-Felony level charges disposed within 197 Circuit Criminal cases during the Fiscal Year. Non-Felony charges include Misdemeanor, Violation, Local Ordinance or Other charges within those cases.

		Charges	Cases
MASON	Felony	291	186
	Felony amended to Non-Felony	12	



27A.460(1) Conviction Percentages

27A.460(3) Percentage of Acquittals

27A.460(4) Percentage of Dismissals

* A case may consist of one or multiple convicted charges, the distinct count of cases counts the case only once.

* Other Disposition types include: Denied, Extradition, Grand Jury, Granted, Merged, Mistrial, Grand Jury, Other, Remanded, and Sealed Records.

* See methodology notes for information on any cases or charges that may be excluded.



ADMINISTRATIVE OFFICE OF THE COURTS
Research and Statistics
 Annual Report FY 2024
 Circuit Court - Felony Criminal Cases

MASON COUNTY

Felony Charges Convicted by Highest Penalty Type

Penalty Type	FELONY			MISDEMEANOR			OTHER			VIOLATION			Grand Total		
	Charges	% of Chgs	Cases	Charges	% of Chgs	Cases	Charges	% of Chgs	Cases	Charges	% of Chgs	Cases	Charges	% of Chgs	Cases
Incarcerated Prison	1,885	41.6%	595	22	1.0%	15				2	0.7%	2	1,909	27.7%	598
Incarcerated Jail	526	11.6%	267	736	35.1%	379				17	6.3%	12	1,279	18.5%	549
Alternative: Home Incarceration				4	0.2%	2							4	0.1%	2
Alternative: Probation	2,021	44.6%	905	721	34.4%	380				9	3.3%	7	2,751	39.9%	926
Alternative: Cond. Discharged	64	1.4%	46	551	26.3%	284	1	100.0%	1	3	1.1%	1	619	9.0%	320
Alternative Sentence	1	0.0%	1	8	0.4%	7				26	9.6%	21	35	0.5%	27
Pay Fine	2	0.0%	2	13	0.6%	10				156	57.6%	109	171	2.5%	113
Pay Court Cost	1	0.0%	1	1	0.0%	1				3	1.1%	3	5	0.1%	5
Other Penalty	15	0.3%	12	26	1.2%	16				54	19.9%	37	95	1.4%	59
No Sentence	20	0.4%	15	14	0.7%	9				1	0.4%	1	35	0.5%	18
Grand Total	4,535	100.0%	1,774	2,096	100.0%	1,081	1	100.0%	1	271	100.0%	188	6,903	100.0%	2,139

27A.460(2) Percentages of fines, imprisonment, or other penalty assessment

Original & Final Plea Type

		GUILTY	NOT GUILTY	UNKNOWN PLEA TYPE	Grand Total
Felony Charges	Original Plea	19 (6.5%)	261 (89.7%)	11 (3.8%)	291 (100.0%)
	Final Plea	214 (73.5%)	66 (22.7%)	11 (3.8%)	291 (100.0%)
Felony amended to Non-Felony	Original Plea		12 (100.0%)		12 (100.0%)
	Final Plea	1 (8.3%)	11 (91.7%)		12 (100.0%)

27A.460(5) Percentage of pleas as charges

27A.460(6) Percentage of pleas to reduce charges

* A case may consist of one or multiple convicted charges, the distinct count of cases counts the case only once.

* Other Disposition types include: Denied, Extradition, Grand Jury, Granted, Merged, Mistrial, Grand Jury, Other, Remanded, and Sealed Records.

* See methodology notes for information on any cases or charges that may be excluded.



ADMINISTRATIVE OFFICE OF THE COURTS
Research and Statistics
 Annual Report FY 2024
 Circuit Court - Felony Criminal Cases

MASON COUNTY

Cases can have multiple charges which are heard either by a Court Trial, Jury Trial, No Trial, or by a combination of trial types. Cases are categorized by how all the charges within the case were disposed. If all charges were disposed by the same trial type, it is counted in the separate category, otherwise, it is counted within the Mixed Trial category. If a charge had no trial type entered or it had No Trial, then it is counted in the No Trial category.

Cases by Trial Type
 27A.460(7), (8), (9), (10)

	Jury Trial	Mixed Trial Typ..	No Trial	Grand Total
Felony Amended Down to Non-Felony			11	11
			100.00%	100.00%
Felony Charges	1	1	184	186
	0.54%	0.54%	98.92%	100.00%
Felony Convictions	1		112	113
	0.88%		99.12%	100.00%

- 27A.460(7) Percentage of disposition to guilty as charged by trial
- 27A.460(8) Percentage of those found guilty of lesser charge by trial
- 27A.460(9) Percentage of cases where jury trial taken
- 27A.460(10) Percentage of trials which are bench (court) trials

Shock Probation by Disposition Type
 27A.440(3)(b)

	Denied	Granted	Vacated	Grand Total
0026090 SHOCK PROBATION IN FELONY CONVICTIONS	71	14	1	86
	82.56%	16.28%	1.16%	100.00%
0026100 SHOCK PROBATION IN MISDEMEANOR CONVICTIONS	1	2		3
	33.33%	66.67%		100.00%

27A.440(3)(b) Extracted data on shock probation shall be placed in the annual report of the Administrative Office of the Courts

- * A case may consist of one or multiple convicted charges, the distinct count of cases counts the case only once.
- * Other Disposition types include: Denied, Extradition, Grand Jury, Granted, Merged, Mistrial, Grand Jury, Other, Remanded, and Sealed Records.
- * See methodology notes for information on any cases or charges that may be excluded.



ADMINISTRATIVE OFFICE OF THE COURTS
Research and Statistics
Annual Report FY 2024
Circuit Court - Felony Criminal Cases

MASON COUNTY

Youthful Offenders

There were 0 Felony level charges and 0 Non-Felony level charges disposed within 0 Circuit Criminal cases during the fiscal year. Non-Felony charges include Misdemeanor, Violation, Local Ordinance, or Other charges within those cases.

27A.460(11)

27A.460(11) The number of juvenile offenders tried as an adult

Of the 0 Felony level charges disposed within the Youthful Offender cases, 0 (None%) charges were convicted.

Youthful Offender

	Grand Total
Felony Charges by Disposition Type	0

Note: A youth charged prior to their 18th birthday, proceeded against as a youthful offender under KRS 635.020(7) may not be included in the above.

KRS 635.020(7) If a person who is eighteen (18) or older is charged with a felony that occurred prior to their eighteenth birthday, the court shall, upon motion of the county attorney made prior to adjudication and consultation with the Commonwealth's Attorney, the case may proceed in accordance with the provisions of KRS 640.010.

* A case may consist of one or multiple convicted charges, the distinct count of cases counts the case only once.

* Other Disposition types include: Denied, Extradition, Grand Jury, Granted, Merged, Mistrial, Grand Jury, Other, Remanded, and Sealed Records.

* See methodology notes for information on any cases or charges that may be excluded.

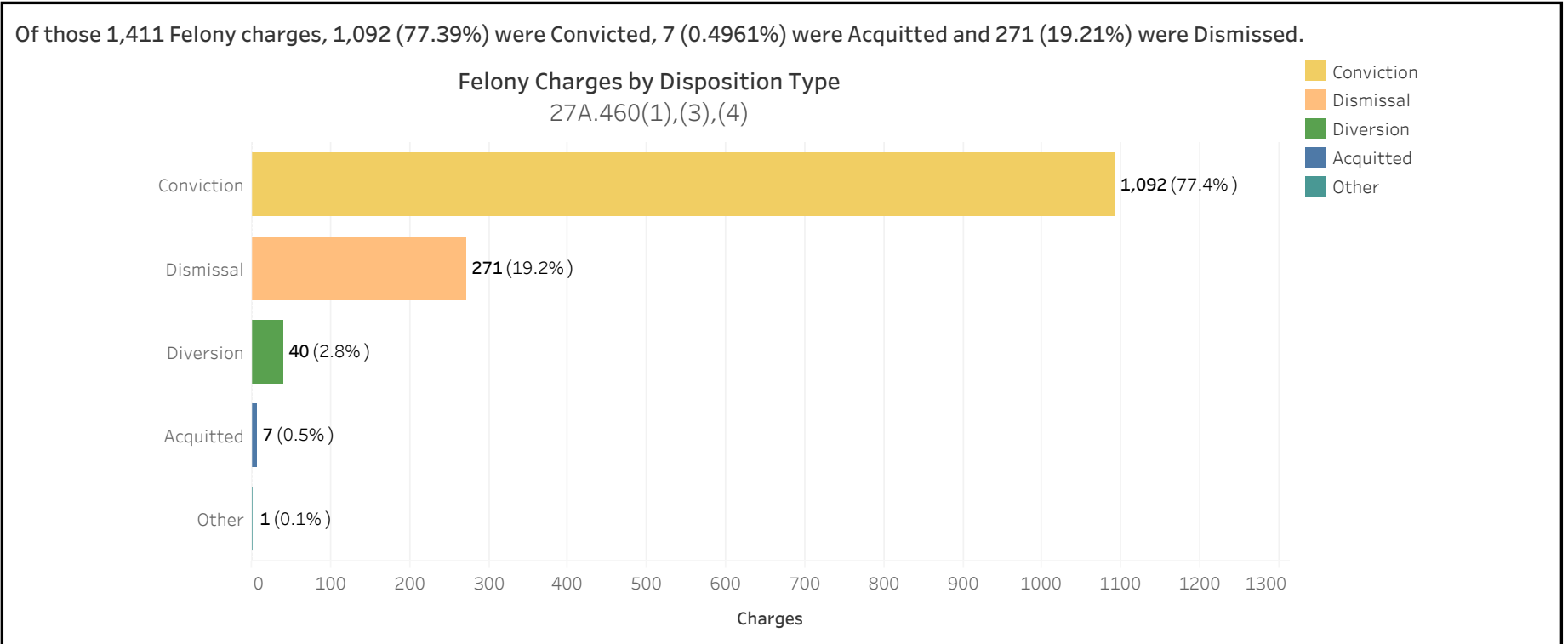


ADMINISTRATIVE OFFICE OF THE COURTS
Research and Statistics
 Annual Report FY 2024
 Circuit Court - Felony Criminal Cases

MCCRACKEN COUNTY

There were 1,411 Felony level charges and 49 Non-Felony level charges disposed within 971 Circuit Criminal cases during the Fiscal Year. Non-Felony charges include Misdemeanor, Violation, Local Ordinance or Other charges within those cases.

	Charges	Cases
MCCRACKEN Felony	1,411	939
Felony amended to Non-Felony	49	



27A.460(1) Conviction Percentages

27A.460(3) Percentage of Acquittals

27A.460(4) Percentage of Dismissals

* A case may consist of one or multiple convicted charges, the distinct count of cases counts the case only once.

* Other Disposition types include: Denied, Extradition, Grand Jury, Granted, Merged, Mistrial, Grand Jury, Other, Remanded, and Sealed Records.

* See methodology notes for information on any cases or charges that may be excluded.



ADMINISTRATIVE OFFICE OF THE COURTS
Research and Statistics
 Annual Report FY 2024
 Circuit Court - Felony Criminal Cases

MCCRACKEN COUNTY

Felony Charges Convicted by Highest Penalty Type

Penalty Type	FELONY			MISDEMEANOR			OTHER			VIOLATION			Grand Total		
	Charges	% of Chgs	Cases	Charges	% of Chgs	Cases	Charges	% of Chgs	Cases	Charges	% of Chgs	Cases	Charges	% of Chgs	Cases
Incarcerated Prison	1,885	41.6%	595	22	1.0%	15				2	0.7%	2	1,909	27.7%	598
Incarcerated Jail	526	11.6%	267	736	35.1%	379				17	6.3%	12	1,279	18.5%	549
Alternative: Home Incarceration				4	0.2%	2							4	0.1%	2
Alternative: Probation	2,021	44.6%	905	721	34.4%	380				9	3.3%	7	2,751	39.9%	926
Alternative: Cond. Discharged	64	1.4%	46	551	26.3%	284	1	100.0%	1	3	1.1%	1	619	9.0%	320
Alternative Sentence	1	0.0%	1	8	0.4%	7				26	9.6%	21	35	0.5%	27
Pay Fine	2	0.0%	2	13	0.6%	10				156	57.6%	109	171	2.5%	113
Pay Court Cost	1	0.0%	1	1	0.0%	1				3	1.1%	3	5	0.1%	5
Other Penalty	15	0.3%	12	26	1.2%	16				54	19.9%	37	95	1.4%	59
No Sentence	20	0.4%	15	14	0.7%	9				1	0.4%	1	35	0.5%	18
Grand Total	4,535	100.0%	1,774	2,096	100.0%	1,081	1	100.0%	1	271	100.0%	188	6,903	100.0%	2,139

27A.460(2) Percentages of fines, imprisonment, or other penalty assessment

Original & Final Plea Type

		GUILTY	NOT GUILTY	UNKNOWN PLEA TYPE	Grand Total
Felony Charges	Original Plea	9 (0.6%)	841 (59.6%)	561 (39.8%)	1,411 (100.0%)
	Final Plea	846 (60.0%)	4 (0.3%)	561 (39.8%)	1,411 (100.0%)
Felony amended to Non-Felony	Original Plea		7 (14.3%)	42 (85.7%)	49 (100.0%)
	Final Plea	6 (12.2%)	1 (2.0%)	42 (85.7%)	49 (100.0%)

27A.460(5) Percentage of pleas as charges

27A.460(6) Percentage of pleas to reduce charges

* A case may consist of one or multiple convicted charges, the distinct count of cases counts the case only once.

* Other Disposition types include: Denied, Extradition, Grand Jury, Granted, Merged, Mistrial, Grand Jury, Other, Remanded, and Sealed Records.

* See methodology notes for information on any cases or charges that may be excluded.



ADMINISTRATIVE OFFICE OF THE COURTS
Research and Statistics
 Annual Report FY 2024
 Circuit Court - Felony Criminal Cases

MCCRACKEN COUNTY

Cases can have multiple charges which are heard either by a Court Trial, Jury Trial, No Trial, or by a combination of trial types. Cases are categorized by how all the charges within the case were disposed. If all charges were disposed by the same trial type, it is counted in the separate category, otherwise, it is counted within the Mixed Trial category. If a charge had no trial type entered or it had No Trial, then it is counted in the No Trial category.

Cases by Trial Type
 27A.460(7), (8), (9), (10)

	Jury Trial	Mixed Trial Typ..	No Trial	Grand Total
Felony Amended Down to Non-Felony	1 3.12%	2 6.25%	29 90.62%	32 100.00%
Felony Charges	10 1.06%	82 8.73%	847 90.20%	939 100.00%
Felony Convictions	7 0.94%	70 9.38%	669 89.68%	746 100.00%

- 27A.460(7) Percentage of disposition to guilty as charged by trial
- 27A.460(8) Percentage of those found guilty of lesser charge by trial
- 27A.460(9) Percentage of cases where jury trial taken
- 27A.460(10) Percentage of trials which are bench (court) trials

Shock Probation by Disposition Type
 27A.440(3)(b)

	Denied	Granted	Grand Total
0026090 SHOCK PROBATION IN FELONY CONVICTIONS	8 72.73%	3 27.27%	11 100.00%
0026100 SHOCK PROBATION IN MISDEMEANOR CONVICTIONS	1 100.00%		1 100.00%

27A.440(3)(b) Extracted data on shock probation shall be placed in the annual report of the Administrative Office of the Courts

* A case may consist of one or multiple convicted charges, the distinct count of cases counts the case only once.
 * Other Disposition types include: Denied, Extradition, Grand Jury, Granted, Merged, Mistrial, Grand Jury, Other, Remanded, and Sealed Records.
 * See methodology notes for information on any cases or charges that may be excluded.



ADMINISTRATIVE OFFICE OF THE COURTS
Research and Statistics
Annual Report FY 2024
Circuit Court - Felony Criminal Cases

MCCRACKEN COUNTY

Youthful Offenders

There were 0 Felony level charges and 0 Non-Felony level charges disposed within 0 Circuit Criminal cases during the fiscal year. Non-Felony charges include Misdemeanor, Violation, Local Ordinance, or Other charges within those cases.

27A.460(11)

27A.460(11) The number of juvenile offenders tried as an adult

Of the 0 Felony level charges disposed within the Youthful Offender cases, 0 (None%) charges were convicted.

Youthful Offender

	Grand Total
Felony Charges by Disposition Type	0

Note: A youth charged prior to their 18th birthday, proceeded against as a youthful offender under KRS 635.020(7) may not be included in the above.

KRS 635.020(7) If a person who is eighteen (18) or older is charged with a felony that occurred prior to their eighteenth birthday, the court shall, upon motion of the county attorney made prior to adjudication and consultation with the Commonwealth's Attorney, the case may proceed in accordance with the provisions of KRS 640.010.

* A case may consist of one or multiple convicted charges, the distinct count of cases counts the case only once.

* Other Disposition types include: Denied, Extradition, Grand Jury, Granted, Merged, Mistrial, Grand Jury, Other, Remanded, and Sealed Records.

* See methodology notes for information on any cases or charges that may be excluded.

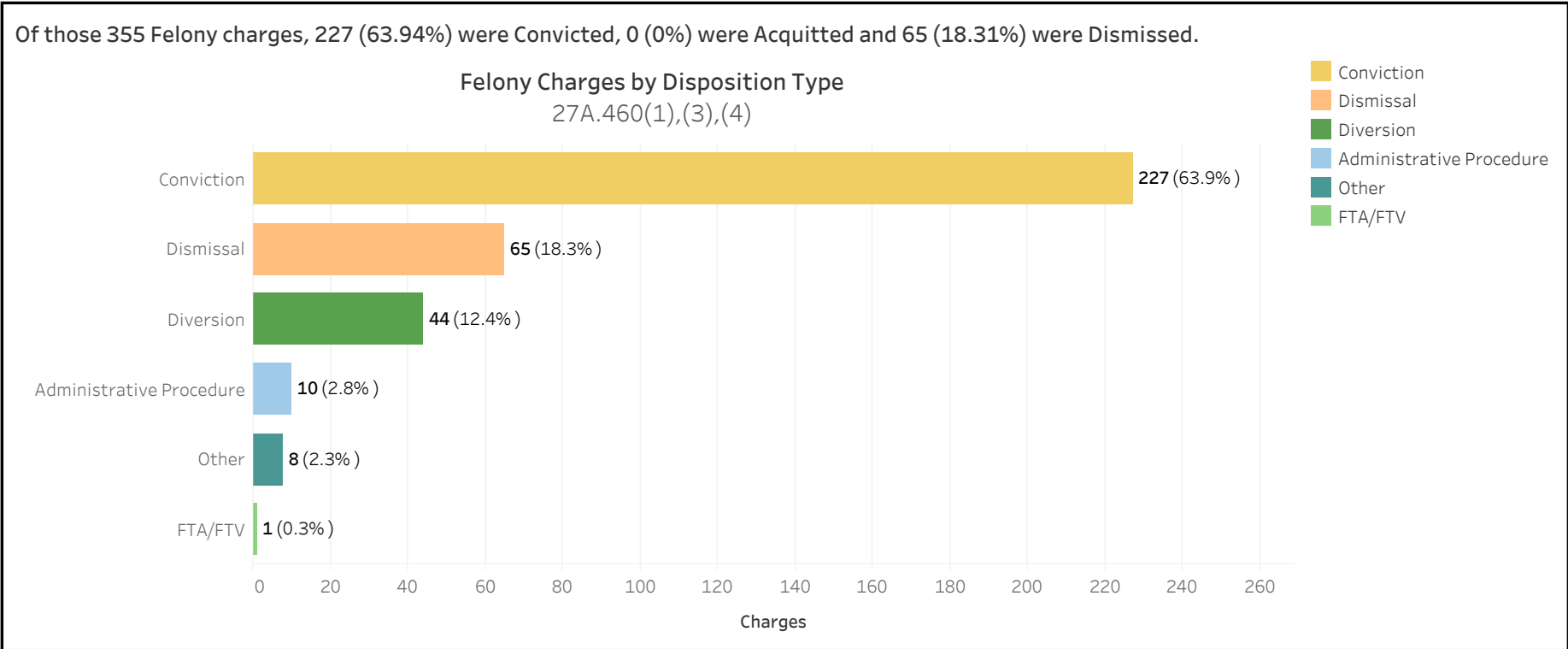


ADMINISTRATIVE OFFICE OF THE COURTS
Research and Statistics
 Annual Report FY 2024
 Circuit Court - Felony Criminal Cases

MCCREARY COUNTY

There were 355 Felony level charges and 8 Non-Felony level charges disposed within 238 Circuit Criminal cases during the Fiscal Year. Non-Felony charges include Misdemeanor, Violation, Local Ordinance or Other charges within those cases.

		Charges	Cases
MCCREARY	Felony	355	230
	Felony amended to Non-Felony	8	



27A.460(1) Conviction Percentages

27A.460(3) Percentage of Acquittals

27A.460(4) Percentage of Dismissals

* A case may consist of one or multiple convicted charges, the distinct count of cases counts the case only once.

* Other Disposition types include: Denied, Extradition, Grand Jury, Granted, Merged, Mistrial, Grand Jury, Other, Remanded, and Sealed Records.

* See methodology notes for information on any cases or charges that may be excluded.



ADMINISTRATIVE OFFICE OF THE COURTS
Research and Statistics
 Annual Report FY 2024
 Circuit Court - Felony Criminal Cases

MCCREARY COUNTY

Felony Charges Convicted by Highest Penalty Type

Penalty Type	FELONY			MISDEMEANOR			OTHER			VIOLATION			Grand Total		
	Charges	% of Chgs	Cases	Charges	% of Chgs	Cases	Charges	% of Chgs	Cases	Charges	% of Chgs	Cases	Charges	% of Chgs	Cases
Incarcerated Prison	1,885	41.6%	595	22	1.0%	15				2	0.7%	2	1,909	27.7%	598
Incarcerated Jail	526	11.6%	267	736	35.1%	379				17	6.3%	12	1,279	18.5%	549
Alternative: Home Incarceration				4	0.2%	2							4	0.1%	2
Alternative: Probation	2,021	44.6%	905	721	34.4%	380				9	3.3%	7	2,751	39.9%	926
Alternative: Cond. Discharged	64	1.4%	46	551	26.3%	284	1	100.0%	1	3	1.1%	1	619	9.0%	320
Alternative Sentence	1	0.0%	1	8	0.4%	7				26	9.6%	21	35	0.5%	27
Pay Fine	2	0.0%	2	13	0.6%	10				156	57.6%	109	171	2.5%	113
Pay Court Cost	1	0.0%	1	1	0.0%	1				3	1.1%	3	5	0.1%	5
Other Penalty	15	0.3%	12	26	1.2%	16				54	19.9%	37	95	1.4%	59
No Sentence	20	0.4%	15	14	0.7%	9				1	0.4%	1	35	0.5%	18
Grand Total	4,535	100.0%	1,774	2,096	100.0%	1,081	1	100.0%	1	271	100.0%	188	6,903	100.0%	2,139

27A.460(2) Percentages of fines, imprisonment, or other penalty assessment

Original & Final Plea Type

		GUILTY	NOT GUILTY	UNKNOWN PLEA TYPE	Grand Total
Felony Charges	Original Plea	4 (1.1%)	124 (34.9%)	227 (63.9%)	355 (100.0%)
	Final Plea	128 (36.1%)		227 (63.9%)	355 (100.0%)
Felony amended to Non-Felony	Original Plea		2 (25.0%)	6 (75.0%)	8 (100.0%)
	Final Plea	2 (25.0%)		6 (75.0%)	8 (100.0%)

27A.460(5) Percentage of pleas as charges

27A.460(6) Percentage of pleas to reduce charges

* A case may consist of one or multiple convicted charges, the distinct count of cases counts the case only once.

* Other Disposition types include: Denied, Extradition, Grand Jury, Granted, Merged, Mistrial, Grand Jury, Other, Remanded, and Sealed Records.

* See methodology notes for information on any cases or charges that may be excluded.



ADMINISTRATIVE OFFICE OF THE COURTS
Research and Statistics
 Annual Report FY 2024
 Circuit Court - Felony Criminal Cases

MCCREARY COUNTY

Cases can have multiple charges which are heard either by a Court Trial, Jury Trial, No Trial, or by a combination of trial types. Cases are categorized by how all the charges within the case were disposed. If all charges were disposed by the same trial type, it is counted in the separate category, otherwise, it is counted within the Mixed Trial category. If a charge had no trial type entered or it had No Trial, then it is counted in the No Trial category.

Cases by Trial Type
 27A.460(7), (8), (9), (10)

	Mixed Trial Typ..	No Trial	Grand Total
Felony Amended Down to Non-Felony		8 100.00%	8 100.00%
Felony Charges	7 3.04%	223 96.96%	230 100.00%
Felony Convictions	6 4.17%	138 95.83%	144 100.00%

- 27A.460(7) Percentage of disposition to guilty as charged by trial
- 27A.460(8) Percentage of those found guilty of lesser charge by trial
- 27A.460(9) Percentage of cases where jury trial taken
- 27A.460(10) Percentage of trials which are bench (court) trials

Shock Probation by Disposition Type
 27A.440(3)(b)

	Denied	Granted	Withdrawn	Other	Grand Total
0026090 SHOCK PROBATION IN FELONY CONVICTIONS	6 60.00%	2 20.00%	1 10.00%	1 10.00%	10 100.00%
0026100 SHOCK PROBATION IN MISDEMEANOR CONVICTIONS	2 100.00%				2 100.00%

27A.440(3)(b) Extracted data on shock probation shall be placed in the annual report of the Administrative Office of the Courts

* A case may consist of one or multiple convicted charges, the distinct count of cases counts the case only once.
 * Other Disposition types include: Denied, Extradition, Grand Jury, Granted, Merged, Mistrial, Grand Jury, Other, Remanded, and Sealed Records.
 * See methodology notes for information on any cases or charges that may be excluded.



ADMINISTRATIVE OFFICE OF THE COURTS
Research and Statistics
 Annual Report FY 2024
 Circuit Court - Felony Criminal Cases

MCCREARY COUNTY

Youthful Offenders

There were 1 Felony level charges and 0 Non-Felony level charges disposed within 1 Circuit Criminal cases during the fiscal year. Non-Felony charges include Misdemeanor, Violation, Local Ordinance, or Other charges within those cases.

27A.460(11)

	Charges	Cases
Felony	1	1
Felony Amended to Non-Felony	0	0

27A.460(11) The number of juvenile offenders tried as an adult

Of the 1 Felony level charges disposed within the Youthful Offender cases, 1 (100.0%) charges were convicted.

Youthful Offender

	Conviction	Grand Total
Felony Charges by Disposition Type	1	1

Note: A youth charged prior to their 18th birthday, proceeded against as a youthful offender under KRS 635.020(7) may not be included in the above.

KRS 635.020(7) If a person who is eighteen (18) or older is charged with a felony that occurred prior to their eighteenth birthday, the court shall, upon motion of the county attorney made prior to adjudication and consultation with the Commonwealth's Attorney, the case may proceed in accordance with the provisions of KRS 640.010.

- * A case may consist of one or multiple convicted charges, the distinct count of cases counts the case only once.
- * Other Disposition types include: Denied, Extradition, Grand Jury, Granted, Merged, Mistrial, Grand Jury, Other, Remanded, and Sealed Records.
- * See methodology notes for information on any cases or charges that may be excluded.

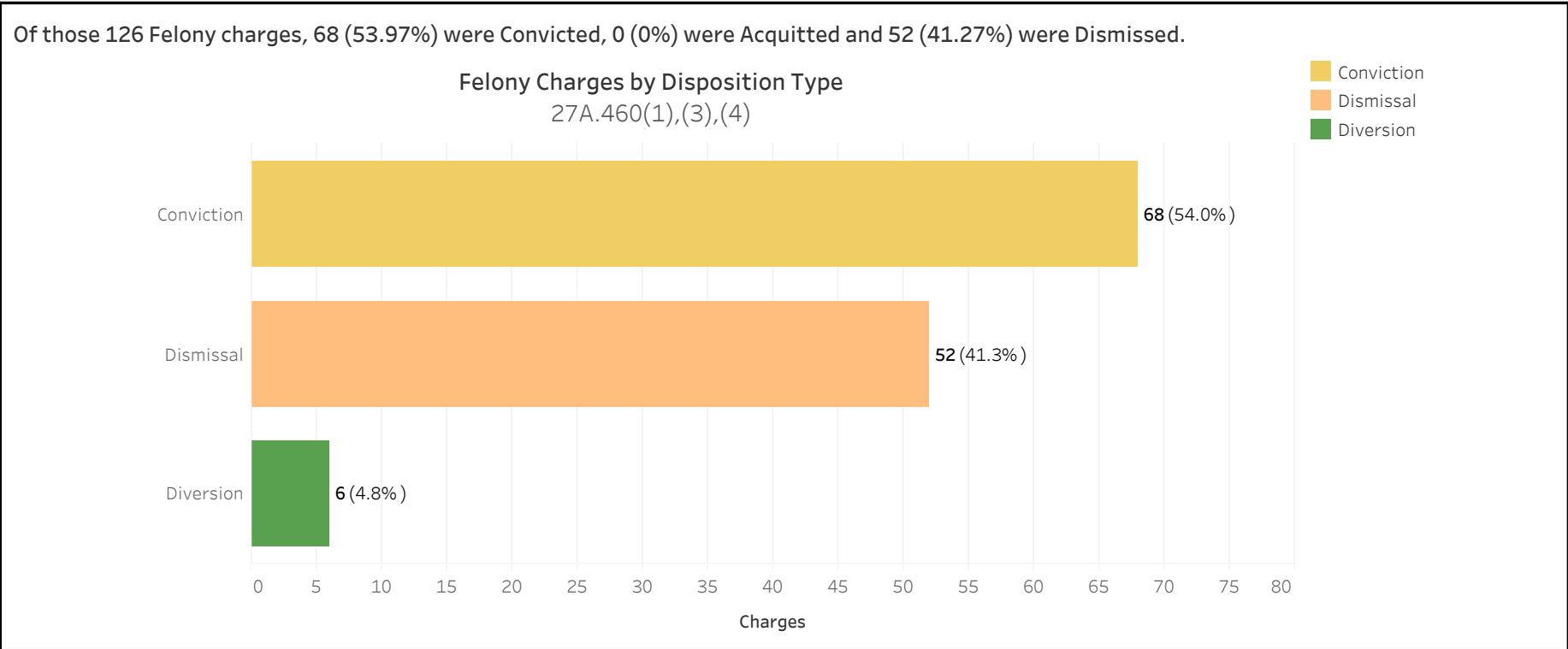


ADMINISTRATIVE OFFICE OF THE COURTS
Research and Statistics
 Annual Report FY 2024
 Circuit Court - Felony Criminal Cases

MCLEAN COUNTY

There were 126 Felony level charges and 5 Non-Felony level charges disposed within 77 Circuit Criminal cases during the Fiscal Year. Non-Felony charges include Misdemeanor, Violation, Local Ordinance or Other charges within those cases.

		Charges	Cases
MCLEAN	Felony	126	72
	Felony amended to Non-Felony	5	



27A.460(1) Conviction Percentages

27A.460(3) Percentage of Acquittals

27A.460(4) Percentage of Dismissals

* A case may consist of one or multiple convicted charges, the distinct count of cases counts the case only once.

* Other Disposition types include: Denied, Extradition, Grand Jury, Granted, Merged, Mistrial, Grand Jury, Other, Remanded, and Sealed Records.

* See methodology notes for information on any cases or charges that may be excluded.



ADMINISTRATIVE OFFICE OF THE COURTS
Research and Statistics
 Annual Report FY 2024
 Circuit Court - Felony Criminal Cases

MCLEAN COUNTY

Felony Charges Convicted by Highest Penalty Type

Penalty Type	FELONY			MISDEMEANOR			OTHER			VIOLATION			Grand Total		
	Charges	% of Chgs	Cases	Charges	% of Chgs	Cases	Charges	% of Chgs	Cases	Charges	% of Chgs	Cases	Charges	% of Chgs	Cases
Incarcerated Prison	1,885	41.6%	595	22	1.0%	15				2	0.7%	2	1,909	27.7%	598
Incarcerated Jail	526	11.6%	267	736	35.1%	379				17	6.3%	12	1,279	18.5%	549
Alternative: Home Incarceration				4	0.2%	2							4	0.1%	2
Alternative: Probation	2,021	44.6%	905	721	34.4%	380				9	3.3%	7	2,751	39.9%	926
Alternative: Cond. Discharged	64	1.4%	46	551	26.3%	284	1	100.0%	1	3	1.1%	1	619	9.0%	320
Alternative Sentence	1	0.0%	1	8	0.4%	7				26	9.6%	21	35	0.5%	27
Pay Fine	2	0.0%	2	13	0.6%	10				156	57.6%	109	171	2.5%	113
Pay Court Cost	1	0.0%	1	1	0.0%	1				3	1.1%	3	5	0.1%	5
Other Penalty	15	0.3%	12	26	1.2%	16				54	19.9%	37	95	1.4%	59
No Sentence	20	0.4%	15	14	0.7%	9				1	0.4%	1	35	0.5%	18
Grand Total	4,535	100.0%	1,774	2,096	100.0%	1,081	1	100.0%	1	271	100.0%	188	6,903	100.0%	2,139

27A.460(2) Percentages of fines, imprisonment, or other penalty assessment

Original & Final Plea Type

		GUILTY	NOT GUILTY	UNKNOWN PLEA TYPE	Grand Total
Felony Charges	Original Plea	16 (12.7%)	66 (52.4%)	44 (34.9%)	126 (100.0%)
	Final Plea	80 (63.5%)	2 (1.6%)	44 (34.9%)	126 (100.0%)
Felony amended to Non-Felony	Original Plea			5 (100.0%)	5 (100.0%)
	Final Plea			5 (100.0%)	5 (100.0%)

27A.460(5) Percentage of pleas as charges

27A.460(6) Percentage of pleas to reduce charges

* A case may consist of one or multiple convicted charges, the distinct count of cases counts the case only once.

* Other Disposition types include: Denied, Extradition, Grand Jury, Granted, Merged, Mistrial, Grand Jury, Other, Remanded, and Sealed Records.

* See methodology notes for information on any cases or charges that may be excluded.



ADMINISTRATIVE OFFICE OF THE COURTS
Research and Statistics
 Annual Report FY 2024
 Circuit Court - Felony Criminal Cases

MCLEAN COUNTY

Cases can have multiple charges which are heard either by a Court Trial, Jury Trial, No Trial, or by a combination of trial types. Cases are categorized by how all the charges within the case were disposed. If all charges were disposed by the same trial type, it is counted in the separate category, otherwise, it is counted within the Mixed Trial category. If a charge had no trial type entered or it had No Trial, then it is counted in the No Trial category.

Cases by Trial Type
 27A.460(7), (8), (9), (10)

	Mixed Trial Typ..	No Trial	Grand Total
Felony Amended Down to Non-Felony		5 100.00%	5 100.00%
Felony Charges	2 2.78%	70 97.22%	72 100.00%
Felony Convictions	2 4.88%	39 95.12%	41 100.00%

- 27A.460(7) Percentage of disposition to guilty as charged by trial
- 27A.460(8) Percentage of those found guilty of lesser charge by trial
- 27A.460(9) Percentage of cases where jury trial taken
- 27A.460(10) Percentage of trials which are bench (court) trials

Shock Probation by Disposition Type
 27A.440(3)(b)

	Denied	Granted	Grand Total
0026090 SHOCK PROBATION IN FELONY CONVICTIONS	23 79.31%	6 20.69%	29 100.00%

27A.440(3)(b) Extracted data on shock probation shall be placed in the annual report of the Administrative Office of the Courts

- * A case may consist of one or multiple convicted charges, the distinct count of cases counts the case only once.
- * Other Disposition types include: Denied, Extradition, Grand Jury, Granted, Merged, Mistrial, Grand Jury, Other, Remanded, and Sealed Records.
- * See methodology notes for information on any cases or charges that may be excluded.



ADMINISTRATIVE OFFICE OF THE COURTS
Research and Statistics
Annual Report FY 2024
Circuit Court - Felony Criminal Cases

MCLEAN COUNTY

Youthful Offenders

There were 0 Felony level charges and 0 Non-Felony level charges disposed within 0 Circuit Criminal cases during the fiscal year. Non-Felony charges include Misdemeanor, Violation, Local Ordinance, or Other charges within those cases.

27A.460(11)

27A.460(11) The number of juvenile offenders tried as an adult

Of the 0 Felony level charges disposed within the Youthful Offender cases, 0 (None%) charges were convicted.

Youthful Offender

	Grand Total
Felony Charges by Disposition Type	0

Note: A youth charged prior to their 18th birthday, proceeded against as a youthful offender under KRS 635.020(7) may not be included in the above.

KRS 635.020(7) If a person who is eighteen (18) or older is charged with a felony that occurred prior to their eighteenth birthday, the court shall, upon motion of the county attorney made prior to adjudication and consultation with the Commonwealth's Attorney, the case may proceed in accordance with the provisions of KRS 640.010.

* A case may consist of one or multiple convicted charges, the distinct count of cases counts the case only once.

* Other Disposition types include: Denied, Extradition, Grand Jury, Granted, Merged, Mistrial, Grand Jury, Other, Remanded, and Sealed Records.

* See methodology notes for information on any cases or charges that may be excluded.

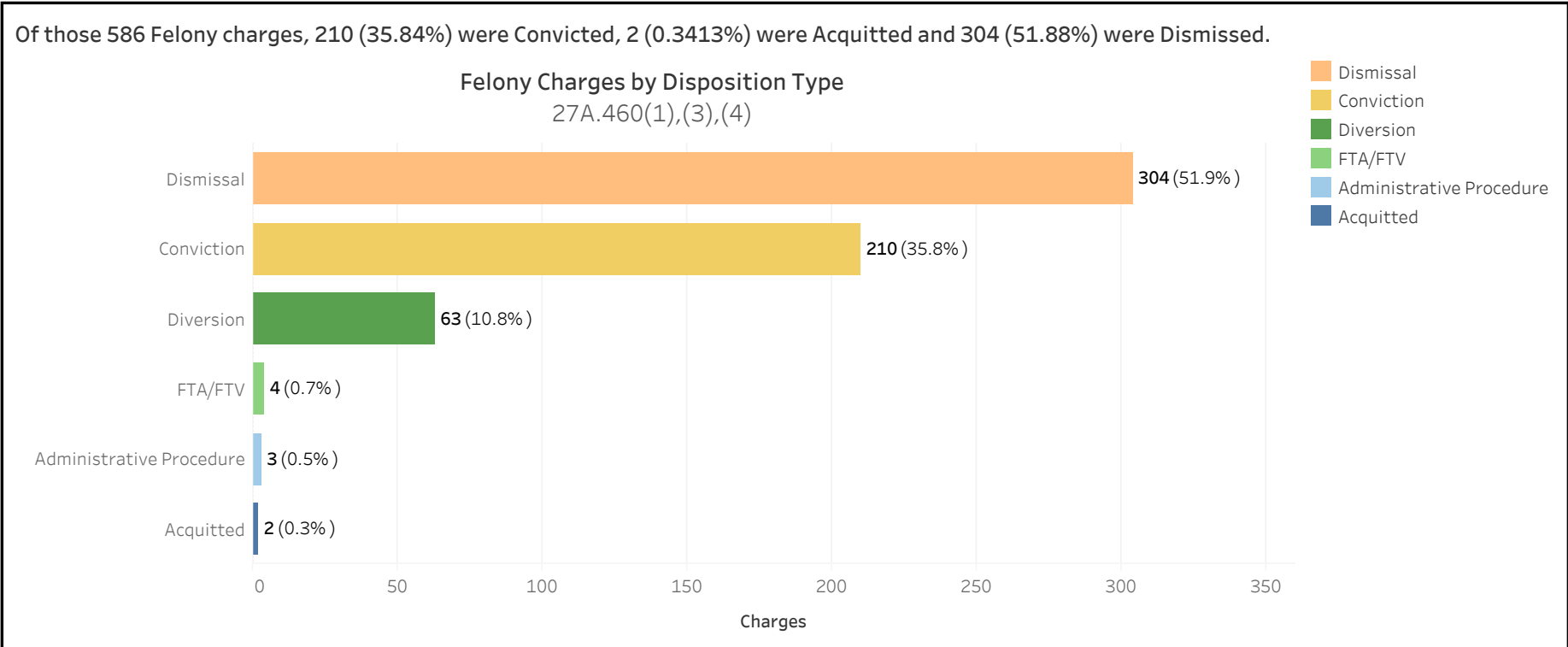


ADMINISTRATIVE OFFICE OF THE COURTS
Research and Statistics
 Annual Report FY 2024
 Circuit Court - Felony Criminal Cases

MEADE COUNTY

There were 586 Felony level charges and 21 Non-Felony level charges disposed within 326 Circuit Criminal cases during the Fiscal Year. Non-Felony charges include Misdemeanor, Violation, Local Ordinance or Other charges within those cases.

		Charges	Cases
MEADE	Felony	586	307
	Felony amended to Non-Felony	21	



27A.460(1) Conviction Percentages

27A.460(3) Percentage of Acquittals

27A.460(4) Percentage of Dismissals

* A case may consist of one or multiple convicted charges, the distinct count of cases counts the case only once.

* Other Disposition types include: Denied, Extradition, Grand Jury, Granted, Merged, Mistrial, Grand Jury, Other, Remanded, and Sealed Records.

* See methodology notes for information on any cases or charges that may be excluded.



ADMINISTRATIVE OFFICE OF THE COURTS
Research and Statistics
 Annual Report FY 2024
 Circuit Court - Felony Criminal Cases

MEADE COUNTY

Felony Charges Convicted by Highest Penalty Type

Penalty Type	FELONY			MISDEMEANOR			OTHER			VIOLATION			Grand Total		
	Charges	% of Chgs	Cases	Charges	% of Chgs	Cases	Charges	% of Chgs	Cases	Charges	% of Chgs	Cases	Charges	% of Chgs	Cases
Incarcerated Prison	1,885	41.6%	595	22	1.0%	15				2	0.7%	2	1,909	27.7%	598
Incarcerated Jail	526	11.6%	267	736	35.1%	379				17	6.3%	12	1,279	18.5%	549
Alternative: Home Incarceration				4	0.2%	2							4	0.1%	2
Alternative: Probation	2,021	44.6%	905	721	34.4%	380				9	3.3%	7	2,751	39.9%	926
Alternative: Cond. Discharged	64	1.4%	46	551	26.3%	284	1	100.0%	1	3	1.1%	1	619	9.0%	320
Alternative Sentence	1	0.0%	1	8	0.4%	7				26	9.6%	21	35	0.5%	27
Pay Fine	2	0.0%	2	13	0.6%	10				156	57.6%	109	171	2.5%	113
Pay Court Cost	1	0.0%	1	1	0.0%	1				3	1.1%	3	5	0.1%	5
Other Penalty	15	0.3%	12	26	1.2%	16				54	19.9%	37	95	1.4%	59
No Sentence	20	0.4%	15	14	0.7%	9				1	0.4%	1	35	0.5%	18
Grand Total	4,535	100.0%	1,774	2,096	100.0%	1,081	1	100.0%	1	271	100.0%	188	6,903	100.0%	2,139

27A.460(2) Percentages of fines, imprisonment, or other penalty assessment

Original & Final Plea Type

		GUILTY	NOT GUILTY	UNKNOWN PLEA TYPE	Grand Total
Felony Charges	Original Plea	1 (0.2%)	335 (57.2%)	250 (42.7%)	586 (100.0%)
	Final Plea	332 (56.7%)	4 (0.7%)	250 (42.7%)	586 (100.0%)
Felony amended to Non-Felony	Original Plea			21 (100.0%)	21 (100.0%)
	Final Plea			21 (100.0%)	21 (100.0%)

27A.460(5) Percentage of pleas as charges

27A.460(6) Percentage of pleas to reduce charges

* A case may consist of one or multiple convicted charges, the distinct count of cases counts the case only once.

* Other Disposition types include: Denied, Extradition, Grand Jury, Granted, Merged, Mistrial, Grand Jury, Other, Remanded, and Sealed Records.

* See methodology notes for information on any cases or charges that may be excluded.



ADMINISTRATIVE OFFICE OF THE COURTS
Research and Statistics
 Annual Report FY 2024
 Circuit Court - Felony Criminal Cases

MEADE COUNTY

Cases can have multiple charges which are heard either by a Court Trial, Jury Trial, No Trial, or by a combination of trial types. Cases are categorized by how all the charges within the case were disposed. If all charges were disposed by the same trial type, it is counted in the separate category, otherwise, it is counted within the Mixed Trial category. If a charge had no trial type entered or it had No Trial, then it is counted in the No Trial category.

Cases by Trial Type
 27A.460(7), (8), (9), (10)

	Jury Trial	Mixed Trial Typ..	No Trial	Grand Total
Felony Amended Down to Non-Felony		1 5.26%	18 94.74%	19 100.00%
Felony Charges	3 0.98%	3 0.98%	301 98.05%	307 100.00%
Felony Convictions	2 1.75%	2 1.75%	110 96.49%	114 100.00%

- 27A.460(7) Percentage of disposition to guilty as charged by trial
- 27A.460(8) Percentage of those found guilty of lesser charge by trial
- 27A.460(9) Percentage of cases where jury trial taken
- 27A.460(10) Percentage of trials which are bench (court) trials

Shock Probation by Disposition Type
 27A.440(3)(b)

	Denied	Granted	Vacated	Grand Total
0026090 SHOCK PROBATION IN FELONY CONVICTIONS	23 82.14%	3 10.71%	2 7.14%	28 100.00%
0026100 SHOCK PROBATION IN MISDEMEANOR CONVICTIONS			1 100.00%	1 100.00%

27A.440(3)(b) Extracted data on shock probation shall be placed in the annual report of the Administrative Office of the Courts

- * A case may consist of one or multiple convicted charges, the distinct count of cases counts the case only once.
- * Other Disposition types include: Denied, Extradition, Grand Jury, Granted, Merged, Mistrial, Grand Jury, Other, Remanded, and Sealed Records.
- * See methodology notes for information on any cases or charges that may be excluded.



ADMINISTRATIVE OFFICE OF THE COURTS
Research and Statistics
 Annual Report FY 2024
 Circuit Court - Felony Criminal Cases

MEADE COUNTY

Youthful Offenders

There were 0 Felony level charges and 0 Non-Felony level charges disposed within 0 Circuit Criminal cases during the fiscal year. Non-Felony charges include Misdemeanor, Violation, Local Ordinance, or Other charges within those cases.

27A.460(11)

27A.460(11) The number of juvenile offenders tried as an adult

Of the 0 Felony level charges disposed within the Youthful Offender cases, 0 (None%) charges were convicted.

Youthful Offender

	Grand Total
Felony Charges by Disposition Type	0

Note: A youth charged prior to their 18th birthday, proceeded against as a youthful offender under KRS 635.020(7) may not be included in the above.

KRS 635.020(7) If a person who is eighteen (18) or older is charged with a felony that occurred prior to their eighteenth birthday, the court shall, upon motion of the county attorney made prior to adjudication and consultation with the Commonwealth's Attorney, the case may proceed in accordance with the provisions of KRS 640.010.

- * A case may consist of one or multiple convicted charges, the distinct count of cases counts the case only once.
- * Other Disposition types include: Denied, Extradition, Grand Jury, Granted, Merged, Mistrial, Grand Jury, Other, Remanded, and Sealed Records.
- * See methodology notes for information on any cases or charges that may be excluded.

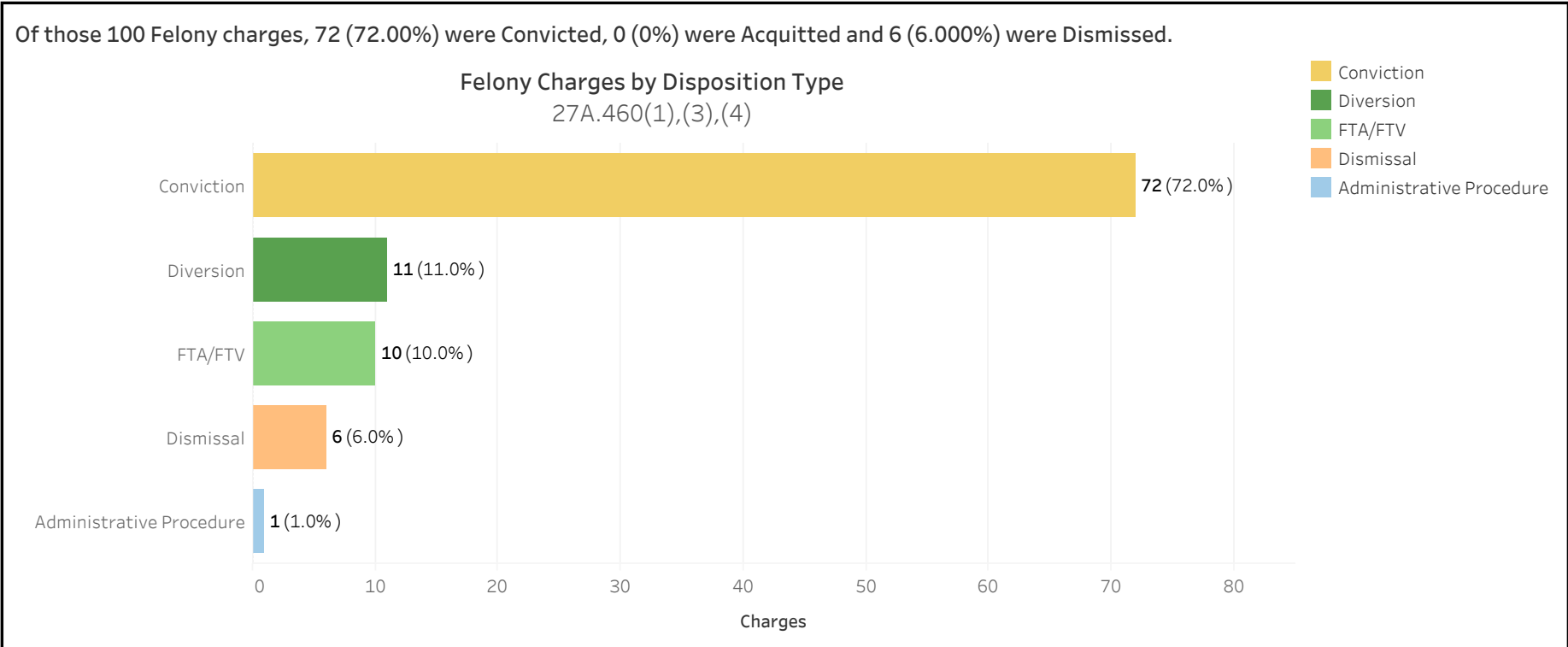


ADMINISTRATIVE OFFICE OF THE COURTS
Research and Statistics
 Annual Report FY 2024
 Circuit Court - Felony Criminal Cases

MENIFEE COUNTY

There were 100 Felony level charges and 1 Non-Felony level charges disposed within 56 Circuit Criminal cases during the Fiscal Year. Non-Felony charges include Misdemeanor, Violation, Local Ordinance or Other charges within those cases.

		Charges	Cases
MENIFEE	Felony	100	55
	Felony amended to Non-Felony	1	



27A.460(1) Conviction Percentages

27A.460(3) Percentage of Acquittals

27A.460(4) Percentage of Dismissals

* A case may consist of one or multiple convicted charges, the distinct count of cases counts the case only once.

* Other Disposition types include: Denied, Extradition, Grand Jury, Granted, Merged, Mistrial, Grand Jury, Other, Remanded, and Sealed Records.

* See methodology notes for information on any cases or charges that may be excluded.



ADMINISTRATIVE OFFICE OF THE COURTS
Research and Statistics
 Annual Report FY 2024
 Circuit Court - Felony Criminal Cases

MENIFEE COUNTY

Felony Charges Convicted by Highest Penalty Type

Penalty Type	FELONY			MISDEMEANOR			OTHER			VIOLATION			Grand Total		
	Charges	% of Chgs	Cases	Charges	% of Chgs	Cases	Charges	% of Chgs	Cases	Charges	% of Chgs	Cases	Charges	% of Chgs	Cases
Incarcerated Prison	1,885	41.6%	595	22	1.0%	15				2	0.7%	2	1,909	27.7%	598
Incarcerated Jail	526	11.6%	267	736	35.1%	379				17	6.3%	12	1,279	18.5%	549
Alternative: Home Incarceration				4	0.2%	2							4	0.1%	2
Alternative: Probation	2,021	44.6%	905	721	34.4%	380				9	3.3%	7	2,751	39.9%	926
Alternative: Cond. Discharged	64	1.4%	46	551	26.3%	284	1	100.0%	1	3	1.1%	1	619	9.0%	320
Alternative Sentence	1	0.0%	1	8	0.4%	7				26	9.6%	21	35	0.5%	27
Pay Fine	2	0.0%	2	13	0.6%	10				156	57.6%	109	171	2.5%	113
Pay Court Cost	1	0.0%	1	1	0.0%	1				3	1.1%	3	5	0.1%	5
Other Penalty	15	0.3%	12	26	1.2%	16				54	19.9%	37	95	1.4%	59
No Sentence	20	0.4%	15	14	0.7%	9				1	0.4%	1	35	0.5%	18
Grand Total	4,535	100.0%	1,774	2,096	100.0%	1,081	1	100.0%	1	271	100.0%	188	6,903	100.0%	2,139

27A.460(2) Percentages of fines, imprisonment, or other penalty assessment

Original & Final Plea Type

		GUILTY	NOT GUILTY	UNKNOWN PLEA TYPE	Grand Total
Felony Charges	Original Plea	1 (1.0%)	70 (70.0%)	29 (29.0%)	100 (100.0%)
	Final Plea	70 (70.0%)	1 (1.0%)	29 (29.0%)	100 (100.0%)
Felony amended to Non-Felony	Original Plea			1 (100.0%)	1 (100.0%)
	Final Plea			1 (100.0%)	1 (100.0%)

27A.460(5) Percentage of pleas as charges

27A.460(6) Percentage of pleas to reduce charges

* A case may consist of one or multiple convicted charges, the distinct count of cases counts the case only once.

* Other Disposition types include: Denied, Extradition, Grand Jury, Granted, Merged, Mistrial, Grand Jury, Other, Remanded, and Sealed Records.

* See methodology notes for information on any cases or charges that may be excluded.



ADMINISTRATIVE OFFICE OF THE COURTS
Research and Statistics
 Annual Report FY 2024
 Circuit Court - Felony Criminal Cases

MENIFEE COUNTY

Cases can have multiple charges which are heard either by a Court Trial, Jury Trial, No Trial, or by a combination of trial types. Cases are categorized by how all the charges within the case were disposed. If all charges were disposed by the same trial type, it is counted in the separate category, otherwise, it is counted within the Mixed Trial category. If a charge had no trial type entered or it had No Trial, then it is counted in the No Trial category.

Cases by Trial Type
 27A.460(7), (8), (9), (10)

	Mixed Trial Typ..	No Trial	Grand Total
Felony Amended Down to Non-Felony		1 100.00%	1 100.00%
Felony Charges	1 1.82%	54 98.18%	55 100.00%
Felony Convictions	1 2.50%	39 97.50%	40 100.00%

- 27A.460(7) Percentage of disposition to guilty as charged by trial
- 27A.460(8) Percentage of those found guilty of lesser charge by trial
- 27A.460(9) Percentage of cases where jury trial taken
- 27A.460(10) Percentage of trials which are bench (court) trials

Shock Probation by Disposition Type
 27A.440(3)(b)

	Denied	Granted	Grand Total
0026090 SHOCK PROBATION IN FELONY CONVICTIONS	1 33.33%	2 66.67%	3 100.00%

27A.440(3)(b) Extracted data on shock probation shall be placed in the annual report of the Administrative Office of the Courts

- * A case may consist of one or multiple convicted charges, the distinct count of cases counts the case only once.
- * Other Disposition types include: Denied, Extradition, Grand Jury, Granted, Merged, Mistrial, Grand Jury, Other, Remanded, and Sealed Records.
- * See methodology notes for information on any cases or charges that may be excluded.



ADMINISTRATIVE OFFICE OF THE COURTS
Research and Statistics
Annual Report FY 2024
Circuit Court - Felony Criminal Cases

MENIFEE COUNTY

Youthful Offenders

There were 0 Felony level charges and 0 Non-Felony level charges disposed within 0 Circuit Criminal cases during the fiscal year. Non-Felony charges include Misdemeanor, Violation, Local Ordinance, or Other charges within those cases.

27A.460(11)

27A.460(11) The number of juvenile offenders tried as an adult

Of the 0 Felony level charges disposed within the Youthful Offender cases, 0 (None%) charges were convicted.

Youthful Offender

	Grand Total
Felony Charges by Disposition Type	0

Note: A youth charged prior to their 18th birthday, proceeded against as a youthful offender under KRS 635.020(7) may not be included in the above.

KRS 635.020(7) If a person who is eighteen (18) or older is charged with a felony that occurred prior to their eighteenth birthday, the court shall, upon motion of the county attorney made prior to adjudication and consultation with the Commonwealth's Attorney, the case may proceed in accordance with the provisions of KRS 640.010.

* A case may consist of one or multiple convicted charges, the distinct count of cases counts the case only once.

* Other Disposition types include: Denied, Extradition, Grand Jury, Granted, Merged, Mistrial, Grand Jury, Other, Remanded, and Sealed Records.

* See methodology notes for information on any cases or charges that may be excluded.

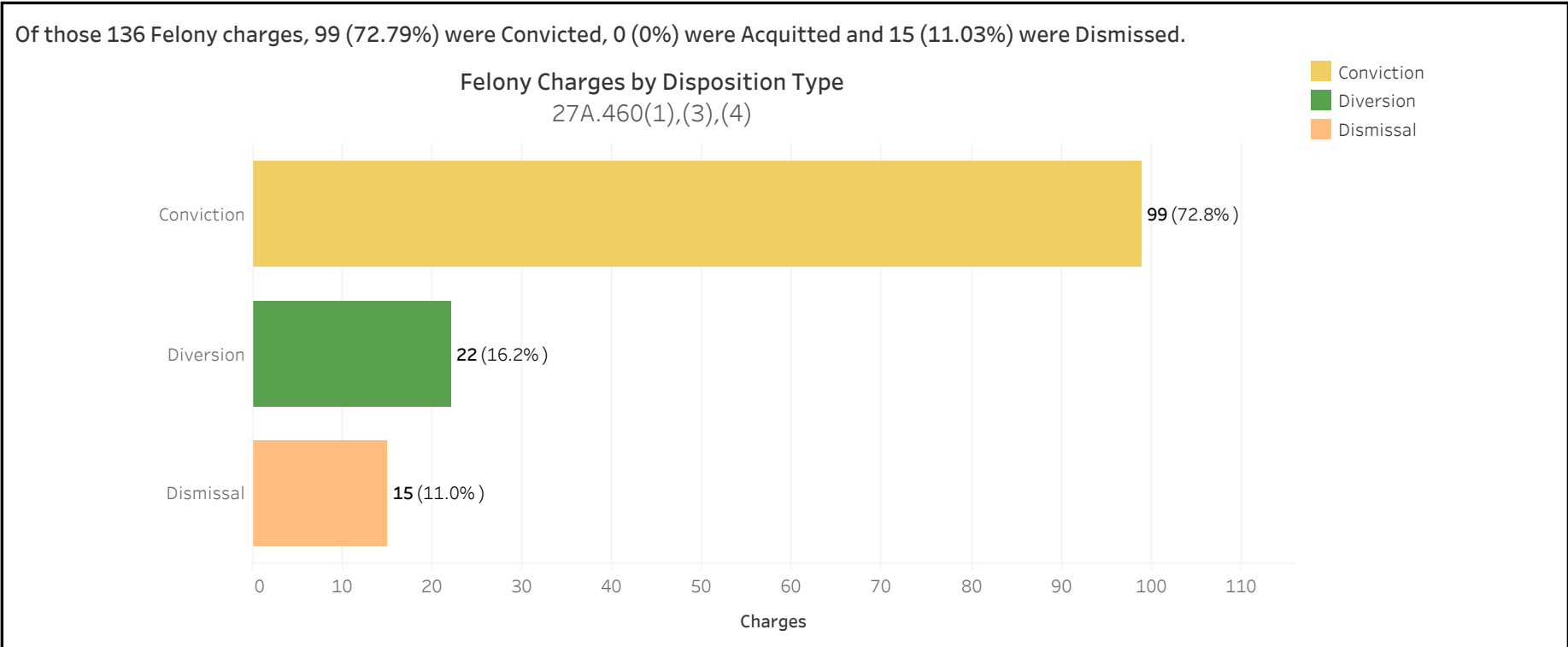


ADMINISTRATIVE OFFICE OF THE COURTS
Research and Statistics
 Annual Report FY 2024
 Circuit Court - Felony Criminal Cases

MERCER COUNTY

There were 136 Felony level charges and 22 Non-Felony level charges disposed within 105 Circuit Criminal cases during the Fiscal Year. Non-Felony charges include Misdemeanor, Violation, Local Ordinance or Other charges within those cases.

		Charges	Cases
MERCER	Felony	136	84
	Felony amended to Non-Felony	22	



27A.460(1) Conviction Percentages

27A.460(3) Percentage of Acquittals

27A.460(4) Percentage of Dismissals

* A case may consist of one or multiple convicted charges, the distinct count of cases counts the case only once.

* Other Disposition types include: Denied, Extradition, Grand Jury, Granted, Merged, Mistrial, Grand Jury, Other, Remanded, and Sealed Records.

* See methodology notes for information on any cases or charges that may be excluded.



ADMINISTRATIVE OFFICE OF THE COURTS
Research and Statistics
 Annual Report FY 2024
 Circuit Court - Felony Criminal Cases

MERCER COUNTY

Felony Charges Convicted by Highest Penalty Type

Penalty Type	FELONY			MISDEMEANOR			OTHER			VIOLATION			Grand Total		
	Charges	% of Chgs	Cases	Charges	% of Chgs	Cases	Charges	% of Chgs	Cases	Charges	% of Chgs	Cases	Charges	% of Chgs	Cases
Incarcerated Prison	1,885	41.6%	595	22	1.0%	15				2	0.7%	2	1,909	27.7%	598
Incarcerated Jail	526	11.6%	267	736	35.1%	379				17	6.3%	12	1,279	18.5%	549
Alternative: Home Incarceration				4	0.2%	2							4	0.1%	2
Alternative: Probation	2,021	44.6%	905	721	34.4%	380				9	3.3%	7	2,751	39.9%	926
Alternative: Cond. Discharged	64	1.4%	46	551	26.3%	284	1	100.0%	1	3	1.1%	1	619	9.0%	320
Alternative Sentence	1	0.0%	1	8	0.4%	7				26	9.6%	21	35	0.5%	27
Pay Fine	2	0.0%	2	13	0.6%	10				156	57.6%	109	171	2.5%	113
Pay Court Cost	1	0.0%	1	1	0.0%	1				3	1.1%	3	5	0.1%	5
Other Penalty	15	0.3%	12	26	1.2%	16				54	19.9%	37	95	1.4%	59
No Sentence	20	0.4%	15	14	0.7%	9				1	0.4%	1	35	0.5%	18
Grand Total	4,535	100.0%	1,774	2,096	100.0%	1,081	1	100.0%	1	271	100.0%	188	6,903	100.0%	2,139

27A.460(2) Percentages of fines, imprisonment, or other penalty assessment

Original & Final Plea Type

		GUILTY	NOT GUILTY	UNKNOWN PLEA TYPE	Grand Total
Felony Charges	Original Plea		103 (75.7%)	33 (24.3%)	136 (100.0%)
	Final Plea	103 (75.7%)		33 (24.3%)	136 (100.0%)
Felony amended to Non-Felony	Original Plea			22 (100.0%)	22 (100.0%)
	Final Plea			22 (100.0%)	22 (100.0%)

27A.460(5) Percentage of pleas as charges

27A.460(6) Percentage of pleas to reduce charges

* A case may consist of one or multiple convicted charges, the distinct count of cases counts the case only once.

* Other Disposition types include: Denied, Extradition, Grand Jury, Granted, Merged, Mistrial, Grand Jury, Other, Remanded, and Sealed Records.

* See methodology notes for information on any cases or charges that may be excluded.



ADMINISTRATIVE OFFICE OF THE COURTS
Research and Statistics
 Annual Report FY 2024
 Circuit Court - Felony Criminal Cases

MERCER COUNTY

Cases can have multiple charges which are heard either by a Court Trial, Jury Trial, No Trial, or by a combination of trial types. Cases are categorized by how all the charges within the case were disposed. If all charges were disposed by the same trial type, it is counted in the separate category, otherwise, it is counted within the Mixed Trial category. If a charge had no trial type entered or it had No Trial, then it is counted in the No Trial category.

Cases by Trial Type
 27A.460(7), (8), (9), (10)

	Mixed Trial Typ..	No Trial	Grand Total
Felony Amended Down to Non-Felony		21 100.00%	21 100.00%
Felony Charges	10 11.90%	74 88.10%	84 100.00%
Felony Convictions	10 15.38%	55 84.62%	65 100.00%

- 27A.460(7) Percentage of disposition to guilty as charged by trial
- 27A.460(8) Percentage of those found guilty of lesser charge by trial
- 27A.460(9) Percentage of cases where jury trial taken
- 27A.460(10) Percentage of trials which are bench (court) trials

Shock Probation by Disposition Type
 27A.440(3)(b)

	Denied	Grand Total
0026090 SHOCK PROBATION IN FELONY CONVICTIONS	3 100.00%	3 100.00%

27A.440(3)(b) Extracted data on shock probation shall be placed in the annual report of the Administrative Office of the Courts

* A case may consist of one or multiple convicted charges, the distinct count of cases counts the case only once.
 * Other Disposition types include: Denied, Extradition, Grand Jury, Granted, Merged, Mistrial, Grand Jury, Other, Remanded, and Sealed Records.
 * See methodology notes for information on any cases or charges that may be excluded.



ADMINISTRATIVE OFFICE OF THE COURTS
Research and Statistics
 Annual Report FY 2024
 Circuit Court - Felony Criminal Cases

MERCER COUNTY

Youthful Offenders

There were 0 Felony level charges and 0 Non-Felony level charges disposed within 0 Circuit Criminal cases during the fiscal year. Non-Felony charges include Misdemeanor, Violation, Local Ordinance, or Other charges within those cases.

27A.460(11)

27A.460(11) The number of juvenile offenders tried as an adult

Of the 0 Felony level charges disposed within the Youthful Offender cases, 0 (None%) charges were convicted.

Youthful Offender

		Grand Total
Felony Charges by Disposition Type	0	0

Note: A youth charged prior to their 18th birthday, proceeded against as a youthful offender under KRS 635.020(7) may not be included in the above.

KRS 635.020(7) If a person who is eighteen (18) or older is charged with a felony that occurred prior to their eighteenth birthday, the court shall, upon motion of the county attorney made prior to adjudication and consultation with the Commonwealth's Attorney, the case may proceed in accordance with the provisions of KRS 640.010.

- * A case may consist of one or multiple convicted charges, the distinct count of cases counts the case only once.
- * Other Disposition types include: Denied, Extradition, Grand Jury, Granted, Merged, Mistrial, Grand Jury, Other, Remanded, and Sealed Records.
- * See methodology notes for information on any cases or charges that may be excluded.

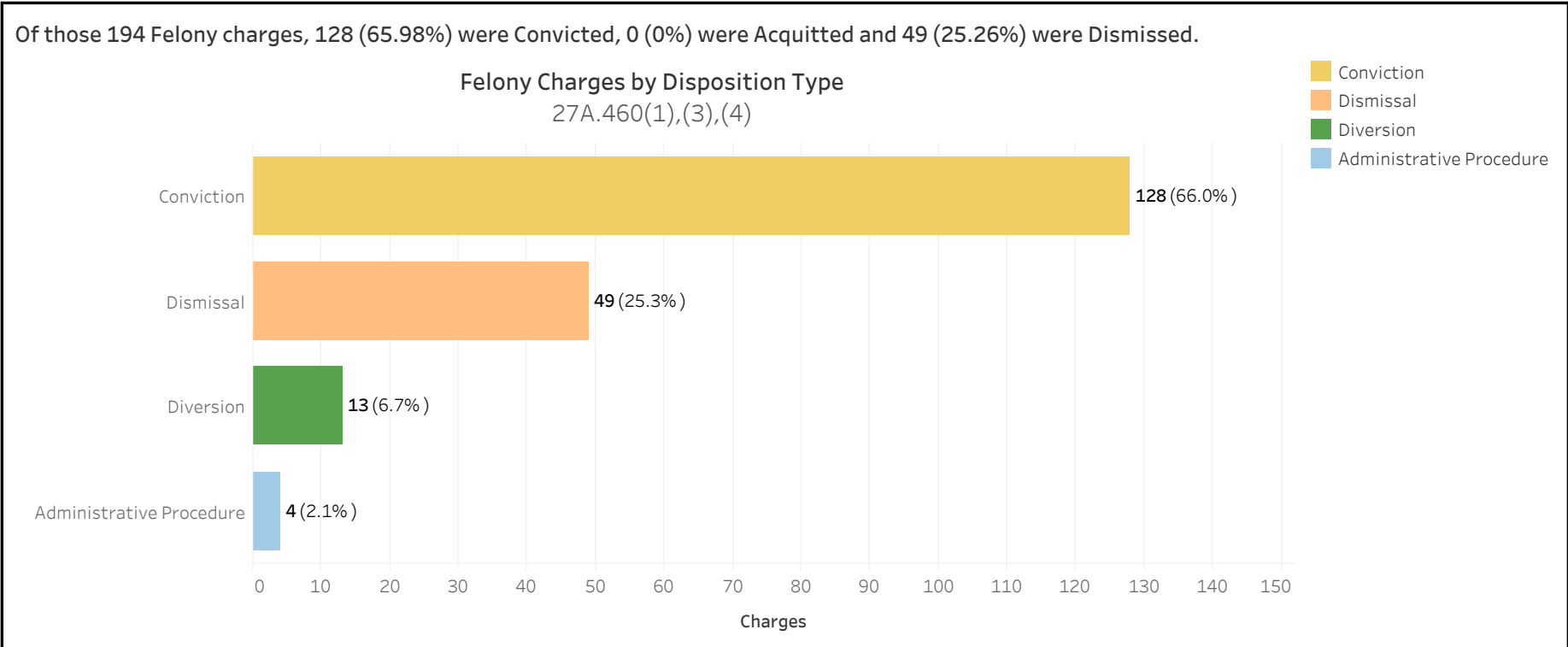


ADMINISTRATIVE OFFICE OF THE COURTS
Research and Statistics
 Annual Report FY 2024
 Circuit Court - Felony Criminal Cases

METCALFE COUNTY

There were 194 Felony level charges and 8 Non-Felony level charges disposed within 121 Circuit Criminal cases during the Fiscal Year. Non-Felony charges include Misdemeanor, Violation, Local Ordinance or Other charges within those cases.

		Charges	Cases
METCALFE	Felony	194	113
	Felony amended to Non-Felony	8	



27A.460(1) Conviction Percentages

27A.460(3) Percentage of Acquittals

27A.460(4) Percentage of Dismissals

* A case may consist of one or multiple convicted charges, the distinct count of cases counts the case only once.

* Other Disposition types include: Denied, Extradition, Grand Jury, Granted, Merged, Mistrial, Grand Jury, Other, Remanded, and Sealed Records.

* See methodology notes for information on any cases or charges that may be excluded.



ADMINISTRATIVE OFFICE OF THE COURTS
Research and Statistics
 Annual Report FY 2024
 Circuit Court - Felony Criminal Cases

METCALFE COUNTY

Felony Charges Convicted by Highest Penalty Type

Penalty Type	FELONY			MISDEMEANOR			OTHER			VIOLATION			Grand Total		
	Charges	% of Chgs	Cases	Charges	% of Chgs	Cases	Charges	% of Chgs	Cases	Charges	% of Chgs	Cases	Charges	% of Chgs	Cases
Incarcerated Prison	1,885	41.6%	595	22	1.0%	15				2	0.7%	2	1,909	27.7%	598
Incarcerated Jail	526	11.6%	267	736	35.1%	379				17	6.3%	12	1,279	18.5%	549
Alternative: Home Incarceration				4	0.2%	2							4	0.1%	2
Alternative: Probation	2,021	44.6%	905	721	34.4%	380				9	3.3%	7	2,751	39.9%	926
Alternative: Cond. Discharged	64	1.4%	46	551	26.3%	284	1	100.0%	1	3	1.1%	1	619	9.0%	320
Alternative Sentence	1	0.0%	1	8	0.4%	7				26	9.6%	21	35	0.5%	27
Pay Fine	2	0.0%	2	13	0.6%	10				156	57.6%	109	171	2.5%	113
Pay Court Cost	1	0.0%	1	1	0.0%	1				3	1.1%	3	5	0.1%	5
Other Penalty	15	0.3%	12	26	1.2%	16				54	19.9%	37	95	1.4%	59
No Sentence	20	0.4%	15	14	0.7%	9				1	0.4%	1	35	0.5%	18
Grand Total	4,535	100.0%	1,774	2,096	100.0%	1,081	1	100.0%	1	271	100.0%	188	6,903	100.0%	2,139

27A.460(2) Percentages of fines, imprisonment, or other penalty assessment

Original & Final Plea Type

		GUILTY	NOT GUILTY	UNKNOWN PLEA TYPE	Grand Total
Felony Charges	Original Plea		151 (77.8%)	43 (22.2%)	194 (100.0%)
	Final Plea	151 (77.8%)		43 (22.2%)	194 (100.0%)
Felony amended to Non-Felony	Original Plea			8 (100.0%)	8 (100.0%)
	Final Plea			8 (100.0%)	8 (100.0%)

27A.460(5) Percentage of pleas as charges

27A.460(6) Percentage of pleas to reduce charges

* A case may consist of one or multiple convicted charges, the distinct count of cases counts the case only once.

* Other Disposition types include: Denied, Extradition, Grand Jury, Granted, Merged, Mistrial, Grand Jury, Other, Remanded, and Sealed Records.

* See methodology notes for information on any cases or charges that may be excluded.



ADMINISTRATIVE OFFICE OF THE COURTS
Research and Statistics
 Annual Report FY 2024
 Circuit Court - Felony Criminal Cases

METCALFE COUNTY

Cases can have multiple charges which are heard either by a Court Trial, Jury Trial, No Trial, or by a combination of trial types. Cases are categorized by how all the charges within the case were disposed. If all charges were disposed by the same trial type, it is counted in the separate category, otherwise, it is counted within the Mixed Trial category. If a charge had no trial type entered or it had No Trial, then it is counted in the No Trial category.

Cases by Trial Type
 27A.460(7), (8), (9), (10)

	No Trial	Grand Total
Felony Amended Down to Non-Felony	8 100.0%	8 100.0%
Felony Charges	113 100.0%	113 100.0%
Felony Convictions	75 100.0%	75 100.0%

- 27A.460(7) Percentage of disposition to guilty as charged by trial
- 27A.460(8) Percentage of those found guilty of lesser charge by trial
- 27A.460(9) Percentage of cases where jury trial taken
- 27A.460(10) Percentage of trials which are bench (court) trials

Shock Probation by Disposition Type
 27A.440(3)(b)

	Denied	Granted	Grand Total
0026090 SHOCK PROBATION IN FELONY CONVICTIONS	25 86.21%	4 13.79%	29 100.00%

27A.440(3)(b) Extracted data on shock probation shall be placed in the annual report of the Administrative Office of the Courts

* A case may consist of one or multiple convicted charges, the distinct count of cases counts the case only once.
 * Other Disposition types include: Denied, Extradition, Grand Jury, Granted, Merged, Mistrial, Grand Jury, Other, Remanded, and Sealed Records.
 * See methodology notes for information on any cases or charges that may be excluded.



ADMINISTRATIVE OFFICE OF THE COURTS
Research and Statistics
Annual Report FY 2024
Circuit Court - Felony Criminal Cases

METCALFE COUNTY

Youthful Offenders

There were 0 Felony level charges and 0 Non-Felony level charges disposed within 0 Circuit Criminal cases during the fiscal year. Non-Felony charges include Misdemeanor, Violation, Local Ordinance, or Other charges within those cases.

27A.460(11)

27A.460(11) The number of juvenile offenders tried as an adult

Of the 0 Felony level charges disposed within the Youthful Offender cases, 0 (None%) charges were convicted.

Youthful Offender

	Grand Total
Felony Charges by Disposition Type	0

Note: A youth charged prior to their 18th birthday, proceeded against as a youthful offender under KRS 635.020(7) may not be included in the above.

KRS 635.020(7) If a person who is eighteen (18) or older is charged with a felony that occurred prior to their eighteenth birthday, the court shall, upon motion of the county attorney made prior to adjudication and consultation with the Commonwealth's Attorney, the case may proceed in accordance with the provisions of KRS 640.010.

* A case may consist of one or multiple convicted charges, the distinct count of cases counts the case only once.

* Other Disposition types include: Denied, Extradition, Grand Jury, Granted, Merged, Mistrial, Grand Jury, Other, Remanded, and Sealed Records.

* See methodology notes for information on any cases or charges that may be excluded.

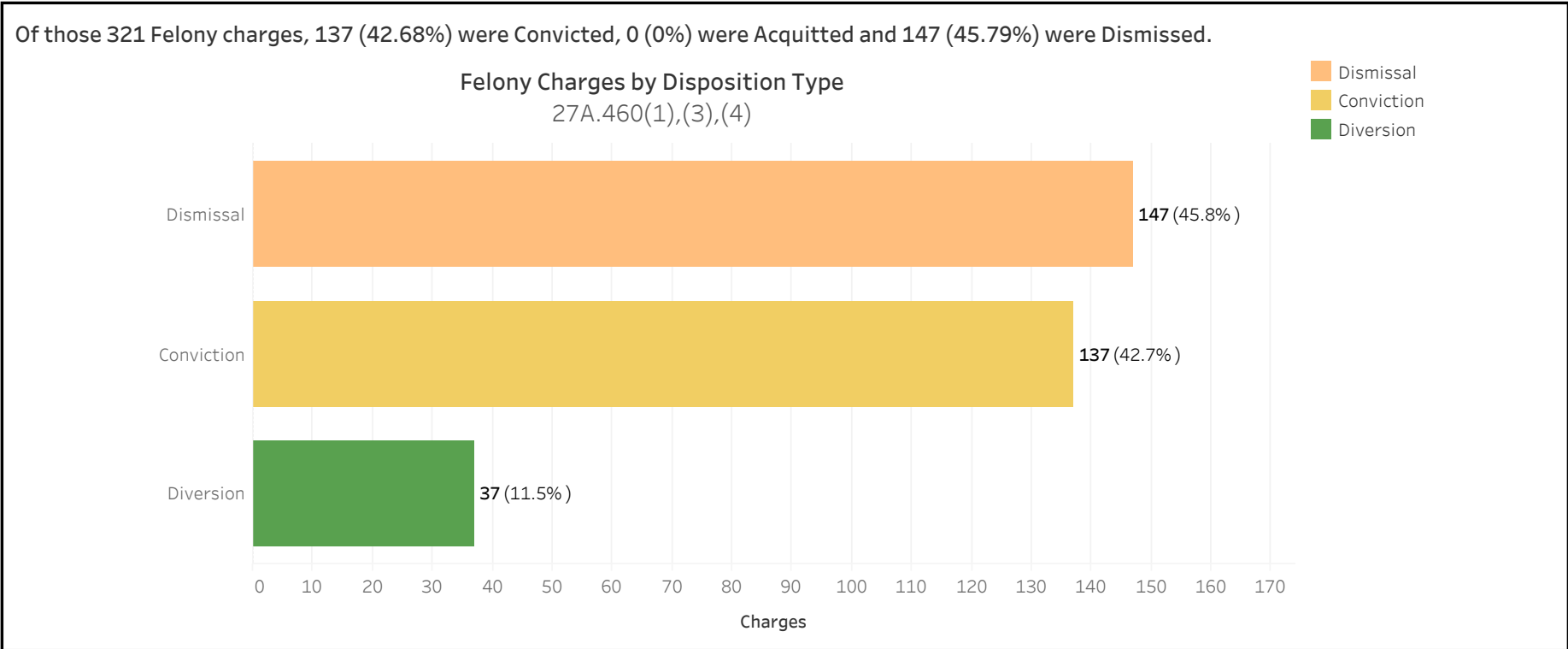


ADMINISTRATIVE OFFICE OF THE COURTS
Research and Statistics
 Annual Report FY 2024
 Circuit Court - Felony Criminal Cases

MONROE COUNTY

There were 321 Felony level charges and 5 Non-Felony level charges disposed within 151 Circuit Criminal cases during the Fiscal Year. Non-Felony charges include Misdemeanor, Violation, Local Ordinance or Other charges within those cases.

		Charges	Cases
MONROE	Felony	321	146
	Felony amended to Non-Felony	5	



27A.460(1) Conviction Percentages

27A.460(3) Percentage of Acquittals

27A.460(4) Percentage of Dismissals

* A case may consist of one or multiple convicted charges, the distinct count of cases counts the case only once.

* Other Disposition types include: Denied, Extradition, Grand Jury, Granted, Merged, Mistrial, Grand Jury, Other, Remanded, and Sealed Records.

* See methodology notes for information on any cases or charges that may be excluded.



ADMINISTRATIVE OFFICE OF THE COURTS
Research and Statistics
 Annual Report FY 2024
 Circuit Court - Felony Criminal Cases

MONROE COUNTY

Felony Charges Convicted by Highest Penalty Type

Penalty Type	FELONY			MISDEMEANOR			OTHER			VIOLATION			Grand Total		
	Charges	% of Chgs	Cases	Charges	% of Chgs	Cases	Charges	% of Chgs	Cases	Charges	% of Chgs	Cases	Charges	% of Chgs	Cases
Incarcerated Prison	1,885	41.6%	595	22	1.0%	15				2	0.7%	2	1,909	27.7%	598
Incarcerated Jail	526	11.6%	267	736	35.1%	379				17	6.3%	12	1,279	18.5%	549
Alternative: Home Incarceration				4	0.2%	2							4	0.1%	2
Alternative: Probation	2,021	44.6%	905	721	34.4%	380				9	3.3%	7	2,751	39.9%	926
Alternative: Cond. Discharged	64	1.4%	46	551	26.3%	284	1	100.0%	1	3	1.1%	1	619	9.0%	320
Alternative Sentence	1	0.0%	1	8	0.4%	7				26	9.6%	21	35	0.5%	27
Pay Fine	2	0.0%	2	13	0.6%	10				156	57.6%	109	171	2.5%	113
Pay Court Cost	1	0.0%	1	1	0.0%	1				3	1.1%	3	5	0.1%	5
Other Penalty	15	0.3%	12	26	1.2%	16				54	19.9%	37	95	1.4%	59
No Sentence	20	0.4%	15	14	0.7%	9				1	0.4%	1	35	0.5%	18
Grand Total	4,535	100.0%	1,774	2,096	100.0%	1,081	1	100.0%	1	271	100.0%	188	6,903	100.0%	2,139

27A.460(2) Percentages of fines, imprisonment, or other penalty assessment

Original & Final Plea Type

		GUILTY	NOT GUILTY	UNKNOWN PLEA TYPE	Grand Total
Felony Charges	Original Plea		123 (38.3%)	198 (61.7%)	321 (100.0%)
	Final Plea	123 (38.3%)		198 (61.7%)	321 (100.0%)
Felony amended to Non-Felony	Original Plea			5 (100.0%)	5 (100.0%)
	Final Plea			5 (100.0%)	5 (100.0%)

27A.460(5) Percentage of pleas as charges

27A.460(6) Percentage of pleas to reduce charges

* A case may consist of one or multiple convicted charges, the distinct count of cases counts the case only once.

* Other Disposition types include: Denied, Extradition, Grand Jury, Granted, Merged, Mistrial, Grand Jury, Other, Remanded, and Sealed Records.

* See methodology notes for information on any cases or charges that may be excluded.



ADMINISTRATIVE OFFICE OF THE COURTS
Research and Statistics
 Annual Report FY 2024
 Circuit Court - Felony Criminal Cases

MONROE COUNTY

Cases can have multiple charges which are heard either by a Court Trial, Jury Trial, No Trial, or by a combination of trial types. Cases are categorized by how all the charges within the case were disposed. If all charges were disposed by the same trial type, it is counted in the separate category, otherwise, it is counted within the Mixed Trial category. If a charge had no trial type entered or it had No Trial, then it is counted in the No Trial category.

Cases by Trial Type
 27A.460(7), (8), (9), (10)

	Mixed Trial Typ..	No Trial	Grand Total
Felony Amended Down to Non-Felony	2 40.00%	3 60.00%	5 100.00%
Felony Charges	9 6.16%	137 93.84%	146 100.00%
Felony Convictions	8 10.81%	66 89.19%	74 100.00%

- 27A.460(7) Percentage of disposition to guilty as charged by trial
- 27A.460(8) Percentage of those found guilty of lesser charge by trial
- 27A.460(9) Percentage of cases where jury trial taken
- 27A.460(10) Percentage of trials which are bench (court) trials

Shock Probation by Disposition Type
 27A.440(3)(b)

	Denied	Granted	Withdrawn	Grand Total
0026090 SHOCK PROBATION IN FELONY CONVICTIONS	4 44.44%	4 44.44%	1 11.11%	9 100.00%

27A.440(3)(b) Extracted data on shock probation shall be placed in the annual report of the Administrative Office of the Courts

* A case may consist of one or multiple convicted charges, the distinct count of cases counts the case only once.
 * Other Disposition types include: Denied, Extradition, Grand Jury, Granted, Merged, Mistrial, Grand Jury, Other, Remanded, and Sealed Records.
 * See methodology notes for information on any cases or charges that may be excluded.



ADMINISTRATIVE OFFICE OF THE COURTS
Research and Statistics
Annual Report FY 2024
Circuit Court - Felony Criminal Cases

MONROE COUNTY

Youthful Offenders

There were 0 Felony level charges and 0 Non-Felony level charges disposed within 0 Circuit Criminal cases during the fiscal year. Non-Felony charges include Misdemeanor, Violation, Local Ordinance, or Other charges within those cases.

27A.460(11)

27A.460(11) The number of juvenile offenders tried as an adult

Of the 0 Felony level charges disposed within the Youthful Offender cases, 0 (None%) charges were convicted.

Youthful Offender

	Grand Total
Felony Charges by Disposition Type	0

Note: A youth charged prior to their 18th birthday, proceeded against as a youthful offender under KRS 635.020(7) may not be included in the above.

KRS 635.020(7) If a person who is eighteen (18) or older is charged with a felony that occurred prior to their eighteenth birthday, the court shall, upon motion of the county attorney made prior to adjudication and consultation with the Commonwealth's Attorney, the case may proceed in accordance with the provisions of KRS 640.010.

* A case may consist of one or multiple convicted charges, the distinct count of cases counts the case only once.

* Other Disposition types include: Denied, Extradition, Grand Jury, Granted, Merged, Mistrial, Grand Jury, Other, Remanded, and Sealed Records.

* See methodology notes for information on any cases or charges that may be excluded.

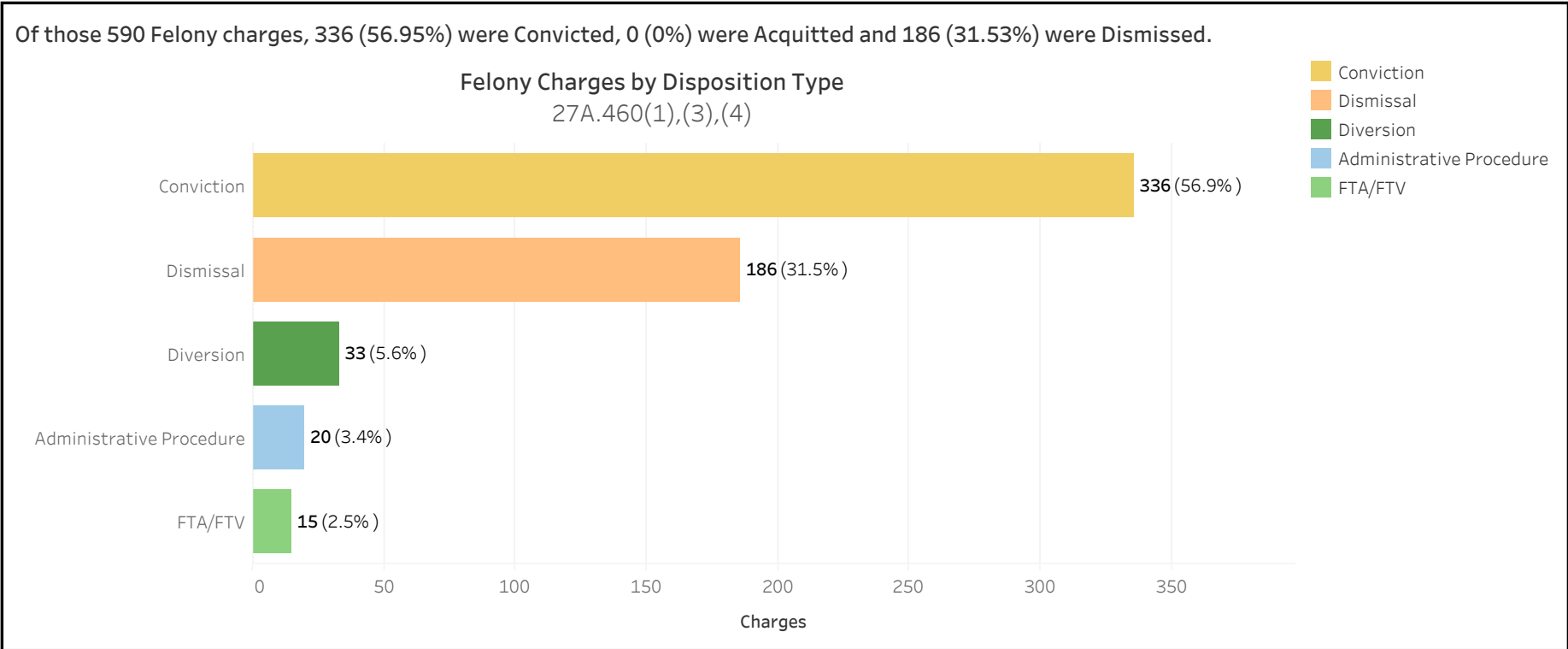


ADMINISTRATIVE OFFICE OF THE COURTS
Research and Statistics
 Annual Report FY 2024
 Circuit Court - Felony Criminal Cases

MONTGOMERY COUNTY

There were 590 Felony level charges and 24 Non-Felony level charges disposed within 346 Circuit Criminal cases during the Fiscal Year. Non-Felony charges include Misdemeanor, Violation, Local Ordinance or Other charges within those cases.

		Charges	Cases
MONTGOMERY	Felony	590	327
	Felony amended to Non-Felony	24	



27A.460(1) Conviction Percentages

27A.460(3) Percentage of Acquittals

27A.460(4) Percentage of Dismissals

* A case may consist of one or multiple convicted charges, the distinct count of cases counts the case only once.

* Other Disposition types include: Denied, Extradition, Grand Jury, Granted, Merged, Mistrial, Grand Jury, Other, Remanded, and Sealed Records.

* See methodology notes for information on any cases or charges that may be excluded.



ADMINISTRATIVE OFFICE OF THE COURTS
Research and Statistics
 Annual Report FY 2024
 Circuit Court - Felony Criminal Cases

MONTGOMERY COUNTY

Felony Charges Convicted by Highest Penalty Type

Penalty Type	FELONY			MISDEMEANOR			OTHER			VIOLATION			Grand Total		
	Charges	% of Chgs	Cases	Charges	% of Chgs	Cases	Charges	% of Chgs	Cases	Charges	% of Chgs	Cases	Charges	% of Chgs	Cases
Incarcerated Prison	1,885	41.6%	595	22	1.0%	15				2	0.7%	2	1,909	27.7%	598
Incarcerated Jail	526	11.6%	267	736	35.1%	379				17	6.3%	12	1,279	18.5%	549
Alternative: Home Incarceration				4	0.2%	2							4	0.1%	2
Alternative: Probation	2,021	44.6%	905	721	34.4%	380				9	3.3%	7	2,751	39.9%	926
Alternative: Cond. Discharged	64	1.4%	46	551	26.3%	284	1	100.0%	1	3	1.1%	1	619	9.0%	320
Alternative Sentence	1	0.0%	1	8	0.4%	7				26	9.6%	21	35	0.5%	27
Pay Fine	2	0.0%	2	13	0.6%	10				156	57.6%	109	171	2.5%	113
Pay Court Cost	1	0.0%	1	1	0.0%	1				3	1.1%	3	5	0.1%	5
Other Penalty	15	0.3%	12	26	1.2%	16				54	19.9%	37	95	1.4%	59
No Sentence	20	0.4%	15	14	0.7%	9				1	0.4%	1	35	0.5%	18
Grand Total	4,535	100.0%	1,774	2,096	100.0%	1,081	1	100.0%	1	271	100.0%	188	6,903	100.0%	2,139

27A.460(2) Percentages of fines, imprisonment, or other penalty assessment

Original & Final Plea Type

		GUILTY	NOT GUILTY	UNKNOWN PLEA TYPE	Grand Total
Felony Charges	Original Plea	2 (0.3%)	8 (1.4%)	580 (98.3%)	590 (100.0%)
	Final Plea	6 (1.0%)	4 (0.7%)	580 (98.3%)	590 (100.0%)
Felony amended to Non-Felony	Original Plea			24 (100.0%)	24 (100.0%)
	Final Plea			24 (100.0%)	24 (100.0%)

27A.460(5) Percentage of pleas as charges

27A.460(6) Percentage of pleas to reduce charges

* A case may consist of one or multiple convicted charges, the distinct count of cases counts the case only once.

* Other Disposition types include: Denied, Extradition, Grand Jury, Granted, Merged, Mistrial, Grand Jury, Other, Remanded, and Sealed Records.

* See methodology notes for information on any cases or charges that may be excluded.



ADMINISTRATIVE OFFICE OF THE COURTS
Research and Statistics
 Annual Report FY 2024
 Circuit Court - Felony Criminal Cases

MONTGOMERY COUNTY

Cases can have multiple charges which are heard either by a Court Trial, Jury Trial, No Trial, or by a combination of trial types. Cases are categorized by how all the charges within the case were disposed. If all charges were disposed by the same trial type, it is counted in the separate category, otherwise, it is counted within the Mixed Trial category. If a charge had no trial type entered or it had No Trial, then it is counted in the No Trial category.

Cases by Trial Type
 27A.460(7), (8), (9), (10)

	Mixed Trial Typ..	No Trial	Grand Total
Felony Amended Down to Non-Felony	2 10.53%	17 89.47%	19 100.00%
Felony Charges	29 8.87%	298 91.13%	327 100.00%
Felony Convictions	25 12.44%	176 87.56%	201 100.00%

- 27A.460(7) Percentage of disposition to guilty as charged by trial
- 27A.460(8) Percentage of those found guilty of lesser charge by trial
- 27A.460(9) Percentage of cases where jury trial taken
- 27A.460(10) Percentage of trials which are bench (court) trials

Shock Probation by Disposition Type
 27A.440(3)(b)

	Denied	Granted	Grand Total
0026090 SHOCK PROBATION IN FELONY CONVICTIONS	26 92.86%	2 7.14%	28 100.00%

27A.440(3)(b) Extracted data on shock probation shall be placed in the annual report of the Administrative Office of the Courts

- * A case may consist of one or multiple convicted charges, the distinct count of cases counts the case only once.
- * Other Disposition types include: Denied, Extradition, Grand Jury, Granted, Merged, Mistrial, Grand Jury, Other, Remanded, and Sealed Records.
- * See methodology notes for information on any cases or charges that may be excluded.



ADMINISTRATIVE OFFICE OF THE COURTS
Research and Statistics
 Annual Report FY 2024
 Circuit Court - Felony Criminal Cases

MONTGOMERY COUNTY

Youthful Offenders

There were 3 Felony level charges and 0 Non-Felony level charges disposed within 1 Circuit Criminal cases during the fiscal year. Non-Felony charges include Misdemeanor, Violation, Local Ordinance, or Other charges within those cases.

27A.460(11)

	Charges	Cases
Felony	3	1
Felony Amended to Non-Felony	0	0

27A.460(11) The number of juvenile offenders tried as an adult

Of the 3 Felony level charges disposed within the Youthful Offender cases, 0 (0%) charges were convicted.

Youthful Offender

	Diversion	Grand Total
Felony Charges by Disposition Type	3	3

Note: A youth charged prior to their 18th birthday, proceeded against as a youthful offender under KRS 635.020(7) may not be included in the above.

KRS 635.020(7) If a person who is eighteen (18) or older is charged with a felony that occurred prior to their eighteenth birthday, the court shall, upon motion of the county attorney made prior to adjudication and consultation with the Commonwealth's Attorney, the case may proceed in accordance with the provisions of KRS 640.010.

* A case may consist of one or multiple convicted charges, the distinct count of cases counts the case only once.

* Other Disposition types include: Denied, Extradition, Grand Jury, Granted, Merged, Mistrial, Grand Jury, Other, Remanded, and Sealed Records.

* See methodology notes for information on any cases or charges that may be excluded.

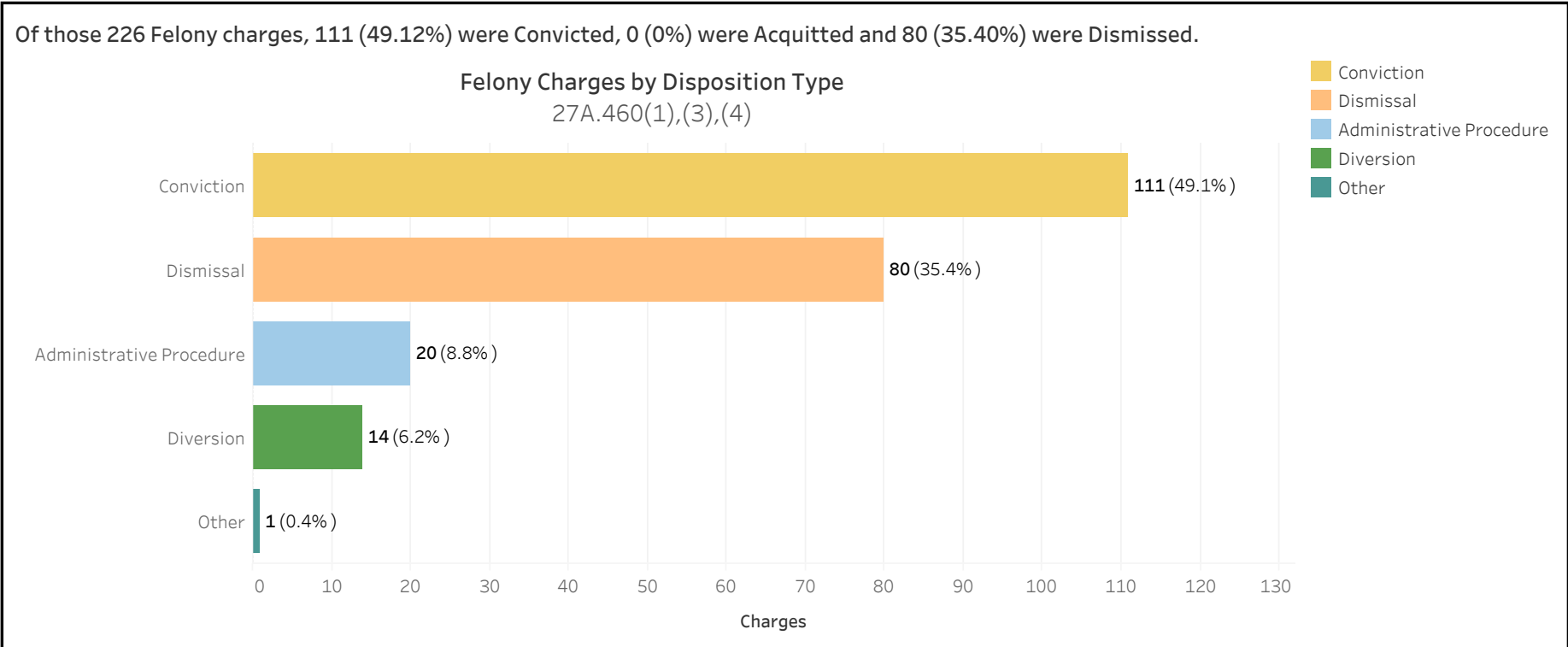


ADMINISTRATIVE OFFICE OF THE COURTS
Research and Statistics
 Annual Report FY 2024
 Circuit Court - Felony Criminal Cases

MORGAN COUNTY

There were 226 Felony level charges and 17 Non-Felony level charges disposed within 122 Circuit Criminal cases during the Fiscal Year. Non-Felony charges include Misdemeanor, Violation, Local Ordinance or Other charges within those cases.

		Charges	Cases
MORGAN	Felony	226	108
	Felony amended to Non-Felony	17	



27A.460(1) Conviction Percentages

27A.460(3) Percentage of Acquittals

27A.460(4) Percentage of Dismissals

* A case may consist of one or multiple convicted charges, the distinct count of cases counts the case only once.

* Other Disposition types include: Denied, Extradition, Grand Jury, Granted, Merged, Mistrial, Grand Jury, Other, Remanded, and Sealed Records.

* See methodology notes for information on any cases or charges that may be excluded.



ADMINISTRATIVE OFFICE OF THE COURTS
Research and Statistics
 Annual Report FY 2024
 Circuit Court - Felony Criminal Cases

MORGAN COUNTY

Felony Charges Convicted by Highest Penalty Type

Penalty Type	FELONY			MISDEMEANOR			OTHER			VIOLATION			Grand Total		
	Charges	% of Chgs	Cases	Charges	% of Chgs	Cases	Charges	% of Chgs	Cases	Charges	% of Chgs	Cases	Charges	% of Chgs	Cases
Incarcerated Prison	1,885	41.6%	595	22	1.0%	15				2	0.7%	2	1,909	27.7%	598
Incarcerated Jail	526	11.6%	267	736	35.1%	379				17	6.3%	12	1,279	18.5%	549
Alternative: Home Incarceration				4	0.2%	2							4	0.1%	2
Alternative: Probation	2,021	44.6%	905	721	34.4%	380				9	3.3%	7	2,751	39.9%	926
Alternative: Cond. Discharged	64	1.4%	46	551	26.3%	284	1	100.0%	1	3	1.1%	1	619	9.0%	320
Alternative Sentence	1	0.0%	1	8	0.4%	7				26	9.6%	21	35	0.5%	27
Pay Fine	2	0.0%	2	13	0.6%	10				156	57.6%	109	171	2.5%	113
Pay Court Cost	1	0.0%	1	1	0.0%	1				3	1.1%	3	5	0.1%	5
Other Penalty	15	0.3%	12	26	1.2%	16				54	19.9%	37	95	1.4%	59
No Sentence	20	0.4%	15	14	0.7%	9				1	0.4%	1	35	0.5%	18
Grand Total	4,535	100.0%	1,774	2,096	100.0%	1,081	1	100.0%	1	271	100.0%	188	6,903	100.0%	2,139

27A.460(2) Percentages of fines, imprisonment, or other penalty assessment

Original & Final Plea Type

		GUILTY	NOT GUILTY	UNKNOWN PLEA TYPE	Grand Total
Felony Charges	Original Plea	17 (7.5%)	173 (76.5%)	36 (15.9%)	226 (100.0%)
	Final Plea	137 (60.6%)	53 (23.5%)	36 (15.9%)	226 (100.0%)
Felony amended to Non-Felony	Original Plea		14 (82.4%)	3 (17.6%)	17 (100.0%)
	Final Plea	3 (17.6%)	11 (64.7%)	3 (17.6%)	17 (100.0%)

27A.460(5) Percentage of pleas as charges

27A.460(6) Percentage of pleas to reduce charges

* A case may consist of one or multiple convicted charges, the distinct count of cases counts the case only once.

* Other Disposition types include: Denied, Extradition, Grand Jury, Granted, Merged, Mistrial, Grand Jury, Other, Remanded, and Sealed Records.

* See methodology notes for information on any cases or charges that may be excluded.



ADMINISTRATIVE OFFICE OF THE COURTS
Research and Statistics
 Annual Report FY 2024
 Circuit Court - Felony Criminal Cases

MORGAN COUNTY

Cases can have multiple charges which are heard either by a Court Trial, Jury Trial, No Trial, or by a combination of trial types. Cases are categorized by how all the charges within the case were disposed. If all charges were disposed by the same trial type, it is counted in the separate category, otherwise, it is counted within the Mixed Trial category. If a charge had no trial type entered or it had No Trial, then it is counted in the No Trial category.

Cases by Trial Type
 27A.460(7), (8), (9), (10)

	No Trial	Grand Total
Felony Amended Down to Non-Felony	14 100.0%	14 100.0%
Felony Charges	108 100.0%	108 100.0%
Felony Convictions	64 100.0%	64 100.0%

- 27A.460(7) Percentage of disposition to guilty as charged by trial
- 27A.460(8) Percentage of those found guilty of lesser charge by trial
- 27A.460(9) Percentage of cases where jury trial taken
- 27A.460(10) Percentage of trials which are bench (court) trials

Shock Probation by Disposition Type
 27A.440(3)(b)

	Grand Total
0	0

27A.440(3)(b) Extracted data on shock probation shall be placed in the annual report of the Administrative Office of the Courts

- * A case may consist of one or multiple convicted charges, the distinct count of cases counts the case only once.
- * Other Disposition types include: Denied, Extradition, Grand Jury, Granted, Merged, Mistrial, Grand Jury, Other, Remanded, and Sealed Records.
- * See methodology notes for information on any cases or charges that may be excluded.



ADMINISTRATIVE OFFICE OF THE COURTS
Research and Statistics
 Annual Report FY 2024
 Circuit Court - Felony Criminal Cases

MORGAN COUNTY

Youthful Offenders

There were 0 Felony level charges and 0 Non-Felony level charges disposed within 0 Circuit Criminal cases during the fiscal year. Non-Felony charges include Misdemeanor, Violation, Local Ordinance, or Other charges within those cases.

27A.460(11)

27A.460(11) The number of juvenile offenders tried as an adult

Of the 0 Felony level charges disposed within the Youthful Offender cases, 0 (None%) charges were convicted.

Youthful Offender

Felony Charges by Disposition Type	0	Grand Total 0

Note: A youth charged prior to their 18th birthday, proceeded against as a youthful offender under KRS 635.020(7) may not be included in the above.

KRS 635.020(7) If a person who is eighteen (18) or older is charged with a felony that occurred prior to their eighteenth birthday, the court shall, upon motion of the county attorney made prior to adjudication and consultation with the Commonwealth's Attorney, the case may proceed in accordance with the provisions of KRS 640.010.

* A case may consist of one or multiple convicted charges, the distinct count of cases counts the case only once.

* Other Disposition types include: Denied, Extradition, Grand Jury, Granted, Merged, Mistrial, Grand Jury, Other, Remanded, and Sealed Records.

* See methodology notes for information on any cases or charges that may be excluded.

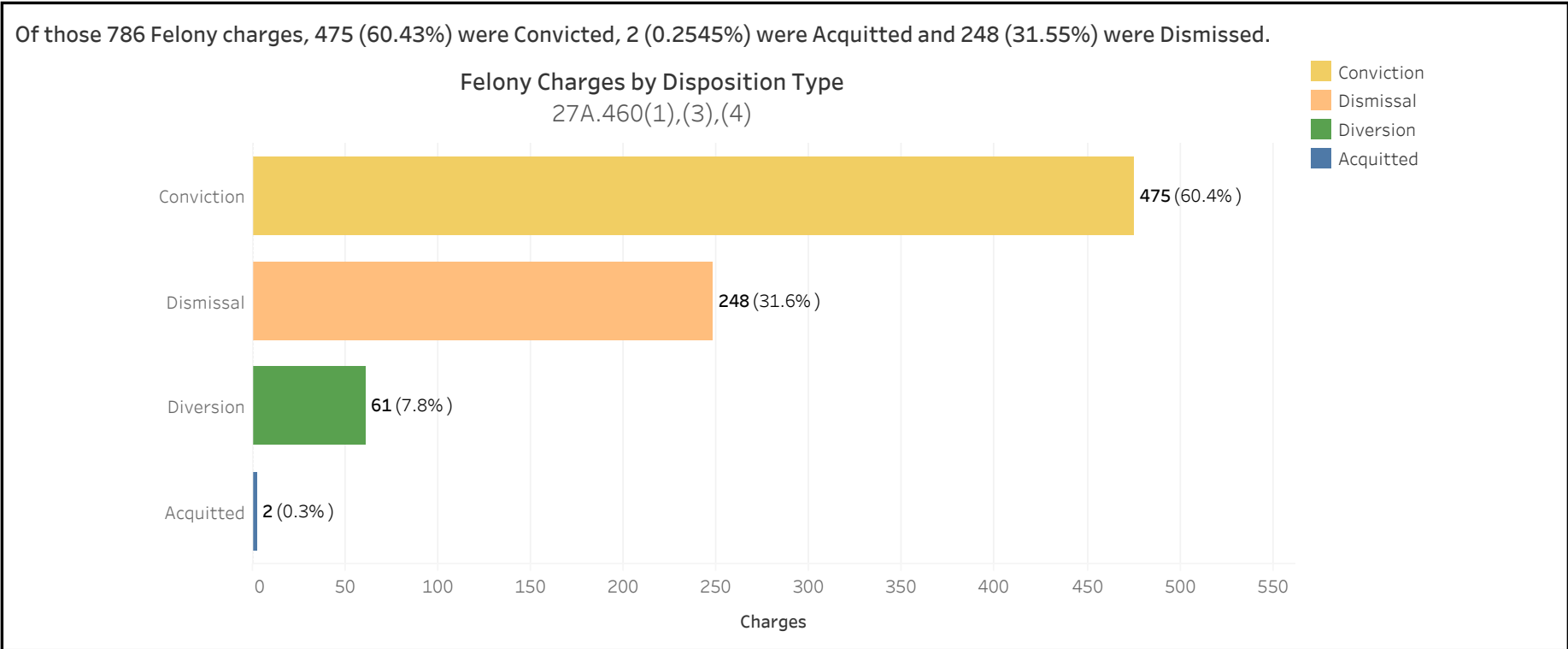


ADMINISTRATIVE OFFICE OF THE COURTS
Research and Statistics
 Annual Report FY 2024
 Circuit Court - Felony Criminal Cases

MUHLENBERG COUNTY

There were 786 Felony level charges and 19 Non-Felony level charges disposed within 493 Circuit Criminal cases during the Fiscal Year. Non-Felony charges include Misdemeanor, Violation, Local Ordinance or Other charges within those cases.

		Charges	Cases
MUHLENBERG	Felony	786	475
	Felony amended to Non-Felony	19	



27A.460(1) Conviction Percentages

27A.460(3) Percentage of Acquittals

27A.460(4) Percentage of Dismissals

* A case may consist of one or multiple convicted charges, the distinct count of cases counts the case only once.

* Other Disposition types include: Denied, Extradition, Grand Jury, Granted, Merged, Mistrial, Grand Jury, Other, Remanded, and Sealed Records.

* See methodology notes for information on any cases or charges that may be excluded.



ADMINISTRATIVE OFFICE OF THE COURTS
Research and Statistics
 Annual Report FY 2024
 Circuit Court - Felony Criminal Cases

MUHLENBERG COUNTY

Felony Charges Convicted by Highest Penalty Type

Penalty Type	FELONY			MISDEMEANOR			OTHER			VIOLATION			Grand Total		
	Charges	% of Chgs	Cases	Charges	% of Chgs	Cases	Charges	% of Chgs	Cases	Charges	% of Chgs	Cases	Charges	% of Chgs	Cases
Incarcerated Prison	1,885	41.6%	595	22	1.0%	15				2	0.7%	2	1,909	27.7%	598
Incarcerated Jail	526	11.6%	267	736	35.1%	379				17	6.3%	12	1,279	18.5%	549
Alternative: Home Incarceration				4	0.2%	2							4	0.1%	2
Alternative: Probation	2,021	44.6%	905	721	34.4%	380				9	3.3%	7	2,751	39.9%	926
Alternative: Cond. Discharged	64	1.4%	46	551	26.3%	284	1	100.0%	1	3	1.1%	1	619	9.0%	320
Alternative Sentence	1	0.0%	1	8	0.4%	7				26	9.6%	21	35	0.5%	27
Pay Fine	2	0.0%	2	13	0.6%	10				156	57.6%	109	171	2.5%	113
Pay Court Cost	1	0.0%	1	1	0.0%	1				3	1.1%	3	5	0.1%	5
Other Penalty	15	0.3%	12	26	1.2%	16				54	19.9%	37	95	1.4%	59
No Sentence	20	0.4%	15	14	0.7%	9				1	0.4%	1	35	0.5%	18
Grand Total	4,535	100.0%	1,774	2,096	100.0%	1,081	1	100.0%	1	271	100.0%	188	6,903	100.0%	2,139

27A.460(2) Percentages of fines, imprisonment, or other penalty assessment

Original & Final Plea Type

		GUILTY	NOT GUILTY	UNKNOWN PLEA TYPE	Grand Total
Felony Charges	Original Plea	4 (0.5%)	407 (51.8%)	375 (47.7%)	786 (100.0%)
	Final Plea	399 (50.8%)	12 (1.5%)	375 (47.7%)	786 (100.0%)
Felony amended to Non-Felony	Original Plea		2 (10.5%)	17 (89.5%)	19 (100.0%)
	Final Plea	1 (5.3%)	1 (5.3%)	17 (89.5%)	19 (100.0%)

27A.460(5) Percentage of pleas as charges

27A.460(6) Percentage of pleas to reduce charges

* A case may consist of one or multiple convicted charges, the distinct count of cases counts the case only once.

* Other Disposition types include: Denied, Extradition, Grand Jury, Granted, Merged, Mistrial, Grand Jury, Other, Remanded, and Sealed Records.

* See methodology notes for information on any cases or charges that may be excluded.



ADMINISTRATIVE OFFICE OF THE COURTS
Research and Statistics
 Annual Report FY 2024
 Circuit Court - Felony Criminal Cases

MUHLENBERG COUNTY

Cases can have multiple charges which are heard either by a Court Trial, Jury Trial, No Trial, or by a combination of trial types. Cases are categorized by how all the charges within the case were disposed. If all charges were disposed by the same trial type, it is counted in the separate category, otherwise, it is counted within the Mixed Trial category. If a charge had no trial type entered or it had No Trial, then it is counted in the No Trial category.

Cases by Trial Type
 27A.460(7), (8), (9), (10)

	Jury Trial	Mixed Trial Typ..	No Trial	Grand Total
Felony Amended Down to Non-Felony		1 5.56%	17 94.44%	18 100.00%
Felony Charges	2 0.42%	17 3.58%	456 96.00%	475 100.00%
Felony Convictions	1 0.28%	17 4.70%	344 95.03%	362 100.00%

- 27A.460(7) Percentage of disposition to guilty as charged by trial
- 27A.460(8) Percentage of those found guilty of lesser charge by trial
- 27A.460(9) Percentage of cases where jury trial taken
- 27A.460(10) Percentage of trials which are bench (court) trials

Shock Probation by Disposition Type
 27A.440(3)(b)

	Denied	Granted	Vacated	Other	Grand Total
0026090 SHOCK PROBATION IN FELONY CONVICTIONS	154 78.57%	33 16.84%	8 4.08%	1 0.51%	196 100.00%

27A.440(3)(b) Extracted data on shock probation shall be placed in the annual report of the Administrative Office of the Courts

* A case may consist of one or multiple convicted charges, the distinct count of cases counts the case only once.
 * Other Disposition types include: Denied, Extradition, Grand Jury, Granted, Merged, Mistrial, Grand Jury, Other, Remanded, and Sealed Records.
 * See methodology notes for information on any cases or charges that may be excluded.



ADMINISTRATIVE OFFICE OF THE COURTS
Research and Statistics
Annual Report FY 2024
Circuit Court - Felony Criminal Cases

MUHLENBERG COUNTY

Youthful Offenders

There were 0 Felony level charges and 0 Non-Felony level charges disposed within 0 Circuit Criminal cases during the fiscal year. Non-Felony charges include Misdemeanor, Violation, Local Ordinance, or Other charges within those cases.

27A.460(11)

27A.460(11) The number of juvenile offenders tried as an adult

Of the 0 Felony level charges disposed within the Youthful Offender cases, 0 (None%) charges were convicted.

Youthful Offender

	Grand Total
Felony Charges by Disposition Type	0

Note: A youth charged prior to their 18th birthday, proceeded against as a youthful offender under KRS 635.020(7) may not be included in the above.

KRS 635.020(7) If a person who is eighteen (18) or older is charged with a felony that occurred prior to their eighteenth birthday, the court shall, upon motion of the county attorney made prior to adjudication and consultation with the Commonwealth's Attorney, the case may proceed in accordance with the provisions of KRS 640.010.

* A case may consist of one or multiple convicted charges, the distinct count of cases counts the case only once.

* Other Disposition types include: Denied, Extradition, Grand Jury, Granted, Merged, Mistrial, Grand Jury, Other, Remanded, and Sealed Records.

* See methodology notes for information on any cases or charges that may be excluded.

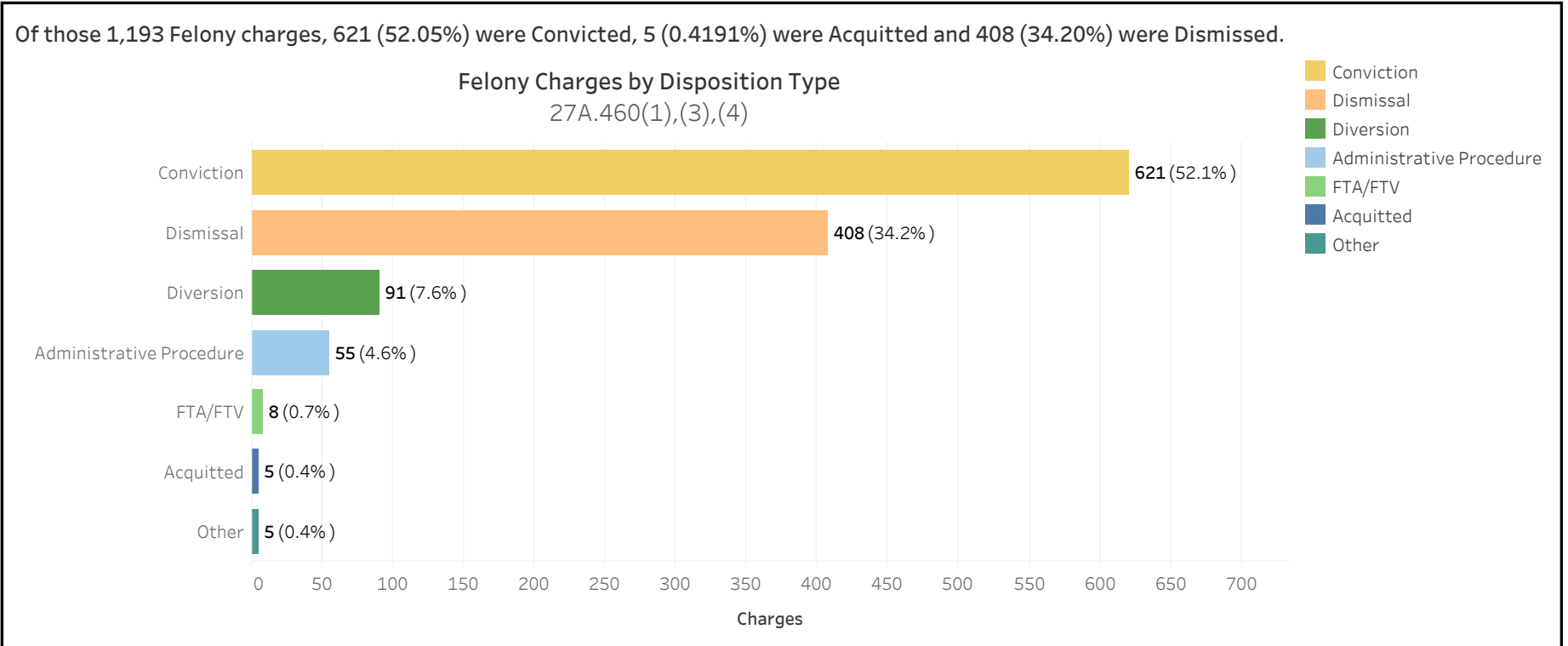


ADMINISTRATIVE OFFICE OF THE COURTS
Research and Statistics
 Annual Report FY 2024
 Circuit Court - Felony Criminal Cases

NELSON COUNTY

There were 1,193 Felony level charges and 41 Non-Felony level charges disposed within 565 Circuit Criminal cases during the Fiscal Year. Non-Felony charges include Misdemeanor, Violation, Local Ordinance or Other charges within those cases.

		Charges	Cases
NELSON	Felony	1,193	527
	Felony amended to Non-Felony	41	



27A.460(1) Conviction Percentages

27A.460(3) Percentage of Acquittals

27A.460(4) Percentage of Dismissals

* A case may consist of one or multiple convicted charges, the distinct count of cases counts the case only once.

* Other Disposition types include: Denied, Extradition, Grand Jury, Granted, Merged, Mistrial, Grand Jury, Other, Remanded, and Sealed Records.

* See methodology notes for information on any cases or charges that may be excluded.



ADMINISTRATIVE OFFICE OF THE COURTS
Research and Statistics
 Annual Report FY 2024
 Circuit Court - Felony Criminal Cases

NELSON COUNTY

Felony Charges Convicted by Highest Penalty Type

Penalty Type	FELONY			MISDEMEANOR			OTHER			VIOLATION			Grand Total		
	Charges	% of Chgs	Cases	Charges	% of Chgs	Cases	Charges	% of Chgs	Cases	Charges	% of Chgs	Cases	Charges	% of Chgs	Cases
Incarcerated Prison	1,885	41.6%	595	22	1.0%	15				2	0.7%	2	1,909	27.7%	598
Incarcerated Jail	526	11.6%	267	736	35.1%	379				17	6.3%	12	1,279	18.5%	549
Alternative: Home Incarceration				4	0.2%	2							4	0.1%	2
Alternative: Probation	2,021	44.6%	905	721	34.4%	380				9	3.3%	7	2,751	39.9%	926
Alternative: Cond. Discharged	64	1.4%	46	551	26.3%	284	1	100.0%	1	3	1.1%	1	619	9.0%	320
Alternative Sentence	1	0.0%	1	8	0.4%	7				26	9.6%	21	35	0.5%	27
Pay Fine	2	0.0%	2	13	0.6%	10				156	57.6%	109	171	2.5%	113
Pay Court Cost	1	0.0%	1	1	0.0%	1				3	1.1%	3	5	0.1%	5
Other Penalty	15	0.3%	12	26	1.2%	16				54	19.9%	37	95	1.4%	59
No Sentence	20	0.4%	15	14	0.7%	9				1	0.4%	1	35	0.5%	18
Grand Total	4,535	100.0%	1,774	2,096	100.0%	1,081	1	100.0%	1	271	100.0%	188	6,903	100.0%	2,139

27A.460(2) Percentages of fines, imprisonment, or other penalty assessment

Original & Final Plea Type

		GUILTY	NOT GUILTY	UNKNOWN PLEA TYPE	Grand Total
Felony Charges	Original Plea	18 (1.5%)	589 (49.4%)	586 (49.1%)	1,193 (100.0%)
	Final Plea	593 (49.7%)	14 (1.2%)	586 (49.1%)	1,193 (100.0%)
Felony amended to Non-Felony	Original Plea		2 (4.9%)	39 (95.1%)	41 (100.0%)
	Final Plea	1 (2.4%)	1 (2.4%)	39 (95.1%)	41 (100.0%)

27A.460(5) Percentage of pleas as charges

27A.460(6) Percentage of pleas to reduce charges

* A case may consist of one or multiple convicted charges, the distinct count of cases counts the case only once.

* Other Disposition types include: Denied, Extradition, Grand Jury, Granted, Merged, Mistrial, Grand Jury, Other, Remanded, and Sealed Records.

* See methodology notes for information on any cases or charges that may be excluded.



ADMINISTRATIVE OFFICE OF THE COURTS
Research and Statistics
 Annual Report FY 2024
 Circuit Court - Felony Criminal Cases

NELSON COUNTY

Cases can have multiple charges which are heard either by a Court Trial, Jury Trial, No Trial, or by a combination of trial types. Cases are categorized by how all the charges within the case were disposed. If all charges were disposed by the same trial type, it is counted in the separate category, otherwise, it is counted within the Mixed Trial category. If a charge had no trial type entered or it had No Trial, then it is counted in the No Trial category.

Cases by Trial Type
 27A.460(7), (8), (9), (10)

	Jury Trial	Mixed Trial Typ..	No Trial	Grand Total
Felony Amended Down to Non-Felony	1 2.63%	2 5.26%	35 92.11%	38 100.00%
Felony Charges	3 0.57%	17 3.23%	507 96.20%	527 100.00%
Felony Convictions	3 1.09%	16 5.82%	256 93.09%	275 100.00%

- 27A.460(7) Percentage of disposition to guilty as charged by trial
- 27A.460(8) Percentage of those found guilty of lesser charge by trial
- 27A.460(9) Percentage of cases where jury trial taken
- 27A.460(10) Percentage of trials which are bench (court) trials

Shock Probation by Disposition Type
 27A.440(3)(b)

	Denied	Granted	Vacated	Grand Total
0026090 SHOCK PROBATION IN FELONY CONVICTIONS	89 85.58%	14 13.46%	1 0.96%	104 100.00%
0026100 SHOCK PROBATION IN MISDEMEANOR CONVICTIONS	1 100.00%			1 100.00%

27A.440(3)(b) Extracted data on shock probation shall be placed in the annual report of the Administrative Office of the Courts

* A case may consist of one or multiple convicted charges, the distinct count of cases counts the case only once.
 * Other Disposition types include: Denied, Extradition, Grand Jury, Granted, Merged, Mistrial, Grand Jury, Other, Remanded, and Sealed Records.
 * See methodology notes for information on any cases or charges that may be excluded.



ADMINISTRATIVE OFFICE OF THE COURTS
Research and Statistics
Annual Report FY 2024
Circuit Court - Felony Criminal Cases

NELSON COUNTY

Youthful Offenders

There were 0 Felony level charges and 0 Non-Felony level charges disposed within 0 Circuit Criminal cases during the fiscal year. Non-Felony charges include Misdemeanor, Violation, Local Ordinance, or Other charges within those cases.

27A.460(11)

27A.460(11) The number of juvenile offenders tried as an adult

Of the 0 Felony level charges disposed within the Youthful Offender cases, 0 (None%) charges were convicted.

Youthful Offender

	Grand Total
Felony Charges by Disposition Type	0

Note: A youth charged prior to their 18th birthday, proceeded against as a youthful offender under KRS 635.020(7) may not be included in the above.

KRS 635.020(7) If a person who is eighteen (18) or older is charged with a felony that occurred prior to their eighteenth birthday, the court shall, upon motion of the county attorney made prior to adjudication and consultation with the Commonwealth's Attorney, the case may proceed in accordance with the provisions of KRS 640.010.

* A case may consist of one or multiple convicted charges, the distinct count of cases counts the case only once.

* Other Disposition types include: Denied, Extradition, Grand Jury, Granted, Merged, Mistrial, Grand Jury, Other, Remanded, and Sealed Records.

* See methodology notes for information on any cases or charges that may be excluded.

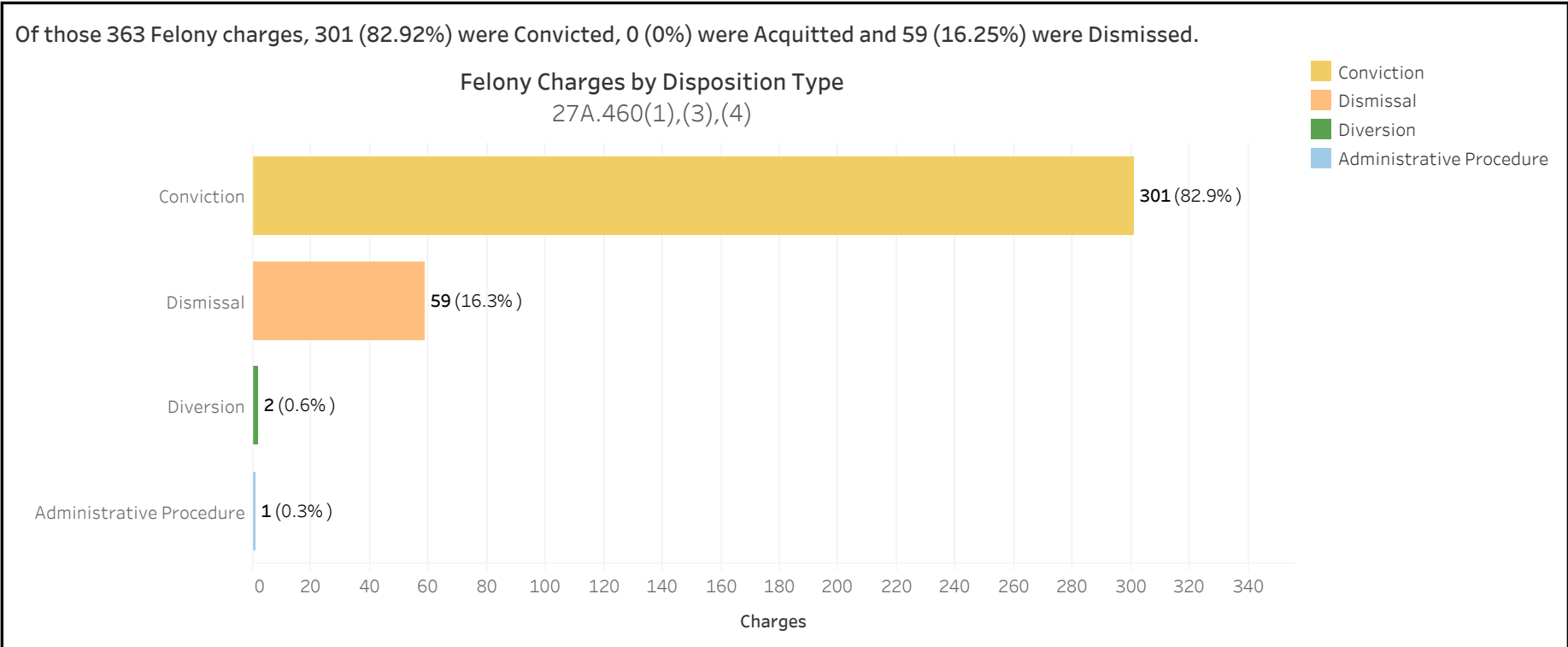


ADMINISTRATIVE OFFICE OF THE COURTS
Research and Statistics
 Annual Report FY 2024
 Circuit Court - Felony Criminal Cases

NICHOLAS COUNTY

There were 363 Felony level charges and 0 Non-Felony level charges disposed within 80 Circuit Criminal cases during the Fiscal Year. Non-Felony charges include Misdemeanor, Violation, Local Ordinance or Other charges within those cases.

		Charges	Cases
NICHOLAS	Felony	363	80
	Felony amended to Non-Felony	0	



27A.460(1) Conviction Percentages

27A.460(3) Percentage of Acquittals

27A.460(4) Percentage of Dismissals

* A case may consist of one or multiple convicted charges, the distinct count of cases counts the case only once.

* Other Disposition types include: Denied, Extradition, Grand Jury, Granted, Merged, Mistrial, Grand Jury, Other, Remanded, and Sealed Records.

* See methodology notes for information on any cases or charges that may be excluded.



ADMINISTRATIVE OFFICE OF THE COURTS
Research and Statistics
 Annual Report FY 2024
 Circuit Court - Felony Criminal Cases

NICHOLAS COUNTY

Felony Charges Convicted by Highest Penalty Type

Penalty Type	FELONY			MISDEMEANOR			OTHER			VIOLATION			Grand Total		
	Charges	% of Chgs	Cases	Charges	% of Chgs	Cases	Charges	% of Chgs	Cases	Charges	% of Chgs	Cases	Charges	% of Chgs	Cases
Incarcerated Prison	1,885	41.6%	595	22	1.0%	15				2	0.7%	2	1,909	27.7%	598
Incarcerated Jail	526	11.6%	267	736	35.1%	379				17	6.3%	12	1,279	18.5%	549
Alternative: Home Incarceration				4	0.2%	2							4	0.1%	2
Alternative: Probation	2,021	44.6%	905	721	34.4%	380				9	3.3%	7	2,751	39.9%	926
Alternative: Cond. Discharged	64	1.4%	46	551	26.3%	284	1	100.0%	1	3	1.1%	1	619	9.0%	320
Alternative Sentence	1	0.0%	1	8	0.4%	7				26	9.6%	21	35	0.5%	27
Pay Fine	2	0.0%	2	13	0.6%	10				156	57.6%	109	171	2.5%	113
Pay Court Cost	1	0.0%	1	1	0.0%	1				3	1.1%	3	5	0.1%	5
Other Penalty	15	0.3%	12	26	1.2%	16				54	19.9%	37	95	1.4%	59
No Sentence	20	0.4%	15	14	0.7%	9				1	0.4%	1	35	0.5%	18
Grand Total	4,535	100.0%	1,774	2,096	100.0%	1,081	1	100.0%	1	271	100.0%	188	6,903	100.0%	2,139

27A.460(2) Percentages of fines, imprisonment, or other penalty assessment

Original & Final Plea Type

Felony Charges		GUILTY	NOT GUILTY	UNKNOWN PLEA TYPE	Grand Total
		Original Plea	24 (6.6%)	168 (46.3%)	171 (47.1%)
Final Plea		191 (52.6%)	1 (0.3%)	171 (47.1%)	363 (100.0%)

27A.460(5) Percentage of pleas as charges

27A.460(6) Percentage of pleas to reduce charges

* A case may consist of one or multiple convicted charges, the distinct count of cases counts the case only once.

* Other Disposition types include: Denied, Extradition, Grand Jury, Granted, Merged, Mistrial, Grand Jury, Other, Remanded, and Sealed Records.

* See methodology notes for information on any cases or charges that may be excluded.



ADMINISTRATIVE OFFICE OF THE COURTS
Research and Statistics
 Annual Report FY 2024
 Circuit Court - Felony Criminal Cases

NICHOLAS COUNTY

Cases can have multiple charges which are heard either by a Court Trial, Jury Trial, No Trial, or by a combination of trial types. Cases are categorized by how all the charges within the case were disposed. If all charges were disposed by the same trial type, it is counted in the separate category, otherwise, it is counted within the Mixed Trial category. If a charge had no trial type entered or it had No Trial, then it is counted in the No Trial category.

Cases by Trial Type
 27A.460(7), (8), (9), (10)

	Mixed Trial Types	No Trial	Grand Total
Felony Charges	7 8.75%	73 91.25%	80 100.00%
Felony Convictions	7 13.73%	44 86.27%	51 100.00%

- 27A.460(7) Percentage of disposition to guilty as charged by trial
- 27A.460(8) Percentage of those found guilty of lesser charge by trial
- 27A.460(9) Percentage of cases where jury trial taken
- 27A.460(10) Percentage of trials which are bench (court) trials

Shock Probation by Disposition Type
 27A.440(3)(b)

	Denied	Granted	Grand Total
0026090 SHOCK PROBATION IN FELONY CONVICTIONS	30 75.00%	10 25.00%	40 100.00%

27A.440(3)(b) Extracted data on shock probation shall be placed in the annual report of the Administrative Office of the Courts

- * A case may consist of one or multiple convicted charges, the distinct count of cases counts the case only once.
- * Other Disposition types include: Denied, Extradition, Grand Jury, Granted, Merged, Mistrial, Grand Jury, Other, Remanded, and Sealed Records.
- * See methodology notes for information on any cases or charges that may be excluded.



ADMINISTRATIVE OFFICE OF THE COURTS
Research and Statistics
 Annual Report FY 2024
 Circuit Court - Felony Criminal Cases

NICHOLAS COUNTY

Youthful Offenders

There were 0 Felony level charges and 0 Non-Felony level charges disposed within 0 Circuit Criminal cases during the fiscal year. Non-Felony charges include Misdemeanor, Violation, Local Ordinance, or Other charges within those cases.

27A.460(11)

27A.460(11) The number of juvenile offenders tried as an adult

Of the 0 Felony level charges disposed within the Youthful Offender cases, 0 (None%) charges were convicted.

Youthful Offender

		Grand Total
Felony Charges by Disposition Type	0	0

Note: A youth charged prior to their 18th birthday, proceeded against as a youthful offender under KRS 635.020(7) may not be included in the above.

KRS 635.020(7) If a person who is eighteen (18) or older is charged with a felony that occurred prior to their eighteenth birthday, the court shall, upon motion of the county attorney made prior to adjudication and consultation with the Commonwealth's Attorney, the case may proceed in accordance with the provisions of KRS 640.010.

* A case may consist of one or multiple convicted charges, the distinct count of cases counts the case only once.

* Other Disposition types include: Denied, Extradition, Grand Jury, Granted, Merged, Mistrial, Grand Jury, Other, Remanded, and Sealed Records.

* See methodology notes for information on any cases or charges that may be excluded.

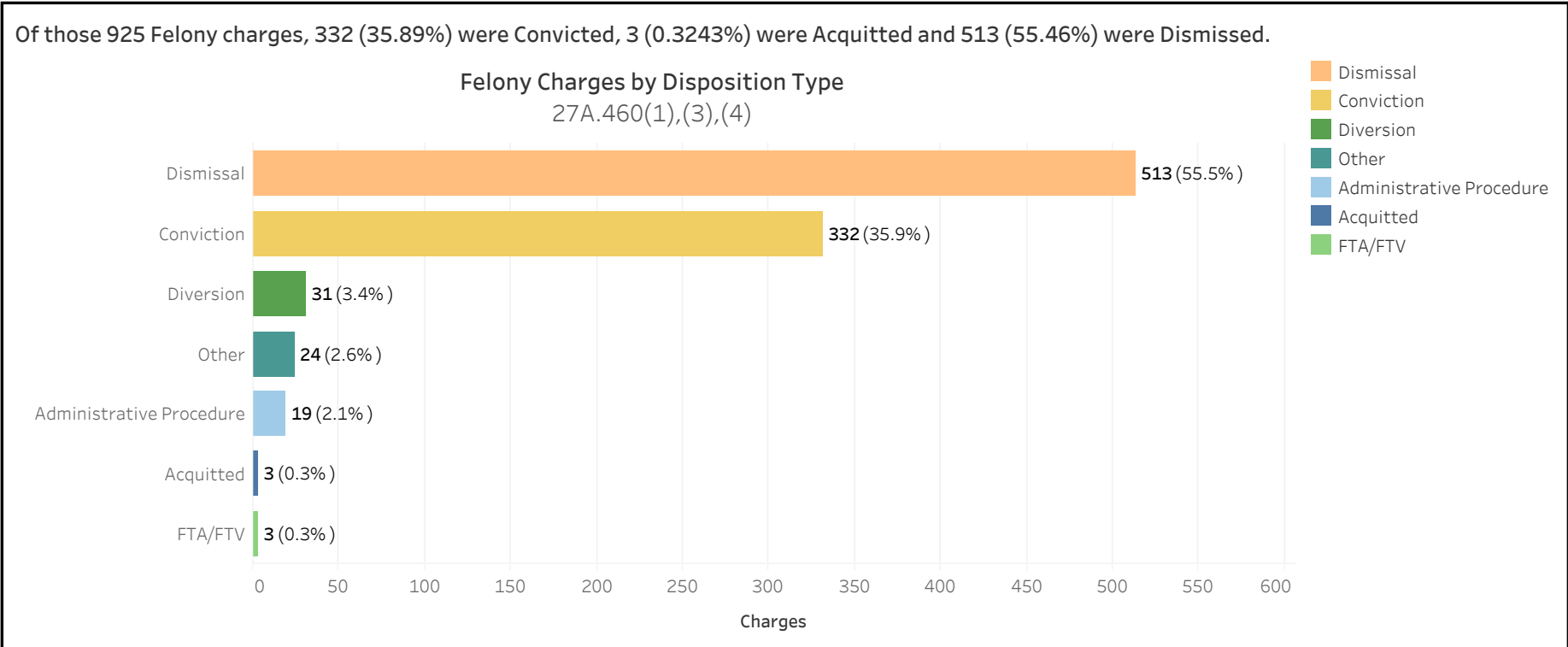


ADMINISTRATIVE OFFICE OF THE COURTS
Research and Statistics
 Annual Report FY 2024
 Circuit Court - Felony Criminal Cases

OHIO COUNTY

There were 925 Felony level charges and 28 Non-Felony level charges disposed within 360 Circuit Criminal cases during the Fiscal Year. Non-Felony charges include Misdemeanor, Violation, Local Ordinance or Other charges within those cases.

		Charges	Cases
OHIO	Felony	925	337
	Felony amended to Non-Felony	28	



27A.460(1) Conviction Percentages

27A.460(3) Percentage of Acquittals

27A.460(4) Percentage of Dismissals

* A case may consist of one or multiple convicted charges, the distinct count of cases counts the case only once.

* Other Disposition types include: Denied, Extradition, Grand Jury, Granted, Merged, Mistrial, Grand Jury, Other, Remanded, and Sealed Records.

* See methodology notes for information on any cases or charges that may be excluded.



ADMINISTRATIVE OFFICE OF THE COURTS
Research and Statistics
 Annual Report FY 2024
 Circuit Court - Felony Criminal Cases

OHIO COUNTY

Felony Charges Convicted by Highest Penalty Type

Penalty Type	FELONY			MISDEMEANOR			OTHER			VIOLATION			Grand Total		
	Charges	% of Chgs	Cases	Charges	% of Chgs	Cases	Charges	% of Chgs	Cases	Charges	% of Chgs	Cases	Charges	% of Chgs	Cases
Incarcerated Prison	1,885	41.6%	595	22	1.0%	15				2	0.7%	2	1,909	27.7%	598
Incarcerated Jail	526	11.6%	267	736	35.1%	379				17	6.3%	12	1,279	18.5%	549
Alternative: Home Incarceration				4	0.2%	2							4	0.1%	2
Alternative: Probation	2,021	44.6%	905	721	34.4%	380				9	3.3%	7	2,751	39.9%	926
Alternative: Cond. Discharged	64	1.4%	46	551	26.3%	284	1	100.0%	1	3	1.1%	1	619	9.0%	320
Alternative Sentence	1	0.0%	1	8	0.4%	7				26	9.6%	21	35	0.5%	27
Pay Fine	2	0.0%	2	13	0.6%	10				156	57.6%	109	171	2.5%	113
Pay Court Cost	1	0.0%	1	1	0.0%	1				3	1.1%	3	5	0.1%	5
Other Penalty	15	0.3%	12	26	1.2%	16				54	19.9%	37	95	1.4%	59
No Sentence	20	0.4%	15	14	0.7%	9				1	0.4%	1	35	0.5%	18
Grand Total	4,535	100.0%	1,774	2,096	100.0%	1,081	1	100.0%	1	271	100.0%	188	6,903	100.0%	2,139

27A.460(2) Percentages of fines, imprisonment, or other penalty assessment

Original & Final Plea Type

		GUILTY	NOT GUILTY	UNKNOWN PLEA TYPE	Grand Total
Felony Charges	Original Plea		348 (37.6%)	577 (62.4%)	925 (100.0%)
	Final Plea	345 (37.3%)	3 (0.3%)	577 (62.4%)	925 (100.0%)
Felony amended to Non-Felony	Original Plea		7 (25.0%)	21 (75.0%)	28 (100.0%)
	Final Plea	1 (3.6%)	6 (21.4%)	21 (75.0%)	28 (100.0%)

27A.460(5) Percentage of pleas as charges

27A.460(6) Percentage of pleas to reduce charges

* A case may consist of one or multiple convicted charges, the distinct count of cases counts the case only once.

* Other Disposition types include: Denied, Extradition, Grand Jury, Granted, Merged, Mistrial, Grand Jury, Other, Remanded, and Sealed Records.

* See methodology notes for information on any cases or charges that may be excluded.



ADMINISTRATIVE OFFICE OF THE COURTS
Research and Statistics
 Annual Report FY 2024
 Circuit Court - Felony Criminal Cases

OHIO COUNTY

Cases can have multiple charges which are heard either by a Court Trial, Jury Trial, No Trial, or by a combination of trial types. Cases are categorized by how all the charges within the case were disposed. If all charges were disposed by the same trial type, it is counted in the separate category, otherwise, it is counted within the Mixed Trial category. If a charge had no trial type entered or it had No Trial, then it is counted in the No Trial category.

Cases by Trial Type
 27A.460(7), (8), (9), (10)

	Jury Trial	Mixed Trial Typ..	No Trial	Grand Total
Felony Amended Down to Non-Felony		1 4.35%	22 95.65%	23 100.00%
Felony Charges	1 0.30%	4 1.19%	332 98.52%	337 100.00%
Felony Convictions	1 0.45%	3 1.36%	216 98.18%	220 100.00%

- 27A.460(7) Percentage of disposition to guilty as charged by trial
- 27A.460(8) Percentage of those found guilty of lesser charge by trial
- 27A.460(9) Percentage of cases where jury trial taken
- 27A.460(10) Percentage of trials which are bench (court) trials

Shock Probation by Disposition Type
 27A.440(3)(b)

	Denied	Granted	Grand Total
0026090 SHOCK PROBATION IN FELONY CONVICTIONS	9 4.35%	198 95.65%	207 100.00%

27A.440(3)(b) Extracted data on shock probation shall be placed in the annual report of the Administrative Office of the Courts

* A case may consist of one or multiple convicted charges, the distinct count of cases counts the case only once.
 * Other Disposition types include: Denied, Extradition, Grand Jury, Granted, Merged, Mistrial, Grand Jury, Other, Remanded, and Sealed Records.
 * See methodology notes for information on any cases or charges that may be excluded.



ADMINISTRATIVE OFFICE OF THE COURTS
Research and Statistics
 Annual Report FY 2024
 Circuit Court - Felony Criminal Cases

OHIO COUNTY

Youthful Offenders

There were 0 Felony level charges and 0 Non-Felony level charges disposed within 0 Circuit Criminal cases during the fiscal year. Non-Felony charges include Misdemeanor, Violation, Local Ordinance, or Other charges within those cases.

27A.460(11)

27A.460(11) The number of juvenile offenders tried as an adult

Of the 0 Felony level charges disposed within the Youthful Offender cases, 0 (None%) charges were convicted.

Youthful Offender

Felony Charges by Disposition Type	0	Grand Total 0

Note: A youth charged prior to their 18th birthday, proceeded against as a youthful offender under KRS 635.020(7) may not be included in the above.

KRS 635.020(7) If a person who is eighteen (18) or older is charged with a felony that occurred prior to their eighteenth birthday, the court shall, upon motion of the county attorney made prior to adjudication and consultation with the Commonwealth's Attorney, the case may proceed in accordance with the provisions of KRS 640.010.

* A case may consist of one or multiple convicted charges, the distinct count of cases counts the case only once.

* Other Disposition types include: Denied, Extradition, Grand Jury, Granted, Merged, Mistrial, Grand Jury, Other, Remanded, and Sealed Records.

* See methodology notes for information on any cases or charges that may be excluded.

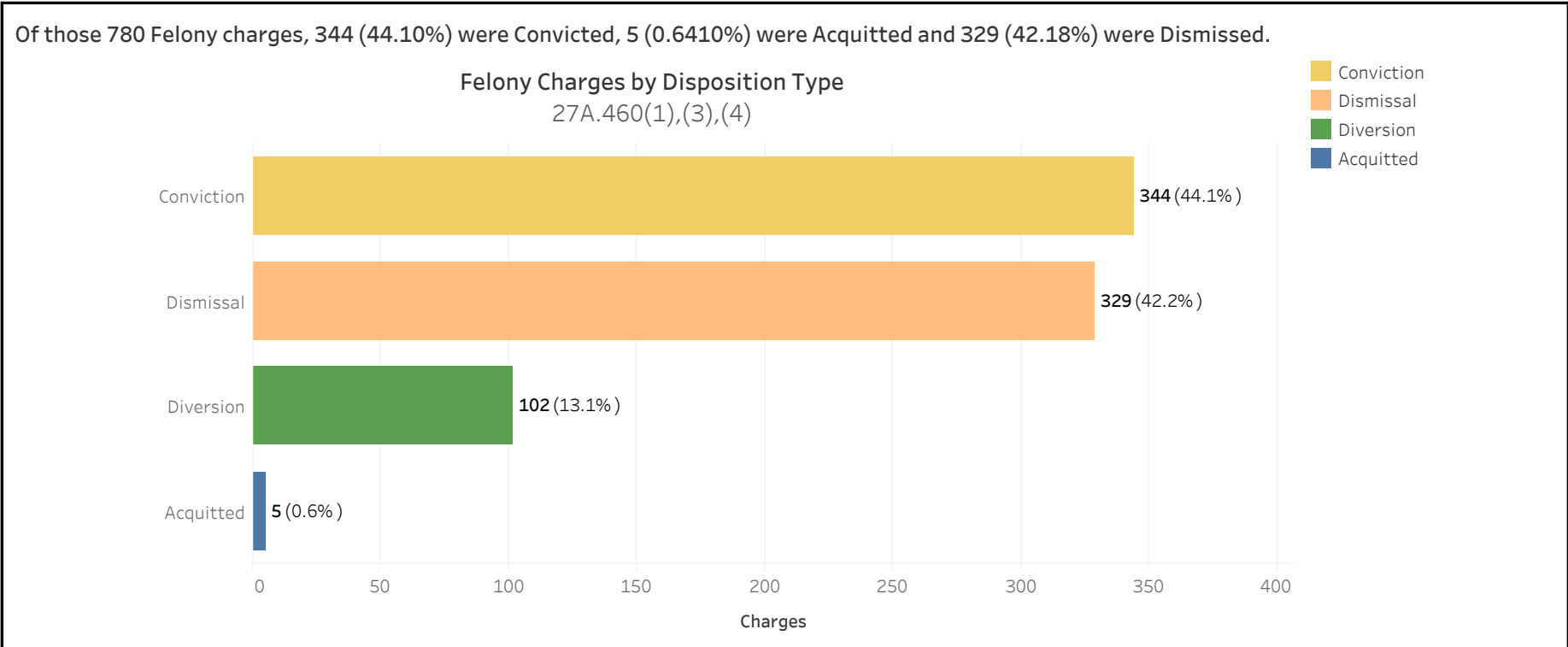


ADMINISTRATIVE OFFICE OF THE COURTS
Research and Statistics
 Annual Report FY 2024
 Circuit Court - Felony Criminal Cases

OLDHAM COUNTY

There were 780 Felony level charges and 17 Non-Felony level charges disposed within 378 Circuit Criminal cases during the Fiscal Year. Non-Felony charges include Misdemeanor, Violation, Local Ordinance or Other charges within those cases.

		Charges	Cases
OLDHAM	Felony	780	365
	Felony amended to Non-Felony	17	



27A.460(1) Conviction Percentages

27A.460(3) Percentage of Acquittals

27A.460(4) Percentage of Dismissals

* A case may consist of one or multiple convicted charges, the distinct count of cases counts the case only once.

* Other Disposition types include: Denied, Extradition, Grand Jury, Granted, Merged, Mistrial, Grand Jury, Other, Remanded, and Sealed Records.

* See methodology notes for information on any cases or charges that may be excluded.



ADMINISTRATIVE OFFICE OF THE COURTS
Research and Statistics
 Annual Report FY 2024
 Circuit Court - Felony Criminal Cases

OLDHAM COUNTY

Felony Charges Convicted by Highest Penalty Type

Penalty Type	FELONY			MISDEMEANOR			OTHER			VIOLATION			Grand Total		
	Charges	% of Chgs	Cases	Charges	% of Chgs	Cases	Charges	% of Chgs	Cases	Charges	% of Chgs	Cases	Charges	% of Chgs	Cases
Incarcerated Prison	1,885	41.6%	595	22	1.0%	15				2	0.7%	2	1,909	27.7%	598
Incarcerated Jail	526	11.6%	267	736	35.1%	379				17	6.3%	12	1,279	18.5%	549
Alternative: Home Incarceration				4	0.2%	2							4	0.1%	2
Alternative: Probation	2,021	44.6%	905	721	34.4%	380				9	3.3%	7	2,751	39.9%	926
Alternative: Cond. Discharged	64	1.4%	46	551	26.3%	284	1	100.0%	1	3	1.1%	1	619	9.0%	320
Alternative Sentence	1	0.0%	1	8	0.4%	7				26	9.6%	21	35	0.5%	27
Pay Fine	2	0.0%	2	13	0.6%	10				156	57.6%	109	171	2.5%	113
Pay Court Cost	1	0.0%	1	1	0.0%	1				3	1.1%	3	5	0.1%	5
Other Penalty	15	0.3%	12	26	1.2%	16				54	19.9%	37	95	1.4%	59
No Sentence	20	0.4%	15	14	0.7%	9				1	0.4%	1	35	0.5%	18
Grand Total	4,535	100.0%	1,774	2,096	100.0%	1,081	1	100.0%	1	271	100.0%	188	6,903	100.0%	2,139

27A.460(2) Percentages of fines, imprisonment, or other penalty assessment

Original & Final Plea Type

		GUILTY	NOT GUILTY	UNKNOWN PLEA TYPE	Grand Total
Felony Charges	Original Plea	223 (28.6%)	468 (60.0%)	89 (11.4%)	780 (100.0%)
	Final Plea	669 (85.8%)	22 (2.8%)	89 (11.4%)	780 (100.0%)
Felony amended to Non-Felony	Original Plea			17 (100.0%)	17 (100.0%)
	Final Plea			17 (100.0%)	17 (100.0%)

27A.460(5) Percentage of pleas as charges

27A.460(6) Percentage of pleas to reduce charges

* A case may consist of one or multiple convicted charges, the distinct count of cases counts the case only once.

* Other Disposition types include: Denied, Extradition, Grand Jury, Granted, Merged, Mistrial, Grand Jury, Other, Remanded, and Sealed Records.

* See methodology notes for information on any cases or charges that may be excluded.



ADMINISTRATIVE OFFICE OF THE COURTS
Research and Statistics
 Annual Report FY 2024
 Circuit Court - Felony Criminal Cases

OLDHAM COUNTY

Cases can have multiple charges which are heard either by a Court Trial, Jury Trial, No Trial, or by a combination of trial types. Cases are categorized by how all the charges within the case were disposed. If all charges were disposed by the same trial type, it is counted in the separate category, otherwise, it is counted within the Mixed Trial category. If a charge had no trial type entered or it had No Trial, then it is counted in the No Trial category.

Cases by Trial Type
 27A.460(7), (8), (9), (10)

	Jury Trial	Mixed Trial Typ..	No Trial	Grand Total
Felony Amended Down to Non-Felony		1 7.69%	12 92.31%	13 100.00%
Felony Charges	1 0.27%	23 6.30%	341 93.42%	365 100.00%
Felony Convictions	1 0.50%	20 10.05%	178 89.45%	199 100.00%

- 27A.460(7) Percentage of disposition to guilty as charged by trial
- 27A.460(8) Percentage of those found guilty of lesser charge by trial
- 27A.460(9) Percentage of cases where jury trial taken
- 27A.460(10) Percentage of trials which are bench (court) trials

Shock Probation by Disposition Type
 27A.440(3)(b)

	Denied	Granted	Withdrawn	Grand Total
0026090 SHOCK PROBATION IN FELONY CONVICTIONS	12 70.59%	3 17.65%	2 11.76%	17 100.00%

27A.440(3)(b) Extracted data on shock probation shall be placed in the annual report of the Administrative Office of the Courts

* A case may consist of one or multiple convicted charges, the distinct count of cases counts the case only once.
 * Other Disposition types include: Denied, Extradition, Grand Jury, Granted, Merged, Mistrial, Grand Jury, Other, Remanded, and Sealed Records.
 * See methodology notes for information on any cases or charges that may be excluded.



ADMINISTRATIVE OFFICE OF THE COURTS
Research and Statistics
Annual Report FY 2024
Circuit Court - Felony Criminal Cases

OLDHAM COUNTY

Youthful Offenders

There were 0 Felony level charges and 0 Non-Felony level charges disposed within 0 Circuit Criminal cases during the fiscal year. Non-Felony charges include Misdemeanor, Violation, Local Ordinance, or Other charges within those cases.

27A.460(11)

27A.460(11) The number of juvenile offenders tried as an adult

Of the 0 Felony level charges disposed within the Youthful Offender cases, 0 (None%) charges were convicted.

Youthful Offender

	Grand Total
Felony Charges by Disposition Type	0

Note: A youth charged prior to their 18th birthday, proceeded against as a youthful offender under KRS 635.020(7) may not be included in the above.

KRS 635.020(7) If a person who is eighteen (18) or older is charged with a felony that occurred prior to their eighteenth birthday, the court shall, upon motion of the county attorney made prior to adjudication and consultation with the Commonwealth's Attorney, the case may proceed in accordance with the provisions of KRS 640.010.

* A case may consist of one or multiple convicted charges, the distinct count of cases counts the case only once.

* Other Disposition types include: Denied, Extradition, Grand Jury, Granted, Merged, Mistrial, Grand Jury, Other, Remanded, and Sealed Records.

* See methodology notes for information on any cases or charges that may be excluded.

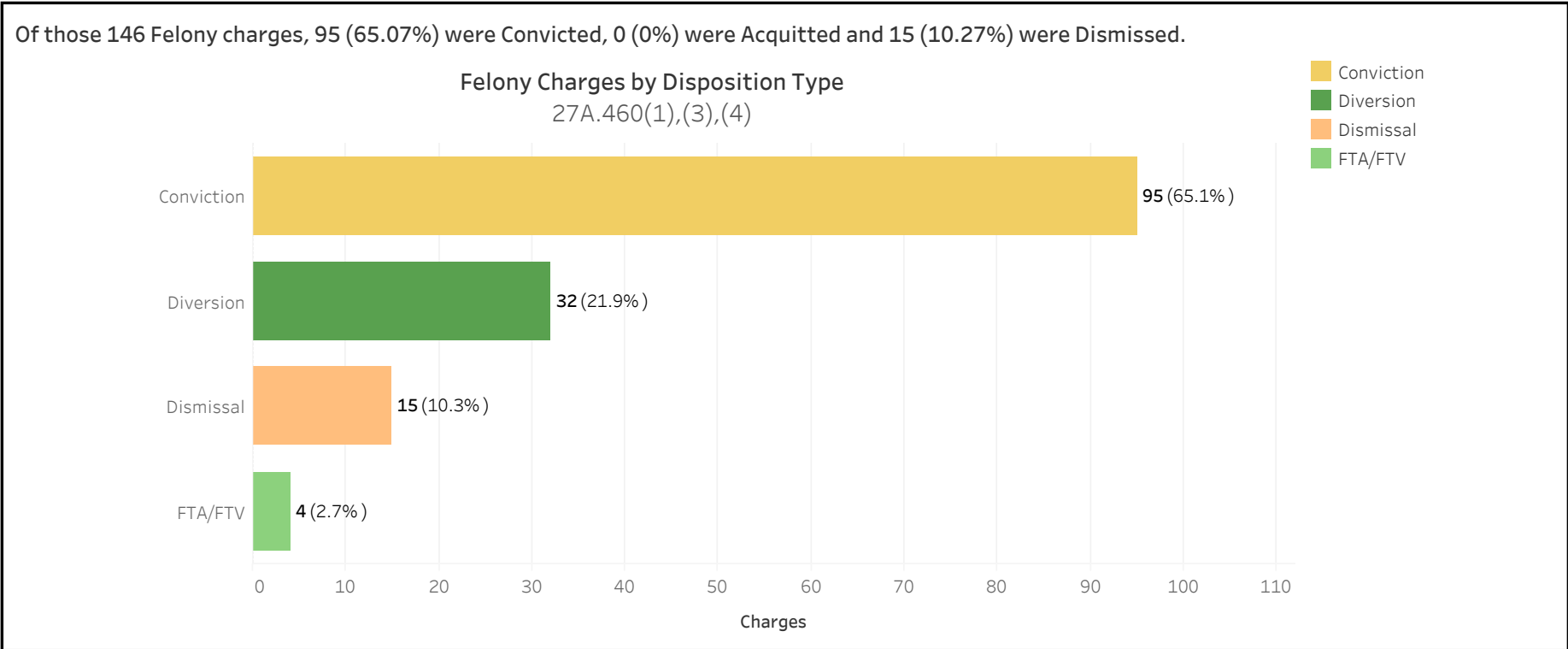


ADMINISTRATIVE OFFICE OF THE COURTS
Research and Statistics
 Annual Report FY 2024
 Circuit Court - Felony Criminal Cases

OWEN COUNTY

There were 146 Felony level charges and 0 Non-Felony level charges disposed within 117 Circuit Criminal cases during the Fiscal Year. Non-Felony charges include Misdemeanor, Violation, Local Ordinance or Other charges within those cases.

		Charges	Cases
OWEN	Felony	146	117
	Felony amended to Non-Felony	0	



27A.460(1) Conviction Percentages

27A.460(3) Percentage of Acquittals

27A.460(4) Percentage of Dismissals

* A case may consist of one or multiple convicted charges, the distinct count of cases counts the case only once.

* Other Disposition types include: Denied, Extradition, Grand Jury, Granted, Merged, Mistrial, Grand Jury, Other, Remanded, and Sealed Records.

* See methodology notes for information on any cases or charges that may be excluded.



ADMINISTRATIVE OFFICE OF THE COURTS
Research and Statistics
 Annual Report FY 2024
 Circuit Court - Felony Criminal Cases

OWEN COUNTY

Felony Charges Convicted by Highest Penalty Type

Penalty Type	FELONY			MISDEMEANOR			OTHER			VIOLATION			Grand Total		
	Charges	% of Chgs	Cases	Charges	% of Chgs	Cases	Charges	% of Chgs	Cases	Charges	% of Chgs	Cases	Charges	% of Chgs	Cases
Incarcerated Prison	1,885	41.6%	595	22	1.0%	15				2	0.7%	2	1,909	27.7%	598
Incarcerated Jail	526	11.6%	267	736	35.1%	379				17	6.3%	12	1,279	18.5%	549
Alternative: Home Incarceration				4	0.2%	2							4	0.1%	2
Alternative: Probation	2,021	44.6%	905	721	34.4%	380				9	3.3%	7	2,751	39.9%	926
Alternative: Cond. Discharged	64	1.4%	46	551	26.3%	284	1	100.0%	1	3	1.1%	1	619	9.0%	320
Alternative Sentence	1	0.0%	1	8	0.4%	7				26	9.6%	21	35	0.5%	27
Pay Fine	2	0.0%	2	13	0.6%	10				156	57.6%	109	171	2.5%	113
Pay Court Cost	1	0.0%	1	1	0.0%	1				3	1.1%	3	5	0.1%	5
Other Penalty	15	0.3%	12	26	1.2%	16				54	19.9%	37	95	1.4%	59
No Sentence	20	0.4%	15	14	0.7%	9				1	0.4%	1	35	0.5%	18
Grand Total	4,535	100.0%	1,774	2,096	100.0%	1,081	1	100.0%	1	271	100.0%	188	6,903	100.0%	2,139

27A.460(2) Percentages of fines, imprisonment, or other penalty assessment

Original & Final Plea Type

Felony Charges		GUILTY	NOT GUILTY	UNKNOWN PLEA TYPE	Grand Total
		Original Plea	22 (15.1%)	74 (50.7%)	50 (34.2%)
Final Plea		96 (65.8%)		50 (34.2%)	146 (100.0%)

27A.460(5) Percentage of pleas as charges

27A.460(6) Percentage of pleas to reduce charges

* A case may consist of one or multiple convicted charges, the distinct count of cases counts the case only once.

* Other Disposition types include: Denied, Extradition, Grand Jury, Granted, Merged, Mistrial, Grand Jury, Other, Remanded, and Sealed Records.

* See methodology notes for information on any cases or charges that may be excluded.



ADMINISTRATIVE OFFICE OF THE COURTS
Research and Statistics
 Annual Report FY 2024
 Circuit Court - Felony Criminal Cases

OWEN COUNTY

Cases can have multiple charges which are heard either by a Court Trial, Jury Trial, No Trial, or by a combination of trial types. Cases are categorized by how all the charges within the case were disposed. If all charges were disposed by the same trial type, it is counted in the separate category, otherwise, it is counted within the Mixed Trial category. If a charge had no trial type entered or it had No Trial, then it is counted in the No Trial category.

Cases by Trial Type
 27A.460(7), (8), (9), (10)

	Mixed Trial Types	No Trial	Grand Total
Felony Charges	19 16.24%	98 83.76%	117 100.00%
Felony Convictions	19 25.00%	57 75.00%	76 100.00%

- 27A.460(7) Percentage of disposition to guilty as charged by trial
- 27A.460(8) Percentage of those found guilty of lesser charge by trial
- 27A.460(9) Percentage of cases where jury trial taken
- 27A.460(10) Percentage of trials which are bench (court) trials

Shock Probation by Disposition Type
 27A.440(3)(b)

	Denied	Granted	Grand Total
0026090 SHOCK PROBATION IN FELONY CONVICTIONS	7 87.50%	1 12.50%	8 100.00%

27A.440(3)(b) Extracted data on shock probation shall be placed in the annual report of the Administrative Office of the Courts

* A case may consist of one or multiple convicted charges, the distinct count of cases counts the case only once.
 * Other Disposition types include: Denied, Extradition, Grand Jury, Granted, Merged, Mistrial, Grand Jury, Other, Remanded, and Sealed Records.
 * See methodology notes for information on any cases or charges that may be excluded.



ADMINISTRATIVE OFFICE OF THE COURTS
Research and Statistics
 Annual Report FY 2024
 Circuit Court - Felony Criminal Cases

OWEN COUNTY

Youthful Offenders

There were 0 Felony level charges and 0 Non-Felony level charges disposed within 0 Circuit Criminal cases during the fiscal year. Non-Felony charges include Misdemeanor, Violation, Local Ordinance, or Other charges within those cases.

27A.460(11)

27A.460(11) The number of juvenile offenders tried as an adult

Of the 0 Felony level charges disposed within the Youthful Offender cases, 0 (None%) charges were convicted.

Youthful Offender

Felony Charges by Disposition Type	0	Grand Total 0

Note: A youth charged prior to their 18th birthday, proceeded against as a youthful offender under KRS 635.020(7) may not be included in the above.

KRS 635.020(7) If a person who is eighteen (18) or older is charged with a felony that occurred prior to their eighteenth birthday, the court shall, upon motion of the county attorney made prior to adjudication and consultation with the Commonwealth's Attorney, the case may proceed in accordance with the provisions of KRS 640.010.

* A case may consist of one or multiple convicted charges, the distinct count of cases counts the case only once.

* Other Disposition types include: Denied, Extradition, Grand Jury, Granted, Merged, Mistrial, Grand Jury, Other, Remanded, and Sealed Records.

* See methodology notes for information on any cases or charges that may be excluded.

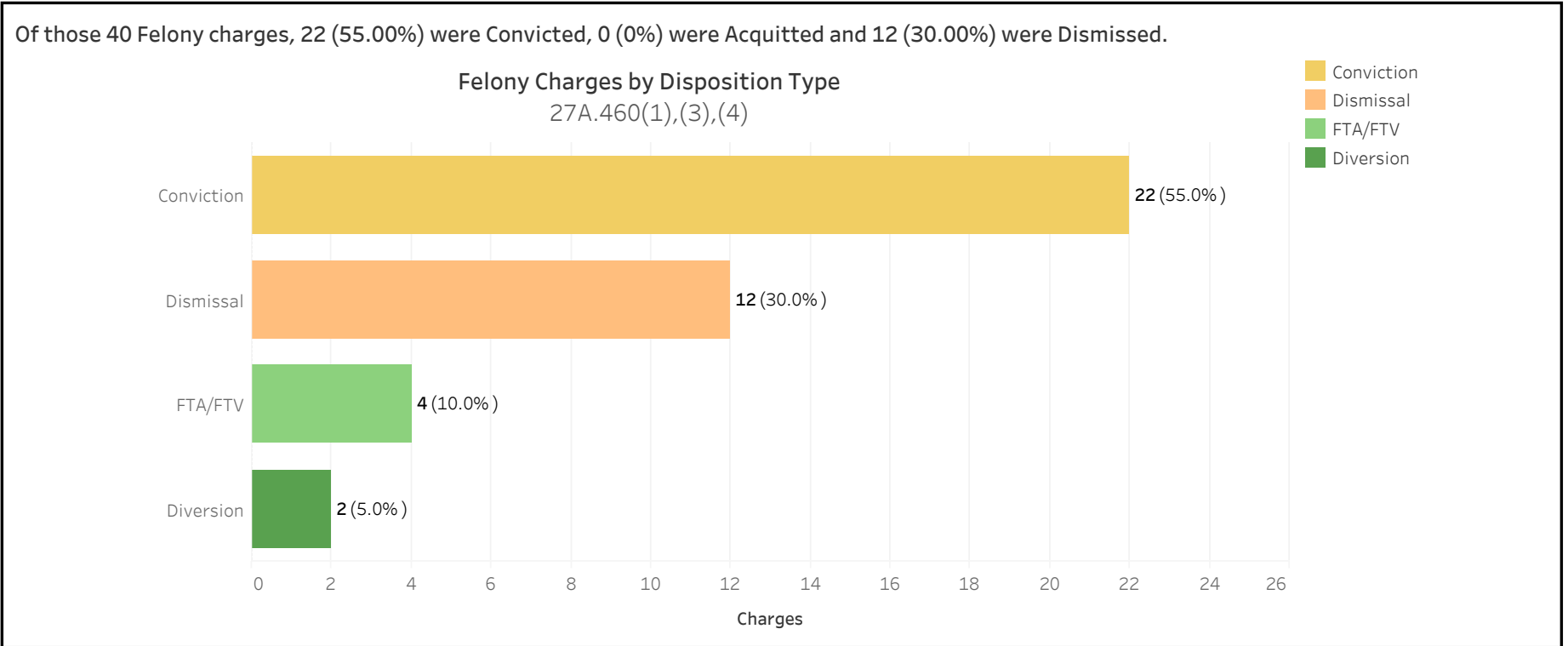


ADMINISTRATIVE OFFICE OF THE COURTS
Research and Statistics
 Annual Report FY 2024
 Circuit Court - Felony Criminal Cases

OWSLEY COUNTY

There were 40 Felony level charges and 2 Non-Felony level charges disposed within 24 Circuit Criminal cases during the Fiscal Year. Non-Felony charges include Misdemeanor, Violation, Local Ordinance or Other charges within those cases.

		Charges	Cases
OWSLEY	Felony	40	22
	Felony amended to Non-Felony	2	



27A.460(1) Conviction Percentages

27A.460(3) Percentage of Acquittals

27A.460(4) Percentage of Dismissals

* A case may consist of one or multiple convicted charges, the distinct count of cases counts the case only once.

* Other Disposition types include: Denied, Extradition, Grand Jury, Granted, Merged, Mistrial, Grand Jury, Other, Remanded, and Sealed Records.

* See methodology notes for information on any cases or charges that may be excluded.



ADMINISTRATIVE OFFICE OF THE COURTS
Research and Statistics
 Annual Report FY 2024
 Circuit Court - Felony Criminal Cases

OWSLEY COUNTY

Felony Charges Convicted by Highest Penalty Type

Penalty Type	FELONY			MISDEMEANOR			OTHER			VIOLATION			Grand Total		
	Charges	% of Chgs	Cases	Charges	% of Chgs	Cases	Charges	% of Chgs	Cases	Charges	% of Chgs	Cases	Charges	% of Chgs	Cases
Incarcerated Prison	1,885	41.6%	595	22	1.0%	15				2	0.7%	2	1,909	27.7%	598
Incarcerated Jail	526	11.6%	267	736	35.1%	379				17	6.3%	12	1,279	18.5%	549
Alternative: Home Incarceration				4	0.2%	2							4	0.1%	2
Alternative: Probation	2,021	44.6%	905	721	34.4%	380				9	3.3%	7	2,751	39.9%	926
Alternative: Cond. Discharged	64	1.4%	46	551	26.3%	284	1	100.0%	1	3	1.1%	1	619	9.0%	320
Alternative Sentence	1	0.0%	1	8	0.4%	7				26	9.6%	21	35	0.5%	27
Pay Fine	2	0.0%	2	13	0.6%	10				156	57.6%	109	171	2.5%	113
Pay Court Cost	1	0.0%	1	1	0.0%	1				3	1.1%	3	5	0.1%	5
Other Penalty	15	0.3%	12	26	1.2%	16				54	19.9%	37	95	1.4%	59
No Sentence	20	0.4%	15	14	0.7%	9				1	0.4%	1	35	0.5%	18
Grand Total	4,535	100.0%	1,774	2,096	100.0%	1,081	1	100.0%	1	271	100.0%	188	6,903	100.0%	2,139

27A.460(2) Percentages of fines, imprisonment, or other penalty assessment

Original & Final Plea Type

		UNKNOWN PLEA TYPE	Grand Total
Felony Charges	Original Plea	40 (100.0%)	40 (100.0%)
	Final Plea	40 (100.0%)	40 (100.0%)
Felony amended to Non-Felony	Original Plea	2 (100.0%)	2 (100.0%)
	Final Plea	2 (100.0%)	2 (100.0%)

27A.460(5) Percentage of pleas as charges

27A.460(6) Percentage of pleas to reduce charges

* A case may consist of one or multiple convicted charges, the distinct count of cases counts the case only once.

* Other Disposition types include: Denied, Extradition, Grand Jury, Granted, Merged, Mistrial, Grand Jury, Other, Remanded, and Sealed Records.

* See methodology notes for information on any cases or charges that may be excluded.



ADMINISTRATIVE OFFICE OF THE COURTS
Research and Statistics
 Annual Report FY 2024
 Circuit Court - Felony Criminal Cases

OWSLEY COUNTY

Cases can have multiple charges which are heard either by a Court Trial, Jury Trial, No Trial, or by a combination of trial types. Cases are categorized by how all the charges within the case were disposed. If all charges were disposed by the same trial type, it is counted in the separate category, otherwise, it is counted within the Mixed Trial category. If a charge had no trial type entered or it had No Trial, then it is counted in the No Trial category.

Cases by Trial Type
 27A.460(7), (8), (9), (10)

	No Trial	Grand Total
Felony Amended Down to Non-Felony	2 100.0%	2 100.0%
Felony Charges	22 100.0%	22 100.0%
Felony Convictions	13 100.0%	13 100.0%

- 27A.460(7) Percentage of disposition to guilty as charged by trial
- 27A.460(8) Percentage of those found guilty of lesser charge by trial
- 27A.460(9) Percentage of cases where jury trial taken
- 27A.460(10) Percentage of trials which are bench (court) trials

Shock Probation by Disposition Type
 27A.440(3)(b)

	Grand Total
0	0

27A.440(3)(b) Extracted data on shock probation shall be placed in the annual report of the Administrative Office of the Courts

- * A case may consist of one or multiple convicted charges, the distinct count of cases counts the case only once.
- * Other Disposition types include: Denied, Extradition, Grand Jury, Granted, Merged, Mistrial, Grand Jury, Other, Remanded, and Sealed Records.
- * See methodology notes for information on any cases or charges that may be excluded.



ADMINISTRATIVE OFFICE OF THE COURTS
Research and Statistics
 Annual Report FY 2024
 Circuit Court - Felony Criminal Cases

OWSLEY COUNTY

Youthful Offenders

There were 0 Felony level charges and 0 Non-Felony level charges disposed within 0 Circuit Criminal cases during the fiscal year. Non-Felony charges include Misdemeanor, Violation, Local Ordinance, or Other charges within those cases.

27A.460(11)

27A.460(11) The number of juvenile offenders tried as an adult

Of the 0 Felony level charges disposed within the Youthful Offender cases, 0 (None%) charges were convicted.

Youthful Offender

Felony Charges by Disposition Type	0	Grand Total 0

Note: A youth charged prior to their 18th birthday, proceeded against as a youthful offender under KRS 635.020(7) may not be included in the above.

KRS 635.020(7) If a person who is eighteen (18) or older is charged with a felony that occurred prior to their eighteenth birthday, the court shall, upon motion of the county attorney made prior to adjudication and consultation with the Commonwealth's Attorney, the case may proceed in accordance with the provisions of KRS 640.010.

- * A case may consist of one or multiple convicted charges, the distinct count of cases counts the case only once.
- * Other Disposition types include: Denied, Extradition, Grand Jury, Granted, Merged, Mistrial, Grand Jury, Other, Remanded, and Sealed Records.
- * See methodology notes for information on any cases or charges that may be excluded.

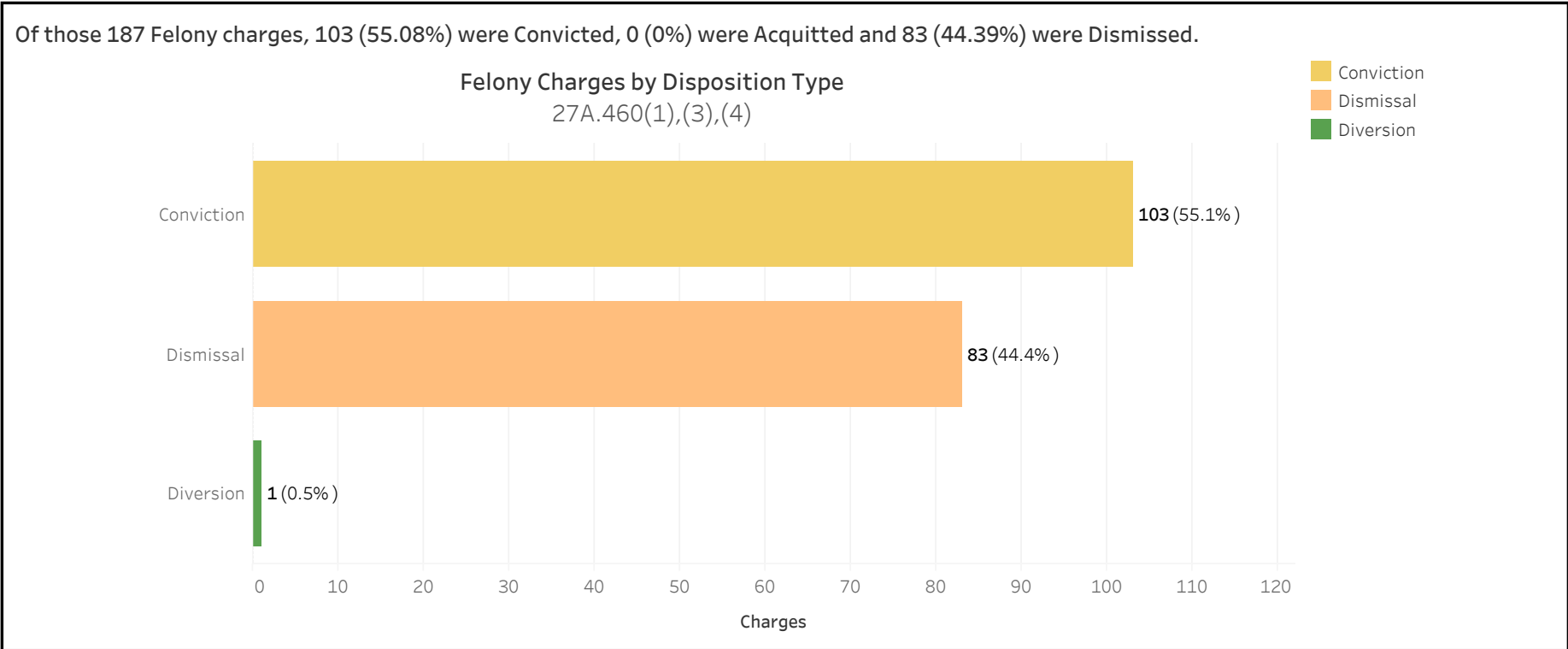


ADMINISTRATIVE OFFICE OF THE COURTS
Research and Statistics
 Annual Report FY 2024
 Circuit Court - Felony Criminal Cases

PENDLETON COUNTY

There were 187 Felony level charges and 2 Non-Felony level charges disposed within 79 Circuit Criminal cases during the Fiscal Year. Non-Felony charges include Misdemeanor, Violation, Local Ordinance or Other charges within those cases.

		Charges	Cases
PENDLETON	Felony	187	77
	Felony amended to Non-Felony	2	



27A.460(1) Conviction Percentages

27A.460(3) Percentage of Acquittals

27A.460(4) Percentage of Dismissals

* A case may consist of one or multiple convicted charges, the distinct count of cases counts the case only once.

* Other Disposition types include: Denied, Extradition, Grand Jury, Granted, Merged, Mistrial, Grand Jury, Other, Remanded, and Sealed Records.

* See methodology notes for information on any cases or charges that may be excluded.



ADMINISTRATIVE OFFICE OF THE COURTS
Research and Statistics
 Annual Report FY 2024
 Circuit Court - Felony Criminal Cases

PENDLETON COUNTY

Felony Charges Convicted by Highest Penalty Type

Penalty Type	FELONY			MISDEMEANOR			OTHER			VIOLATION			Grand Total		
	Charges	% of Chgs	Cases	Charges	% of Chgs	Cases	Charges	% of Chgs	Cases	Charges	% of Chgs	Cases	Charges	% of Chgs	Cases
Incarcerated Prison	1,885	41.6%	595	22	1.0%	15				2	0.7%	2	1,909	27.7%	598
Incarcerated Jail	526	11.6%	267	736	35.1%	379				17	6.3%	12	1,279	18.5%	549
Alternative: Home Incarceration				4	0.2%	2							4	0.1%	2
Alternative: Probation	2,021	44.6%	905	721	34.4%	380				9	3.3%	7	2,751	39.9%	926
Alternative: Cond. Discharged	64	1.4%	46	551	26.3%	284	1	100.0%	1	3	1.1%	1	619	9.0%	320
Alternative Sentence	1	0.0%	1	8	0.4%	7				26	9.6%	21	35	0.5%	27
Pay Fine	2	0.0%	2	13	0.6%	10				156	57.6%	109	171	2.5%	113
Pay Court Cost	1	0.0%	1	1	0.0%	1				3	1.1%	3	5	0.1%	5
Other Penalty	15	0.3%	12	26	1.2%	16				54	19.9%	37	95	1.4%	59
No Sentence	20	0.4%	15	14	0.7%	9				1	0.4%	1	35	0.5%	18
Grand Total	4,535	100.0%	1,774	2,096	100.0%	1,081	1	100.0%	1	271	100.0%	188	6,903	100.0%	2,139

27A.460(2) Percentages of fines, imprisonment, or other penalty assessment

Original & Final Plea Type

		GUILTY	NOT GUILTY	UNKNOWN PLEA TYPE	Grand Total
Felony Charges	Original Plea	3 (1.6%)	104 (55.6%)	80 (42.8%)	187 (100.0%)
	Final Plea	107 (57.2%)		80 (42.8%)	187 (100.0%)
Felony amended to Non-Felony	Original Plea			2 (100.0%)	2 (100.0%)
	Final Plea			2 (100.0%)	2 (100.0%)

27A.460(5) Percentage of pleas as charges

27A.460(6) Percentage of pleas to reduce charges

* A case may consist of one or multiple convicted charges, the distinct count of cases counts the case only once.

* Other Disposition types include: Denied, Extradition, Grand Jury, Granted, Merged, Mistrial, Grand Jury, Other, Remanded, and Sealed Records.

* See methodology notes for information on any cases or charges that may be excluded.



ADMINISTRATIVE OFFICE OF THE COURTS
Research and Statistics
 Annual Report FY 2024
 Circuit Court - Felony Criminal Cases

PENDLETON COUNTY

Cases can have multiple charges which are heard either by a Court Trial, Jury Trial, No Trial, or by a combination of trial types. Cases are categorized by how all the charges within the case were disposed. If all charges were disposed by the same trial type, it is counted in the separate category, otherwise, it is counted within the Mixed Trial category. If a charge had no trial type entered or it had No Trial, then it is counted in the No Trial category.

Cases by Trial Type
 27A.460(7), (8), (9), (10)

	Court Trial	Mixed Trial Typ..	No Trial	Grand Total
Felony Amended Down to Non-Felony			2	2
			100.00%	100.00%
Felony Charges	1	6	70	77
	1.30%	7.79%	90.91%	100.00%
Felony Convictions	1	6	52	59
	1.69%	10.17%	88.14%	100.00%

- 27A.460(7) Percentage of disposition to guilty as charged by trial
- 27A.460(8) Percentage of those found guilty of lesser charge by trial
- 27A.460(9) Percentage of cases where jury trial taken
- 27A.460(10) Percentage of trials which are bench (court) trials

Shock Probation by Disposition Type
 27A.440(3)(b)

	Denied	Granted	Grand Total
0026090 SHOCK PROBATION IN FELONY CONVICTIONS	22	3	25
	88.00%	12.00%	100.00%

27A.440(3)(b) Extracted data on shock probation shall be placed in the annual report of the Administrative Office of the Courts

* A case may consist of one or multiple convicted charges, the distinct count of cases counts the case only once.
 * Other Disposition types include: Denied, Extradition, Grand Jury, Granted, Merged, Mistrial, Grand Jury, Other, Remanded, and Sealed Records.
 * See methodology notes for information on any cases or charges that may be excluded.



ADMINISTRATIVE OFFICE OF THE COURTS
Research and Statistics
Annual Report FY 2024
Circuit Court - Felony Criminal Cases

PENDLETON COUNTY

Youthful Offenders

There were 0 Felony level charges and 0 Non-Felony level charges disposed within 0 Circuit Criminal cases during the fiscal year. Non-Felony charges include Misdemeanor, Violation, Local Ordinance, or Other charges within those cases.

27A.460(11)

27A.460(11) The number of juvenile offenders tried as an adult

Of the 0 Felony level charges disposed within the Youthful Offender cases, 0 (None%) charges were convicted.

Youthful Offender

	Grand Total
Felony Charges by Disposition Type	0

Note: A youth charged prior to their 18th birthday, proceeded against as a youthful offender under KRS 635.020(7) may not be included in the above.

KRS 635.020(7) If a person who is eighteen (18) or older is charged with a felony that occurred prior to their eighteenth birthday, the court shall, upon motion of the county attorney made prior to adjudication and consultation with the Commonwealth's Attorney, the case may proceed in accordance with the provisions of KRS 640.010.

* A case may consist of one or multiple convicted charges, the distinct count of cases counts the case only once.

* Other Disposition types include: Denied, Extradition, Grand Jury, Granted, Merged, Mistrial, Grand Jury, Other, Remanded, and Sealed Records.

* See methodology notes for information on any cases or charges that may be excluded.

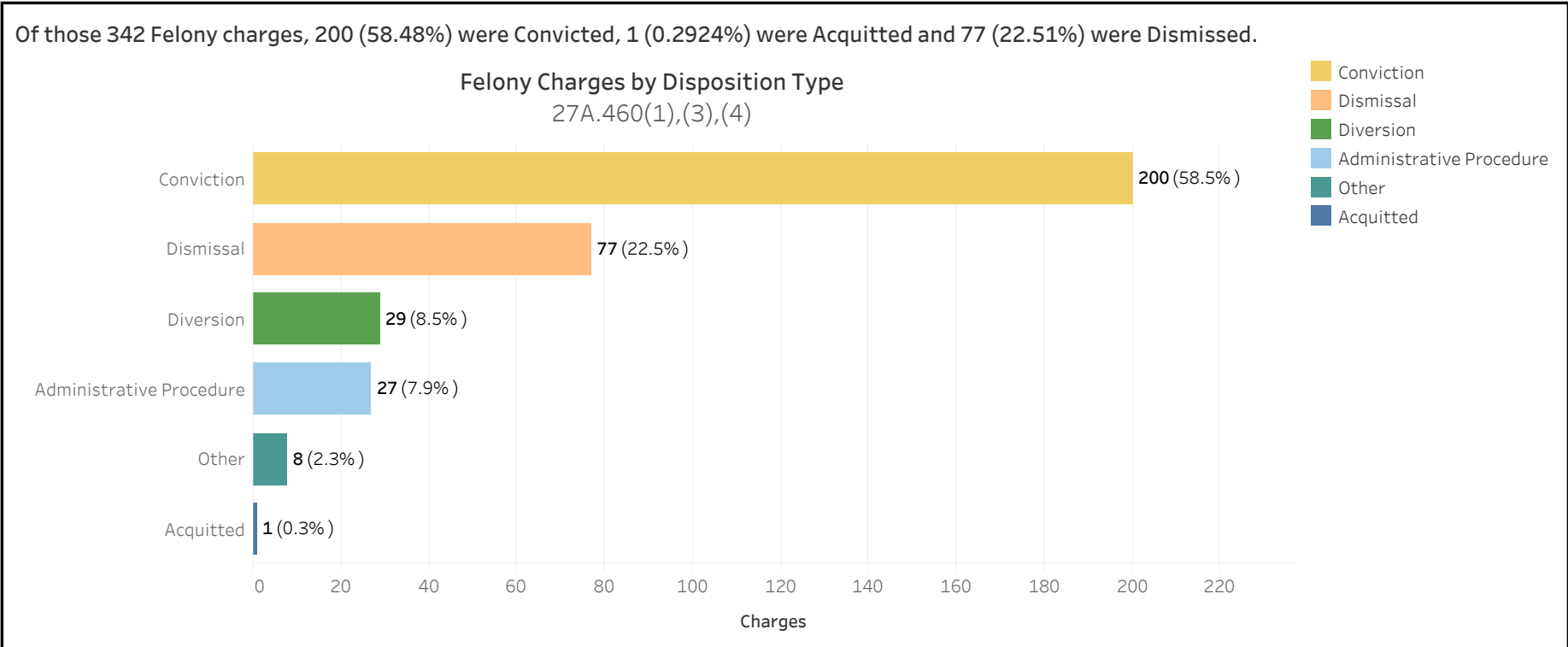


ADMINISTRATIVE OFFICE OF THE COURTS
Research and Statistics
 Annual Report FY 2024
 Circuit Court - Felony Criminal Cases

PERRY COUNTY

There were 342 Felony level charges and 23 Non-Felony level charges disposed within 234 Circuit Criminal cases during the Fiscal Year. Non-Felony charges include Misdemeanor, Violation, Local Ordinance or Other charges within those cases.

		Charges	Cases
PERRY	Felony	342	212
	Felony amended to Non-Felony	23	



27A.460(1) Conviction Percentages

27A.460(3) Percentage of Acquittals

27A.460(4) Percentage of Dismissals

* A case may consist of one or multiple convicted charges, the distinct count of cases counts the case only once.

* Other Disposition types include: Denied, Extradition, Grand Jury, Granted, Merged, Mistrial, Grand Jury, Other, Remanded, and Sealed Records.

* See methodology notes for information on any cases or charges that may be excluded.



ADMINISTRATIVE OFFICE OF THE COURTS
Research and Statistics
 Annual Report FY 2024
 Circuit Court - Felony Criminal Cases

PERRY COUNTY

Felony Charges Convicted by Highest Penalty Type

Penalty Type	FELONY			MISDEMEANOR			OTHER			VIOLATION			Grand Total		
	Charges	% of Chgs	Cases	Charges	% of Chgs	Cases	Charges	% of Chgs	Cases	Charges	% of Chgs	Cases	Charges	% of Chgs	Cases
Incarcerated Prison	1,885	41.6%	595	22	1.0%	15				2	0.7%	2	1,909	27.7%	598
Incarcerated Jail	526	11.6%	267	736	35.1%	379				17	6.3%	12	1,279	18.5%	549
Alternative: Home Incarceration				4	0.2%	2							4	0.1%	2
Alternative: Probation	2,021	44.6%	905	721	34.4%	380				9	3.3%	7	2,751	39.9%	926
Alternative: Cond. Discharged	64	1.4%	46	551	26.3%	284	1	100.0%	1	3	1.1%	1	619	9.0%	320
Alternative Sentence	1	0.0%	1	8	0.4%	7				26	9.6%	21	35	0.5%	27
Pay Fine	2	0.0%	2	13	0.6%	10				156	57.6%	109	171	2.5%	113
Pay Court Cost	1	0.0%	1	1	0.0%	1				3	1.1%	3	5	0.1%	5
Other Penalty	15	0.3%	12	26	1.2%	16				54	19.9%	37	95	1.4%	59
No Sentence	20	0.4%	15	14	0.7%	9				1	0.4%	1	35	0.5%	18
Grand Total	4,535	100.0%	1,774	2,096	100.0%	1,081	1	100.0%	1	271	100.0%	188	6,903	100.0%	2,139

27A.460(2) Percentages of fines, imprisonment, or other penalty assessment

Original & Final Plea Type

		UNKNOWN PLEA TYPE	Grand Total
Felony Charges	Original Plea	342 (100.0%)	342 (100.0%)
	Final Plea	342 (100.0%)	342 (100.0%)
Felony amended to Non-Felony	Original Plea	23 (100.0%)	23 (100.0%)
	Final Plea	23 (100.0%)	23 (100.0%)

27A.460(5) Percentage of pleas as charges

27A.460(6) Percentage of pleas to reduce charges

* A case may consist of one or multiple convicted charges, the distinct count of cases counts the case only once.

* Other Disposition types include: Denied, Extradition, Grand Jury, Granted, Merged, Mistrial, Grand Jury, Other, Remanded, and Sealed Records.

* See methodology notes for information on any cases or charges that may be excluded.



ADMINISTRATIVE OFFICE OF THE COURTS
Research and Statistics
 Annual Report FY 2024
 Circuit Court - Felony Criminal Cases

PERRY COUNTY

Cases can have multiple charges which are heard either by a Court Trial, Jury Trial, No Trial, or by a combination of trial types. Cases are categorized by how all the charges within the case were disposed. If all charges were disposed by the same trial type, it is counted in the separate category, otherwise, it is counted within the Mixed Trial category. If a charge had no trial type entered or it had No Trial, then it is counted in the No Trial category.

Cases by Trial Type
 27A.460(7), (8), (9), (10)

	Jury Trial	Mixed Trial Typ..	No Trial	Grand Total
Felony Amended Down to Non-Felony			22	22
			100.00%	100.00%
Felony Charges	4	1	207	212
	1.89%	0.47%	97.64%	100.00%
Felony Convictions	2		130	132
	1.52%		98.48%	100.00%

- 27A.460(7) Percentage of disposition to guilty as charged by trial
- 27A.460(8) Percentage of those found guilty of lesser charge by trial
- 27A.460(9) Percentage of cases where jury trial taken
- 27A.460(10) Percentage of trials which are bench (court) trials

Shock Probation by Disposition Type
 27A.440(3)(b)

	Granted	Grand Total
0026090 SHOCK PROBATION IN FELONY CONVICTIONS	11	11
	100.00%	100.00%
0026100 SHOCK PROBATION IN MISDEMEANOR CONVICTIONS	2	2
	100.00%	100.00%

27A.440(3)(b) Extracted data on shock probation shall be placed in the annual report of the Administrative Office of the Courts

- * A case may consist of one or multiple convicted charges, the distinct count of cases counts the case only once.
- * Other Disposition types include: Denied, Extradition, Grand Jury, Granted, Merged, Mistrial, Grand Jury, Other, Remanded, and Sealed Records.
- * See methodology notes for information on any cases or charges that may be excluded.



ADMINISTRATIVE OFFICE OF THE COURTS
Research and Statistics
 Annual Report FY 2024
 Circuit Court - Felony Criminal Cases

PERRY COUNTY

Youthful Offenders

There were 0 Felony level charges and 0 Non-Felony level charges disposed within 0 Circuit Criminal cases during the fiscal year. Non-Felony charges include Misdemeanor, Violation, Local Ordinance, or Other charges within those cases.

27A.460(11)

27A.460(11) The number of juvenile offenders tried as an adult

Of the 0 Felony level charges disposed within the Youthful Offender cases, 0 (None%) charges were convicted.

Youthful Offender

Felony Charges by Disposition Type	0	Grand Total 0

Note: A youth charged prior to their 18th birthday, proceeded against as a youthful offender under KRS 635.020(7) may not be included in the above.

KRS 635.020(7) If a person who is eighteen (18) or older is charged with a felony that occurred prior to their eighteenth birthday, the court shall, upon motion of the county attorney made prior to adjudication and consultation with the Commonwealth's Attorney, the case may proceed in accordance with the provisions of KRS 640.010.

* A case may consist of one or multiple convicted charges, the distinct count of cases counts the case only once.

* Other Disposition types include: Denied, Extradition, Grand Jury, Granted, Merged, Mistrial, Grand Jury, Other, Remanded, and Sealed Records.

* See methodology notes for information on any cases or charges that may be excluded.

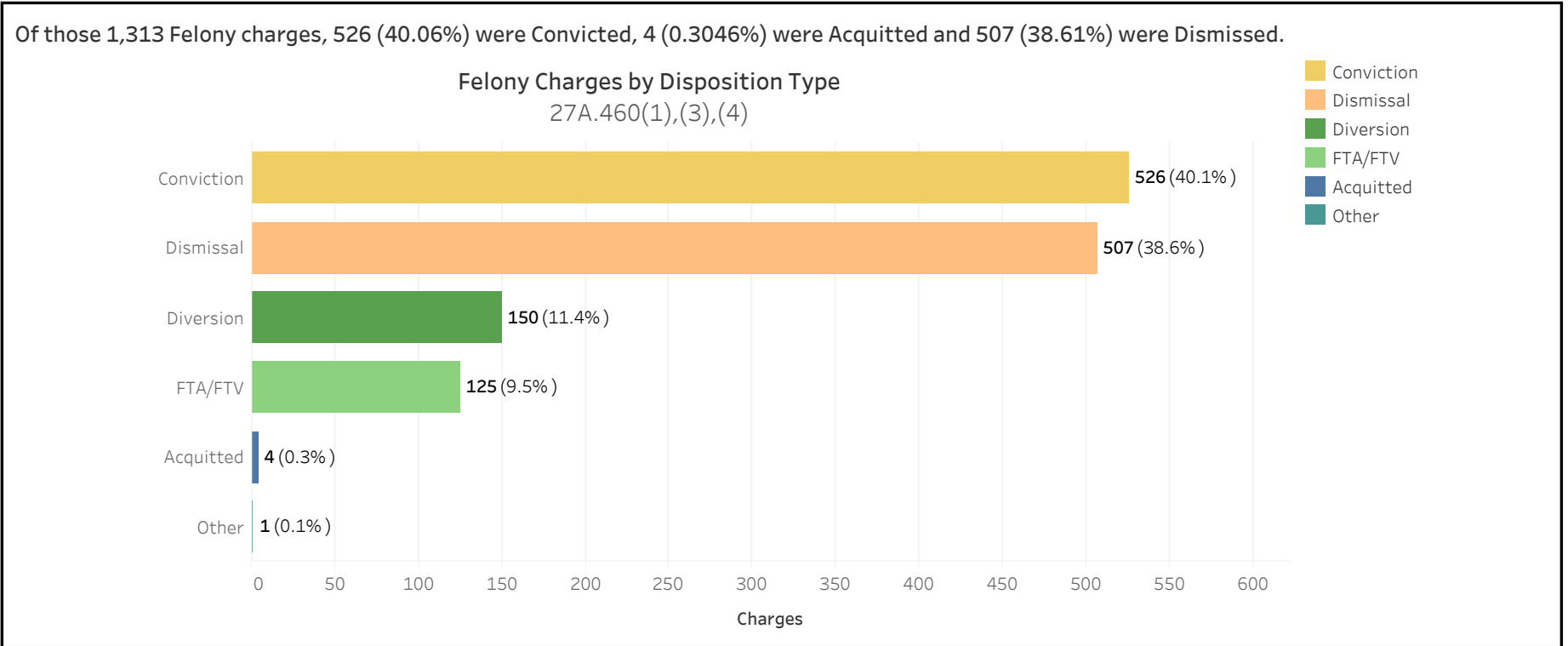


ADMINISTRATIVE OFFICE OF THE COURTS
Research and Statistics
 Annual Report FY 2024
 Circuit Court - Felony Criminal Cases

PIKE COUNTY

There were 1,313 Felony level charges and 52 Non-Felony level charges disposed within 854 Circuit Criminal cases during the Fiscal Year. Non-Felony charges include Misdemeanor, Violation, Local Ordinance or Other charges within those cases.

		Charges	Cases
PIKE	Felony	1,313	812
	Felony amended to Non-Felony	52	



27A.460(1) Conviction Percentages

27A.460(3) Percentage of Acquittals

27A.460(4) Percentage of Dismissals

* A case may consist of one or multiple convicted charges, the distinct count of cases counts the case only once.

* Other Disposition types include: Denied, Extradition, Grand Jury, Granted, Merged, Mistrial, Grand Jury, Other, Remanded, and Sealed Records.

* See methodology notes for information on any cases or charges that may be excluded.



ADMINISTRATIVE OFFICE OF THE COURTS
Research and Statistics
 Annual Report FY 2024
 Circuit Court - Felony Criminal Cases

PIKE COUNTY

Felony Charges Convicted by Highest Penalty Type

Penalty Type	FELONY			MISDEMEANOR			OTHER			VIOLATION			Grand Total		
	Charges	% of Chgs	Cases	Charges	% of Chgs	Cases	Charges	% of Chgs	Cases	Charges	% of Chgs	Cases	Charges	% of Chgs	Cases
Incarcerated Prison	1,885	41.6%	595	22	1.0%	15				2	0.7%	2	1,909	27.7%	598
Incarcerated Jail	526	11.6%	267	736	35.1%	379				17	6.3%	12	1,279	18.5%	549
Alternative: Home Incarceration				4	0.2%	2							4	0.1%	2
Alternative: Probation	2,021	44.6%	905	721	34.4%	380				9	3.3%	7	2,751	39.9%	926
Alternative: Cond. Discharged	64	1.4%	46	551	26.3%	284	1	100.0%	1	3	1.1%	1	619	9.0%	320
Alternative Sentence	1	0.0%	1	8	0.4%	7				26	9.6%	21	35	0.5%	27
Pay Fine	2	0.0%	2	13	0.6%	10				156	57.6%	109	171	2.5%	113
Pay Court Cost	1	0.0%	1	1	0.0%	1				3	1.1%	3	5	0.1%	5
Other Penalty	15	0.3%	12	26	1.2%	16				54	19.9%	37	95	1.4%	59
No Sentence	20	0.4%	15	14	0.7%	9				1	0.4%	1	35	0.5%	18
Grand Total	4,535	100.0%	1,774	2,096	100.0%	1,081	1	100.0%	1	271	100.0%	188	6,903	100.0%	2,139

27A.460(2) Percentages of fines, imprisonment, or other penalty assessment

Original & Final Plea Type

		GUILTY	NOT GUILTY	UNKNOWN PLEA TYPE	Grand Total
Felony Charges	Original Plea	7 (0.5%)	14 (1.1%)	1,292 (98.4%)	1,313 (100.0%)
	Final Plea	16 (1.2%)	5 (0.4%)	1,292 (98.4%)	1,313 (100.0%)
Felony amended to Non-Felony	Original Plea			52 (100.0%)	52 (100.0%)
	Final Plea			52 (100.0%)	52 (100.0%)

27A.460(5) Percentage of pleas as charges

27A.460(6) Percentage of pleas to reduce charges

* A case may consist of one or multiple convicted charges, the distinct count of cases counts the case only once.

* Other Disposition types include: Denied, Extradition, Grand Jury, Granted, Merged, Mistrial, Grand Jury, Other, Remanded, and Sealed Records.

* See methodology notes for information on any cases or charges that may be excluded.



ADMINISTRATIVE OFFICE OF THE COURTS
Research and Statistics
 Annual Report FY 2024
 Circuit Court - Felony Criminal Cases

PIKE COUNTY

Cases can have multiple charges which are heard either by a Court Trial, Jury Trial, No Trial, or by a combination of trial types. Cases are categorized by how all the charges within the case were disposed. If all charges were disposed by the same trial type, it is counted in the separate category, otherwise, it is counted within the Mixed Trial category. If a charge had no trial type entered or it had No Trial, then it is counted in the No Trial category.

Cases by Trial Type
 27A.460(7), (8), (9), (10)

	Jury Trial	Mixed Trial Typ..	No Trial	Grand Total
Felony Amended Down to Non-Felony		3 7.14%	39 92.86%	42 100.00%
Felony Charges	3 0.37%	49 6.03%	760 93.60%	812 100.00%
Felony Convictions	1 0.26%	41 10.51%	348 89.23%	390 100.00%

- 27A.460(7) Percentage of disposition to guilty as charged by trial
- 27A.460(8) Percentage of those found guilty of lesser charge by trial
- 27A.460(9) Percentage of cases where jury trial taken
- 27A.460(10) Percentage of trials which are bench (court) trials

Shock Probation by Disposition Type
 27A.440(3)(b)

	Denied	Granted	Withdrawn	Grand Total
0026090 SHOCK PROBATION IN FELONY CONVICTIONS	50 48.54%	48 46.60%	5 4.85%	103 100.00%

27A.440(3)(b) Extracted data on shock probation shall be placed in the annual report of the Administrative Office of the Courts

* A case may consist of one or multiple convicted charges, the distinct count of cases counts the case only once.
 * Other Disposition types include: Denied, Extradition, Grand Jury, Granted, Merged, Mistrial, Grand Jury, Other, Remanded, and Sealed Records.
 * See methodology notes for information on any cases or charges that may be excluded.



ADMINISTRATIVE OFFICE OF THE COURTS
Research and Statistics
Annual Report FY 2024
Circuit Court - Felony Criminal Cases

PIKE COUNTY

Youthful Offenders

There were 0 Felony level charges and 0 Non-Felony level charges disposed within 0 Circuit Criminal cases during the fiscal year. Non-Felony charges include Misdemeanor, Violation, Local Ordinance, or Other charges within those cases.

27A.460(11)

27A.460(11) The number of juvenile offenders tried as an adult

Of the 0 Felony level charges disposed within the Youthful Offender cases, 0 (None%) charges were convicted.

Youthful Offender

	Grand Total
Felony Charges by Disposition Type	0

Note: A youth charged prior to their 18th birthday, proceeded against as a youthful offender under KRS 635.020(7) may not be included in the above.

KRS 635.020(7) If a person who is eighteen (18) or older is charged with a felony that occurred prior to their eighteenth birthday, the court shall, upon motion of the county attorney made prior to adjudication and consultation with the Commonwealth's Attorney, the case may proceed in accordance with the provisions of KRS 640.010.

* A case may consist of one or multiple convicted charges, the distinct count of cases counts the case only once.

* Other Disposition types include: Denied, Extradition, Grand Jury, Granted, Merged, Mistrial, Grand Jury, Other, Remanded, and Sealed Records.

* See methodology notes for information on any cases or charges that may be excluded.

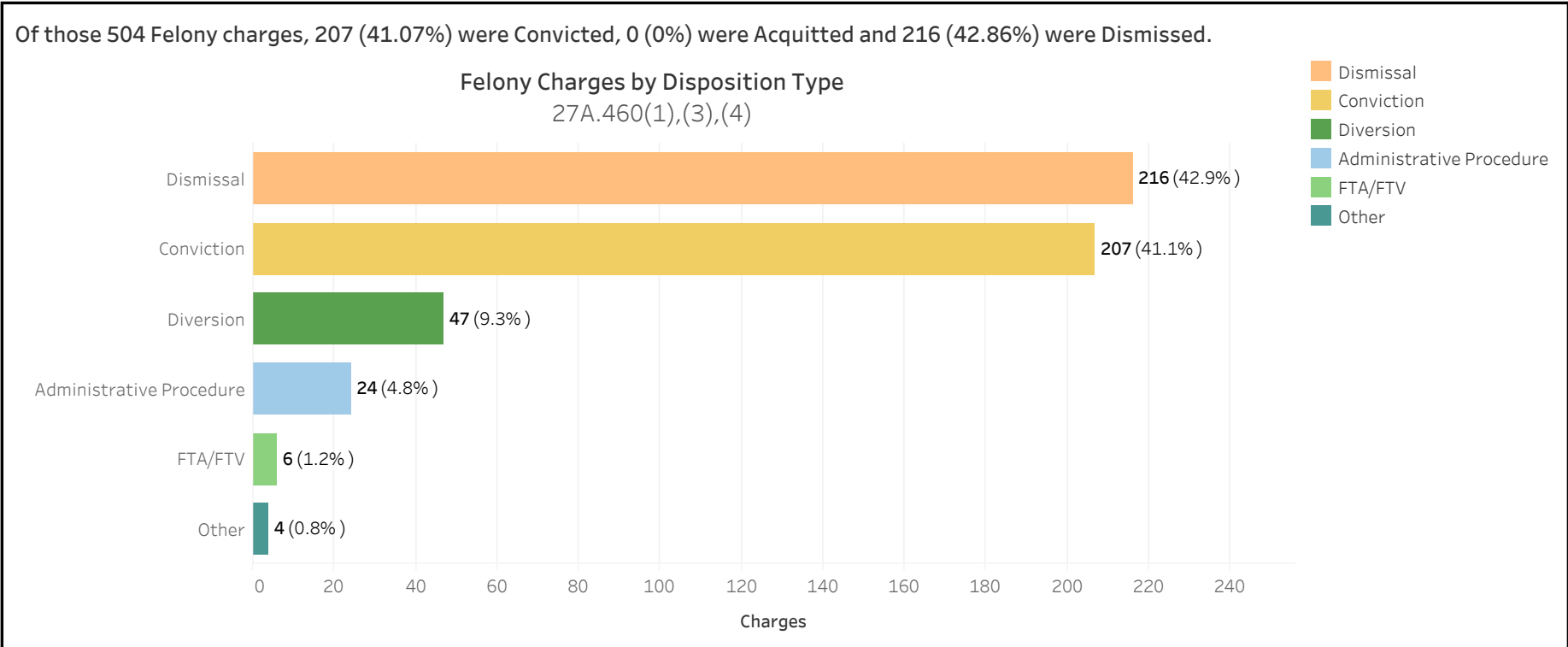


ADMINISTRATIVE OFFICE OF THE COURTS
Research and Statistics
 Annual Report FY 2024
 Circuit Court - Felony Criminal Cases

POWELL COUNTY

There were 504 Felony level charges and 14 Non-Felony level charges disposed within 337 Circuit Criminal cases during the Fiscal Year. Non-Felony charges include Misdemeanor, Violation, Local Ordinance or Other charges within those cases.

		Charges	Cases
POWELL	Felony	504	323
	Felony amended to Non-Felony	14	



27A.460(1) Conviction Percentages

27A.460(3) Percentage of Acquittals

27A.460(4) Percentage of Dismissals

* A case may consist of one or multiple convicted charges, the distinct count of cases counts the case only once.

* Other Disposition types include: Denied, Extradition, Grand Jury, Granted, Merged, Mistrial, Grand Jury, Other, Remanded, and Sealed Records.

* See methodology notes for information on any cases or charges that may be excluded.



ADMINISTRATIVE OFFICE OF THE COURTS
Research and Statistics
 Annual Report FY 2024
 Circuit Court - Felony Criminal Cases

POWELL COUNTY

Felony Charges Convicted by Highest Penalty Type

Penalty Type	FELONY			MISDEMEANOR			OTHER			VIOLATION			Grand Total		
	Charges	% of Chgs	Cases	Charges	% of Chgs	Cases	Charges	% of Chgs	Cases	Charges	% of Chgs	Cases	Charges	% of Chgs	Cases
Incarcerated Prison	1,885	41.6%	595	22	1.0%	15				2	0.7%	2	1,909	27.7%	598
Incarcerated Jail	526	11.6%	267	736	35.1%	379				17	6.3%	12	1,279	18.5%	549
Alternative: Home Incarceration				4	0.2%	2							4	0.1%	2
Alternative: Probation	2,021	44.6%	905	721	34.4%	380				9	3.3%	7	2,751	39.9%	926
Alternative: Cond. Discharged	64	1.4%	46	551	26.3%	284	1	100.0%	1	3	1.1%	1	619	9.0%	320
Alternative Sentence	1	0.0%	1	8	0.4%	7				26	9.6%	21	35	0.5%	27
Pay Fine	2	0.0%	2	13	0.6%	10				156	57.6%	109	171	2.5%	113
Pay Court Cost	1	0.0%	1	1	0.0%	1				3	1.1%	3	5	0.1%	5
Other Penalty	15	0.3%	12	26	1.2%	16				54	19.9%	37	95	1.4%	59
No Sentence	20	0.4%	15	14	0.7%	9				1	0.4%	1	35	0.5%	18
Grand Total	4,535	100.0%	1,774	2,096	100.0%	1,081	1	100.0%	1	271	100.0%	188	6,903	100.0%	2,139

27A.460(2) Percentages of fines, imprisonment, or other penalty assessment

Original & Final Plea Type

		GUILTY	NOT GUILTY	UNKNOWN PLEA TYPE	Grand Total
Felony Charges	Original Plea		243 (48.2%)	261 (51.8%)	504 (100.0%)
	Final Plea	216 (42.9%)	27 (5.4%)	261 (51.8%)	504 (100.0%)
Felony amended to Non-Felony	Original Plea		1 (7.1%)	13 (92.9%)	14 (100.0%)
	Final Plea	1 (7.1%)		13 (92.9%)	14 (100.0%)

27A.460(5) Percentage of pleas as charges

27A.460(6) Percentage of pleas to reduce charges

* A case may consist of one or multiple convicted charges, the distinct count of cases counts the case only once.

* Other Disposition types include: Denied, Extradition, Grand Jury, Granted, Merged, Mistrial, Grand Jury, Other, Remanded, and Sealed Records.

* See methodology notes for information on any cases or charges that may be excluded.



ADMINISTRATIVE OFFICE OF THE COURTS
Research and Statistics
 Annual Report FY 2024
 Circuit Court - Felony Criminal Cases

POWELL COUNTY

Cases can have multiple charges which are heard either by a Court Trial, Jury Trial, No Trial, or by a combination of trial types. Cases are categorized by how all the charges within the case were disposed. If all charges were disposed by the same trial type, it is counted in the separate category, otherwise, it is counted within the Mixed Trial category. If a charge had no trial type entered or it had No Trial, then it is counted in the No Trial category.

Cases by Trial Type
 27A.460(7), (8), (9), (10)

	Mixed Trial Typ..	No Trial	Grand Total
Felony Amended Down to Non-Felony	1 7.14%	13 92.86%	14 100.00%
Felony Charges	7 2.17%	316 97.83%	323 100.00%
Felony Convictions	7 4.64%	144 95.36%	151 100.00%

- 27A.460(7) Percentage of disposition to guilty as charged by trial
- 27A.460(8) Percentage of those found guilty of lesser charge by trial
- 27A.460(9) Percentage of cases where jury trial taken
- 27A.460(10) Percentage of trials which are bench (court) trials

Shock Probation by Disposition Type
 27A.440(3)(b)

	Denied	Granted	Withdrawn	Other	Grand Total
0026090 SHOCK PROBATION IN FELONY CONVICTIONS	37 67.27%	15 27.27%	2 3.64%	1 1.82%	55 100.00%

27A.440(3)(b) Extracted data on shock probation shall be placed in the annual report of the Administrative Office of the Courts

* A case may consist of one or multiple convicted charges, the distinct count of cases counts the case only once.
 * Other Disposition types include: Denied, Extradition, Grand Jury, Granted, Merged, Mistrial, Grand Jury, Other, Remanded, and Sealed Records.
 * See methodology notes for information on any cases or charges that may be excluded.



ADMINISTRATIVE OFFICE OF THE COURTS
Research and Statistics
Annual Report FY 2024
Circuit Court - Felony Criminal Cases

POWELL COUNTY

Youthful Offenders

There were 0 Felony level charges and 0 Non-Felony level charges disposed within 0 Circuit Criminal cases during the fiscal year. Non-Felony charges include Misdemeanor, Violation, Local Ordinance, or Other charges within those cases.

27A.460(11)

27A.460(11) The number of juvenile offenders tried as an adult

Of the 0 Felony level charges disposed within the Youthful Offender cases, 0 (None%) charges were convicted.

Youthful Offender

	Grand Total
Felony Charges by Disposition Type	0

Note: A youth charged prior to their 18th birthday, proceeded against as a youthful offender under KRS 635.020(7) may not be included in the above.

KRS 635.020(7) If a person who is eighteen (18) or older is charged with a felony that occurred prior to their eighteenth birthday, the court shall, upon motion of the county attorney made prior to adjudication and consultation with the Commonwealth's Attorney, the case may proceed in accordance with the provisions of KRS 640.010.

* A case may consist of one or multiple convicted charges, the distinct count of cases counts the case only once.

* Other Disposition types include: Denied, Extradition, Grand Jury, Granted, Merged, Mistrial, Grand Jury, Other, Remanded, and Sealed Records.

* See methodology notes for information on any cases or charges that may be excluded.

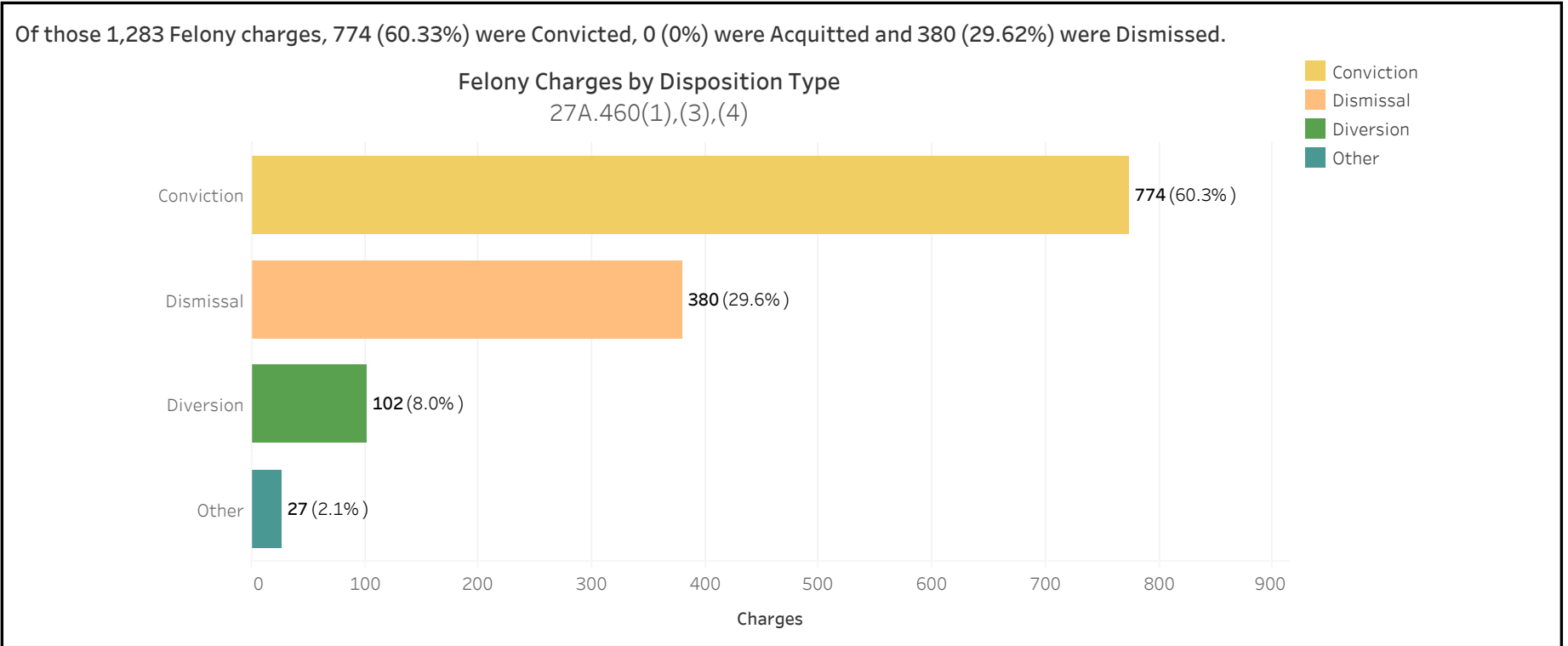


ADMINISTRATIVE OFFICE OF THE COURTS
Research and Statistics
 Annual Report FY 2024
 Circuit Court - Felony Criminal Cases

PULASKI COUNTY

There were 1,283 Felony level charges and 32 Non-Felony level charges disposed within 700 Circuit Criminal cases during the Fiscal Year. Non-Felony charges include Misdemeanor, Violation, Local Ordinance or Other charges within those cases.

		Charges	Cases
PULASKI	Felony	1,283	669
	Felony amended to Non-Felony	32	



27A.460(1) Conviction Percentages

27A.460(3) Percentage of Acquittals

27A.460(4) Percentage of Dismissals

* A case may consist of one or multiple convicted charges, the distinct count of cases counts the case only once.

* Other Disposition types include: Denied, Extradition, Grand Jury, Granted, Merged, Mistrial, Grand Jury, Other, Remanded, and Sealed Records.

* See methodology notes for information on any cases or charges that may be excluded.



ADMINISTRATIVE OFFICE OF THE COURTS
Research and Statistics
 Annual Report FY 2024
 Circuit Court - Felony Criminal Cases

PULASKI COUNTY

Felony Charges Convicted by Highest Penalty Type

Penalty Type	FELONY			MISDEMEANOR			OTHER			VIOLATION			Grand Total		
	Charges	% of Chgs	Cases	Charges	% of Chgs	Cases	Charges	% of Chgs	Cases	Charges	% of Chgs	Cases	Charges	% of Chgs	Cases
Incarcerated Prison	1,885	41.6%	595	22	1.0%	15				2	0.7%	2	1,909	27.7%	598
Incarcerated Jail	526	11.6%	267	736	35.1%	379				17	6.3%	12	1,279	18.5%	549
Alternative: Home Incarceration				4	0.2%	2							4	0.1%	2
Alternative: Probation	2,021	44.6%	905	721	34.4%	380				9	3.3%	7	2,751	39.9%	926
Alternative: Cond. Discharged	64	1.4%	46	551	26.3%	284	1	100.0%	1	3	1.1%	1	619	9.0%	320
Alternative Sentence	1	0.0%	1	8	0.4%	7				26	9.6%	21	35	0.5%	27
Pay Fine	2	0.0%	2	13	0.6%	10				156	57.6%	109	171	2.5%	113
Pay Court Cost	1	0.0%	1	1	0.0%	1				3	1.1%	3	5	0.1%	5
Other Penalty	15	0.3%	12	26	1.2%	16				54	19.9%	37	95	1.4%	59
No Sentence	20	0.4%	15	14	0.7%	9				1	0.4%	1	35	0.5%	18
Grand Total	4,535	100.0%	1,774	2,096	100.0%	1,081	1	100.0%	1	271	100.0%	188	6,903	100.0%	2,139

27A.460(2) Percentages of fines, imprisonment, or other penalty assessment

Original & Final Plea Type

		GUILTY	NOT GUILTY	UNKNOWN PLEA TYPE	Grand Total
Felony Charges	Original Plea	781 (60.9%)	3 (0.2%)	499 (38.9%)	1,283 (100.0%)
	Final Plea	784 (61.1%)		499 (38.9%)	1,283 (100.0%)
Felony amended to Non-Felony	Original Plea			32 (100.0%)	32 (100.0%)
	Final Plea			32 (100.0%)	32 (100.0%)

27A.460(5) Percentage of pleas as charges

27A.460(6) Percentage of pleas to reduce charges

* A case may consist of one or multiple convicted charges, the distinct count of cases counts the case only once.

* Other Disposition types include: Denied, Extradition, Grand Jury, Granted, Merged, Mistrial, Grand Jury, Other, Remanded, and Sealed Records.

* See methodology notes for information on any cases or charges that may be excluded.



ADMINISTRATIVE OFFICE OF THE COURTS
Research and Statistics
 Annual Report FY 2024
 Circuit Court - Felony Criminal Cases

PULASKI COUNTY

Cases can have multiple charges which are heard either by a Court Trial, Jury Trial, No Trial, or by a combination of trial types. Cases are categorized by how all the charges within the case were disposed. If all charges were disposed by the same trial type, it is counted in the separate category, otherwise, it is counted within the Mixed Trial category. If a charge had no trial type entered or it had No Trial, then it is counted in the No Trial category.

Cases by Trial Type
 27A.460(7), (8), (9), (10)

	Mixed Trial Typ..	No Trial	Grand Total
Felony Amended Down to Non-Felony		31 100.00%	31 100.00%
Felony Charges	45 6.73%	624 93.27%	669 100.00%
Felony Convictions	44 9.19%	435 90.81%	479 100.00%

- 27A.460(7) Percentage of disposition to guilty as charged by trial
- 27A.460(8) Percentage of those found guilty of lesser charge by trial
- 27A.460(9) Percentage of cases where jury trial taken
- 27A.460(10) Percentage of trials which are bench (court) trials

Shock Probation by Disposition Type
 27A.440(3)(b)

	Denied	Granted	Grand Total
0026090 SHOCK PROBATION IN FELONY CONVICTIONS	79 87.78%	11 12.22%	90 100.00%

27A.440(3)(b) Extracted data on shock probation shall be placed in the annual report of the Administrative Office of the Courts

- * A case may consist of one or multiple convicted charges, the distinct count of cases counts the case only once.
- * Other Disposition types include: Denied, Extradition, Grand Jury, Granted, Merged, Mistrial, Grand Jury, Other, Remanded, and Sealed Records.
- * See methodology notes for information on any cases or charges that may be excluded.



ADMINISTRATIVE OFFICE OF THE COURTS
Research and Statistics
 Annual Report FY 2024
 Circuit Court - Felony Criminal Cases

PULASKI COUNTY

Youthful Offenders

There were 1 Felony level charges and 0 Non-Felony level charges disposed within 1 Circuit Criminal cases during the fiscal year. Non-Felony charges include Misdemeanor, Violation, Local Ordinance, or Other charges within those cases.

27A.460(11)

	Charges	Cases
Felony	1	1
Felony Amended to Non-Felony	0	0

27A.460(11) The number of juvenile offenders tried as an adult

Of the 1 Felony level charges disposed within the Youthful Offender cases, 1 (100.0%) charges were convicted.

Youthful Offender

	Conviction	Grand Total
Felony Charges by Disposition Type	1	1

Note: A youth charged prior to their 18th birthday, proceeded against as a youthful offender under KRS 635.020(7) may not be included in the above.

KRS 635.020(7) If a person who is eighteen (18) or older is charged with a felony that occurred prior to their eighteenth birthday, the court shall, upon motion of the county attorney made prior to adjudication and consultation with the Commonwealth's Attorney, the case may proceed in accordance with the provisions of KRS 640.010.

* A case may consist of one or multiple convicted charges, the distinct count of cases counts the case only once.

* Other Disposition types include: Denied, Extradition, Grand Jury, Granted, Merged, Mistrial, Grand Jury, Other, Remanded, and Sealed Records.

* See methodology notes for information on any cases or charges that may be excluded.

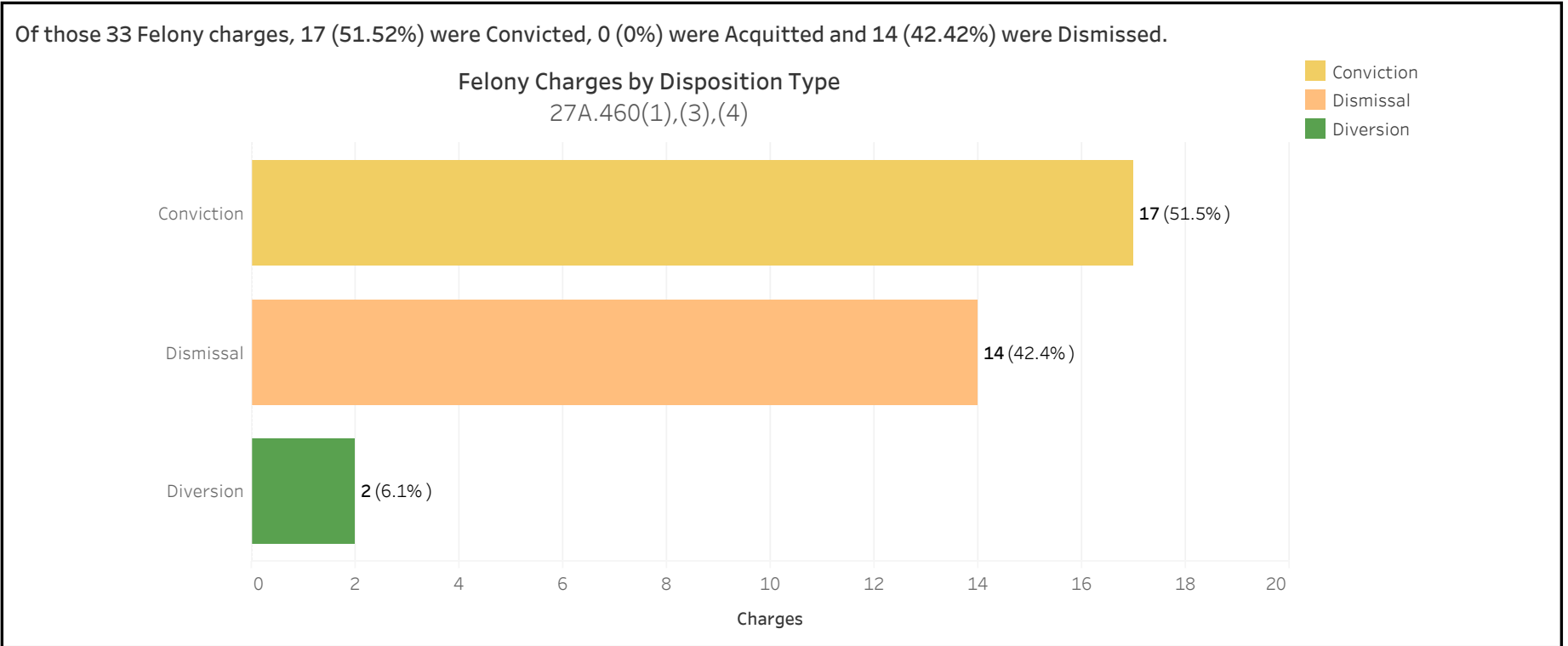


ADMINISTRATIVE OFFICE OF THE COURTS
Research and Statistics
 Annual Report FY 2024
 Circuit Court - Felony Criminal Cases

ROBERTSON COUNTY

There were 33 Felony level charges and 0 Non-Felony level charges disposed within 22 Circuit Criminal cases during the Fiscal Year. Non-Felony charges include Misdemeanor, Violation, Local Ordinance or Other charges within those cases.

	Charges	Cases
ROBERTSON Felony	33	22
Felony amended to Non-Felony	0	



27A.460(1) Conviction Percentages

27A.460(3) Percentage of Acquittals

27A.460(4) Percentage of Dismissals

* A case may consist of one or multiple convicted charges, the distinct count of cases counts the case only once.

* Other Disposition types include: Denied, Extradition, Grand Jury, Granted, Merged, Mistrial, Grand Jury, Other, Remanded, and Sealed Records.

* See methodology notes for information on any cases or charges that may be excluded.



ADMINISTRATIVE OFFICE OF THE COURTS
Research and Statistics
 Annual Report FY 2024
 Circuit Court - Felony Criminal Cases

ROBERTSON COUNTY

Felony Charges Convicted by Highest Penalty Type

Penalty Type	FELONY			MISDEMEANOR			OTHER			VIOLATION			Grand Total		
	Charges	% of Chgs	Cases	Charges	% of Chgs	Cases	Charges	% of Chgs	Cases	Charges	% of Chgs	Cases	Charges	% of Chgs	Cases
Incarcerated Prison	1,885	41.6%	595	22	1.0%	15				2	0.7%	2	1,909	27.7%	598
Incarcerated Jail	526	11.6%	267	736	35.1%	379				17	6.3%	12	1,279	18.5%	549
Alternative: Home Incarceration				4	0.2%	2							4	0.1%	2
Alternative: Probation	2,021	44.6%	905	721	34.4%	380				9	3.3%	7	2,751	39.9%	926
Alternative: Cond. Discharged	64	1.4%	46	551	26.3%	284	1	100.0%	1	3	1.1%	1	619	9.0%	320
Alternative Sentence	1	0.0%	1	8	0.4%	7				26	9.6%	21	35	0.5%	27
Pay Fine	2	0.0%	2	13	0.6%	10				156	57.6%	109	171	2.5%	113
Pay Court Cost	1	0.0%	1	1	0.0%	1				3	1.1%	3	5	0.1%	5
Other Penalty	15	0.3%	12	26	1.2%	16				54	19.9%	37	95	1.4%	59
No Sentence	20	0.4%	15	14	0.7%	9				1	0.4%	1	35	0.5%	18
Grand Total	4,535	100.0%	1,774	2,096	100.0%	1,081	1	100.0%	1	271	100.0%	188	6,903	100.0%	2,139

27A.460(2) Percentages of fines, imprisonment, or other penalty assessment

Original & Final Plea Type

Felony Charges		GUILTY			NOT GUILTY			UNKNOWN PLEA TYPE			Grand Total		
		Original Plea	Final Plea	Percentage	Original Plea	Final Plea	Percentage	Original Plea	Final Plea	Percentage	Original Plea	Final Plea	Percentage
	Original Plea	6	18	(18.2%)	23	11	(69.7%)	4	4	(12.1%)	33	33	(100.0%)
	Final Plea	18	11	(54.5%)	11	4	(33.3%)	4	4	(12.1%)	33	33	(100.0%)

27A.460(5) Percentage of pleas as charges

27A.460(6) Percentage of pleas to reduce charges

* A case may consist of one or multiple convicted charges, the distinct count of cases counts the case only once.

* Other Disposition types include: Denied, Extradition, Grand Jury, Granted, Merged, Mistrial, Grand Jury, Other, Remanded, and Sealed Records.

* See methodology notes for information on any cases or charges that may be excluded.



ADMINISTRATIVE OFFICE OF THE COURTS
Research and Statistics
 Annual Report FY 2024
 Circuit Court - Felony Criminal Cases

ROBERTSON COUNTY

Cases can have multiple charges which are heard either by a Court Trial, Jury Trial, No Trial, or by a combination of trial types. Cases are categorized by how all the charges within the case were disposed. If all charges were disposed by the same trial type, it is counted in the separate category, otherwise, it is counted within the Mixed Trial category. If a charge had no trial type entered or it had No Trial, then it is counted in the No Trial category.

Cases by Trial Type
 27A.460(7), (8), (9), (10)

	Mixed Trial Types	No Trial	Grand Total
Felony Charges	2 9.09%	20 90.91%	22 100.00%
Felony Convictions	2 13.33%	13 86.67%	15 100.00%

- 27A.460(7) Percentage of disposition to guilty as charged by trial
- 27A.460(8) Percentage of those found guilty of lesser charge by trial
- 27A.460(9) Percentage of cases where jury trial taken
- 27A.460(10) Percentage of trials which are bench (court) trials

Shock Probation by Disposition Type
 27A.440(3)(b)

	Denied	Grand Total
0026090 SHOCK PROBATION IN FELONY CONVICTIONS	5 100.00%	5 100.00%

27A.440(3)(b) Extracted data on shock probation shall be placed in the annual report of the Administrative Office of the Courts

- * A case may consist of one or multiple convicted charges, the distinct count of cases counts the case only once.
- * Other Disposition types include: Denied, Extradition, Grand Jury, Granted, Merged, Mistrial, Grand Jury, Other, Remanded, and Sealed Records.
- * See methodology notes for information on any cases or charges that may be excluded.



ADMINISTRATIVE OFFICE OF THE COURTS
Research and Statistics
 Annual Report FY 2024
 Circuit Court - Felony Criminal Cases

ROBERTSON COUNTY

Youthful Offenders

There were 0 Felony level charges and 0 Non-Felony level charges disposed within 0 Circuit Criminal cases during the fiscal year. Non-Felony charges include Misdemeanor, Violation, Local Ordinance, or Other charges within those cases.

27A.460(11)

27A.460(11) The number of juvenile offenders tried as an adult

Of the 0 Felony level charges disposed within the Youthful Offender cases, 0 (None%) charges were convicted.

Youthful Offender

Felony Charges by Disposition Type	0	Grand Total	0

Note: A youth charged prior to their 18th birthday, proceeded against as a youthful offender under KRS 635.020(7) may not be included in the above.

KRS 635.020(7) If a person who is eighteen (18) or older is charged with a felony that occurred prior to their eighteenth birthday, the court shall, upon motion of the county attorney made prior to adjudication and consultation with the Commonwealth's Attorney, the case may proceed in accordance with the provisions of KRS 640.010.

- * A case may consist of one or multiple convicted charges, the distinct count of cases counts the case only once.
- * Other Disposition types include: Denied, Extradition, Grand Jury, Granted, Merged, Mistrial, Grand Jury, Other, Remanded, and Sealed Records.
- * See methodology notes for information on any cases or charges that may be excluded.

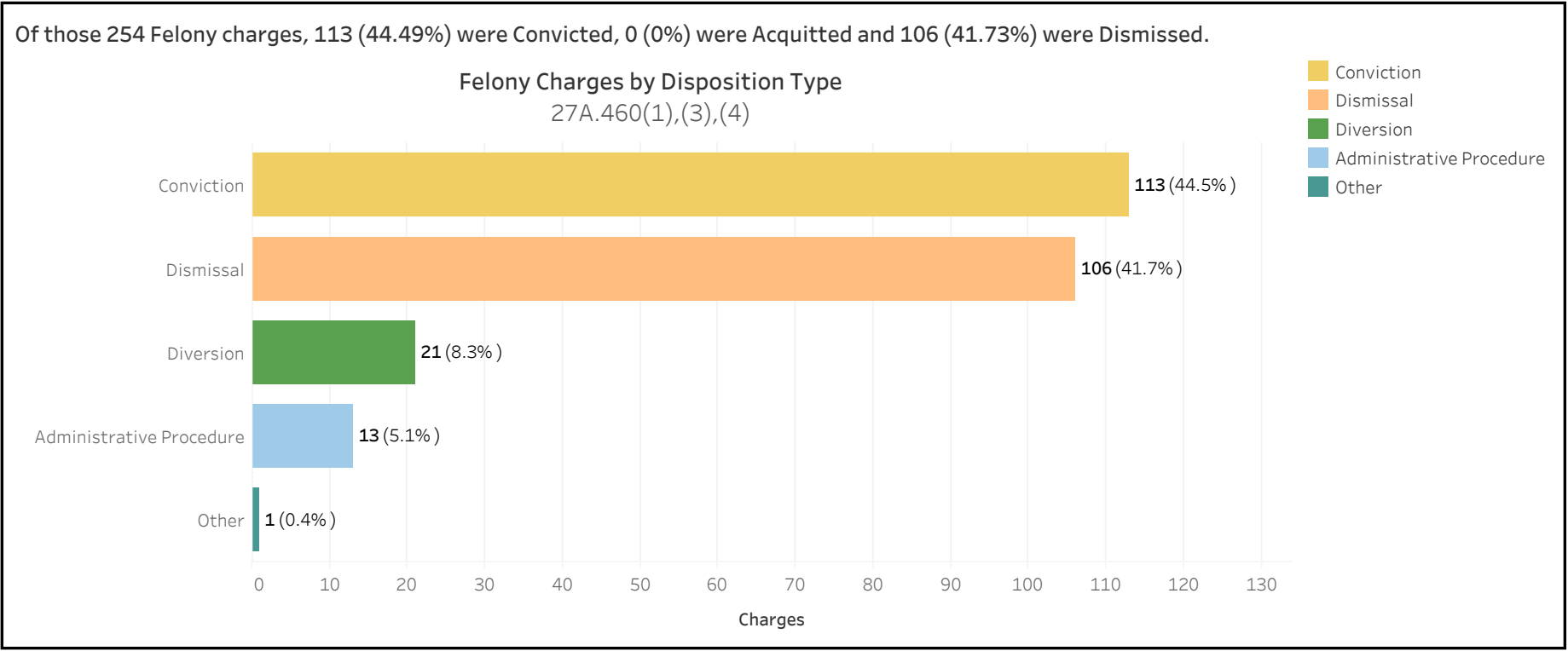


ADMINISTRATIVE OFFICE OF THE COURTS
Research and Statistics
 Annual Report FY 2024
 Circuit Court - Felony Criminal Cases

ROCKCASTLE COUNTY

There were 254 Felony level charges and 5 Non-Felony level charges disposed within 175 Circuit Criminal cases during the Fiscal Year. Non-Felony charges include Misdemeanor, Violation, Local Ordinance or Other charges within those cases.

	Charges	Cases
ROCKCASTLE Felony	254	170
Felony amended to Non-Felony	5	



27A.460(1) Conviction Percentages

27A.460(3) Percentage of Acquittals

27A.460(4) Percentage of Dismissals

* A case may consist of one or multiple convicted charges, the distinct count of cases counts the case only once.

* Other Disposition types include: Denied, Extradition, Grand Jury, Granted, Merged, Mistrial, Grand Jury, Other, Remanded, and Sealed Records.

* See methodology notes for information on any cases or charges that may be excluded.



ADMINISTRATIVE OFFICE OF THE COURTS
Research and Statistics
 Annual Report FY 2024
 Circuit Court - Felony Criminal Cases

ROCKCASTLE COUNTY

Felony Charges Convicted by Highest Penalty Type

Penalty Type	FELONY			MISDEMEANOR			OTHER			VIOLATION			Grand Total		
	Charges	% of Chgs	Cases	Charges	% of Chgs	Cases	Charges	% of Chgs	Cases	Charges	% of Chgs	Cases	Charges	% of Chgs	Cases
Incarcerated Prison	1,885	41.6%	595	22	1.0%	15				2	0.7%	2	1,909	27.7%	598
Incarcerated Jail	526	11.6%	267	736	35.1%	379				17	6.3%	12	1,279	18.5%	549
Alternative: Home Incarceration				4	0.2%	2							4	0.1%	2
Alternative: Probation	2,021	44.6%	905	721	34.4%	380				9	3.3%	7	2,751	39.9%	926
Alternative: Cond. Discharged	64	1.4%	46	551	26.3%	284	1	100.0%	1	3	1.1%	1	619	9.0%	320
Alternative Sentence	1	0.0%	1	8	0.4%	7				26	9.6%	21	35	0.5%	27
Pay Fine	2	0.0%	2	13	0.6%	10				156	57.6%	109	171	2.5%	113
Pay Court Cost	1	0.0%	1	1	0.0%	1				3	1.1%	3	5	0.1%	5
Other Penalty	15	0.3%	12	26	1.2%	16				54	19.9%	37	95	1.4%	59
No Sentence	20	0.4%	15	14	0.7%	9				1	0.4%	1	35	0.5%	18
Grand Total	4,535	100.0%	1,774	2,096	100.0%	1,081	1	100.0%	1	271	100.0%	188	6,903	100.0%	2,139

27A.460(2) Percentages of fines, imprisonment, or other penalty assessment

Original & Final Plea Type

		GUILTY	NOT GUILTY	UNKNOWN PLEA TYPE	Grand Total
Felony Charges	Original Plea		2 (0.8%)	252 (99.2%)	254 (100.0%)
	Final Plea	2 (0.8%)		252 (99.2%)	254 (100.0%)
Felony amended to Non-Felony	Original Plea			5 (100.0%)	5 (100.0%)
	Final Plea			5 (100.0%)	5 (100.0%)

27A.460(5) Percentage of pleas as charges

27A.460(6) Percentage of pleas to reduce charges

* A case may consist of one or multiple convicted charges, the distinct count of cases counts the case only once.

* Other Disposition types include: Denied, Extradition, Grand Jury, Granted, Merged, Mistrial, Grand Jury, Other, Remanded, and Sealed Records.

* See methodology notes for information on any cases or charges that may be excluded.



ADMINISTRATIVE OFFICE OF THE COURTS
Research and Statistics
 Annual Report FY 2024
 Circuit Court - Felony Criminal Cases

ROCKCASTLE COUNTY

Cases can have multiple charges which are heard either by a Court Trial, Jury Trial, No Trial, or by a combination of trial types. Cases are categorized by how all the charges within the case were disposed. If all charges were disposed by the same trial type, it is counted in the separate category, otherwise, it is counted within the Mixed Trial category. If a charge had no trial type entered or it had No Trial, then it is counted in the No Trial category.

Cases by Trial Type
 27A.460(7), (8), (9), (10)

	Mixed Trial Typ..	No Trial	Grand Total
Felony Amended Down to Non-Felony		5 100.00%	5 100.00%
Felony Charges	5 2.94%	165 97.06%	170 100.00%
Felony Convictions	5 5.62%	84 94.38%	89 100.00%

- 27A.460(7) Percentage of disposition to guilty as charged by trial
- 27A.460(8) Percentage of those found guilty of lesser charge by trial
- 27A.460(9) Percentage of cases where jury trial taken
- 27A.460(10) Percentage of trials which are bench (court) trials

Shock Probation by Disposition Type
 27A.440(3)(b)

	Denied	Granted	Grand Total
0026090 SHOCK PROBATION IN FELONY CONVICTIONS	16 84.21%	3 15.79%	19 100.00%

27A.440(3)(b) Extracted data on shock probation shall be placed in the annual report of the Administrative Office of the Courts

* A case may consist of one or multiple convicted charges, the distinct count of cases counts the case only once.
 * Other Disposition types include: Denied, Extradition, Grand Jury, Granted, Merged, Mistrial, Grand Jury, Other, Remanded, and Sealed Records.
 * See methodology notes for information on any cases or charges that may be excluded.



ADMINISTRATIVE OFFICE OF THE COURTS
Research and Statistics
 Annual Report FY 2024
 Circuit Court - Felony Criminal Cases

ROCKCASTLE COUNTY

Youthful Offenders

There were 0 Felony level charges and 0 Non-Felony level charges disposed within 0 Circuit Criminal cases during the fiscal year. Non-Felony charges include Misdemeanor, Violation, Local Ordinance, or Other charges within those cases.

27A.460(11)

27A.460(11) The number of juvenile offenders tried as an adult

Of the 0 Felony level charges disposed within the Youthful Offender cases, 0 (None%) charges were convicted.

Youthful Offender

Felony Charges by Disposition Type	0	Grand Total	0

Note: A youth charged prior to their 18th birthday, proceeded against as a youthful offender under KRS 635.020(7) may not be included in the above.

KRS 635.020(7) If a person who is eighteen (18) or older is charged with a felony that occurred prior to their eighteenth birthday, the court shall, upon motion of the county attorney made prior to adjudication and consultation with the Commonwealth's Attorney, the case may proceed in accordance with the provisions of KRS 640.010.

* A case may consist of one or multiple convicted charges, the distinct count of cases counts the case only once.

* Other Disposition types include: Denied, Extradition, Grand Jury, Granted, Merged, Mistrial, Grand Jury, Other, Remanded, and Sealed Records.

* See methodology notes for information on any cases or charges that may be excluded.

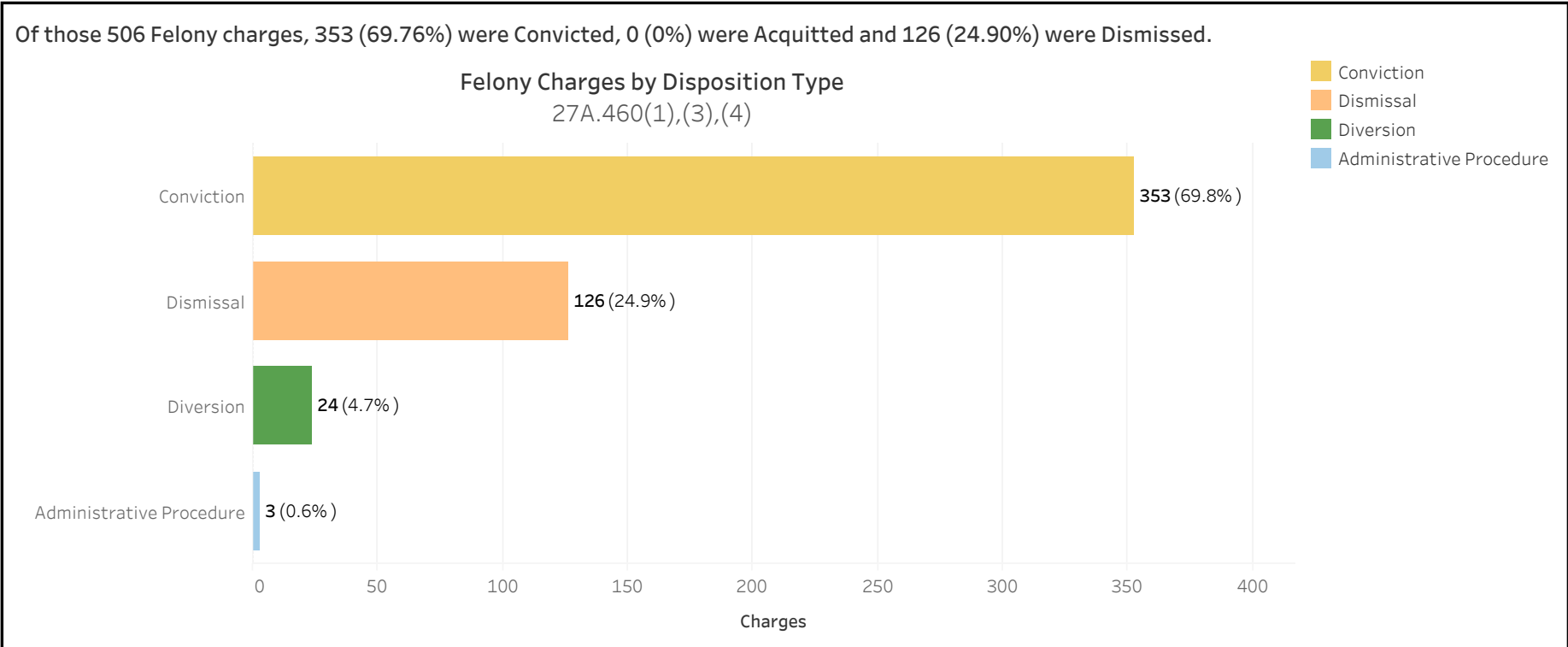


ADMINISTRATIVE OFFICE OF THE COURTS
Research and Statistics
 Annual Report FY 2024
 Circuit Court - Felony Criminal Cases

ROWAN COUNTY

There were 506 Felony level charges and 16 Non-Felony level charges disposed within 267 Circuit Criminal cases during the Fiscal Year. Non-Felony charges include Misdemeanor, Violation, Local Ordinance or Other charges within those cases.

		Charges	Cases
ROWAN	Felony	506	254
	Felony amended to Non-Felony	16	



27A.460(1) Conviction Percentages

27A.460(3) Percentage of Acquittals

27A.460(4) Percentage of Dismissals

* A case may consist of one or multiple convicted charges, the distinct count of cases counts the case only once.

* Other Disposition types include: Denied, Extradition, Grand Jury, Granted, Merged, Mistrial, Grand Jury, Other, Remanded, and Sealed Records.

* See methodology notes for information on any cases or charges that may be excluded.



ADMINISTRATIVE OFFICE OF THE COURTS
Research and Statistics
 Annual Report FY 2024
 Circuit Court - Felony Criminal Cases

ROWAN COUNTY

Felony Charges Convicted by Highest Penalty Type

Penalty Type	FELONY			MISDEMEANOR			OTHER			VIOLATION			Grand Total		
	Charges	% of Chgs	Cases	Charges	% of Chgs	Cases	Charges	% of Chgs	Cases	Charges	% of Chgs	Cases	Charges	% of Chgs	Cases
Incarcerated Prison	1,885	41.6%	595	22	1.0%	15				2	0.7%	2	1,909	27.7%	598
Incarcerated Jail	526	11.6%	267	736	35.1%	379				17	6.3%	12	1,279	18.5%	549
Alternative: Home Incarceration				4	0.2%	2							4	0.1%	2
Alternative: Probation	2,021	44.6%	905	721	34.4%	380				9	3.3%	7	2,751	39.9%	926
Alternative: Cond. Discharged	64	1.4%	46	551	26.3%	284	1	100.0%	1	3	1.1%	1	619	9.0%	320
Alternative Sentence	1	0.0%	1	8	0.4%	7				26	9.6%	21	35	0.5%	27
Pay Fine	2	0.0%	2	13	0.6%	10				156	57.6%	109	171	2.5%	113
Pay Court Cost	1	0.0%	1	1	0.0%	1				3	1.1%	3	5	0.1%	5
Other Penalty	15	0.3%	12	26	1.2%	16				54	19.9%	37	95	1.4%	59
No Sentence	20	0.4%	15	14	0.7%	9				1	0.4%	1	35	0.5%	18
Grand Total	4,535	100.0%	1,774	2,096	100.0%	1,081	1	100.0%	1	271	100.0%	188	6,903	100.0%	2,139

27A.460(2) Percentages of fines, imprisonment, or other penalty assessment

Original & Final Plea Type

		GUILTY	NOT GUILTY	UNKNOWN PLEA TYPE	Grand Total
Felony Charges	Original Plea	7 (1.4%)	354 (70.0%)	145 (28.7%)	506 (100.0%)
	Final Plea	354 (70.0%)	7 (1.4%)	145 (28.7%)	506 (100.0%)
Felony amended to Non-Felony	Original Plea		1 (6.3%)	15 (93.8%)	16 (100.0%)
	Final Plea		1 (6.3%)	15 (93.8%)	16 (100.0%)

27A.460(5) Percentage of pleas as charges

27A.460(6) Percentage of pleas to reduce charges

* A case may consist of one or multiple convicted charges, the distinct count of cases counts the case only once.

* Other Disposition types include: Denied, Extradition, Grand Jury, Granted, Merged, Mistrial, Grand Jury, Other, Remanded, and Sealed Records.

* See methodology notes for information on any cases or charges that may be excluded.



ADMINISTRATIVE OFFICE OF THE COURTS
Research and Statistics
 Annual Report FY 2024
 Circuit Court - Felony Criminal Cases

ROWAN COUNTY

Cases can have multiple charges which are heard either by a Court Trial, Jury Trial, No Trial, or by a combination of trial types. Cases are categorized by how all the charges within the case were disposed. If all charges were disposed by the same trial type, it is counted in the separate category, otherwise, it is counted within the Mixed Trial category. If a charge had no trial type entered or it had No Trial, then it is counted in the No Trial category.

Cases by Trial Type
 27A.460(7), (8), (9), (10)

	Jury Trial	Mixed Trial Typ..	No Trial	Grand Total
Felony Amended Down to Non-Felony			13	13
			100.00%	100.00%
Felony Charges	1	12	241	254
	0.39%	4.72%	94.88%	100.00%
Felony Convictions		11	179	190
		5.79%	94.21%	100.00%

- 27A.460(7) Percentage of disposition to guilty as charged by trial
- 27A.460(8) Percentage of those found guilty of lesser charge by trial
- 27A.460(9) Percentage of cases where jury trial taken
- 27A.460(10) Percentage of trials which are bench (court) trials

Shock Probation by Disposition Type
 27A.440(3)(b)

	Denied	Granted	Grand Total
0026090 SHOCK PROBATION IN FELONY CONVICTIONS	12	9	21
	57.14%	42.86%	100.00%

27A.440(3)(b) Extracted data on shock probation shall be placed in the annual report of the Administrative Office of the Courts

- * A case may consist of one or multiple convicted charges, the distinct count of cases counts the case only once.
- * Other Disposition types include: Denied, Extradition, Grand Jury, Granted, Merged, Mistrial, Grand Jury, Other, Remanded, and Sealed Records.
- * See methodology notes for information on any cases or charges that may be excluded.



ADMINISTRATIVE OFFICE OF THE COURTS
Research and Statistics
Annual Report FY 2024
Circuit Court - Felony Criminal Cases

ROWAN COUNTY

Youthful Offenders

There were 0 Felony level charges and 0 Non-Felony level charges disposed within 0 Circuit Criminal cases during the fiscal year. Non-Felony charges include Misdemeanor, Violation, Local Ordinance, or Other charges within those cases.

27A.460(11)

27A.460(11) The number of juvenile offenders tried as an adult

Of the 0 Felony level charges disposed within the Youthful Offender cases, 0 (None%) charges were convicted.

Youthful Offender

	Grand Total
Felony Charges by Disposition Type	0

Note: A youth charged prior to their 18th birthday, proceeded against as a youthful offender under KRS 635.020(7) may not be included in the above.

KRS 635.020(7) If a person who is eighteen (18) or older is charged with a felony that occurred prior to their eighteenth birthday, the court shall, upon motion of the county attorney made prior to adjudication and consultation with the Commonwealth's Attorney, the case may proceed in accordance with the provisions of KRS 640.010.

* A case may consist of one or multiple convicted charges, the distinct count of cases counts the case only once.

* Other Disposition types include: Denied, Extradition, Grand Jury, Granted, Merged, Mistrial, Grand Jury, Other, Remanded, and Sealed Records.

* See methodology notes for information on any cases or charges that may be excluded.

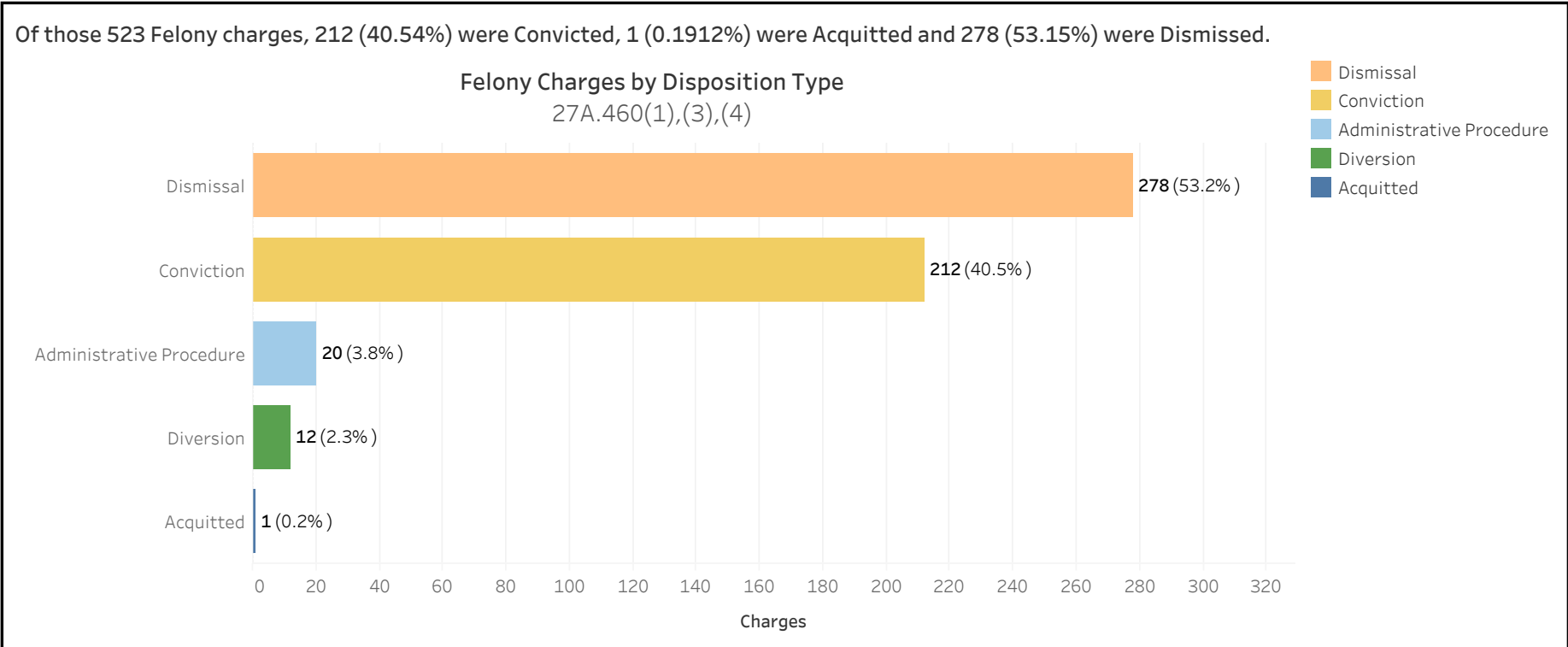


ADMINISTRATIVE OFFICE OF THE COURTS
Research and Statistics
 Annual Report FY 2024
 Circuit Court - Felony Criminal Cases

RUSSELL COUNTY

There were 523 Felony level charges and 32 Non-Felony level charges disposed within 307 Circuit Criminal cases during the Fiscal Year. Non-Felony charges include Misdemeanor, Violation, Local Ordinance or Other charges within those cases.

		Charges	Cases
RUSSELL	Felony	523	281
	Felony amended to Non-Felony	32	



27A.460(1) Conviction Percentages

27A.460(3) Percentage of Acquittals

27A.460(4) Percentage of Dismissals

* A case may consist of one or multiple convicted charges, the distinct count of cases counts the case only once.

* Other Disposition types include: Denied, Extradition, Grand Jury, Granted, Merged, Mistrial, Grand Jury, Other, Remanded, and Sealed Records.

* See methodology notes for information on any cases or charges that may be excluded.



ADMINISTRATIVE OFFICE OF THE COURTS
Research and Statistics
 Annual Report FY 2024
 Circuit Court - Felony Criminal Cases

RUSSELL COUNTY

Felony Charges Convicted by Highest Penalty Type

Penalty Type	FELONY			MISDEMEANOR			OTHER			VIOLATION			Grand Total		
	Charges	% of Chgs	Cases	Charges	% of Chgs	Cases	Charges	% of Chgs	Cases	Charges	% of Chgs	Cases	Charges	% of Chgs	Cases
Incarcerated Prison	1,885	41.6%	595	22	1.0%	15				2	0.7%	2	1,909	27.7%	598
Incarcerated Jail	526	11.6%	267	736	35.1%	379				17	6.3%	12	1,279	18.5%	549
Alternative: Home Incarceration				4	0.2%	2							4	0.1%	2
Alternative: Probation	2,021	44.6%	905	721	34.4%	380				9	3.3%	7	2,751	39.9%	926
Alternative: Cond. Discharged	64	1.4%	46	551	26.3%	284	1	100.0%	1	3	1.1%	1	619	9.0%	320
Alternative Sentence	1	0.0%	1	8	0.4%	7				26	9.6%	21	35	0.5%	27
Pay Fine	2	0.0%	2	13	0.6%	10				156	57.6%	109	171	2.5%	113
Pay Court Cost	1	0.0%	1	1	0.0%	1				3	1.1%	3	5	0.1%	5
Other Penalty	15	0.3%	12	26	1.2%	16				54	19.9%	37	95	1.4%	59
No Sentence	20	0.4%	15	14	0.7%	9				1	0.4%	1	35	0.5%	18
Grand Total	4,535	100.0%	1,774	2,096	100.0%	1,081	1	100.0%	1	271	100.0%	188	6,903	100.0%	2,139

27A.460(2) Percentages of fines, imprisonment, or other penalty assessment

Original & Final Plea Type

		GUILTY	NOT GUILTY	UNKNOWN PLEA TYPE	Grand Total
Felony Charges	Original Plea	27 (5.2%)	395 (75.5%)	101 (19.3%)	523 (100.0%)
	Final Plea	301 (57.6%)	121 (23.1%)	101 (19.3%)	523 (100.0%)
Felony amended to Non-Felony	Original Plea		25 (78.1%)	7 (21.9%)	32 (100.0%)
	Final Plea		25 (78.1%)	7 (21.9%)	32 (100.0%)

27A.460(5) Percentage of pleas as charges

27A.460(6) Percentage of pleas to reduce charges

* A case may consist of one or multiple convicted charges, the distinct count of cases counts the case only once.

* Other Disposition types include: Denied, Extradition, Grand Jury, Granted, Merged, Mistrial, Grand Jury, Other, Remanded, and Sealed Records.

* See methodology notes for information on any cases or charges that may be excluded.



ADMINISTRATIVE OFFICE OF THE COURTS
Research and Statistics
 Annual Report FY 2024
 Circuit Court - Felony Criminal Cases

RUSSELL COUNTY

Cases can have multiple charges which are heard either by a Court Trial, Jury Trial, No Trial, or by a combination of trial types. Cases are categorized by how all the charges within the case were disposed. If all charges were disposed by the same trial type, it is counted in the separate category, otherwise, it is counted within the Mixed Trial category. If a charge had no trial type entered or it had No Trial, then it is counted in the No Trial category.

Cases by Trial Type
 27A.460(7), (8), (9), (10)

	Mixed Trial Typ..	No Trial	Grand Total
Felony Amended Down to Non-Felony	1 3.85%	25 96.15%	26 100.00%
Felony Charges	10 3.56%	271 96.44%	281 100.00%
Felony Convictions	8 7.21%	103 92.79%	111 100.00%

27A.460(7) Percentage of disposition to guilty as charged by trial
 27A.460(8) Percentage of those found guilty of lesser charge by trial
 27A.460(9) Percentage of cases where jury trial taken
 27A.460(10) Percentage of trials which are bench (court) trials

Shock Probation by Disposition Type
 27A.440(3)(b)

	Denied	Granted	Grand Total
0026090 SHOCK PROBATION IN FELONY CONVICTIONS	18 85.71%	3 14.29%	21 100.00%

27A.440(3)(b) Extracted data on shock probation shall be placed in the annual report of the Administrative Office of the Courts

* A case may consist of one or multiple convicted charges, the distinct count of cases counts the case only once.
 * Other Disposition types include: Denied, Extradition, Grand Jury, Granted, Merged, Mistrial, Grand Jury, Other, Remanded, and Sealed Records.
 * See methodology notes for information on any cases or charges that may be excluded.



ADMINISTRATIVE OFFICE OF THE COURTS
Research and Statistics
 Annual Report FY 2024
 Circuit Court - Felony Criminal Cases

RUSSELL COUNTY

Youthful Offenders

There were 0 Felony level charges and 0 Non-Felony level charges disposed within 0 Circuit Criminal cases during the fiscal year. Non-Felony charges include Misdemeanor, Violation, Local Ordinance, or Other charges within those cases.

27A.460(11)

27A.460(11) The number of juvenile offenders tried as an adult

Of the 0 Felony level charges disposed within the Youthful Offender cases, 0 (None%) charges were convicted.

Youthful Offender

Felony Charges by Disposition Type	0	Grand Total 0

Note: A youth charged prior to their 18th birthday, proceeded against as a youthful offender under KRS 635.020(7) may not be included in the above.

KRS 635.020(7) If a person who is eighteen (18) or older is charged with a felony that occurred prior to their eighteenth birthday, the court shall, upon motion of the county attorney made prior to adjudication and consultation with the Commonwealth's Attorney, the case may proceed in accordance with the provisions of KRS 640.010.

* A case may consist of one or multiple convicted charges, the distinct count of cases counts the case only once.

* Other Disposition types include: Denied, Extradition, Grand Jury, Granted, Merged, Mistrial, Grand Jury, Other, Remanded, and Sealed Records.

* See methodology notes for information on any cases or charges that may be excluded.

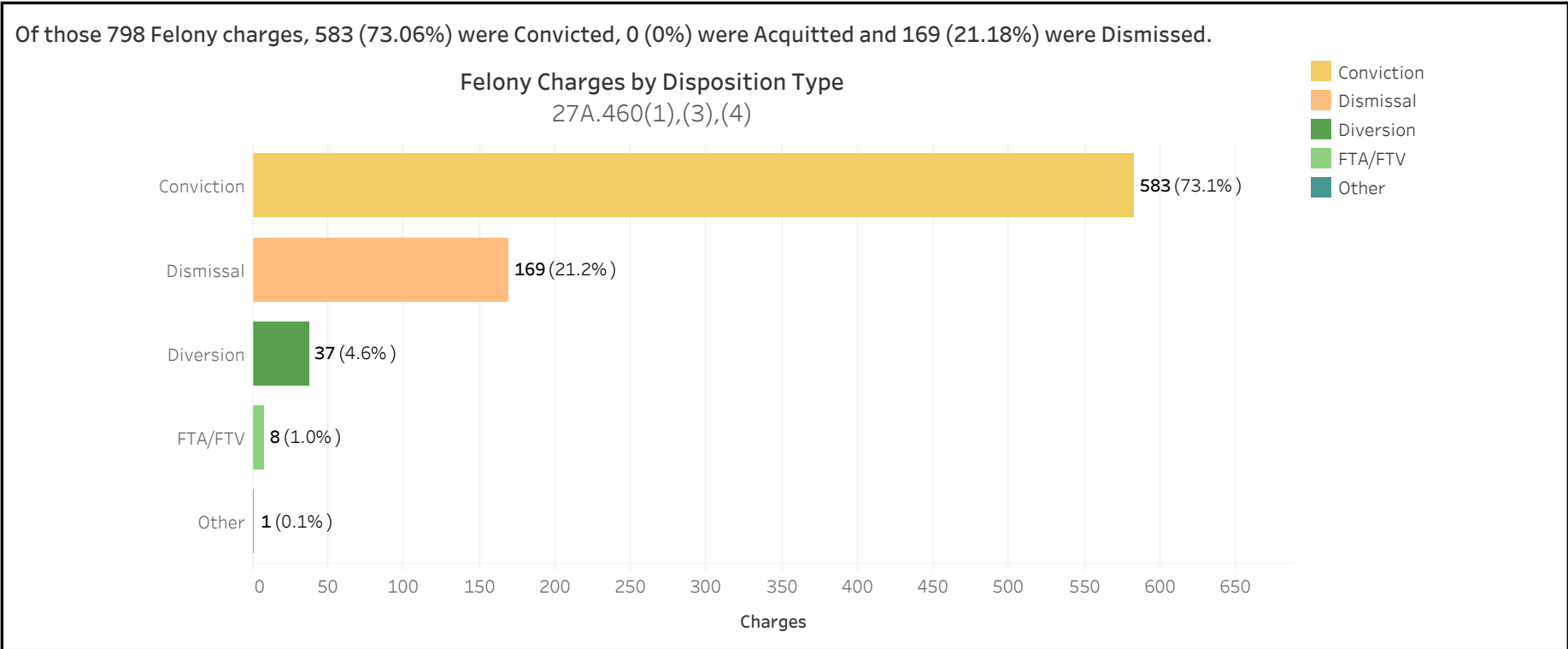


ADMINISTRATIVE OFFICE OF THE COURTS
Research and Statistics
 Annual Report FY 2024
 Circuit Court - Felony Criminal Cases

SCOTT COUNTY

There were 798 Felony level charges and 93 Non-Felony level charges disposed within 501 Circuit Criminal cases during the Fiscal Year. Non-Felony charges include Misdemeanor, Violation, Local Ordinance or Other charges within those cases.

		Charges	Cases
SCOTT	Felony	798	436
	Felony amended to Non-Felony	93	



27A.460(1) Conviction Percentages

27A.460(3) Percentage of Acquittals

27A.460(4) Percentage of Dismissals

* A case may consist of one or multiple convicted charges, the distinct count of cases counts the case only once.

* Other Disposition types include: Denied, Extradition, Grand Jury, Granted, Merged, Mistrial, Grand Jury, Other, Remanded, and Sealed Records.

* See methodology notes for information on any cases or charges that may be excluded.



ADMINISTRATIVE OFFICE OF THE COURTS
Research and Statistics
 Annual Report FY 2024
 Circuit Court - Felony Criminal Cases

SCOTT COUNTY

Felony Charges Convicted by Highest Penalty Type

Penalty Type	FELONY			MISDEMEANOR			OTHER			VIOLATION			Grand Total		
	Charges	% of Chgs	Cases	Charges	% of Chgs	Cases	Charges	% of Chgs	Cases	Charges	% of Chgs	Cases	Charges	% of Chgs	Cases
Incarcerated Prison	1,885	41.6%	595	22	1.0%	15				2	0.7%	2	1,909	27.7%	598
Incarcerated Jail	526	11.6%	267	736	35.1%	379				17	6.3%	12	1,279	18.5%	549
Alternative: Home Incarceration				4	0.2%	2							4	0.1%	2
Alternative: Probation	2,021	44.6%	905	721	34.4%	380				9	3.3%	7	2,751	39.9%	926
Alternative: Cond. Discharged	64	1.4%	46	551	26.3%	284	1	100.0%	1	3	1.1%	1	619	9.0%	320
Alternative Sentence	1	0.0%	1	8	0.4%	7				26	9.6%	21	35	0.5%	27
Pay Fine	2	0.0%	2	13	0.6%	10				156	57.6%	109	171	2.5%	113
Pay Court Cost	1	0.0%	1	1	0.0%	1				3	1.1%	3	5	0.1%	5
Other Penalty	15	0.3%	12	26	1.2%	16				54	19.9%	37	95	1.4%	59
No Sentence	20	0.4%	15	14	0.7%	9				1	0.4%	1	35	0.5%	18
Grand Total	4,535	100.0%	1,774	2,096	100.0%	1,081	1	100.0%	1	271	100.0%	188	6,903	100.0%	2,139

27A.460(2) Percentages of fines, imprisonment, or other penalty assessment

Original & Final Plea Type

		GUILTY	NOT GUILTY	UNKNOWN PLEA TYPE	Grand Total
Felony Charges	Original Plea	54 (6.8%)	552 (69.2%)	192 (24.1%)	798 (100.0%)
	Final Plea	602 (75.4%)	4 (0.5%)	192 (24.1%)	798 (100.0%)
Felony amended to Non-Felony	Original Plea			93 (100.0%)	93 (100.0%)
	Final Plea			93 (100.0%)	93 (100.0%)

27A.460(5) Percentage of pleas as charges

27A.460(6) Percentage of pleas to reduce charges

* A case may consist of one or multiple convicted charges, the distinct count of cases counts the case only once.

* Other Disposition types include: Denied, Extradition, Grand Jury, Granted, Merged, Mistrial, Grand Jury, Other, Remanded, and Sealed Records.

* See methodology notes for information on any cases or charges that may be excluded.



ADMINISTRATIVE OFFICE OF THE COURTS
Research and Statistics
 Annual Report FY 2024
 Circuit Court - Felony Criminal Cases

SCOTT COUNTY

Cases can have multiple charges which are heard either by a Court Trial, Jury Trial, No Trial, or by a combination of trial types. Cases are categorized by how all the charges within the case were disposed. If all charges were disposed by the same trial type, it is counted in the separate category, otherwise, it is counted within the Mixed Trial category. If a charge had no trial type entered or it had No Trial, then it is counted in the No Trial category.

Cases by Trial Type
 27A.460(7), (8), (9), (10)

	Jury Trial	Mixed Trial Typ..	No Trial	Grand Total
Felony Amended Down to Non-Felony		4 6.15%	61 93.85%	65 100.00%
Felony Charges	1 0.23%	58 13.30%	377 86.47%	436 100.00%
Felony Convictions		56 16.67%	280 83.33%	336 100.00%

- 27A.460(7) Percentage of disposition to guilty as charged by trial
- 27A.460(8) Percentage of those found guilty of lesser charge by trial
- 27A.460(9) Percentage of cases where jury trial taken
- 27A.460(10) Percentage of trials which are bench (court) trials

Shock Probation by Disposition Type
 27A.440(3)(b)

	Denied	Granted	Withdrawn	Grand Total
0026090 SHOCK PROBATION IN FELONY CONVICTIONS	37 92.50%	2 5.00%	1 2.50%	40 100.00%
0026100 SHOCK PROBATION IN MISDEMEANOR CONVICTIONS	1 50.00%	1 50.00%		2 100.00%

27A.440(3)(b) Extracted data on shock probation shall be placed in the annual report of the Administrative Office of the Courts

* A case may consist of one or multiple convicted charges, the distinct count of cases counts the case only once.
 * Other Disposition types include: Denied, Extradition, Grand Jury, Granted, Merged, Mistrial, Grand Jury, Other, Remanded, and Sealed Records.
 * See methodology notes for information on any cases or charges that may be excluded.



ADMINISTRATIVE OFFICE OF THE COURTS
Research and Statistics
 Annual Report FY 2024
 Circuit Court - Felony Criminal Cases

SCOTT COUNTY

Youthful Offenders

There were 0 Felony level charges and 0 Non-Felony level charges disposed within 0 Circuit Criminal cases during the fiscal year. Non-Felony charges include Misdemeanor, Violation, Local Ordinance, or Other charges within those cases.

27A.460(11)

27A.460(11) The number of juvenile offenders tried as an adult

Of the 0 Felony level charges disposed within the Youthful Offender cases, 0 (None%) charges were convicted.

Youthful Offender

	Grand Total
Felony Charges by Disposition Type	0

Note: A youth charged prior to their 18th birthday, proceeded against as a youthful offender under KRS 635.020(7) may not be included in the above.

KRS 635.020(7) If a person who is eighteen (18) or older is charged with a felony that occurred prior to their eighteenth birthday, the court shall, upon motion of the county attorney made prior to adjudication and consultation with the Commonwealth's Attorney, the case may proceed in accordance with the provisions of KRS 640.010.

* A case may consist of one or multiple convicted charges, the distinct count of cases counts the case only once.
 * Other Disposition types include: Denied, Extradition, Grand Jury, Granted, Merged, Mistrial, Grand Jury, Other, Remanded, and Sealed Records.
 * See methodology notes for information on any cases or charges that may be excluded.

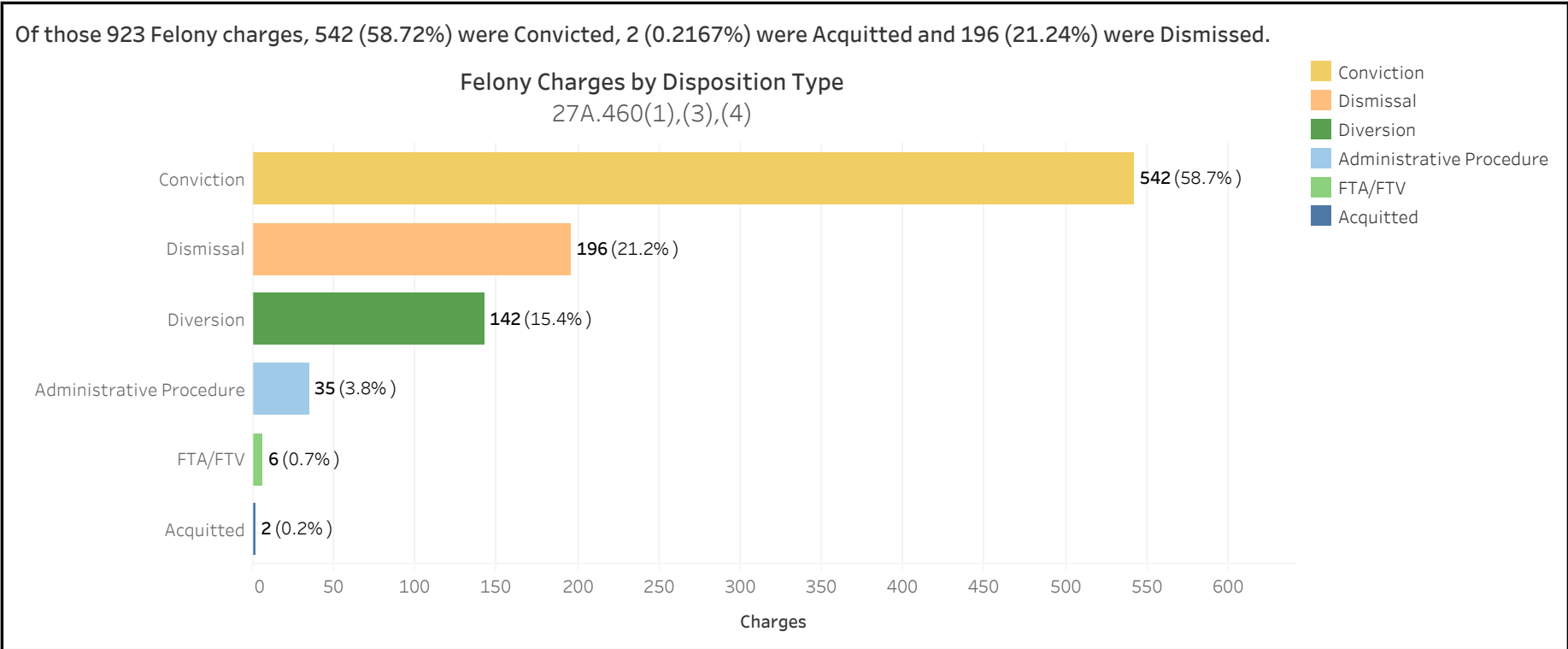


ADMINISTRATIVE OFFICE OF THE COURTS
Research and Statistics
 Annual Report FY 2024
 Circuit Court - Felony Criminal Cases

SHELBY COUNTY

There were 923 Felony level charges and 14 Non-Felony level charges disposed within 486 Circuit Criminal cases during the Fiscal Year. Non-Felony charges include Misdemeanor, Violation, Local Ordinance or Other charges within those cases.

		Charges	Cases
SHELBY	Felony	923	475
	Felony amended to Non-Felony	14	



27A.460(1) Conviction Percentages

27A.460(3) Percentage of Acquittals

27A.460(4) Percentage of Dismissals

* A case may consist of one or multiple convicted charges, the distinct count of cases counts the case only once.

* Other Disposition types include: Denied, Extradition, Grand Jury, Granted, Merged, Mistrial, Grand Jury, Other, Remanded, and Sealed Records.

* See methodology notes for information on any cases or charges that may be excluded.



ADMINISTRATIVE OFFICE OF THE COURTS
Research and Statistics
 Annual Report FY 2024
 Circuit Court - Felony Criminal Cases

SHELBY COUNTY

Felony Charges Convicted by Highest Penalty Type

Penalty Type	FELONY			MISDEMEANOR			OTHER			VIOLATION			Grand Total		
	Charges	% of Chgs	Cases	Charges	% of Chgs	Cases	Charges	% of Chgs	Cases	Charges	% of Chgs	Cases	Charges	% of Chgs	Cases
Incarcerated Prison	1,885	41.6%	595	22	1.0%	15				2	0.7%	2	1,909	27.7%	598
Incarcerated Jail	526	11.6%	267	736	35.1%	379				17	6.3%	12	1,279	18.5%	549
Alternative: Home Incarceration				4	0.2%	2							4	0.1%	2
Alternative: Probation	2,021	44.6%	905	721	34.4%	380				9	3.3%	7	2,751	39.9%	926
Alternative: Cond. Discharged	64	1.4%	46	551	26.3%	284	1	100.0%	1	3	1.1%	1	619	9.0%	320
Alternative Sentence	1	0.0%	1	8	0.4%	7				26	9.6%	21	35	0.5%	27
Pay Fine	2	0.0%	2	13	0.6%	10				156	57.6%	109	171	2.5%	113
Pay Court Cost	1	0.0%	1	1	0.0%	1				3	1.1%	3	5	0.1%	5
Other Penalty	15	0.3%	12	26	1.2%	16				54	19.9%	37	95	1.4%	59
No Sentence	20	0.4%	15	14	0.7%	9				1	0.4%	1	35	0.5%	18
Grand Total	4,535	100.0%	1,774	2,096	100.0%	1,081	1	100.0%	1	271	100.0%	188	6,903	100.0%	2,139

27A.460(2) Percentages of fines, imprisonment, or other penalty assessment

Original & Final Plea Type

Felony Charges		GUILTY	NOT GUILTY	UNKNOWN PLEA TYPE	Grand Total
		Original Plea	168 (18.2%)	388 (42.0%)	367 (39.8%)
Final Plea		556 (60.2%)		367 (39.8%)	923 (100.0%)
Felony amended to Non-Felony	Original Plea			14 (100.0%)	14 (100.0%)
	Final Plea			14 (100.0%)	14 (100.0%)

27A.460(5) Percentage of pleas as charges

27A.460(6) Percentage of pleas to reduce charges

* A case may consist of one or multiple convicted charges, the distinct count of cases counts the case only once.

* Other Disposition types include: Denied, Extradition, Grand Jury, Granted, Merged, Mistrial, Grand Jury, Other, Remanded, and Sealed Records.

* See methodology notes for information on any cases or charges that may be excluded.



ADMINISTRATIVE OFFICE OF THE COURTS
Research and Statistics
 Annual Report FY 2024
 Circuit Court - Felony Criminal Cases

SHELBY COUNTY

Cases can have multiple charges which are heard either by a Court Trial, Jury Trial, No Trial, or by a combination of trial types. Cases are categorized by how all the charges within the case were disposed. If all charges were disposed by the same trial type, it is counted in the separate category, otherwise, it is counted within the Mixed Trial category. If a charge had no trial type entered or it had No Trial, then it is counted in the No Trial category.

Cases by Trial Type
 27A.460(7), (8), (9), (10)

	Jury Trial	Mixed Trial Typ..	No Trial	Grand Total
Felony Amended Down to Non-Felony			11	11
			100.00%	100.00%
Felony Charges	1	37	437	475
	0.21%	7.79%	92.00%	100.00%
Felony Convictions	1	33	269	303
	0.33%	10.89%	88.78%	100.00%

- 27A.460(7) Percentage of disposition to guilty as charged by trial
- 27A.460(8) Percentage of those found guilty of lesser charge by trial
- 27A.460(9) Percentage of cases where jury trial taken
- 27A.460(10) Percentage of trials which are bench (court) trials

Shock Probation by Disposition Type
 27A.440(3)(b)

	Denied	Granted	Grand Total
0026090 SHOCK PROBATION IN FELONY CONVICTIONS	14	8	22
	63.64%	36.36%	100.00%

27A.440(3)(b) Extracted data on shock probation shall be placed in the annual report of the Administrative Office of the Courts

- * A case may consist of one or multiple convicted charges, the distinct count of cases counts the case only once.
- * Other Disposition types include: Denied, Extradition, Grand Jury, Granted, Merged, Mistrial, Grand Jury, Other, Remanded, and Sealed Records.
- * See methodology notes for information on any cases or charges that may be excluded.



ADMINISTRATIVE OFFICE OF THE COURTS
Research and Statistics
 Annual Report FY 2024
 Circuit Court - Felony Criminal Cases

SHELBY COUNTY

Youthful Offenders

There were 0 Felony level charges and 0 Non-Felony level charges disposed within 0 Circuit Criminal cases during the fiscal year. Non-Felony charges include Misdemeanor, Violation, Local Ordinance, or Other charges within those cases.

27A.460(11)

27A.460(11) The number of juvenile offenders tried as an adult

Of the 0 Felony level charges disposed within the Youthful Offender cases, 0 (None%) charges were convicted.

Youthful Offender

Felony Charges by Disposition Type	0	Grand Total 0

Note: A youth charged prior to their 18th birthday, proceeded against as a youthful offender under KRS 635.020(7) may not be included in the above.

KRS 635.020(7) If a person who is eighteen (18) or older is charged with a felony that occurred prior to their eighteenth birthday, the court shall, upon motion of the county attorney made prior to adjudication and consultation with the Commonwealth's Attorney, the case may proceed in accordance with the provisions of KRS 640.010.

* A case may consist of one or multiple convicted charges, the distinct count of cases counts the case only once.

* Other Disposition types include: Denied, Extradition, Grand Jury, Granted, Merged, Mistrial, Grand Jury, Other, Remanded, and Sealed Records.

* See methodology notes for information on any cases or charges that may be excluded.

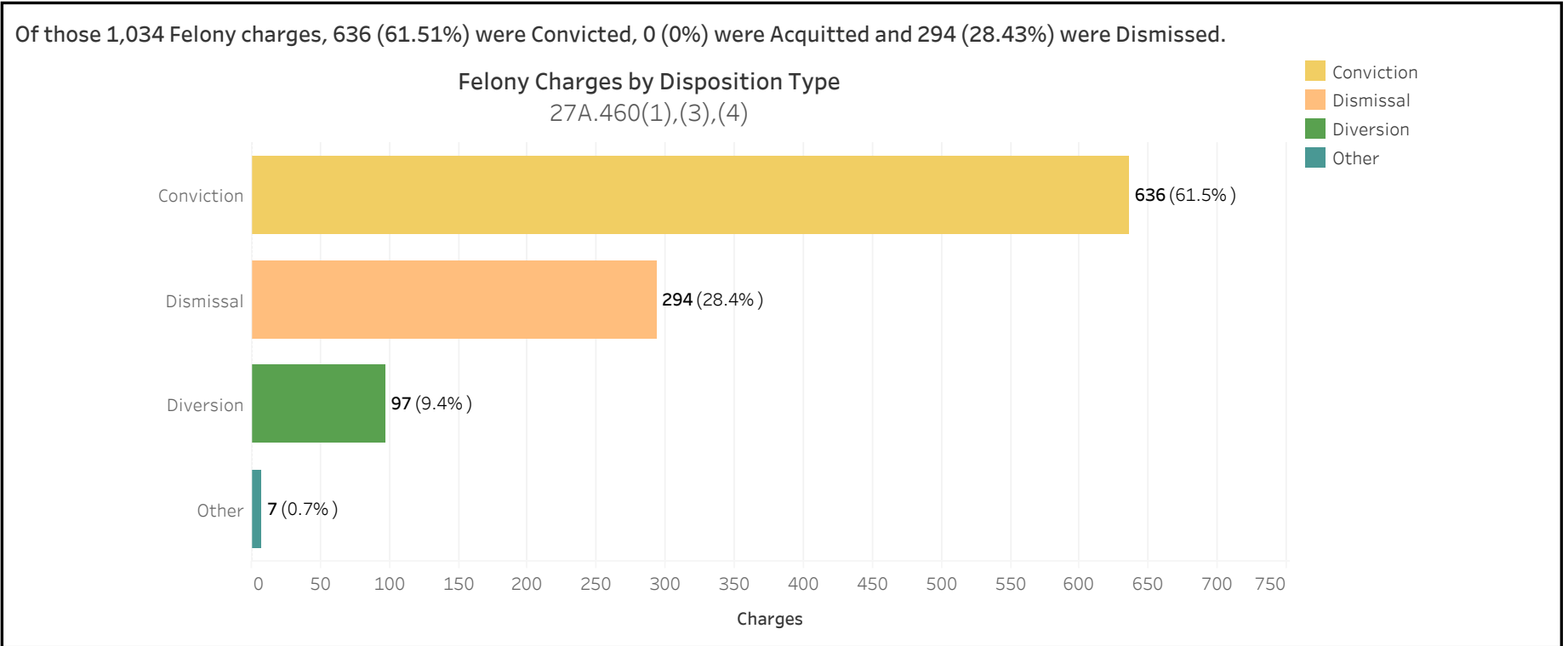


ADMINISTRATIVE OFFICE OF THE COURTS
Research and Statistics
 Annual Report FY 2024
 Circuit Court - Felony Criminal Cases

SIMPSON COUNTY

There were 1,034 Felony level charges and 16 Non-Felony level charges disposed within 549 Circuit Criminal cases during the Fiscal Year. Non-Felony charges include Misdemeanor, Violation, Local Ordinance or Other charges within those cases.

		Charges	Cases
SIMPSON	Felony	1,034	534
	Felony amended to Non-Felony	16	



27A.460(1) Conviction Percentages

27A.460(3) Percentage of Acquittals

27A.460(4) Percentage of Dismissals

* A case may consist of one or multiple convicted charges, the distinct count of cases counts the case only once.

* Other Disposition types include: Denied, Extradition, Grand Jury, Granted, Merged, Mistrial, Grand Jury, Other, Remanded, and Sealed Records.

* See methodology notes for information on any cases or charges that may be excluded.



ADMINISTRATIVE OFFICE OF THE COURTS
Research and Statistics
 Annual Report FY 2024
 Circuit Court - Felony Criminal Cases

SIMPSON COUNTY

Felony Charges Convicted by Highest Penalty Type

Penalty Type	FELONY			MISDEMEANOR			OTHER			VIOLATION			Grand Total		
	Charges	% of Chgs	Cases	Charges	% of Chgs	Cases	Charges	% of Chgs	Cases	Charges	% of Chgs	Cases	Charges	% of Chgs	Cases
Incarcerated Prison	1,885	41.6%	595	22	1.0%	15				2	0.7%	2	1,909	27.7%	598
Incarcerated Jail	526	11.6%	267	736	35.1%	379				17	6.3%	12	1,279	18.5%	549
Alternative: Home Incarceration				4	0.2%	2							4	0.1%	2
Alternative: Probation	2,021	44.6%	905	721	34.4%	380				9	3.3%	7	2,751	39.9%	926
Alternative: Cond. Discharged	64	1.4%	46	551	26.3%	284	1	100.0%	1	3	1.1%	1	619	9.0%	320
Alternative Sentence	1	0.0%	1	8	0.4%	7				26	9.6%	21	35	0.5%	27
Pay Fine	2	0.0%	2	13	0.6%	10				156	57.6%	109	171	2.5%	113
Pay Court Cost	1	0.0%	1	1	0.0%	1				3	1.1%	3	5	0.1%	5
Other Penalty	15	0.3%	12	26	1.2%	16				54	19.9%	37	95	1.4%	59
No Sentence	20	0.4%	15	14	0.7%	9				1	0.4%	1	35	0.5%	18
Grand Total	4,535	100.0%	1,774	2,096	100.0%	1,081	1	100.0%	1	271	100.0%	188	6,903	100.0%	2,139

27A.460(2) Percentages of fines, imprisonment, or other penalty assessment

Original & Final Plea Type

		GUILTY	NOT GUILTY	UNKNOWN PLEA TYPE	Grand Total
Felony Charges	Original Plea		23 (2.2%)	1,011 (97.8%)	1,034 (100.0%)
	Final Plea	13 (1.3%)	10 (1.0%)	1,011 (97.8%)	1,034 (100.0%)
Felony amended to Non-Felony	Original Plea			16 (100.0%)	16 (100.0%)
	Final Plea			16 (100.0%)	16 (100.0%)

27A.460(5) Percentage of pleas as charges

27A.460(6) Percentage of pleas to reduce charges

* A case may consist of one or multiple convicted charges, the distinct count of cases counts the case only once.

* Other Disposition types include: Denied, Extradition, Grand Jury, Granted, Merged, Mistrial, Grand Jury, Other, Remanded, and Sealed Records.

* See methodology notes for information on any cases or charges that may be excluded.



ADMINISTRATIVE OFFICE OF THE COURTS
Research and Statistics
 Annual Report FY 2024
 Circuit Court - Felony Criminal Cases

SIMPSON COUNTY

Cases can have multiple charges which are heard either by a Court Trial, Jury Trial, No Trial, or by a combination of trial types. Cases are categorized by how all the charges within the case were disposed. If all charges were disposed by the same trial type, it is counted in the separate category, otherwise, it is counted within the Mixed Trial category. If a charge had no trial type entered or it had No Trial, then it is counted in the No Trial category.

Cases by Trial Type
 27A.460(7), (8), (9), (10)

	Jury Trial	Mixed Trial Typ..	No Trial	Grand Total
Felony Amended Down to Non-Felony			15	15
			100.00%	100.00%
Felony Charges	1	30	503	534
	0.19%	5.62%	94.19%	100.00%
Felony Convictions		19	335	354
		5.37%	94.63%	100.00%

- 27A.460(7) Percentage of disposition to guilty as charged by trial
- 27A.460(8) Percentage of those found guilty of lesser charge by trial
- 27A.460(9) Percentage of cases where jury trial taken
- 27A.460(10) Percentage of trials which are bench (court) trials

Shock Probation by Disposition Type
 27A.440(3)(b)

	Denied	Granted	Other	Grand Total
0026090 SHOCK PROBATION IN FELONY CONVICTIONS	99	31	3	133
	74.44%	23.31%	2.26%	100.00%
0026100 SHOCK PROBATION IN MISDEMEANOR CONVICTIONS	1			1
	100.00%			100.00%

27A.440(3)(b) Extracted data on shock probation shall be placed in the annual report of the Administrative Office of the Courts

- * A case may consist of one or multiple convicted charges, the distinct count of cases counts the case only once.
- * Other Disposition types include: Denied, Extradition, Grand Jury, Granted, Merged, Mistrial, Grand Jury, Other, Remanded, and Sealed Records.
- * See methodology notes for information on any cases or charges that may be excluded.



ADMINISTRATIVE OFFICE OF THE COURTS
Research and Statistics
Annual Report FY 2024
Circuit Court - Felony Criminal Cases

SIMPSON COUNTY

Youthful Offenders

There were 0 Felony level charges and 0 Non-Felony level charges disposed within 0 Circuit Criminal cases during the fiscal year. Non-Felony charges include Misdemeanor, Violation, Local Ordinance, or Other charges within those cases.

27A.460(11)

27A.460(11) The number of juvenile offenders tried as an adult

Of the 0 Felony level charges disposed within the Youthful Offender cases, 0 (None%) charges were convicted.

Youthful Offender

	Grand Total
Felony Charges by Disposition Type	0

Note: A youth charged prior to their 18th birthday, proceeded against as a youthful offender under KRS 635.020(7) may not be included in the above.

KRS 635.020(7) If a person who is eighteen (18) or older is charged with a felony that occurred prior to their eighteenth birthday, the court shall, upon motion of the county attorney made prior to adjudication and consultation with the Commonwealth's Attorney, the case may proceed in accordance with the provisions of KRS 640.010.

* A case may consist of one or multiple convicted charges, the distinct count of cases counts the case only once.

* Other Disposition types include: Denied, Extradition, Grand Jury, Granted, Merged, Mistrial, Grand Jury, Other, Remanded, and Sealed Records.

* See methodology notes for information on any cases or charges that may be excluded.

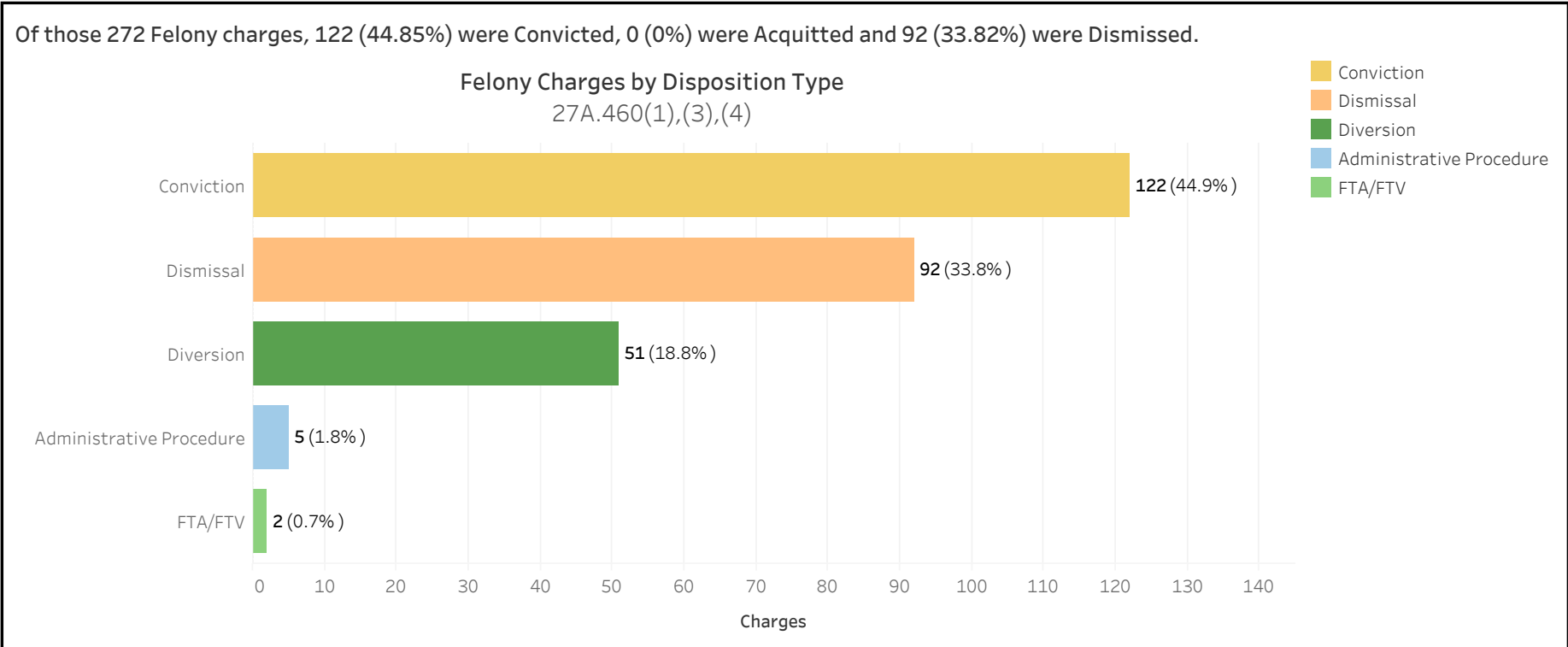


ADMINISTRATIVE OFFICE OF THE COURTS
Research and Statistics
 Annual Report FY 2024
 Circuit Court - Felony Criminal Cases

SPENCER COUNTY

There were 272 Felony level charges and 9 Non-Felony level charges disposed within 133 Circuit Criminal cases during the Fiscal Year. Non-Felony charges include Misdemeanor, Violation, Local Ordinance or Other charges within those cases.

		Charges	Cases
SPENCER	Felony	272	125
	Felony amended to Non-Felony	9	



27A.460(1) Conviction Percentages

27A.460(3) Percentage of Acquittals

27A.460(4) Percentage of Dismissals

* A case may consist of one or multiple convicted charges, the distinct count of cases counts the case only once.

* Other Disposition types include: Denied, Extradition, Grand Jury, Granted, Merged, Mistrial, Grand Jury, Other, Remanded, and Sealed Records.

* See methodology notes for information on any cases or charges that may be excluded.



ADMINISTRATIVE OFFICE OF THE COURTS
Research and Statistics
 Annual Report FY 2024
 Circuit Court - Felony Criminal Cases

SPENCER COUNTY

Felony Charges Convicted by Highest Penalty Type

Penalty Type	FELONY			MISDEMEANOR			OTHER			VIOLATION			Grand Total		
	Charges	% of Chgs	Cases	Charges	% of Chgs	Cases	Charges	% of Chgs	Cases	Charges	% of Chgs	Cases	Charges	% of Chgs	Cases
Incarcerated Prison	1,885	41.6%	595	22	1.0%	15				2	0.7%	2	1,909	27.7%	598
Incarcerated Jail	526	11.6%	267	736	35.1%	379				17	6.3%	12	1,279	18.5%	549
Alternative: Home Incarceration				4	0.2%	2							4	0.1%	2
Alternative: Probation	2,021	44.6%	905	721	34.4%	380				9	3.3%	7	2,751	39.9%	926
Alternative: Cond. Discharged	64	1.4%	46	551	26.3%	284	1	100.0%	1	3	1.1%	1	619	9.0%	320
Alternative Sentence	1	0.0%	1	8	0.4%	7				26	9.6%	21	35	0.5%	27
Pay Fine	2	0.0%	2	13	0.6%	10				156	57.6%	109	171	2.5%	113
Pay Court Cost	1	0.0%	1	1	0.0%	1				3	1.1%	3	5	0.1%	5
Other Penalty	15	0.3%	12	26	1.2%	16				54	19.9%	37	95	1.4%	59
No Sentence	20	0.4%	15	14	0.7%	9				1	0.4%	1	35	0.5%	18
Grand Total	4,535	100.0%	1,774	2,096	100.0%	1,081	1	100.0%	1	271	100.0%	188	6,903	100.0%	2,139

27A.460(2) Percentages of fines, imprisonment, or other penalty assessment

Original & Final Plea Type

		GUILTY	NOT GUILTY	UNKNOWN PLEA TYPE	Grand Total
Felony Charges	Original Plea	1 (0.4%)	16 (5.9%)	255 (93.8%)	272 (100.0%)
	Final Plea	16 (5.9%)	1 (0.4%)	255 (93.8%)	272 (100.0%)
Felony amended to Non-Felony	Original Plea		1 (11.1%)	8 (88.9%)	9 (100.0%)
	Final Plea		1 (11.1%)	8 (88.9%)	9 (100.0%)

27A.460(5) Percentage of pleas as charges

27A.460(6) Percentage of pleas to reduce charges

* A case may consist of one or multiple convicted charges, the distinct count of cases counts the case only once.

* Other Disposition types include: Denied, Extradition, Grand Jury, Granted, Merged, Mistrial, Grand Jury, Other, Remanded, and Sealed Records.

* See methodology notes for information on any cases or charges that may be excluded.



ADMINISTRATIVE OFFICE OF THE COURTS
Research and Statistics
 Annual Report FY 2024
 Circuit Court - Felony Criminal Cases

SPENCER COUNTY

Cases can have multiple charges which are heard either by a Court Trial, Jury Trial, No Trial, or by a combination of trial types. Cases are categorized by how all the charges within the case were disposed. If all charges were disposed by the same trial type, it is counted in the separate category, otherwise, it is counted within the Mixed Trial category. If a charge had no trial type entered or it had No Trial, then it is counted in the No Trial category.

Cases by Trial Type
 27A.460(7), (8), (9), (10)

	Mixed Trial Typ..	No Trial	Grand Total
Felony Amended Down to Non-Felony		8 100.00%	8 100.00%
Felony Charges	12 9.60%	113 90.40%	125 100.00%
Felony Convictions	5 8.47%	54 91.53%	59 100.00%

- 27A.460(7) Percentage of disposition to guilty as charged by trial
- 27A.460(8) Percentage of those found guilty of lesser charge by trial
- 27A.460(9) Percentage of cases where jury trial taken
- 27A.460(10) Percentage of trials which are bench (court) trials

Shock Probation by Disposition Type
 27A.440(3)(b)

	Denied	Grand Total
0026090 SHOCK PROBATION IN FELONY CONVICTIONS	10 100.00%	10 100.00%

27A.440(3)(b) Extracted data on shock probation shall be placed in the annual report of the Administrative Office of the Courts

- * A case may consist of one or multiple convicted charges, the distinct count of cases counts the case only once.
- * Other Disposition types include: Denied, Extradition, Grand Jury, Granted, Merged, Mistrial, Grand Jury, Other, Remanded, and Sealed Records.
- * See methodology notes for information on any cases or charges that may be excluded.



ADMINISTRATIVE OFFICE OF THE COURTS
Research and Statistics
 Annual Report FY 2024
 Circuit Court - Felony Criminal Cases

SPENCER COUNTY

Youthful Offenders

There were 3 Felony level charges and 0 Non-Felony level charges disposed within 2 Circuit Criminal cases during the fiscal year. Non-Felony charges include Misdemeanor, Violation, Local Ordinance, or Other charges within those cases.

27A.460(11)

	Charges	Cases
Felony	3	2
Felony Amended to Non-Felony	0	0

27A.460(11) The number of juvenile offenders tried as an adult

Of the 3 Felony level charges disposed within the Youthful Offender cases, 0 (0%) charges were convicted.

Youthful Offender

	Dismissal	Diversion	Grand Total
Felony Charges by Disposition Type	1	2	3

Note: A youth charged prior to their 18th birthday, proceeded against as a youthful offender under KRS 635.020(7) may not be included in the above.

KRS 635.020(7) If a person who is eighteen (18) or older is charged with a felony that occurred prior to their eighteenth birthday, the court shall, upon motion of the county attorney made prior to adjudication and consultation with the Commonwealth's Attorney, the case may proceed in accordance with the provisions of KRS 640.010.

* A case may consist of one or multiple convicted charges, the distinct count of cases counts the case only once.

* Other Disposition types include: Denied, Extradition, Grand Jury, Granted, Merged, Mistrial, Grand Jury, Other, Remanded, and Sealed Records.

* See methodology notes for information on any cases or charges that may be excluded.

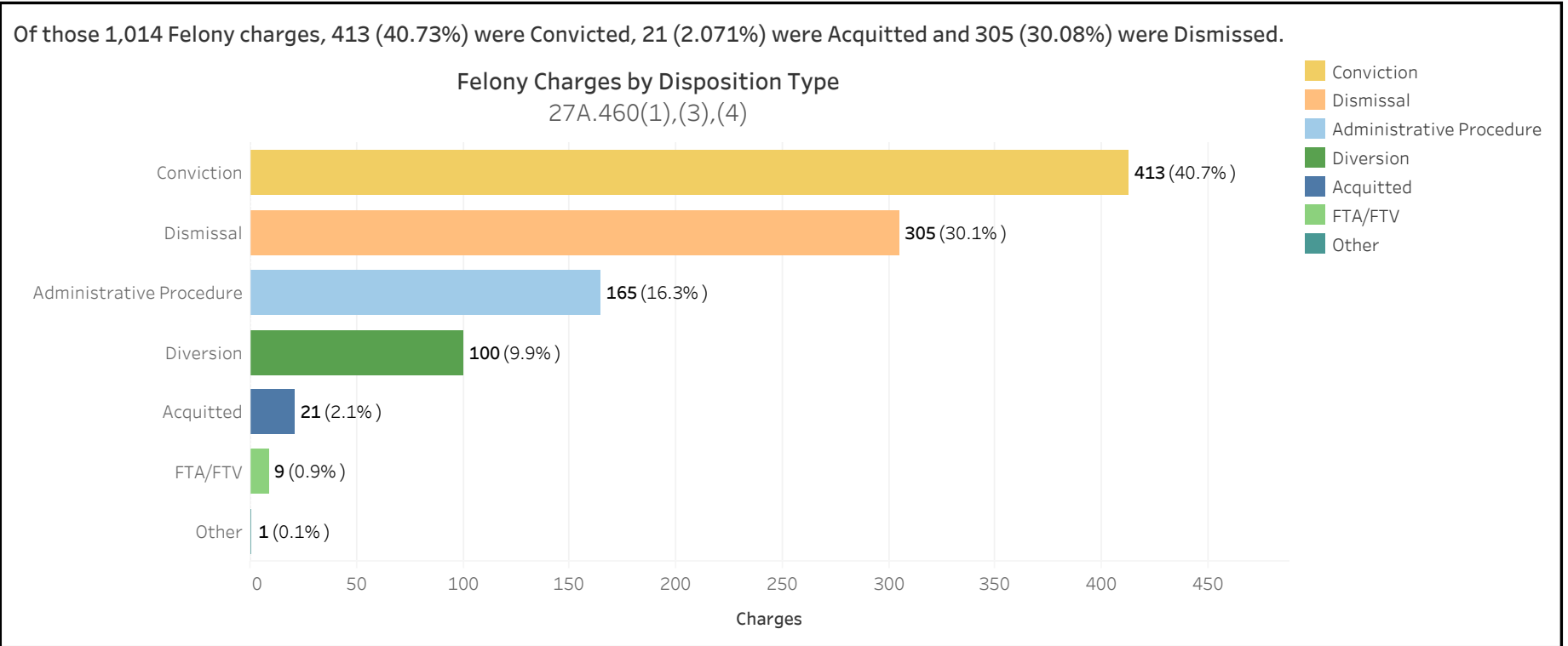


ADMINISTRATIVE OFFICE OF THE COURTS
Research and Statistics
 Annual Report FY 2024
 Circuit Court - Felony Criminal Cases

TAYLOR COUNTY

There were 1,014 Felony level charges and 24 Non-Felony level charges disposed within 419 Circuit Criminal cases during the Fiscal Year. Non-Felony charges include Misdemeanor, Violation, Local Ordinance or Other charges within those cases.

		Charges	Cases
TAYLOR	Felony	1,014	396
	Felony amended to Non-Felony	24	



27A.460(1) Conviction Percentages

27A.460(3) Percentage of Acquittals

27A.460(4) Percentage of Dismissals

* A case may consist of one or multiple convicted charges, the distinct count of cases counts the case only once.

* Other Disposition types include: Denied, Extradition, Grand Jury, Granted, Merged, Mistrial, Grand Jury, Other, Remanded, and Sealed Records.

* See methodology notes for information on any cases or charges that may be excluded.



ADMINISTRATIVE OFFICE OF THE COURTS
Research and Statistics
 Annual Report FY 2024
 Circuit Court - Felony Criminal Cases

TAYLOR COUNTY

Felony Charges Convicted by Highest Penalty Type

Penalty Type	FELONY			MISDEMEANOR			OTHER			VIOLATION			Grand Total		
	Charges	% of Chgs	Cases	Charges	% of Chgs	Cases	Charges	% of Chgs	Cases	Charges	% of Chgs	Cases	Charges	% of Chgs	Cases
Incarcerated Prison	1,885	41.6%	595	22	1.0%	15				2	0.7%	2	1,909	27.7%	598
Incarcerated Jail	526	11.6%	267	736	35.1%	379				17	6.3%	12	1,279	18.5%	549
Alternative: Home Incarceration				4	0.2%	2							4	0.1%	2
Alternative: Probation	2,021	44.6%	905	721	34.4%	380				9	3.3%	7	2,751	39.9%	926
Alternative: Cond. Discharged	64	1.4%	46	551	26.3%	284	1	100.0%	1	3	1.1%	1	619	9.0%	320
Alternative Sentence	1	0.0%	1	8	0.4%	7				26	9.6%	21	35	0.5%	27
Pay Fine	2	0.0%	2	13	0.6%	10				156	57.6%	109	171	2.5%	113
Pay Court Cost	1	0.0%	1	1	0.0%	1				3	1.1%	3	5	0.1%	5
Other Penalty	15	0.3%	12	26	1.2%	16				54	19.9%	37	95	1.4%	59
No Sentence	20	0.4%	15	14	0.7%	9				1	0.4%	1	35	0.5%	18
Grand Total	4,535	100.0%	1,774	2,096	100.0%	1,081	1	100.0%	1	271	100.0%	188	6,903	100.0%	2,139

27A.460(2) Percentages of fines, imprisonment, or other penalty assessment

Original & Final Plea Type

		GUILTY	NOT GUILTY	UNKNOWN PLEA TYPE	Grand Total
Felony Charges	Original Plea	8 (0.8%)	220 (21.7%)	786 (77.5%)	1,014 (100.0%)
	Final Plea	213 (21.0%)	15 (1.5%)	786 (77.5%)	1,014 (100.0%)
Felony amended to Non-Felony	Original Plea		1 (4.2%)	23 (95.8%)	24 (100.0%)
	Final Plea		1 (4.2%)	23 (95.8%)	24 (100.0%)

27A.460(5) Percentage of pleas as charges

27A.460(6) Percentage of pleas to reduce charges

* A case may consist of one or multiple convicted charges, the distinct count of cases counts the case only once.

* Other Disposition types include: Denied, Extradition, Grand Jury, Granted, Merged, Mistrial, Grand Jury, Other, Remanded, and Sealed Records.

* See methodology notes for information on any cases or charges that may be excluded.



ADMINISTRATIVE OFFICE OF THE COURTS
Research and Statistics
 Annual Report FY 2024
 Circuit Court - Felony Criminal Cases

TAYLOR COUNTY

Cases can have multiple charges which are heard either by a Court Trial, Jury Trial, No Trial, or by a combination of trial types. Cases are categorized by how all the charges within the case were disposed. If all charges were disposed by the same trial type, it is counted in the separate category, otherwise, it is counted within the Mixed Trial category. If a charge had no trial type entered or it had No Trial, then it is counted in the No Trial category.

Cases by Trial Type
 27A.460(7), (8), (9), (10)

	Jury Trial	Mixed Trial Typ..	No Trial	Grand Total
Felony Amended Down to Non-Felony		1 4.35%	22 95.65%	23 100.00%
Felony Charges	1 0.25%	5 1.26%	390 98.48%	396 100.00%
Felony Convictions		2 0.90%	219 99.10%	221 100.00%

- 27A.460(7) Percentage of disposition to guilty as charged by trial
- 27A.460(8) Percentage of those found guilty of lesser charge by trial
- 27A.460(9) Percentage of cases where jury trial taken
- 27A.460(10) Percentage of trials which are bench (court) trials

Shock Probation by Disposition Type
 27A.440(3)(b)

	Denied	Granted	Grand Total
0026090 SHOCK PROBATION IN FELONY CONVICTIONS	26 74.29%	9 25.71%	35 100.00%

27A.440(3)(b) Extracted data on shock probation shall be placed in the annual report of the Administrative Office of the Courts

* A case may consist of one or multiple convicted charges, the distinct count of cases counts the case only once.
 * Other Disposition types include: Denied, Extradition, Grand Jury, Granted, Merged, Mistrial, Grand Jury, Other, Remanded, and Sealed Records.
 * See methodology notes for information on any cases or charges that may be excluded.



ADMINISTRATIVE OFFICE OF THE COURTS
Research and Statistics
Annual Report FY 2024
Circuit Court - Felony Criminal Cases

TAYLOR COUNTY

Youthful Offenders

There were 0 Felony level charges and 0 Non-Felony level charges disposed within 0 Circuit Criminal cases during the fiscal year. Non-Felony charges include Misdemeanor, Violation, Local Ordinance, or Other charges within those cases.

27A.460(11)

27A.460(11) The number of juvenile offenders tried as an adult

Of the 0 Felony level charges disposed within the Youthful Offender cases, 0 (None%) charges were convicted.

Youthful Offender

	Grand Total
Felony Charges by Disposition Type	0

Note: A youth charged prior to their 18th birthday, proceeded against as a youthful offender under KRS 635.020(7) may not be included in the above.

KRS 635.020(7) If a person who is eighteen (18) or older is charged with a felony that occurred prior to their eighteenth birthday, the court shall, upon motion of the county attorney made prior to adjudication and consultation with the Commonwealth's Attorney, the case may proceed in accordance with the provisions of KRS 640.010.

* A case may consist of one or multiple convicted charges, the distinct count of cases counts the case only once.

* Other Disposition types include: Denied, Extradition, Grand Jury, Granted, Merged, Mistrial, Grand Jury, Other, Remanded, and Sealed Records.

* See methodology notes for information on any cases or charges that may be excluded.

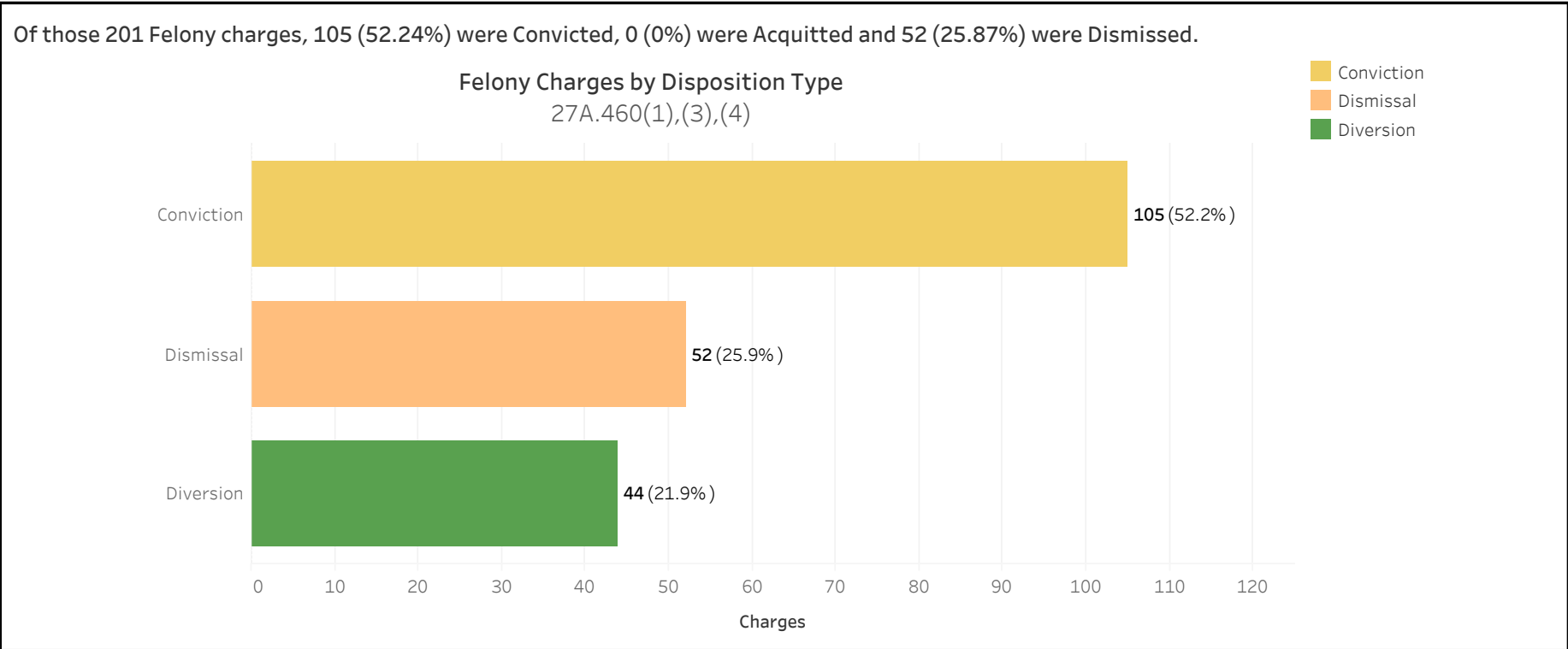


ADMINISTRATIVE OFFICE OF THE COURTS
Research and Statistics
 Annual Report FY 2024
 Circuit Court - Felony Criminal Cases

TODD COUNTY

There were 201 Felony level charges and 3 Non-Felony level charges disposed within 106 Circuit Criminal cases during the Fiscal Year. Non-Felony charges include Misdemeanor, Violation, Local Ordinance or Other charges within those cases.

		Charges	Cases
TODD	Felony	201	103
	Felony amended to Non-Felony	3	



27A.460(1) Conviction Percentages

27A.460(3) Percentage of Acquittals

27A.460(4) Percentage of Dismissals

* A case may consist of one or multiple convicted charges, the distinct count of cases counts the case only once.

* Other Disposition types include: Denied, Extradition, Grand Jury, Granted, Merged, Mistrial, Grand Jury, Other, Remanded, and Sealed Records.

* See methodology notes for information on any cases or charges that may be excluded.



ADMINISTRATIVE OFFICE OF THE COURTS
Research and Statistics
 Annual Report FY 2024
 Circuit Court - Felony Criminal Cases

TODD COUNTY

Felony Charges Convicted by Highest Penalty Type

Penalty Type	FELONY			MISDEMEANOR			OTHER			VIOLATION			Grand Total		
	Charges	% of Chgs	Cases	Charges	% of Chgs	Cases	Charges	% of Chgs	Cases	Charges	% of Chgs	Cases	Charges	% of Chgs	Cases
Incarcerated Prison	1,885	41.6%	595	22	1.0%	15				2	0.7%	2	1,909	27.7%	598
Incarcerated Jail	526	11.6%	267	736	35.1%	379				17	6.3%	12	1,279	18.5%	549
Alternative: Home Incarceration				4	0.2%	2							4	0.1%	2
Alternative: Probation	2,021	44.6%	905	721	34.4%	380				9	3.3%	7	2,751	39.9%	926
Alternative: Cond. Discharged	64	1.4%	46	551	26.3%	284	1	100.0%	1	3	1.1%	1	619	9.0%	320
Alternative Sentence	1	0.0%	1	8	0.4%	7				26	9.6%	21	35	0.5%	27
Pay Fine	2	0.0%	2	13	0.6%	10				156	57.6%	109	171	2.5%	113
Pay Court Cost	1	0.0%	1	1	0.0%	1				3	1.1%	3	5	0.1%	5
Other Penalty	15	0.3%	12	26	1.2%	16				54	19.9%	37	95	1.4%	59
No Sentence	20	0.4%	15	14	0.7%	9				1	0.4%	1	35	0.5%	18
Grand Total	4,535	100.0%	1,774	2,096	100.0%	1,081	1	100.0%	1	271	100.0%	188	6,903	100.0%	2,139

27A.460(2) Percentages of fines, imprisonment, or other penalty assessment

Original & Final Plea Type

		GUILTY	NOT GUILTY	UNKNOWN PLEA TYPE	Grand Total
Felony Charges	Original Plea	22 (10.9%)	85 (42.3%)	94 (46.8%)	201 (100.0%)
	Final Plea	103 (51.2%)	4 (2.0%)	94 (46.8%)	201 (100.0%)
Felony amended to Non-Felony	Original Plea			3 (100.0%)	3 (100.0%)
	Final Plea			3 (100.0%)	3 (100.0%)

27A.460(5) Percentage of pleas as charges

27A.460(6) Percentage of pleas to reduce charges

* A case may consist of one or multiple convicted charges, the distinct count of cases counts the case only once.

* Other Disposition types include: Denied, Extradition, Grand Jury, Granted, Merged, Mistrial, Grand Jury, Other, Remanded, and Sealed Records.

* See methodology notes for information on any cases or charges that may be excluded.



ADMINISTRATIVE OFFICE OF THE COURTS
Research and Statistics
 Annual Report FY 2024
 Circuit Court - Felony Criminal Cases

TODD COUNTY

Cases can have multiple charges which are heard either by a Court Trial, Jury Trial, No Trial, or by a combination of trial types. Cases are categorized by how all the charges within the case were disposed. If all charges were disposed by the same trial type, it is counted in the separate category, otherwise, it is counted within the Mixed Trial category. If a charge had no trial type entered or it had No Trial, then it is counted in the No Trial category.

Cases by Trial Type
 27A.460(7), (8), (9), (10)

	No Trial	Grand Total
Felony Amended Down to Non-Felony	3 100.0%	3 100.0%
Felony Charges	103 100.0%	103 100.0%
Felony Convictions	53 100.0%	53 100.0%

- 27A.460(7) Percentage of disposition to guilty as charged by trial
- 27A.460(8) Percentage of those found guilty of lesser charge by trial
- 27A.460(9) Percentage of cases where jury trial taken
- 27A.460(10) Percentage of trials which are bench (court) trials

Shock Probation by Disposition Type
 27A.440(3)(b)

	Denied	Granted	Grand Total
0026090 SHOCK PROBATION IN FELONY CONVICTIONS	1 11.11%	8 88.89%	9 100.00%

27A.440(3)(b) Extracted data on shock probation shall be placed in the annual report of the Administrative Office of the Courts

* A case may consist of one or multiple convicted charges, the distinct count of cases counts the case only once.
 * Other Disposition types include: Denied, Extradition, Grand Jury, Granted, Merged, Mistrial, Grand Jury, Other, Remanded, and Sealed Records.
 * See methodology notes for information on any cases or charges that may be excluded.



ADMINISTRATIVE OFFICE OF THE COURTS
Research and Statistics
Annual Report FY 2024
Circuit Court - Felony Criminal Cases

TODD COUNTY

Youthful Offenders

There were 0 Felony level charges and 0 Non-Felony level charges disposed within 0 Circuit Criminal cases during the fiscal year. Non-Felony charges include Misdemeanor, Violation, Local Ordinance, or Other charges within those cases.

27A.460(11)

27A.460(11) The number of juvenile offenders tried as an adult

Of the 0 Felony level charges disposed within the Youthful Offender cases, 0 (None%) charges were convicted.

Youthful Offender

	Grand Total
Felony Charges by Disposition Type	0

Note: A youth charged prior to their 18th birthday, proceeded against as a youthful offender under KRS 635.020(7) may not be included in the above.

KRS 635.020(7) If a person who is eighteen (18) or older is charged with a felony that occurred prior to their eighteenth birthday, the court shall, upon motion of the county attorney made prior to adjudication and consultation with the Commonwealth's Attorney, the case may proceed in accordance with the provisions of KRS 640.010.

* A case may consist of one or multiple convicted charges, the distinct count of cases counts the case only once.

* Other Disposition types include: Denied, Extradition, Grand Jury, Granted, Merged, Mistrial, Grand Jury, Other, Remanded, and Sealed Records.

* See methodology notes for information on any cases or charges that may be excluded.

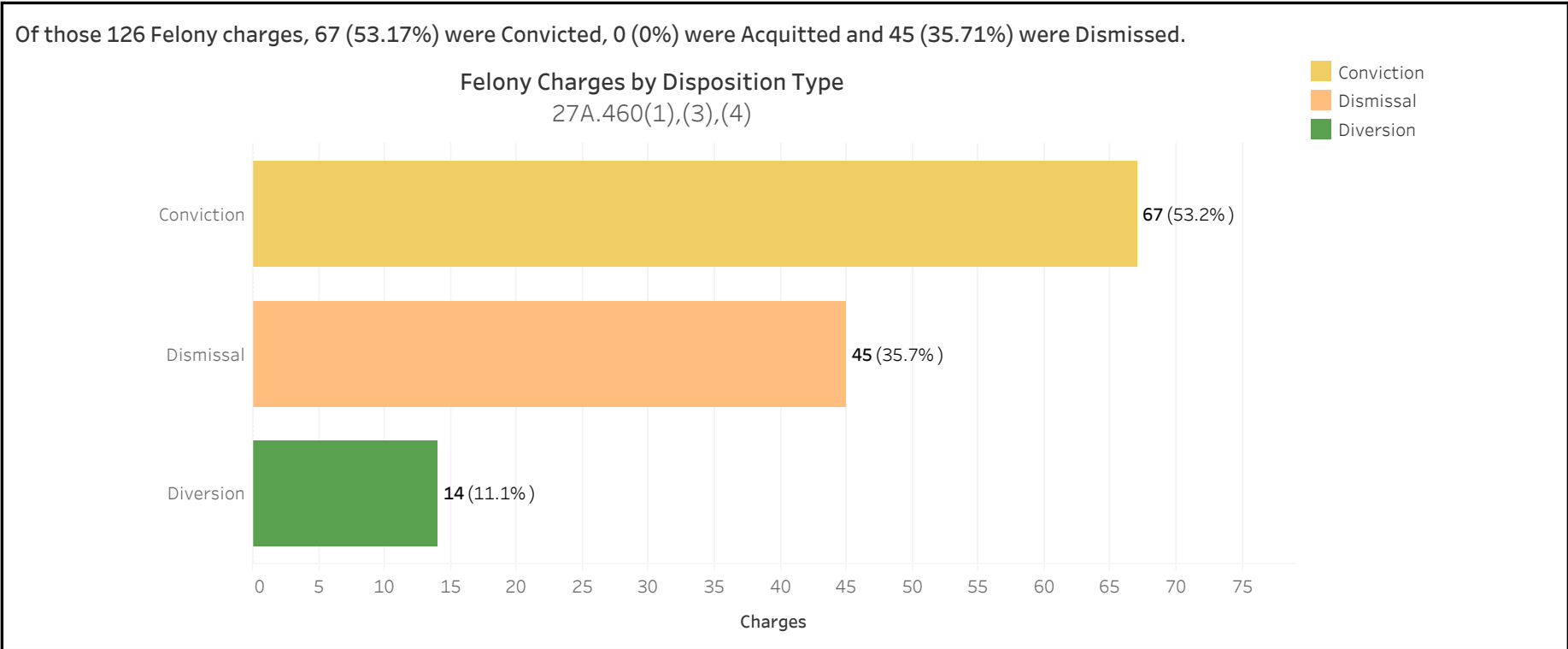


ADMINISTRATIVE OFFICE OF THE COURTS
Research and Statistics
 Annual Report FY 2024
 Circuit Court - Felony Criminal Cases

TRIGG COUNTY

There were 126 Felony level charges and 16 Non-Felony level charges disposed within 86 Circuit Criminal cases during the Fiscal Year. Non-Felony charges include Misdemeanor, Violation, Local Ordinance or Other charges within those cases.

		Charges	Cases
TRIGG	Felony	126	75
	Felony amended to Non-Felony	16	



27A.460(1) Conviction Percentages

27A.460(3) Percentage of Acquittals

27A.460(4) Percentage of Dismissals

* A case may consist of one or multiple convicted charges, the distinct count of cases counts the case only once.

* Other Disposition types include: Denied, Extradition, Grand Jury, Granted, Merged, Mistrial, Grand Jury, Other, Remanded, and Sealed Records.

* See methodology notes for information on any cases or charges that may be excluded.



ADMINISTRATIVE OFFICE OF THE COURTS
Research and Statistics
 Annual Report FY 2024
 Circuit Court - Felony Criminal Cases

TRIGG COUNTY

Felony Charges Convicted by Highest Penalty Type

Penalty Type	FELONY			MISDEMEANOR			OTHER			VIOLATION			Grand Total		
	Charges	% of Chgs	Cases	Charges	% of Chgs	Cases	Charges	% of Chgs	Cases	Charges	% of Chgs	Cases	Charges	% of Chgs	Cases
Incarcerated Prison	1,885	41.6%	595	22	1.0%	15				2	0.7%	2	1,909	27.7%	598
Incarcerated Jail	526	11.6%	267	736	35.1%	379				17	6.3%	12	1,279	18.5%	549
Alternative: Home Incarceration				4	0.2%	2							4	0.1%	2
Alternative: Probation	2,021	44.6%	905	721	34.4%	380				9	3.3%	7	2,751	39.9%	926
Alternative: Cond. Discharged	64	1.4%	46	551	26.3%	284	1	100.0%	1	3	1.1%	1	619	9.0%	320
Alternative Sentence	1	0.0%	1	8	0.4%	7				26	9.6%	21	35	0.5%	27
Pay Fine	2	0.0%	2	13	0.6%	10				156	57.6%	109	171	2.5%	113
Pay Court Cost	1	0.0%	1	1	0.0%	1				3	1.1%	3	5	0.1%	5
Other Penalty	15	0.3%	12	26	1.2%	16				54	19.9%	37	95	1.4%	59
No Sentence	20	0.4%	15	14	0.7%	9				1	0.4%	1	35	0.5%	18
Grand Total	4,535	100.0%	1,774	2,096	100.0%	1,081	1	100.0%	1	271	100.0%	188	6,903	100.0%	2,139

27A.460(2) Percentages of fines, imprisonment, or other penalty assessment

Original & Final Plea Type

		GUILTY	NOT GUILTY	UNKNOWN PLEA TYPE	Grand Total
Felony Charges	Original Plea		2 (1.6%)	124 (98.4%)	126 (100.0%)
	Final Plea	2 (1.6%)		124 (98.4%)	126 (100.0%)
Felony amended to Non-Felony	Original Plea			16 (100.0%)	16 (100.0%)
	Final Plea			16 (100.0%)	16 (100.0%)

27A.460(5) Percentage of pleas as charges

27A.460(6) Percentage of pleas to reduce charges

* A case may consist of one or multiple convicted charges, the distinct count of cases counts the case only once.

* Other Disposition types include: Denied, Extradition, Grand Jury, Granted, Merged, Mistrial, Grand Jury, Other, Remanded, and Sealed Records.

* See methodology notes for information on any cases or charges that may be excluded.



ADMINISTRATIVE OFFICE OF THE COURTS
Research and Statistics
 Annual Report FY 2024
 Circuit Court - Felony Criminal Cases

TRIGG COUNTY

Cases can have multiple charges which are heard either by a Court Trial, Jury Trial, No Trial, or by a combination of trial types. Cases are categorized by how all the charges within the case were disposed. If all charges were disposed by the same trial type, it is counted in the separate category, otherwise, it is counted within the Mixed Trial category. If a charge had no trial type entered or it had No Trial, then it is counted in the No Trial category.

Cases by Trial Type
 27A.460(7), (8), (9), (10)

	Jury Trial	Mixed Trial Typ..	No Trial	Grand Total
Felony Amended Down to Non-Felony			11	11
			100.00%	100.00%
Felony Charges	1	3	71	75
	1.33%	4.00%	94.67%	100.00%
Felony Convictions	1	2	33	36
	2.78%	5.56%	91.67%	100.00%

- 27A.460(7) Percentage of disposition to guilty as charged by trial
- 27A.460(8) Percentage of those found guilty of lesser charge by trial
- 27A.460(9) Percentage of cases where jury trial taken
- 27A.460(10) Percentage of trials which are bench (court) trials

Shock Probation by Disposition Type
 27A.440(3)(b)

	Denied	Granted	Grand Total
0026090 SHOCK PROBATION IN FELONY CONVICTIONS	11	6	17
	64.71%	35.29%	100.00%

27A.440(3)(b) Extracted data on shock probation shall be placed in the annual report of the Administrative Office of the Courts

* A case may consist of one or multiple convicted charges, the distinct count of cases counts the case only once.
 * Other Disposition types include: Denied, Extradition, Grand Jury, Granted, Merged, Mistrial, Grand Jury, Other, Remanded, and Sealed Records.
 * See methodology notes for information on any cases or charges that may be excluded.



ADMINISTRATIVE OFFICE OF THE COURTS
Research and Statistics
 Annual Report FY 2024
 Circuit Court - Felony Criminal Cases

TRIGG COUNTY

Youthful Offenders

There were 0 Felony level charges and 0 Non-Felony level charges disposed within 0 Circuit Criminal cases during the fiscal year. Non-Felony charges include Misdemeanor, Violation, Local Ordinance, or Other charges within those cases.

27A.460(11)

27A.460(11) The number of juvenile offenders tried as an adult

Of the 0 Felony level charges disposed within the Youthful Offender cases, 0 (None%) charges were convicted.

Youthful Offender

Felony Charges by Disposition Type	0	Grand Total 0

Note: A youth charged prior to their 18th birthday, proceeded against as a youthful offender under KRS 635.020(7) may not be included in the above.

KRS 635.020(7) If a person who is eighteen (18) or older is charged with a felony that occurred prior to their eighteenth birthday, the court shall, upon motion of the county attorney made prior to adjudication and consultation with the Commonwealth's Attorney, the case may proceed in accordance with the provisions of KRS 640.010.

* A case may consist of one or multiple convicted charges, the distinct count of cases counts the case only once.

* Other Disposition types include: Denied, Extradition, Grand Jury, Granted, Merged, Mistrial, Grand Jury, Other, Remanded, and Sealed Records.

* See methodology notes for information on any cases or charges that may be excluded.

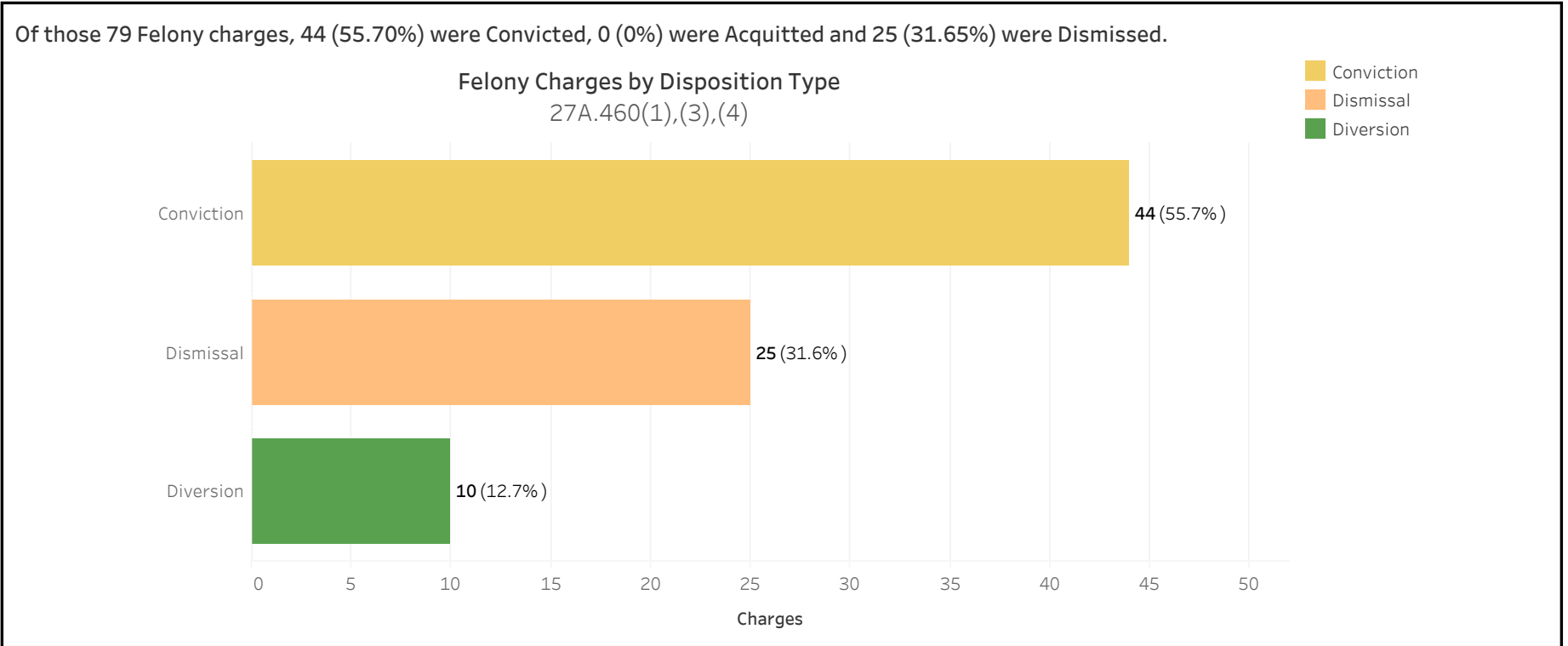


ADMINISTRATIVE OFFICE OF THE COURTS
Research and Statistics
 Annual Report FY 2024
 Circuit Court - Felony Criminal Cases

TRIMBLE COUNTY

There were 79 Felony level charges and 2 Non-Felony level charges disposed within 52 Circuit Criminal cases during the Fiscal Year. Non-Felony charges include Misdemeanor, Violation, Local Ordinance or Other charges within those cases.

		Charges	Cases
TRIMBLE	Felony	79	50
	Felony amended to Non-Felony	2	



27A.460(1) Conviction Percentages

27A.460(3) Percentage of Acquittals

27A.460(4) Percentage of Dismissals

* A case may consist of one or multiple convicted charges, the distinct count of cases counts the case only once.

* Other Disposition types include: Denied, Extradition, Grand Jury, Granted, Merged, Mistrial, Grand Jury, Other, Remanded, and Sealed Records.

* See methodology notes for information on any cases or charges that may be excluded.



ADMINISTRATIVE OFFICE OF THE COURTS
Research and Statistics
 Annual Report FY 2024
 Circuit Court - Felony Criminal Cases

TRIMBLE COUNTY

Felony Charges Convicted by Highest Penalty Type

Penalty Type	FELONY			MISDEMEANOR			OTHER			VIOLATION			Grand Total		
	Charges	% of Chgs	Cases	Charges	% of Chgs	Cases	Charges	% of Chgs	Cases	Charges	% of Chgs	Cases	Charges	% of Chgs	Cases
Incarcerated Prison	1,885	41.6%	595	22	1.0%	15				2	0.7%	2	1,909	27.7%	598
Incarcerated Jail	526	11.6%	267	736	35.1%	379				17	6.3%	12	1,279	18.5%	549
Alternative: Home Incarceration				4	0.2%	2							4	0.1%	2
Alternative: Probation	2,021	44.6%	905	721	34.4%	380				9	3.3%	7	2,751	39.9%	926
Alternative: Cond. Discharged	64	1.4%	46	551	26.3%	284	1	100.0%	1	3	1.1%	1	619	9.0%	320
Alternative Sentence	1	0.0%	1	8	0.4%	7				26	9.6%	21	35	0.5%	27
Pay Fine	2	0.0%	2	13	0.6%	10				156	57.6%	109	171	2.5%	113
Pay Court Cost	1	0.0%	1	1	0.0%	1				3	1.1%	3	5	0.1%	5
Other Penalty	15	0.3%	12	26	1.2%	16				54	19.9%	37	95	1.4%	59
No Sentence	20	0.4%	15	14	0.7%	9				1	0.4%	1	35	0.5%	18
Grand Total	4,535	100.0%	1,774	2,096	100.0%	1,081	1	100.0%	1	271	100.0%	188	6,903	100.0%	2,139

27A.460(2) Percentages of fines, imprisonment, or other penalty assessment

Original & Final Plea Type

		GUILTY	NOT GUILTY	UNKNOWN PLEA TYPE	Grand Total
Felony Charges	Original Plea	33 (41.8%)	38 (48.1%)	8 (10.1%)	79 (100.0%)
	Final Plea	54 (68.4%)	17 (21.5%)	8 (10.1%)	79 (100.0%)
Felony amended to Non-Felony	Original Plea		2 (100.0%)		2 (100.0%)
	Final Plea		2 (100.0%)		2 (100.0%)

27A.460(5) Percentage of pleas as charges

27A.460(6) Percentage of pleas to reduce charges

* A case may consist of one or multiple convicted charges, the distinct count of cases counts the case only once.

* Other Disposition types include: Denied, Extradition, Grand Jury, Granted, Merged, Mistrial, Grand Jury, Other, Remanded, and Sealed Records.

* See methodology notes for information on any cases or charges that may be excluded.



ADMINISTRATIVE OFFICE OF THE COURTS
Research and Statistics
 Annual Report FY 2024
 Circuit Court - Felony Criminal Cases

TRIMBLE COUNTY

Cases can have multiple charges which are heard either by a Court Trial, Jury Trial, No Trial, or by a combination of trial types. Cases are categorized by how all the charges within the case were disposed. If all charges were disposed by the same trial type, it is counted in the separate category, otherwise, it is counted within the Mixed Trial category. If a charge had no trial type entered or it had No Trial, then it is counted in the No Trial category.

Cases by Trial Type
 27A.460(7), (8), (9), (10)

	Jury Trial	No Trial	Grand Total
Felony Amended Down to Non-Felony		2 100.00%	2 100.00%
Felony Charges	1 2.00%	49 98.00%	50 100.00%
Felony Convictions	1 3.03%	32 96.97%	33 100.00%

- 27A.460(7) Percentage of disposition to guilty as charged by trial
- 27A.460(8) Percentage of those found guilty of lesser charge by trial
- 27A.460(9) Percentage of cases where jury trial taken
- 27A.460(10) Percentage of trials which are bench (court) trials

Shock Probation by Disposition Type
 27A.440(3)(b)

	Grand Total
0	0

27A.440(3)(b) Extracted data on shock probation shall be placed in the annual report of the Administrative Office of the Courts

* A case may consist of one or multiple convicted charges, the distinct count of cases counts the case only once.
 * Other Disposition types include: Denied, Extradition, Grand Jury, Granted, Merged, Mistrial, Grand Jury, Other, Remanded, and Sealed Records.
 * See methodology notes for information on any cases or charges that may be excluded.



ADMINISTRATIVE OFFICE OF THE COURTS
Research and Statistics
 Annual Report FY 2024
 Circuit Court - Felony Criminal Cases

TRIMBLE COUNTY

Youthful Offenders

There were 0 Felony level charges and 0 Non-Felony level charges disposed within 0 Circuit Criminal cases during the fiscal year. Non-Felony charges include Misdemeanor, Violation, Local Ordinance, or Other charges within those cases.

27A.460(11)

27A.460(11) The number of juvenile offenders tried as an adult

Of the 0 Felony level charges disposed within the Youthful Offender cases, 0 (None%) charges were convicted.

Youthful Offender

		Grand Total
Felony Charges by Disposition Type	0	0

Note: A youth charged prior to their 18th birthday, proceeded against as a youthful offender under KRS 635.020(7) may not be included in the above.

KRS 635.020(7) If a person who is eighteen (18) or older is charged with a felony that occurred prior to their eighteenth birthday, the court shall, upon motion of the county attorney made prior to adjudication and consultation with the Commonwealth's Attorney, the case may proceed in accordance with the provisions of KRS 640.010.

* A case may consist of one or multiple convicted charges, the distinct count of cases counts the case only once.

* Other Disposition types include: Denied, Extradition, Grand Jury, Granted, Merged, Mistrial, Grand Jury, Other, Remanded, and Sealed Records.

* See methodology notes for information on any cases or charges that may be excluded.

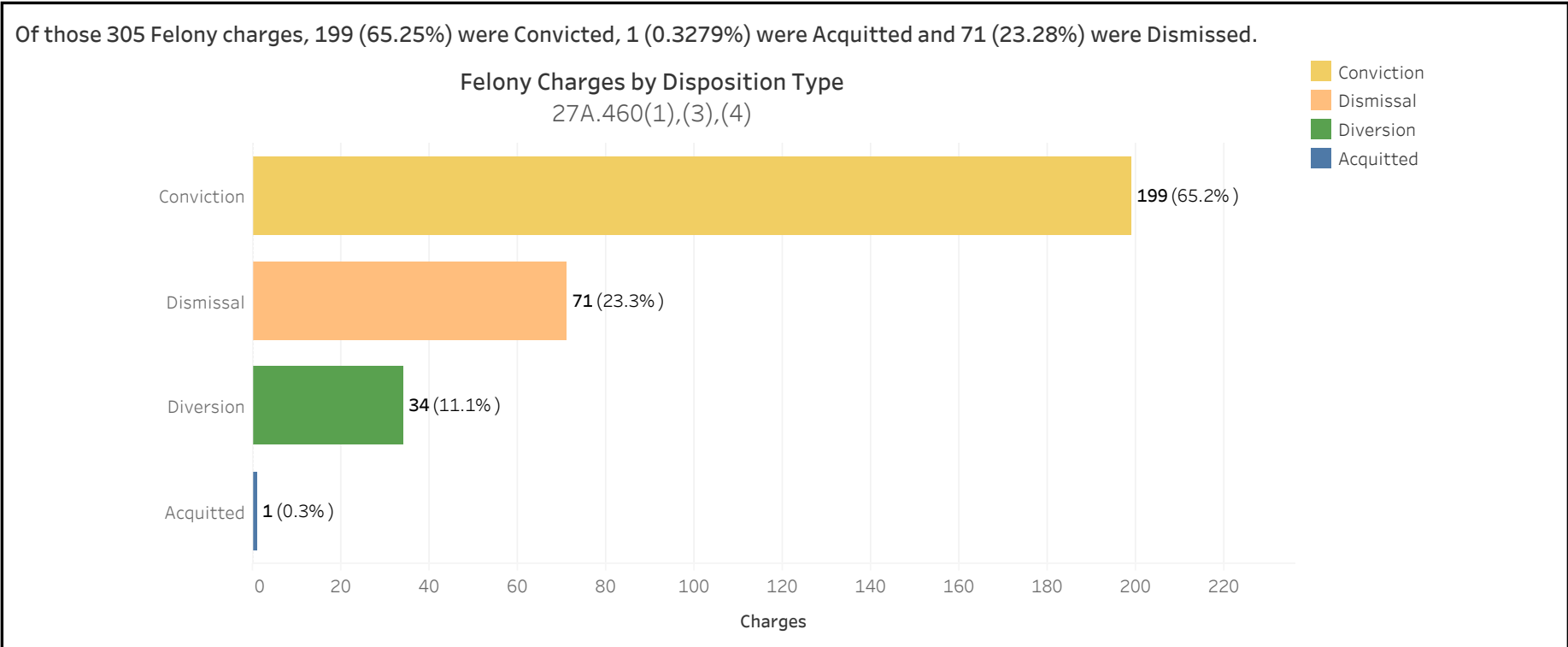


ADMINISTRATIVE OFFICE OF THE COURTS
Research and Statistics
 Annual Report FY 2024
 Circuit Court - Felony Criminal Cases

UNION COUNTY

There were 305 Felony level charges and 13 Non-Felony level charges disposed within 195 Circuit Criminal cases during the Fiscal Year. Non-Felony charges include Misdemeanor, Violation, Local Ordinance or Other charges within those cases.

		Charges	Cases
UNION	Felony	305	182
	Felony amended to Non-Felony	13	



27A.460(1) Conviction Percentages

27A.460(3) Percentage of Acquittals

27A.460(4) Percentage of Dismissals

* A case may consist of one or multiple convicted charges, the distinct count of cases counts the case only once.

* Other Disposition types include: Denied, Extradition, Grand Jury, Granted, Merged, Mistrial, Grand Jury, Other, Remanded, and Sealed Records.

* See methodology notes for information on any cases or charges that may be excluded.



ADMINISTRATIVE OFFICE OF THE COURTS
Research and Statistics
 Annual Report FY 2024
 Circuit Court - Felony Criminal Cases

UNION COUNTY

Felony Charges Convicted by Highest Penalty Type

Penalty Type	FELONY			MISDEMEANOR			OTHER			VIOLATION			Grand Total		
	Charges	% of Chgs	Cases	Charges	% of Chgs	Cases	Charges	% of Chgs	Cases	Charges	% of Chgs	Cases	Charges	% of Chgs	Cases
Incarcerated Prison	1,885	41.6%	595	22	1.0%	15				2	0.7%	2	1,909	27.7%	598
Incarcerated Jail	526	11.6%	267	736	35.1%	379				17	6.3%	12	1,279	18.5%	549
Alternative: Home Incarceration				4	0.2%	2							4	0.1%	2
Alternative: Probation	2,021	44.6%	905	721	34.4%	380				9	3.3%	7	2,751	39.9%	926
Alternative: Cond. Discharged	64	1.4%	46	551	26.3%	284	1	100.0%	1	3	1.1%	1	619	9.0%	320
Alternative Sentence	1	0.0%	1	8	0.4%	7				26	9.6%	21	35	0.5%	27
Pay Fine	2	0.0%	2	13	0.6%	10				156	57.6%	109	171	2.5%	113
Pay Court Cost	1	0.0%	1	1	0.0%	1				3	1.1%	3	5	0.1%	5
Other Penalty	15	0.3%	12	26	1.2%	16				54	19.9%	37	95	1.4%	59
No Sentence	20	0.4%	15	14	0.7%	9				1	0.4%	1	35	0.5%	18
Grand Total	4,535	100.0%	1,774	2,096	100.0%	1,081	1	100.0%	1	271	100.0%	188	6,903	100.0%	2,139

27A.460(2) Percentages of fines, imprisonment, or other penalty assessment

Original & Final Plea Type

		GUILTY	NOT GUILTY	UNKNOWN PLEA TYPE	Grand Total
Felony Charges	Original Plea	1 (0.3%)	3 (1.0%)	301 (98.7%)	305 (100.0%)
	Final Plea	2 (0.7%)	2 (0.7%)	301 (98.7%)	305 (100.0%)
Felony amended to Non-Felony	Original Plea			13 (100.0%)	13 (100.0%)
	Final Plea			13 (100.0%)	13 (100.0%)

27A.460(5) Percentage of pleas as charges

27A.460(6) Percentage of pleas to reduce charges

* A case may consist of one or multiple convicted charges, the distinct count of cases counts the case only once.

* Other Disposition types include: Denied, Extradition, Grand Jury, Granted, Merged, Mistrial, Grand Jury, Other, Remanded, and Sealed Records.

* See methodology notes for information on any cases or charges that may be excluded.



ADMINISTRATIVE OFFICE OF THE COURTS
Research and Statistics
 Annual Report FY 2024
 Circuit Court - Felony Criminal Cases

UNION COUNTY

Cases can have multiple charges which are heard either by a Court Trial, Jury Trial, No Trial, or by a combination of trial types. Cases are categorized by how all the charges within the case were disposed. If all charges were disposed by the same trial type, it is counted in the separate category, otherwise, it is counted within the Mixed Trial category. If a charge had no trial type entered or it had No Trial, then it is counted in the No Trial category.

Cases by Trial Type
 27A.460(7), (8), (9), (10)

	Jury Trial	Mixed Trial Typ..	No Trial	Grand Total
Felony Amended Down to Non-Felony			13 100.00%	13 100.00%
Felony Charges	1 0.55%	7 3.85%	174 95.60%	182 100.00%
Felony Convictions		5 4.59%	104 95.41%	109 100.00%

- 27A.460(7) Percentage of disposition to guilty as charged by trial
- 27A.460(8) Percentage of those found guilty of lesser charge by trial
- 27A.460(9) Percentage of cases where jury trial taken
- 27A.460(10) Percentage of trials which are bench (court) trials

Shock Probation by Disposition Type
 27A.440(3)(b)

	Denied	Granted	Grand Total
0026090 SHOCK PROBATION IN FELONY CONVICTIONS	17 35.42%	31 64.58%	48 100.00%

27A.440(3)(b) Extracted data on shock probation shall be placed in the annual report of the Administrative Office of the Courts

* A case may consist of one or multiple convicted charges, the distinct count of cases counts the case only once.
 * Other Disposition types include: Denied, Extradition, Grand Jury, Granted, Merged, Mistrial, Grand Jury, Other, Remanded, and Sealed Records.
 * See methodology notes for information on any cases or charges that may be excluded.



ADMINISTRATIVE OFFICE OF THE COURTS
Research and Statistics
 Annual Report FY 2024
 Circuit Court - Felony Criminal Cases

UNION COUNTY

Youthful Offenders

There were 0 Felony level charges and 0 Non-Felony level charges disposed within 0 Circuit Criminal cases during the fiscal year. Non-Felony charges include Misdemeanor, Violation, Local Ordinance, or Other charges within those cases.

27A.460(11)

27A.460(11) The number of juvenile offenders tried as an adult

Of the 0 Felony level charges disposed within the Youthful Offender cases, 0 (None%) charges were convicted.

Youthful Offender

Felony Charges by Disposition Type	0	Grand Total	0

Note: A youth charged prior to their 18th birthday, proceeded against as a youthful offender under KRS 635.020(7) may not be included in the above.

KRS 635.020(7) If a person who is eighteen (18) or older is charged with a felony that occurred prior to their eighteenth birthday, the court shall, upon motion of the county attorney made prior to adjudication and consultation with the Commonwealth's Attorney, the case may proceed in accordance with the provisions of KRS 640.010.

* A case may consist of one or multiple convicted charges, the distinct count of cases counts the case only once.

* Other Disposition types include: Denied, Extradition, Grand Jury, Granted, Merged, Mistrial, Grand Jury, Other, Remanded, and Sealed Records.

* See methodology notes for information on any cases or charges that may be excluded.

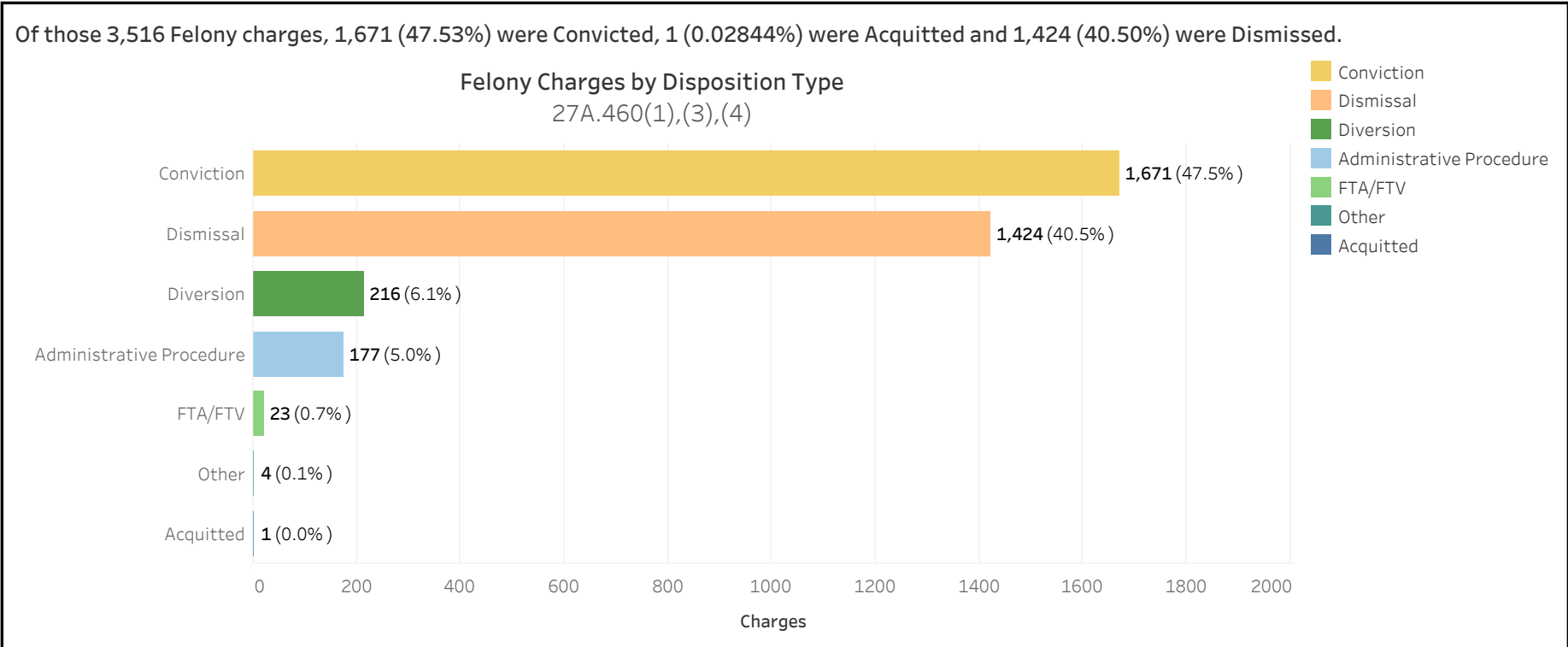


ADMINISTRATIVE OFFICE OF THE COURTS
Research and Statistics
 Annual Report FY 2024
 Circuit Court - Felony Criminal Cases

WARREN COUNTY

There were 3,516 Felony level charges and 101 Non-Felony level charges disposed within 1,849 Circuit Criminal cases during the Fiscal Year. Non-Felony charges include Misdemeanor, Violation, Local Ordinance or Other charges within those cases.

		Charges	Cases
WARREN	Felony	3,516	1,764
	Felony amended to Non-Felony	101	



27A.460(1) Conviction Percentages

27A.460(3) Percentage of Acquittals

27A.460(4) Percentage of Dismissals

* A case may consist of one or multiple convicted charges, the distinct count of cases counts the case only once.

* Other Disposition types include: Denied, Extradition, Grand Jury, Granted, Merged, Mistrial, Grand Jury, Other, Remanded, and Sealed Records.

* See methodology notes for information on any cases or charges that may be excluded.



ADMINISTRATIVE OFFICE OF THE COURTS
Research and Statistics
 Annual Report FY 2024
 Circuit Court - Felony Criminal Cases

WARREN COUNTY

Felony Charges Convicted by Highest Penalty Type

Penalty Type	FELONY			MISDEMEANOR			OTHER			VIOLATION			Grand Total		
	Charges	% of Chgs	Cases	Charges	% of Chgs	Cases	Charges	% of Chgs	Cases	Charges	% of Chgs	Cases	Charges	% of Chgs	Cases
Incarcerated Prison	1,885	41.6%	595	22	1.0%	15				2	0.7%	2	1,909	27.7%	598
Incarcerated Jail	526	11.6%	267	736	35.1%	379				17	6.3%	12	1,279	18.5%	549
Alternative: Home Incarceration				4	0.2%	2							4	0.1%	2
Alternative: Probation	2,021	44.6%	905	721	34.4%	380				9	3.3%	7	2,751	39.9%	926
Alternative: Cond. Discharged	64	1.4%	46	551	26.3%	284	1	100.0%	1	3	1.1%	1	619	9.0%	320
Alternative Sentence	1	0.0%	1	8	0.4%	7				26	9.6%	21	35	0.5%	27
Pay Fine	2	0.0%	2	13	0.6%	10				156	57.6%	109	171	2.5%	113
Pay Court Cost	1	0.0%	1	1	0.0%	1				3	1.1%	3	5	0.1%	5
Other Penalty	15	0.3%	12	26	1.2%	16				54	19.9%	37	95	1.4%	59
No Sentence	20	0.4%	15	14	0.7%	9				1	0.4%	1	35	0.5%	18
Grand Total	4,535	100.0%	1,774	2,096	100.0%	1,081	1	100.0%	1	271	100.0%	188	6,903	100.0%	2,139

27A.460(2) Percentages of fines, imprisonment, or other penalty assessment

Original & Final Plea Type

Felony Charges		GUILTY			NOT GUILTY			UNKNOWN PLEA TYPE			Grand Total		
		Original Plea	Final Plea	Percentage	Original Plea	Final Plea	Percentage	Original Plea	Final Plea	Percentage	Original Plea	Final Plea	Percentage
Felony Charges	Original Plea			116 (3.3%)			1,524 (43.3%)			1,876 (53.4%)			3,516 (100.0%)
	Final Plea			1,624 (46.2%)			16 (0.5%)			1,876 (53.4%)			3,516 (100.0%)
Felony amended to Non-Felony	Original Plea						2 (2.0%)			99 (98.0%)			101 (100.0%)
	Final Plea			1 (1.0%)			1 (1.0%)			99 (98.0%)			101 (100.0%)

27A.460(5) Percentage of pleas as charges

27A.460(6) Percentage of pleas to reduce charges

* A case may consist of one or multiple convicted charges, the distinct count of cases counts the case only once.

* Other Disposition types include: Denied, Extradition, Grand Jury, Granted, Merged, Mistrial, Grand Jury, Other, Remanded, and Sealed Records.

* See methodology notes for information on any cases or charges that may be excluded.



ADMINISTRATIVE OFFICE OF THE COURTS
Research and Statistics
 Annual Report FY 2024
 Circuit Court - Felony Criminal Cases

WARREN COUNTY

Cases can have multiple charges which are heard either by a Court Trial, Jury Trial, No Trial, or by a combination of trial types. Cases are categorized by how all the charges within the case were disposed. If all charges were disposed by the same trial type, it is counted in the separate category, otherwise, it is counted within the Mixed Trial category. If a charge had no trial type entered or it had No Trial, then it is counted in the No Trial category.

Cases by Trial Type
 27A.460(7), (8), (9), (10)

	Jury Trial	Mixed Trial Typ..	No Trial	Grand Total
Felony Amended Down to Non-Felony	1 1.18%	5 5.88%	79 92.94%	85 100.00%
Felony Charges	4 0.23%	173 9.81%	1,587 89.97%	1,764 100.00%
Felony Convictions	3 0.26%	152 13.37%	982 86.37%	1,137 100.00%

- 27A.460(7) Percentage of disposition to guilty as charged by trial
- 27A.460(8) Percentage of those found guilty of lesser charge by trial
- 27A.460(9) Percentage of cases where jury trial taken
- 27A.460(10) Percentage of trials which are bench (court) trials

Shock Probation by Disposition Type
 27A.440(3)(b)

	Denied	Granted	Vacated	Withdrawn	Grand Total
0026090 SHOCK PROBATION IN FELONY CONVICTIONS	378 57.27%	246 37.27%	1 0.15%	35 5.30%	660 100.00%

27A.440(3)(b) Extracted data on shock probation shall be placed in the annual report of the Administrative Office of the Courts

* A case may consist of one or multiple convicted charges, the distinct count of cases counts the case only once.
 * Other Disposition types include: Denied, Extradition, Grand Jury, Granted, Merged, Mistrial, Grand Jury, Other, Remanded, and Sealed Records.
 * See methodology notes for information on any cases or charges that may be excluded.



ADMINISTRATIVE OFFICE OF THE COURTS
Research and Statistics
 Annual Report FY 2024
 Circuit Court - Felony Criminal Cases

WARREN COUNTY

Youthful Offenders

There were 9 Felony level charges and 0 Non-Felony level charges disposed within 2 Circuit Criminal cases during the fiscal year. Non-Felony charges include Misdemeanor, Violation, Local Ordinance, or Other charges within those cases.

27A.460(11)

	Charges	Cases
Felony	9	2
Felony Amended to Non-Felony	0	0

27A.460(11) The number of juvenile offenders tried as an adult

Of the 9 Felony level charges disposed within the Youthful Offender cases, 9 (100.0%) charges were convicted.

Youthful Offender

	Conviction	Grand Total
Felony Charges by Disposition Type	9	9

Note: A youth charged prior to their 18th birthday, proceeded against as a youthful offender under KRS 635.020(7) may not be included in the above.

KRS 635.020(7) If a person who is eighteen (18) or older is charged with a felony that occurred prior to their eighteenth birthday, the court shall, upon motion of the county attorney made prior to adjudication and consultation with the Commonwealth's Attorney, the case may proceed in accordance with the provisions of KRS 640.010.

* A case may consist of one or multiple convicted charges, the distinct count of cases counts the case only once.

* Other Disposition types include: Denied, Extradition, Grand Jury, Granted, Merged, Mistrial, Grand Jury, Other, Remanded, and Sealed Records.

* See methodology notes for information on any cases or charges that may be excluded.

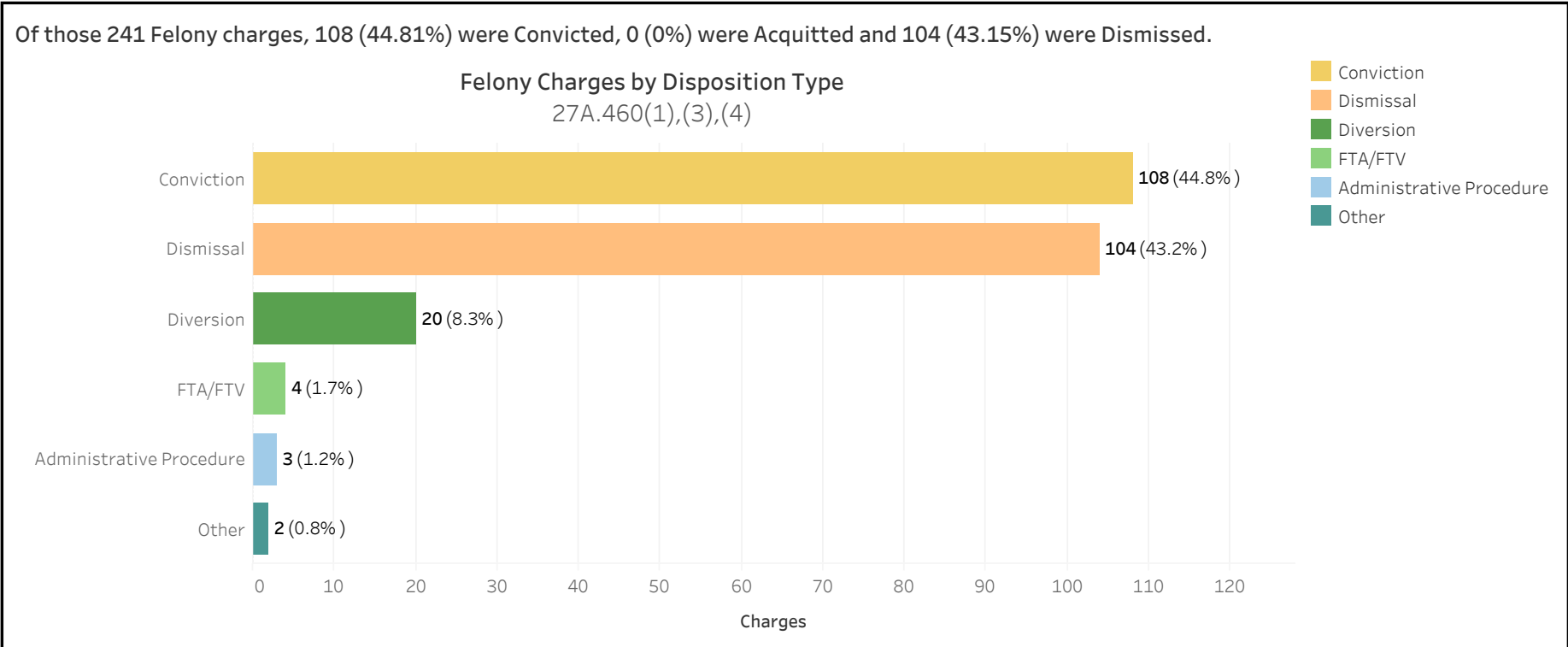


ADMINISTRATIVE OFFICE OF THE COURTS
Research and Statistics
 Annual Report FY 2024
 Circuit Court - Felony Criminal Cases

WASHINGTON COUNTY

There were 241 Felony level charges and 11 Non-Felony level charges disposed within 125 Circuit Criminal cases during the Fiscal Year. Non-Felony charges include Misdemeanor, Violation, Local Ordinance or Other charges within those cases.

		Charges	Cases
WASHINGTON	Felony	241	116
	Felony amended to Non-Felony	11	



27A.460(1) Conviction Percentages

27A.460(3) Percentage of Acquittals

27A.460(4) Percentage of Dismissals

* A case may consist of one or multiple convicted charges, the distinct count of cases counts the case only once.

* Other Disposition types include: Denied, Extradition, Grand Jury, Granted, Merged, Mistrial, Grand Jury, Other, Remanded, and Sealed Records.

* See methodology notes for information on any cases or charges that may be excluded.



ADMINISTRATIVE OFFICE OF THE COURTS
Research and Statistics
 Annual Report FY 2024
 Circuit Court - Felony Criminal Cases

WASHINGTON COUNTY

Felony Charges Convicted by Highest Penalty Type

Penalty Type	FELONY			MISDEMEANOR			OTHER			VIOLATION			Grand Total		
	Charges	% of Chgs	Cases	Charges	% of Chgs	Cases	Charges	% of Chgs	Cases	Charges	% of Chgs	Cases	Charges	% of Chgs	Cases
Incarcerated Prison	1,885	41.6%	595	22	1.0%	15				2	0.7%	2	1,909	27.7%	598
Incarcerated Jail	526	11.6%	267	736	35.1%	379				17	6.3%	12	1,279	18.5%	549
Alternative: Home Incarceration				4	0.2%	2							4	0.1%	2
Alternative: Probation	2,021	44.6%	905	721	34.4%	380				9	3.3%	7	2,751	39.9%	926
Alternative: Cond. Discharged	64	1.4%	46	551	26.3%	284	1	100.0%	1	3	1.1%	1	619	9.0%	320
Alternative Sentence	1	0.0%	1	8	0.4%	7				26	9.6%	21	35	0.5%	27
Pay Fine	2	0.0%	2	13	0.6%	10				156	57.6%	109	171	2.5%	113
Pay Court Cost	1	0.0%	1	1	0.0%	1				3	1.1%	3	5	0.1%	5
Other Penalty	15	0.3%	12	26	1.2%	16				54	19.9%	37	95	1.4%	59
No Sentence	20	0.4%	15	14	0.7%	9				1	0.4%	1	35	0.5%	18
Grand Total	4,535	100.0%	1,774	2,096	100.0%	1,081	1	100.0%	1	271	100.0%	188	6,903	100.0%	2,139

27A.460(2) Percentages of fines, imprisonment, or other penalty assessment

Original & Final Plea Type

		GUILTY	NOT GUILTY	UNKNOWN PLEA TYPE	Grand Total
Felony Charges	Original Plea	3 (1.2%)	115 (47.7%)	123 (51.0%)	241 (100.0%)
	Final Plea	108 (44.8%)	10 (4.1%)	123 (51.0%)	241 (100.0%)
Felony amended to Non-Felony	Original Plea		1 (9.1%)	10 (90.9%)	11 (100.0%)
	Final Plea		1 (9.1%)	10 (90.9%)	11 (100.0%)

27A.460(5) Percentage of pleas as charges

27A.460(6) Percentage of pleas to reduce charges

* A case may consist of one or multiple convicted charges, the distinct count of cases counts the case only once.

* Other Disposition types include: Denied, Extradition, Grand Jury, Granted, Merged, Mistrial, Grand Jury, Other, Remanded, and Sealed Records.

* See methodology notes for information on any cases or charges that may be excluded.



ADMINISTRATIVE OFFICE OF THE COURTS
Research and Statistics
 Annual Report FY 2024
 Circuit Court - Felony Criminal Cases

WASHINGTON COUNTY

Cases can have multiple charges which are heard either by a Court Trial, Jury Trial, No Trial, or by a combination of trial types. Cases are categorized by how all the charges within the case were disposed. If all charges were disposed by the same trial type, it is counted in the separate category, otherwise, it is counted within the Mixed Trial category. If a charge had no trial type entered or it had No Trial, then it is counted in the No Trial category.

Cases by Trial Type
 27A.460(7), (8), (9), (10)

	Mixed Trial Typ..	No Trial	Grand Total
Felony Amended Down to Non-Felony		9 100.00%	9 100.00%
Felony Charges	3 2.59%	113 97.41%	116 100.00%
Felony Convictions	3 5.26%	54 94.74%	57 100.00%

- 27A.460(7) Percentage of disposition to guilty as charged by trial
- 27A.460(8) Percentage of those found guilty of lesser charge by trial
- 27A.460(9) Percentage of cases where jury trial taken
- 27A.460(10) Percentage of trials which are bench (court) trials

Shock Probation by Disposition Type
 27A.440(3)(b)

	Denied	Granted	Grand Total
0026090 SHOCK PROBATION IN FELONY CONVICTIONS	1 20.00%	4 80.00%	5 100.00%

27A.440(3)(b) Extracted data on shock probation shall be placed in the annual report of the Administrative Office of the Courts

* A case may consist of one or multiple convicted charges, the distinct count of cases counts the case only once.
 * Other Disposition types include: Denied, Extradition, Grand Jury, Granted, Merged, Mistrial, Grand Jury, Other, Remanded, and Sealed Records.
 * See methodology notes for information on any cases or charges that may be excluded.



ADMINISTRATIVE OFFICE OF THE COURTS
Research and Statistics
Annual Report FY 2024
Circuit Court - Felony Criminal Cases

WASHINGTON COUNTY

Youthful Offenders

There were 0 Felony level charges and 0 Non-Felony level charges disposed within 0 Circuit Criminal cases during the fiscal year. Non-Felony charges include Misdemeanor, Violation, Local Ordinance, or Other charges within those cases.

27A.460(11)

27A.460(11) The number of juvenile offenders tried as an adult

Of the 0 Felony level charges disposed within the Youthful Offender cases, 0 (None%) charges were convicted.

Youthful Offender

	Grand Total
Felony Charges by Disposition Type	0

Note: A youth charged prior to their 18th birthday, proceeded against as a youthful offender under KRS 635.020(7) may not be included in the above.

KRS 635.020(7) If a person who is eighteen (18) or older is charged with a felony that occurred prior to their eighteenth birthday, the court shall, upon motion of the county attorney made prior to adjudication and consultation with the Commonwealth's Attorney, the case may proceed in accordance with the provisions of KRS 640.010.

* A case may consist of one or multiple convicted charges, the distinct count of cases counts the case only once.

* Other Disposition types include: Denied, Extradition, Grand Jury, Granted, Merged, Mistrial, Grand Jury, Other, Remanded, and Sealed Records.

* See methodology notes for information on any cases or charges that may be excluded.

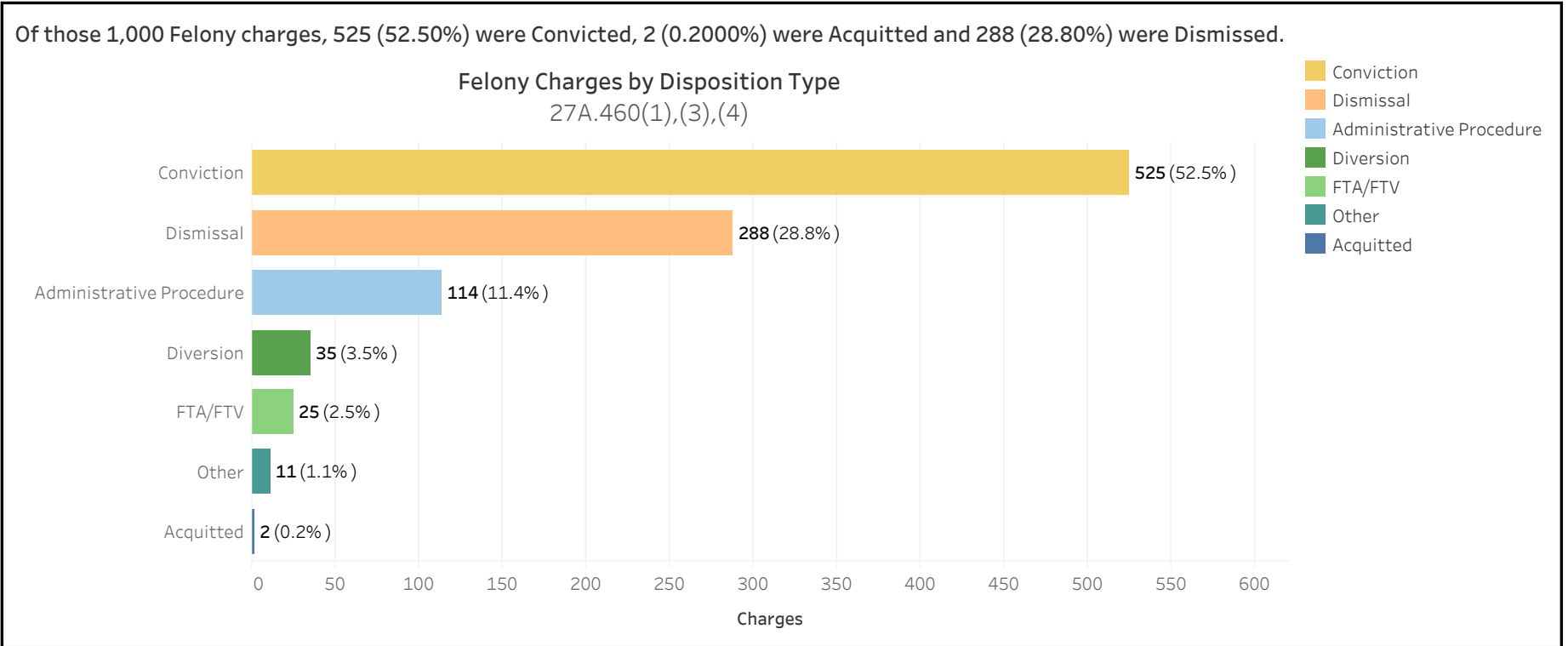


ADMINISTRATIVE OFFICE OF THE COURTS
Research and Statistics
 Annual Report FY 2024
 Circuit Court - Felony Criminal Cases

WAYNE COUNTY

There were 1,000 Felony level charges and 20 Non-Felony level charges disposed within 545 Circuit Criminal cases during the Fiscal Year. Non-Felony charges include Misdemeanor, Violation, Local Ordinance or Other charges within those cases.

		Charges	Cases
WAYNE	Felony	1,000	529
	Felony amended to Non-Felony	20	



27A.460(1) Conviction Percentages

27A.460(3) Percentage of Acquittals

27A.460(4) Percentage of Dismissals

* A case may consist of one or multiple convicted charges, the distinct count of cases counts the case only once.

* Other Disposition types include: Denied, Extradition, Grand Jury, Granted, Merged, Mistrial, Grand Jury, Other, Remanded, and Sealed Records.

* See methodology notes for information on any cases or charges that may be excluded.



ADMINISTRATIVE OFFICE OF THE COURTS
Research and Statistics
 Annual Report FY 2024
 Circuit Court - Felony Criminal Cases

WAYNE COUNTY

Felony Charges Convicted by Highest Penalty Type

Penalty Type	FELONY			MISDEMEANOR			OTHER			VIOLATION			Grand Total		
	Charges	% of Chgs	Cases	Charges	% of Chgs	Cases	Charges	% of Chgs	Cases	Charges	% of Chgs	Cases	Charges	% of Chgs	Cases
Incarcerated Prison	1,885	41.6%	595	22	1.0%	15				2	0.7%	2	1,909	27.7%	598
Incarcerated Jail	526	11.6%	267	736	35.1%	379				17	6.3%	12	1,279	18.5%	549
Alternative: Home Incarceration				4	0.2%	2							4	0.1%	2
Alternative: Probation	2,021	44.6%	905	721	34.4%	380				9	3.3%	7	2,751	39.9%	926
Alternative: Cond. Discharged	64	1.4%	46	551	26.3%	284	1	100.0%	1	3	1.1%	1	619	9.0%	320
Alternative Sentence	1	0.0%	1	8	0.4%	7				26	9.6%	21	35	0.5%	27
Pay Fine	2	0.0%	2	13	0.6%	10				156	57.6%	109	171	2.5%	113
Pay Court Cost	1	0.0%	1	1	0.0%	1				3	1.1%	3	5	0.1%	5
Other Penalty	15	0.3%	12	26	1.2%	16				54	19.9%	37	95	1.4%	59
No Sentence	20	0.4%	15	14	0.7%	9				1	0.4%	1	35	0.5%	18
Grand Total	4,535	100.0%	1,774	2,096	100.0%	1,081	1	100.0%	1	271	100.0%	188	6,903	100.0%	2,139

27A.460(2) Percentages of fines, imprisonment, or other penalty assessment

Original & Final Plea Type

		GUILTY	NOT GUILTY	UNKNOWN PLEA TYPE	Grand Total
Felony Charges	Original Plea	57 (5.7%)	441 (44.1%)	502 (50.2%)	1,000 (100.0%)
	Final Plea	483 (48.3%)	15 (1.5%)	502 (50.2%)	1,000 (100.0%)
Felony amended to Non-Felony	Original Plea		3 (15.0%)	17 (85.0%)	20 (100.0%)
	Final Plea	2 (10.0%)	1 (5.0%)	17 (85.0%)	20 (100.0%)

27A.460(5) Percentage of pleas as charges

27A.460(6) Percentage of pleas to reduce charges

* A case may consist of one or multiple convicted charges, the distinct count of cases counts the case only once.

* Other Disposition types include: Denied, Extradition, Grand Jury, Granted, Merged, Mistrial, Grand Jury, Other, Remanded, and Sealed Records.

* See methodology notes for information on any cases or charges that may be excluded.



ADMINISTRATIVE OFFICE OF THE COURTS
Research and Statistics
 Annual Report FY 2024
 Circuit Court - Felony Criminal Cases

WAYNE COUNTY

Cases can have multiple charges which are heard either by a Court Trial, Jury Trial, No Trial, or by a combination of trial types. Cases are categorized by how all the charges within the case were disposed. If all charges were disposed by the same trial type, it is counted in the separate category, otherwise, it is counted within the Mixed Trial category. If a charge had no trial type entered or it had No Trial, then it is counted in the No Trial category.

Cases by Trial Type
 27A.460(7), (8), (9), (10)

	Jury Trial	Mixed Trial Typ..	No Trial	Grand Total
Felony Amended Down to Non-Felony			16	16
			100.00%	100.00%
Felony Charges	1	28	500	529
	0.19%	5.29%	94.52%	100.00%
Felony Convictions	1	26	275	302
	0.33%	8.61%	91.06%	100.00%

- 27A.460(7) Percentage of disposition to guilty as charged by trial
- 27A.460(8) Percentage of those found guilty of lesser charge by trial
- 27A.460(9) Percentage of cases where jury trial taken
- 27A.460(10) Percentage of trials which are bench (court) trials

Shock Probation by Disposition Type
 27A.440(3)(b)

	Denied	Granted	Grand Total
0026090 SHOCK PROBATION IN FELONY CONVICTIONS	53	10	63
	84.13%	15.87%	100.00%

27A.440(3)(b) Extracted data on shock probation shall be placed in the annual report of the Administrative Office of the Courts

* A case may consist of one or multiple convicted charges, the distinct count of cases counts the case only once.
 * Other Disposition types include: Denied, Extradition, Grand Jury, Granted, Merged, Mistrial, Grand Jury, Other, Remanded, and Sealed Records.
 * See methodology notes for information on any cases or charges that may be excluded.



ADMINISTRATIVE OFFICE OF THE COURTS
Research and Statistics
 Annual Report FY 2024
 Circuit Court - Felony Criminal Cases

WAYNE COUNTY

Youthful Offenders

There were 0 Felony level charges and 0 Non-Felony level charges disposed within 0 Circuit Criminal cases during the fiscal year. Non-Felony charges include Misdemeanor, Violation, Local Ordinance, or Other charges within those cases.

27A.460(11)

27A.460(11) The number of juvenile offenders tried as an adult

Of the 0 Felony level charges disposed within the Youthful Offender cases, 0 (None%) charges were convicted.

Youthful Offender

Felony Charges by Disposition Type	0	Grand Total 0

Note: A youth charged prior to their 18th birthday, proceeded against as a youthful offender under KRS 635.020(7) may not be included in the above.

KRS 635.020(7) If a person who is eighteen (18) or older is charged with a felony that occurred prior to their eighteenth birthday, the court shall, upon motion of the county attorney made prior to adjudication and consultation with the Commonwealth's Attorney, the case may proceed in accordance with the provisions of KRS 640.010.

* A case may consist of one or multiple convicted charges, the distinct count of cases counts the case only once.

* Other Disposition types include: Denied, Extradition, Grand Jury, Granted, Merged, Mistrial, Grand Jury, Other, Remanded, and Sealed Records.

* See methodology notes for information on any cases or charges that may be excluded.

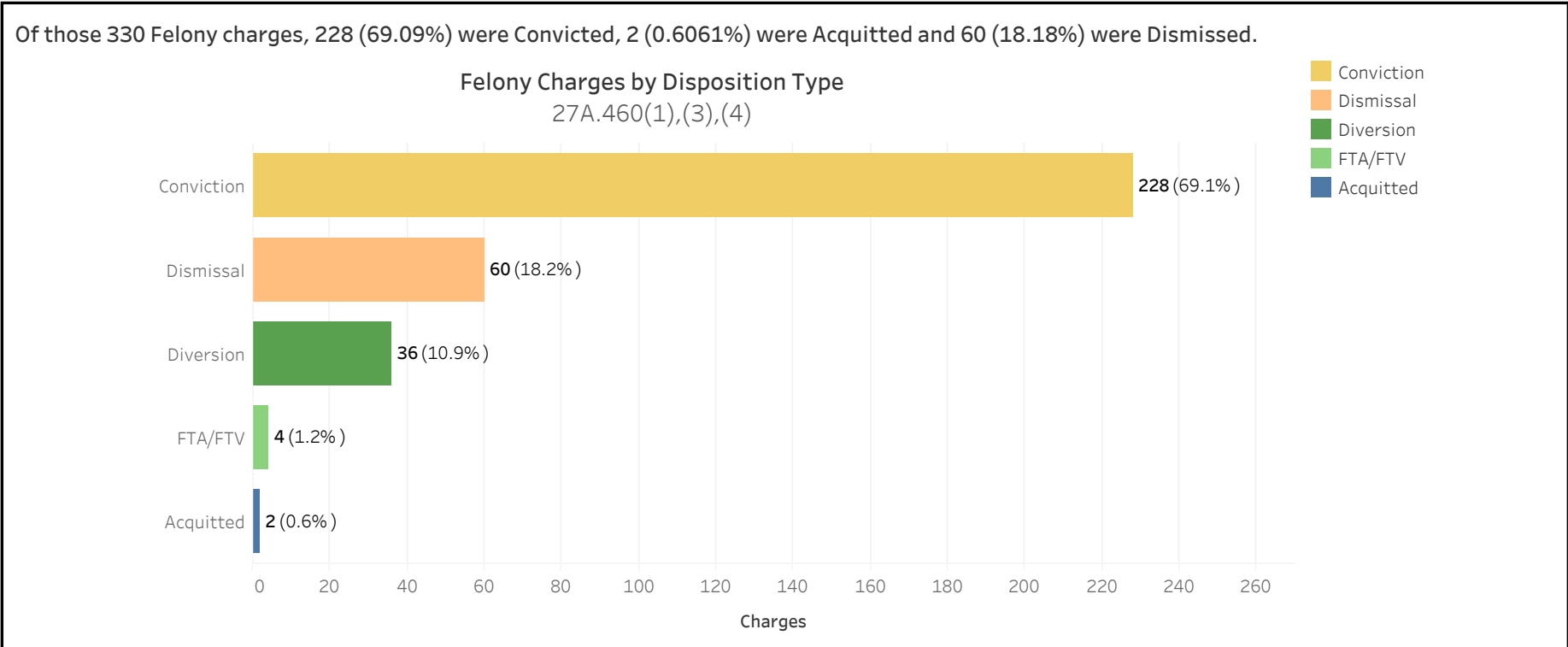


ADMINISTRATIVE OFFICE OF THE COURTS
Research and Statistics
 Annual Report FY 2024
 Circuit Court - Felony Criminal Cases

WEBSTER COUNTY

There were 330 Felony level charges and 7 Non-Felony level charges disposed within 193 Circuit Criminal cases during the Fiscal Year. Non-Felony charges include Misdemeanor, Violation, Local Ordinance or Other charges within those cases.

		Charges	Cases
WEBSTER	Felony	330	187
	Felony amended to Non-Felony	7	



27A.460(1) Conviction Percentages

27A.460(3) Percentage of Acquittals

27A.460(4) Percentage of Dismissals

* A case may consist of one or multiple convicted charges, the distinct count of cases counts the case only once.

* Other Disposition types include: Denied, Extradition, Grand Jury, Granted, Merged, Mistrial, Grand Jury, Other, Remanded, and Sealed Records.

* See methodology notes for information on any cases or charges that may be excluded.



ADMINISTRATIVE OFFICE OF THE COURTS
Research and Statistics
 Annual Report FY 2024
 Circuit Court - Felony Criminal Cases

WEBSTER COUNTY

Felony Charges Convicted by Highest Penalty Type

Penalty Type	FELONY			MISDEMEANOR			OTHER			VIOLATION			Grand Total		
	Charges	% of Chgs	Cases	Charges	% of Chgs	Cases	Charges	% of Chgs	Cases	Charges	% of Chgs	Cases	Charges	% of Chgs	Cases
Incarcerated Prison	1,885	41.6%	595	22	1.0%	15				2	0.7%	2	1,909	27.7%	598
Incarcerated Jail	526	11.6%	267	736	35.1%	379				17	6.3%	12	1,279	18.5%	549
Alternative: Home Incarceration				4	0.2%	2							4	0.1%	2
Alternative: Probation	2,021	44.6%	905	721	34.4%	380				9	3.3%	7	2,751	39.9%	926
Alternative: Cond. Discharged	64	1.4%	46	551	26.3%	284	1	100.0%	1	3	1.1%	1	619	9.0%	320
Alternative Sentence	1	0.0%	1	8	0.4%	7				26	9.6%	21	35	0.5%	27
Pay Fine	2	0.0%	2	13	0.6%	10				156	57.6%	109	171	2.5%	113
Pay Court Cost	1	0.0%	1	1	0.0%	1				3	1.1%	3	5	0.1%	5
Other Penalty	15	0.3%	12	26	1.2%	16				54	19.9%	37	95	1.4%	59
No Sentence	20	0.4%	15	14	0.7%	9				1	0.4%	1	35	0.5%	18
Grand Total	4,535	100.0%	1,774	2,096	100.0%	1,081	1	100.0%	1	271	100.0%	188	6,903	100.0%	2,139

27A.460(2) Percentages of fines, imprisonment, or other penalty assessment

Original & Final Plea Type

		NOT GUILTY	UNKNOWN PLEA TYPE	Grand Total
Felony Charges	Original Plea	4 (1.2%)	326 (98.8%)	330 (100.0%)
	Final Plea	4 (1.2%)	326 (98.8%)	330 (100.0%)
Felony amended to Non-Felony	Original Plea		7 (100.0%)	7 (100.0%)
	Final Plea		7 (100.0%)	7 (100.0%)

27A.460(5) Percentage of pleas as charges

27A.460(6) Percentage of pleas to reduce charges

* A case may consist of one or multiple convicted charges, the distinct count of cases counts the case only once.

* Other Disposition types include: Denied, Extradition, Grand Jury, Granted, Merged, Mistrial, Grand Jury, Other, Remanded, and Sealed Records.

* See methodology notes for information on any cases or charges that may be excluded.



ADMINISTRATIVE OFFICE OF THE COURTS
Research and Statistics
 Annual Report FY 2024
 Circuit Court - Felony Criminal Cases

WEBSTER COUNTY

Cases can have multiple charges which are heard either by a Court Trial, Jury Trial, No Trial, or by a combination of trial types. Cases are categorized by how all the charges within the case were disposed. If all charges were disposed by the same trial type, it is counted in the separate category, otherwise, it is counted within the Mixed Trial category. If a charge had no trial type entered or it had No Trial, then it is counted in the No Trial category.

Cases by Trial Type
 27A.460(7), (8), (9), (10)

	Jury Trial	Mixed Trial Typ..	No Trial	Grand Total
Felony Amended Down to Non-Felony		1 16.67%	5 83.33%	6 100.00%
Felony Charges	1 0.53%	5 2.67%	181 96.79%	187 100.00%
Felony Convictions	1 0.81%	4 3.23%	119 95.97%	124 100.00%

- 27A.460(7) Percentage of disposition to guilty as charged by trial
- 27A.460(8) Percentage of those found guilty of lesser charge by trial
- 27A.460(9) Percentage of cases where jury trial taken
- 27A.460(10) Percentage of trials which are bench (court) trials

Shock Probation by Disposition Type
 27A.440(3)(b)

	Denied	Granted	Grand Total
0026090 SHOCK PROBATION IN FELONY CONVICTIONS	16 76.19%	5 23.81%	21 100.00%

27A.440(3)(b) Extracted data on shock probation shall be placed in the annual report of the Administrative Office of the Courts

* A case may consist of one or multiple convicted charges, the distinct count of cases counts the case only once.
 * Other Disposition types include: Denied, Extradition, Grand Jury, Granted, Merged, Mistrial, Grand Jury, Other, Remanded, and Sealed Records.
 * See methodology notes for information on any cases or charges that may be excluded.



ADMINISTRATIVE OFFICE OF THE COURTS
Research and Statistics
Annual Report FY 2024
Circuit Court - Felony Criminal Cases

WEBSTER COUNTY

Youthful Offenders

There were 0 Felony level charges and 0 Non-Felony level charges disposed within 0 Circuit Criminal cases during the fiscal year. Non-Felony charges include Misdemeanor, Violation, Local Ordinance, or Other charges within those cases.

27A.460(11)

27A.460(11) The number of juvenile offenders tried as an adult

Of the 0 Felony level charges disposed within the Youthful Offender cases, 0 (None%) charges were convicted.

Youthful Offender

	Grand Total
Felony Charges by Disposition Type	0

Note: A youth charged prior to their 18th birthday, proceeded against as a youthful offender under KRS 635.020(7) may not be included in the above.

KRS 635.020(7) If a person who is eighteen (18) or older is charged with a felony that occurred prior to their eighteenth birthday, the court shall, upon motion of the county attorney made prior to adjudication and consultation with the Commonwealth's Attorney, the case may proceed in accordance with the provisions of KRS 640.010.

* A case may consist of one or multiple convicted charges, the distinct count of cases counts the case only once.

* Other Disposition types include: Denied, Extradition, Grand Jury, Granted, Merged, Mistrial, Grand Jury, Other, Remanded, and Sealed Records.

* See methodology notes for information on any cases or charges that may be excluded.

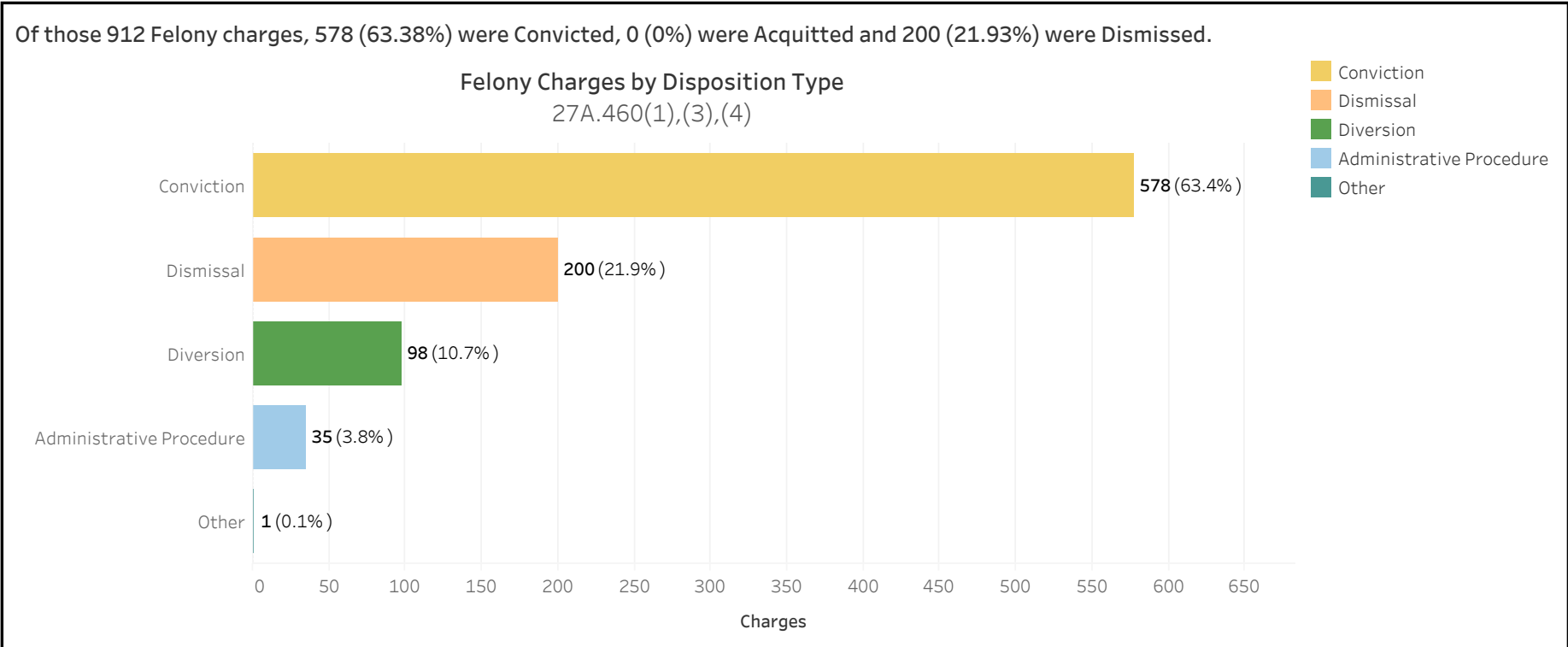


ADMINISTRATIVE OFFICE OF THE COURTS
Research and Statistics
 Annual Report FY 2024
 Circuit Court - Felony Criminal Cases

WHITLEY COUNTY

There were 912 Felony level charges and 27 Non-Felony level charges disposed within 541 Circuit Criminal cases during the Fiscal Year. Non-Felony charges include Misdemeanor, Violation, Local Ordinance or Other charges within those cases.

		Charges	Cases
WHITLEY	Felony	912	518
	Felony amended to Non-Felony	27	



27A.460(1) Conviction Percentages

27A.460(3) Percentage of Acquittals

27A.460(4) Percentage of Dismissals

* A case may consist of one or multiple convicted charges, the distinct count of cases counts the case only once.

* Other Disposition types include: Denied, Extradition, Grand Jury, Granted, Merged, Mistrial, Grand Jury, Other, Remanded, and Sealed Records.

* See methodology notes for information on any cases or charges that may be excluded.



ADMINISTRATIVE OFFICE OF THE COURTS
Research and Statistics
 Annual Report FY 2024
 Circuit Court - Felony Criminal Cases

WHITLEY COUNTY

Felony Charges Convicted by Highest Penalty Type

Penalty Type	FELONY			MISDEMEANOR			OTHER			VIOLATION			Grand Total		
	Charges	% of Chgs	Cases	Charges	% of Chgs	Cases	Charges	% of Chgs	Cases	Charges	% of Chgs	Cases	Charges	% of Chgs	Cases
Incarcerated Prison	1,885	41.6%	595	22	1.0%	15				2	0.7%	2	1,909	27.7%	598
Incarcerated Jail	526	11.6%	267	736	35.1%	379				17	6.3%	12	1,279	18.5%	549
Alternative: Home Incarceration				4	0.2%	2							4	0.1%	2
Alternative: Probation	2,021	44.6%	905	721	34.4%	380				9	3.3%	7	2,751	39.9%	926
Alternative: Cond. Discharged	64	1.4%	46	551	26.3%	284	1	100.0%	1	3	1.1%	1	619	9.0%	320
Alternative Sentence	1	0.0%	1	8	0.4%	7				26	9.6%	21	35	0.5%	27
Pay Fine	2	0.0%	2	13	0.6%	10				156	57.6%	109	171	2.5%	113
Pay Court Cost	1	0.0%	1	1	0.0%	1				3	1.1%	3	5	0.1%	5
Other Penalty	15	0.3%	12	26	1.2%	16				54	19.9%	37	95	1.4%	59
No Sentence	20	0.4%	15	14	0.7%	9				1	0.4%	1	35	0.5%	18
Grand Total	4,535	100.0%	1,774	2,096	100.0%	1,081	1	100.0%	1	271	100.0%	188	6,903	100.0%	2,139

27A.460(2) Percentages of fines, imprisonment, or other penalty assessment

Original & Final Plea Type

		GUILTY	NOT GUILTY	UNKNOWN PLEA TYPE	Grand Total
Felony Charges	Original Plea		3 (0.3%)	909 (99.7%)	912 (100.0%)
	Final Plea	3 (0.3%)		909 (99.7%)	912 (100.0%)
Felony amended to Non-Felony	Original Plea			27 (100.0%)	27 (100.0%)
	Final Plea			27 (100.0%)	27 (100.0%)

27A.460(5) Percentage of pleas as charges

27A.460(6) Percentage of pleas to reduce charges

* A case may consist of one or multiple convicted charges, the distinct count of cases counts the case only once.

* Other Disposition types include: Denied, Extradition, Grand Jury, Granted, Merged, Mistrial, Grand Jury, Other, Remanded, and Sealed Records.

* See methodology notes for information on any cases or charges that may be excluded.



ADMINISTRATIVE OFFICE OF THE COURTS
Research and Statistics
 Annual Report FY 2024
 Circuit Court - Felony Criminal Cases

WHITLEY COUNTY

Cases can have multiple charges which are heard either by a Court Trial, Jury Trial, No Trial, or by a combination of trial types. Cases are categorized by how all the charges within the case were disposed. If all charges were disposed by the same trial type, it is counted in the separate category, otherwise, it is counted within the Mixed Trial category. If a charge had no trial type entered or it had No Trial, then it is counted in the No Trial category.

Cases by Trial Type
 27A.460(7), (8), (9), (10)

	Jury Trial	Mixed Trial Typ..	No Trial	Grand Total
Felony Amended Down to Non-Felony			23	23
			100.00%	100.00%
Felony Charges	1	4	513	518
	0.19%	0.77%	99.03%	100.00%
Felony Convictions	1	2	332	335
	0.30%	0.60%	99.10%	100.00%

- 27A.460(7) Percentage of disposition to guilty as charged by trial
- 27A.460(8) Percentage of those found guilty of lesser charge by trial
- 27A.460(9) Percentage of cases where jury trial taken
- 27A.460(10) Percentage of trials which are bench (court) trials

Shock Probation by Disposition Type
 27A.440(3)(b)

	Granted	Grand Total
0026090 SHOCK PROBATION IN FELONY CONVICTIONS	3	3
	100.00%	100.00%

27A.440(3)(b) Extracted data on shock probation shall be placed in the annual report of the Administrative Office of the Courts

- * A case may consist of one or multiple convicted charges, the distinct count of cases counts the case only once.
- * Other Disposition types include: Denied, Extradition, Grand Jury, Granted, Merged, Mistrial, Grand Jury, Other, Remanded, and Sealed Records.
- * See methodology notes for information on any cases or charges that may be excluded.



ADMINISTRATIVE OFFICE OF THE COURTS
Research and Statistics
Annual Report FY 2024
Circuit Court - Felony Criminal Cases

WHITLEY COUNTY

Youthful Offenders

There were 0 Felony level charges and 0 Non-Felony level charges disposed within 0 Circuit Criminal cases during the fiscal year. Non-Felony charges include Misdemeanor, Violation, Local Ordinance, or Other charges within those cases.

27A.460(11)

27A.460(11) The number of juvenile offenders tried as an adult

Of the 0 Felony level charges disposed within the Youthful Offender cases, 0 (None%) charges were convicted.

Youthful Offender

	Grand Total
Felony Charges by Disposition Type	0

Note: A youth charged prior to their 18th birthday, proceeded against as a youthful offender under KRS 635.020(7) may not be included in the above.

KRS 635.020(7) If a person who is eighteen (18) or older is charged with a felony that occurred prior to their eighteenth birthday, the court shall, upon motion of the county attorney made prior to adjudication and consultation with the Commonwealth's Attorney, the case may proceed in accordance with the provisions of KRS 640.010.

* A case may consist of one or multiple convicted charges, the distinct count of cases counts the case only once.

* Other Disposition types include: Denied, Extradition, Grand Jury, Granted, Merged, Mistrial, Grand Jury, Other, Remanded, and Sealed Records.

* See methodology notes for information on any cases or charges that may be excluded.

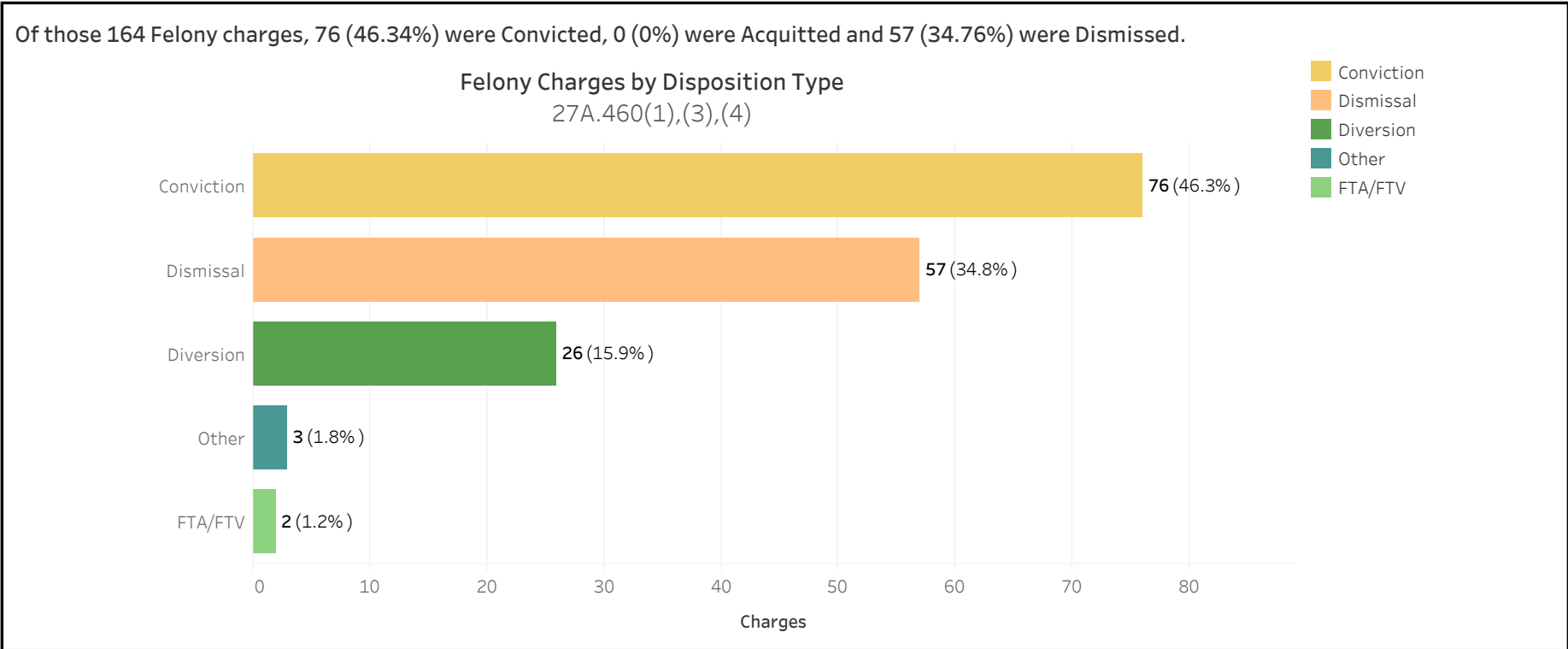


ADMINISTRATIVE OFFICE OF THE COURTS
Research and Statistics
 Annual Report FY 2024
 Circuit Court - Felony Criminal Cases

WOLFE COUNTY

There were 164 Felony level charges and 6 Non-Felony level charges disposed within 112 Circuit Criminal cases during the Fiscal Year. Non-Felony charges include Misdemeanor, Violation, Local Ordinance or Other charges within those cases.

		Charges	Cases
WOLFE	Felony	164	106
	Felony amended to Non-Felony	6	



27A.460(1) Conviction Percentages

27A.460(3) Percentage of Acquittals

27A.460(4) Percentage of Dismissals

* A case may consist of one or multiple convicted charges, the distinct count of cases counts the case only once.

* Other Disposition types include: Denied, Extradition, Grand Jury, Granted, Merged, Mistrial, Grand Jury, Other, Remanded, and Sealed Records.

* See methodology notes for information on any cases or charges that may be excluded.



ADMINISTRATIVE OFFICE OF THE COURTS
Research and Statistics
 Annual Report FY 2024
 Circuit Court - Felony Criminal Cases

WOLFE COUNTY

Felony Charges Convicted by Highest Penalty Type

Penalty Type	FELONY			MISDEMEANOR			OTHER			VIOLATION			Grand Total		
	Charges	% of Chgs	Cases	Charges	% of Chgs	Cases	Charges	% of Chgs	Cases	Charges	% of Chgs	Cases	Charges	% of Chgs	Cases
Incarcerated Prison	1,885	41.6%	595	22	1.0%	15				2	0.7%	2	1,909	27.7%	598
Incarcerated Jail	526	11.6%	267	736	35.1%	379				17	6.3%	12	1,279	18.5%	549
Alternative: Home Incarceration				4	0.2%	2							4	0.1%	2
Alternative: Probation	2,021	44.6%	905	721	34.4%	380				9	3.3%	7	2,751	39.9%	926
Alternative: Cond. Discharged	64	1.4%	46	551	26.3%	284	1	100.0%	1	3	1.1%	1	619	9.0%	320
Alternative Sentence	1	0.0%	1	8	0.4%	7				26	9.6%	21	35	0.5%	27
Pay Fine	2	0.0%	2	13	0.6%	10				156	57.6%	109	171	2.5%	113
Pay Court Cost	1	0.0%	1	1	0.0%	1				3	1.1%	3	5	0.1%	5
Other Penalty	15	0.3%	12	26	1.2%	16				54	19.9%	37	95	1.4%	59
No Sentence	20	0.4%	15	14	0.7%	9				1	0.4%	1	35	0.5%	18
Grand Total	4,535	100.0%	1,774	2,096	100.0%	1,081	1	100.0%	1	271	100.0%	188	6,903	100.0%	2,139

27A.460(2) Percentages of fines, imprisonment, or other penalty assessment

Original & Final Plea Type

		NOT GUILTY	UNKNOWN PLEA TYPE	Grand Total
Felony Charges	Original Plea	3 (1.8%)	161 (98.2%)	164 (100.0%)
	Final Plea	3 (1.8%)	161 (98.2%)	164 (100.0%)
Felony amended to Non-Felony	Original Plea		6 (100.0%)	6 (100.0%)
	Final Plea		6 (100.0%)	6 (100.0%)

27A.460(5) Percentage of pleas as charges

27A.460(6) Percentage of pleas to reduce charges

* A case may consist of one or multiple convicted charges, the distinct count of cases counts the case only once.

* Other Disposition types include: Denied, Extradition, Grand Jury, Granted, Merged, Mistrial, Grand Jury, Other, Remanded, and Sealed Records.

* See methodology notes for information on any cases or charges that may be excluded.



ADMINISTRATIVE OFFICE OF THE COURTS
Research and Statistics
 Annual Report FY 2024
 Circuit Court - Felony Criminal Cases

WOLFE COUNTY

Cases can have multiple charges which are heard either by a Court Trial, Jury Trial, No Trial, or by a combination of trial types. Cases are categorized by how all the charges within the case were disposed. If all charges were disposed by the same trial type, it is counted in the separate category, otherwise, it is counted within the Mixed Trial category. If a charge had no trial type entered or it had No Trial, then it is counted in the No Trial category.

Cases by Trial Type
 27A.460(7), (8), (9), (10)

	Mixed Trial Typ..	No Trial	Grand Total
Felony Amended Down to Non-Felony		6 100.00%	6 100.00%
Felony Charges	2 1.89%	104 98.11%	106 100.00%
Felony Convictions	2 4.00%	48 96.00%	50 100.00%

- 27A.460(7) Percentage of disposition to guilty as charged by trial
- 27A.460(8) Percentage of those found guilty of lesser charge by trial
- 27A.460(9) Percentage of cases where jury trial taken
- 27A.460(10) Percentage of trials which are bench (court) trials

Shock Probation by Disposition Type
 27A.440(3)(b)

	Granted	Grand Total
0026090 SHOCK PROBATION IN FELONY CONVICTIONS	1 100.00%	1 100.00%

27A.440(3)(b) Extracted data on shock probation shall be placed in the annual report of the Administrative Office of the Courts

- * A case may consist of one or multiple convicted charges, the distinct count of cases counts the case only once.
- * Other Disposition types include: Denied, Extradition, Grand Jury, Granted, Merged, Mistrial, Grand Jury, Other, Remanded, and Sealed Records.
- * See methodology notes for information on any cases or charges that may be excluded.



ADMINISTRATIVE OFFICE OF THE COURTS
Research and Statistics
Annual Report FY 2024
Circuit Court - Felony Criminal Cases

WOLFE COUNTY

Youthful Offenders

There were 0 Felony level charges and 0 Non-Felony level charges disposed within 0 Circuit Criminal cases during the fiscal year. Non-Felony charges include Misdemeanor, Violation, Local Ordinance, or Other charges within those cases.

27A.460(11)

27A.460(11) The number of juvenile offenders tried as an adult

Of the 0 Felony level charges disposed within the Youthful Offender cases, 0 (None%) charges were convicted.

Youthful Offender

	Grand Total
Felony Charges by Disposition Type	0

Note: A youth charged prior to their 18th birthday, proceeded against as a youthful offender under KRS 635.020(7) may not be included in the above.

KRS 635.020(7) If a person who is eighteen (18) or older is charged with a felony that occurred prior to their eighteenth birthday, the court shall, upon motion of the county attorney made prior to adjudication and consultation with the Commonwealth's Attorney, the case may proceed in accordance with the provisions of KRS 640.010.

* A case may consist of one or multiple convicted charges, the distinct count of cases counts the case only once.

* Other Disposition types include: Denied, Extradition, Grand Jury, Granted, Merged, Mistrial, Grand Jury, Other, Remanded, and Sealed Records.

* See methodology notes for information on any cases or charges that may be excluded.

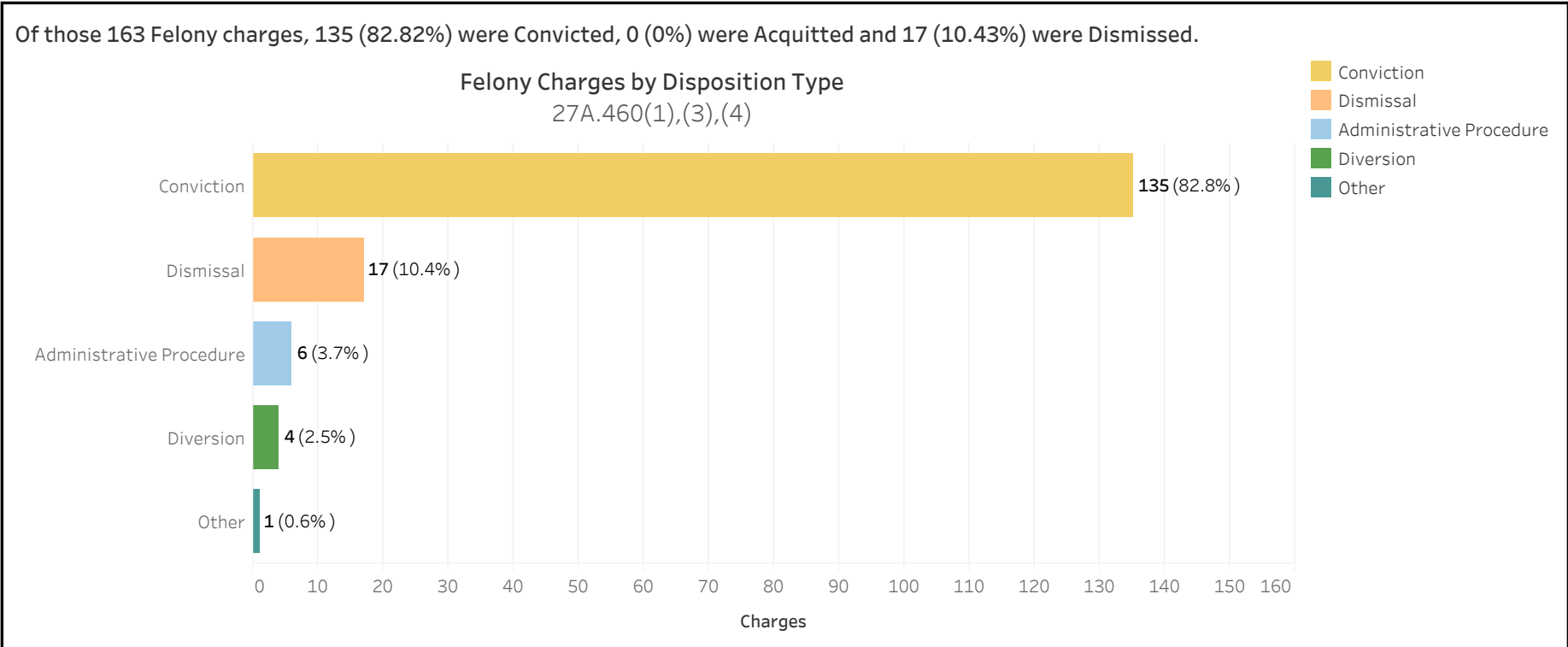


ADMINISTRATIVE OFFICE OF THE COURTS
Research and Statistics
 Annual Report FY 2024
 Circuit Court - Felony Criminal Cases

WOODFORD COUNTY

There were 163 Felony level charges and 5 Non-Felony level charges disposed within 105 Circuit Criminal cases during the Fiscal Year. Non-Felony charges include Misdemeanor, Violation, Local Ordinance or Other charges within those cases.

	Charges	Cases
WOODFORD Felony	163	101
Felony amended to Non-Felony	5	



27A.460(1) Conviction Percentages

27A.460(3) Percentage of Acquittals

27A.460(4) Percentage of Dismissals

* A case may consist of one or multiple convicted charges, the distinct count of cases counts the case only once.

* Other Disposition types include: Denied, Extradition, Grand Jury, Granted, Merged, Mistrial, Grand Jury, Other, Remanded, and Sealed Records.

* See methodology notes for information on any cases or charges that may be excluded.



ADMINISTRATIVE OFFICE OF THE COURTS
Research and Statistics
 Annual Report FY 2024
 Circuit Court - Felony Criminal Cases

WOODFORD COUNTY

Felony Charges Convicted by Highest Penalty Type

Penalty Type	FELONY			MISDEMEANOR			OTHER			VIOLATION			Grand Total		
	Charges	% of Chgs	Cases	Charges	% of Chgs	Cases	Charges	% of Chgs	Cases	Charges	% of Chgs	Cases	Charges	% of Chgs	Cases
Incarcerated Prison	1,885	41.6%	595	22	1.0%	15				2	0.7%	2	1,909	27.7%	598
Incarcerated Jail	526	11.6%	267	736	35.1%	379				17	6.3%	12	1,279	18.5%	549
Alternative: Home Incarceration				4	0.2%	2							4	0.1%	2
Alternative: Probation	2,021	44.6%	905	721	34.4%	380				9	3.3%	7	2,751	39.9%	926
Alternative: Cond. Discharged	64	1.4%	46	551	26.3%	284	1	100.0%	1	3	1.1%	1	619	9.0%	320
Alternative Sentence	1	0.0%	1	8	0.4%	7				26	9.6%	21	35	0.5%	27
Pay Fine	2	0.0%	2	13	0.6%	10				156	57.6%	109	171	2.5%	113
Pay Court Cost	1	0.0%	1	1	0.0%	1				3	1.1%	3	5	0.1%	5
Other Penalty	15	0.3%	12	26	1.2%	16				54	19.9%	37	95	1.4%	59
No Sentence	20	0.4%	15	14	0.7%	9				1	0.4%	1	35	0.5%	18
Grand Total	4,535	100.0%	1,774	2,096	100.0%	1,081	1	100.0%	1	271	100.0%	188	6,903	100.0%	2,139

27A.460(2) Percentages of fines, imprisonment, or other penalty assessment

Original & Final Plea Type

		GUILTY	NOT GUILTY	UNKNOWN PLEA TYPE	Grand Total
Felony Charges	Original Plea	15 (9.2%)	119 (73.0%)	29 (17.8%)	163 (100.0%)
	Final Plea	134 (82.2%)		29 (17.8%)	163 (100.0%)
Felony amended to Non-Felony	Original Plea		1 (20.0%)	4 (80.0%)	5 (100.0%)
	Final Plea	1 (20.0%)		4 (80.0%)	5 (100.0%)

27A.460(5) Percentage of pleas as charges

27A.460(6) Percentage of pleas to reduce charges

* A case may consist of one or multiple convicted charges, the distinct count of cases counts the case only once.

* Other Disposition types include: Denied, Extradition, Grand Jury, Granted, Merged, Mistrial, Grand Jury, Other, Remanded, and Sealed Records.

* See methodology notes for information on any cases or charges that may be excluded.



ADMINISTRATIVE OFFICE OF THE COURTS
Research and Statistics
 Annual Report FY 2024
 Circuit Court - Felony Criminal Cases

WOODFORD COUNTY

Cases can have multiple charges which are heard either by a Court Trial, Jury Trial, No Trial, or by a combination of trial types. Cases are categorized by how all the charges within the case were disposed. If all charges were disposed by the same trial type, it is counted in the separate category, otherwise, it is counted within the Mixed Trial category. If a charge had no trial type entered or it had No Trial, then it is counted in the No Trial category.

Cases by Trial Type
 27A.460(7), (8), (9), (10)

	Mixed Trial Typ..	No Trial	Grand Total
Felony Amended Down to Non-Felony		4	4
		100.00%	100.00%
Felony Charges	8	93	101
	7.92%	92.08%	100.00%
Felony Convictions	8	75	83
	9.64%	90.36%	100.00%

- 27A.460(7) Percentage of disposition to guilty as charged by trial
- 27A.460(8) Percentage of those found guilty of lesser charge by trial
- 27A.460(9) Percentage of cases where jury trial taken
- 27A.460(10) Percentage of trials which are bench (court) trials

Shock Probation by Disposition Type
 27A.440(3)(b)

	Granted	Grand Total
0026090 SHOCK PROBATION IN FELONY CONVICTIONS	2	2
	100.00%	100.00%

27A.440(3)(b) Extracted data on shock probation shall be placed in the annual report of the Administrative Office of the Courts

- * A case may consist of one or multiple convicted charges, the distinct count of cases counts the case only once.
- * Other Disposition types include: Denied, Extradition, Grand Jury, Granted, Merged, Mistrial, Grand Jury, Other, Remanded, and Sealed Records.
- * See methodology notes for information on any cases or charges that may be excluded.



ADMINISTRATIVE OFFICE OF THE COURTS
Research and Statistics
Annual Report FY 2024
Circuit Court - Felony Criminal Cases

WOODFORD COUNTY

Youthful Offenders

There were 0 Felony level charges and 0 Non-Felony level charges disposed within 0 Circuit Criminal cases during the fiscal year. Non-Felony charges include Misdemeanor, Violation, Local Ordinance, or Other charges within those cases.

27A.460(11)

27A.460(11) The number of juvenile offenders tried as an adult

Of the 0 Felony level charges disposed within the Youthful Offender cases, 0 (None%) charges were convicted.

Youthful Offender

	Grand Total
Felony Charges by Disposition Type	0

Note: A youth charged prior to their 18th birthday, proceeded against as a youthful offender under KRS 635.020(7) may not be included in the above.

KRS 635.020(7) If a person who is eighteen (18) or older is charged with a felony that occurred prior to their eighteenth birthday, the court shall, upon motion of the county attorney made prior to adjudication and consultation with the Commonwealth's Attorney, the case may proceed in accordance with the provisions of KRS 640.010.

* A case may consist of one or multiple convicted charges, the distinct count of cases counts the case only once.

* Other Disposition types include: Denied, Extradition, Grand Jury, Granted, Merged, Mistrial, Grand Jury, Other, Remanded, and Sealed Records.

* See methodology notes for information on any cases or charges that may be excluded.