



COMPLAINTS WITH MOST RECENT PRELIMINARY INQUIRY ACTION 2/3/2019 – 6/2/2022 STATEWIDE

June 2, 2022

Statistics Request Overall Description

On May 24, 2022, Family and Juvenile Services requested from Research and Statistics a report containing the number of preliminary inquiries conducted since February 3, 2019, with disability information broken down by Race/Ethnicity.

AOC CDWCMS, the case management and information system used by AOC Court Designated Workers, was queried for complaints conducted after February 3, 2019, in which the preliminary inquiry interview proceeded past the third interview screen (*Child's Rights*) and was completed on:

- The tenth interview screen (*Submit* – indicating there was no Diversion Agreement);
- The fourteenth interview screen (*Home Information* – if there was a Diversion Agreement and the interview was conducted prior to the February 1, 2019, implementation of the Preliminary Inquiry web application); or
- The fifteenth interview screen (*Personal Goals* – if there was a Diversion Agreement and the interview was conducted on or after February 1, 2019).

Statistical Tables (20_CDW7003)

Report 20_CDW7003 displays the requested data for complaints with a preliminary inquiry conducted after February 3, 2019, in a horizontal bar graph and in cross-tabulation format detailed below:

Page 1: Provides two horizontal bar graphs: The graph on the top of the page displays all complaints with the proportion of complaints with reported disabilities by Race/Ethnicity. The graph on the bottom of the page displays the complaints with reported disabilities by disability type.

Page 2: Provides a horizontal bar graph with a separate color representing each race/ethnicity sorted by each reported disability type. A separate bar graph on the bottom of the page provides the complaints with no disabilities by race/ethnicity.

Page 3: Provides a cross-tabulation of complaints by reported disability type, including counts of youth and complaints, and is cross-tabulated by Race/Ethnicity.

Statistical Analysis Considerations:

- The data presented is a snapshot in time, as of the date of the query, June 2, 2022.
- Complaint counts do not equal a count of youth since a youth may have multiple complaints.
- A single referral (complaint) may contain one or more charges.

COMPLAINTS WITH MOST RECENT PRELIMINARY INQUIRY ACTION
2/3/2019 – 6/2/2022 STATEWIDE

Data Variables Requested		
Database	Data Variable	Description
CDWCMS	Disability Type	<p>Indicates that the youth selected one or more of the following disability types to the question <i>Do you have a disability?</i> during the health information portion of the Preliminary Inquiry.</p> <ul style="list-style-type: none"> • Learning Disability • Mental Disability • Medical Disability • Intellectual Disability • Vision Disability • Developmental Disability • Other Disability <p>Instances in which the youth indicated that more than 1 disability type applied are placed into the category</p> <ul style="list-style-type: none"> • More than 1 Disability Indicated
	Race/Ethnicity	<p>The race and ethnicity of the youth, reported in the following categories:</p> <ul style="list-style-type: none"> • Black: African American Non-Hispanic • Hispanic: Any race with Hispanic ethnicity indicated • White: Caucasian Non-Hispanic • Other: Non-Hispanic Asian, American Indian, or any race indicated as “Other” • Unknown: any missing entries.
	Preliminary Inquiry Date	The date in which the preliminary inquiry was conducted.
	Youth	A count of unique juveniles included in the referrals (complaints) reported.
	Complaints	A count of complaints (referrals) within each category. One juvenile may have multiple referrals in the reported time frame.

Disclaimer Associated with KCOJ/AOC Database(s) and Element(s)

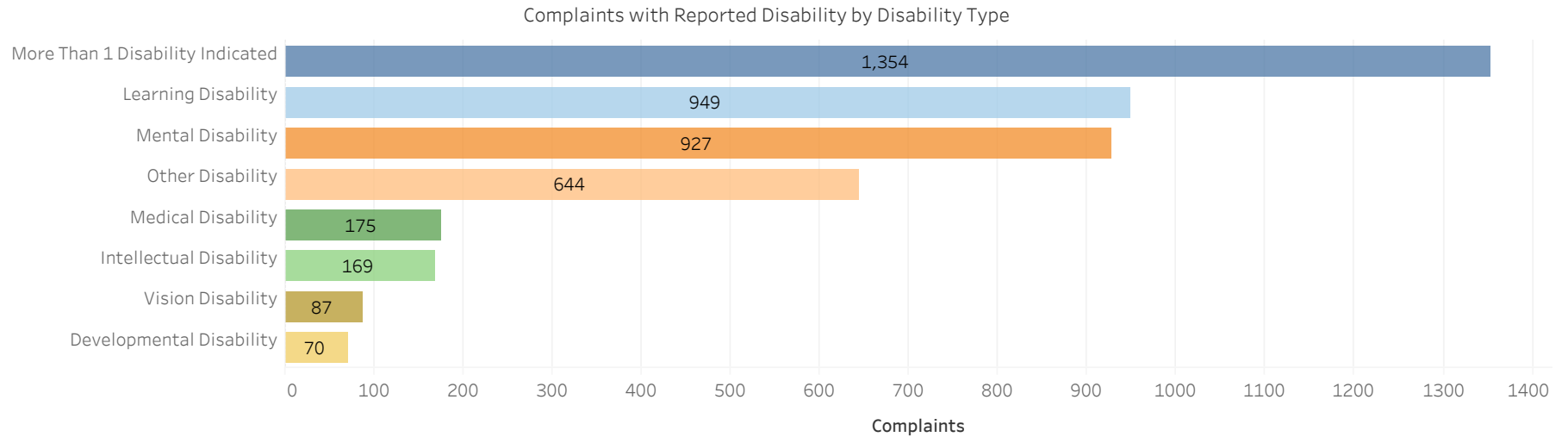
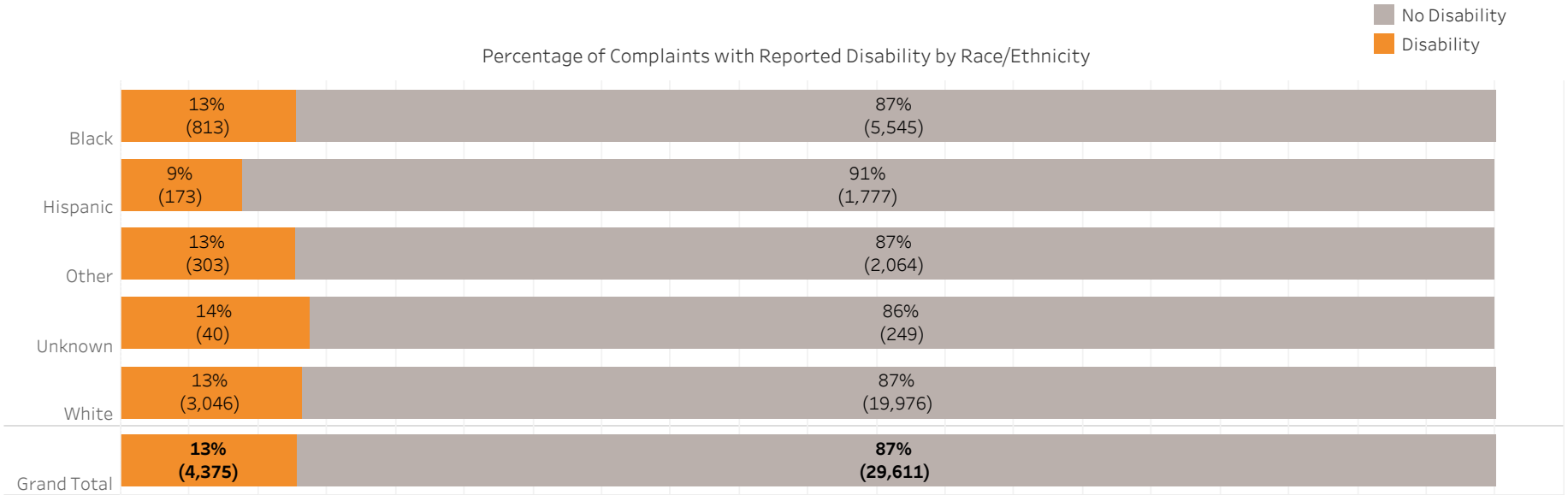
Research and Statistics Disclaimer for CDWCMS Requests

The data from this report is provided from the Court Designated Worker program. Information received from the Court Designated Worker Program electronic case management system (CDWCMS) is subject to change(s), reprogramming, modification(s) of format and availability at the direction of the Administrative Office of the Courts (AOC) and may not at any particular moment reflect the true status of court cases due to ordinary limitation(s), delay(s) or error(s) in the system's operation. Information is gathered from the data source(s) on a requested, just-in-time basis. The data is static, representing a particular moment in time.

ADMINISTRATIVE OFFICE OF THE COURTS

Research and Statistics

Complaints With Most Recent Preliminary Inquiry Action
2/3/2019 - 6/2/2020 Statewide by Reported Disability Type



* Data provided from the Court Designated Workers Case Management System.

* Counts are of distinct complaints. A single youth may have multiple complaints and a single complaint may contain one or more charges.

* A single complaint may include more than one preliminary inquiry. The most recent Preliminary Inquiry for each complaint is included in this report.

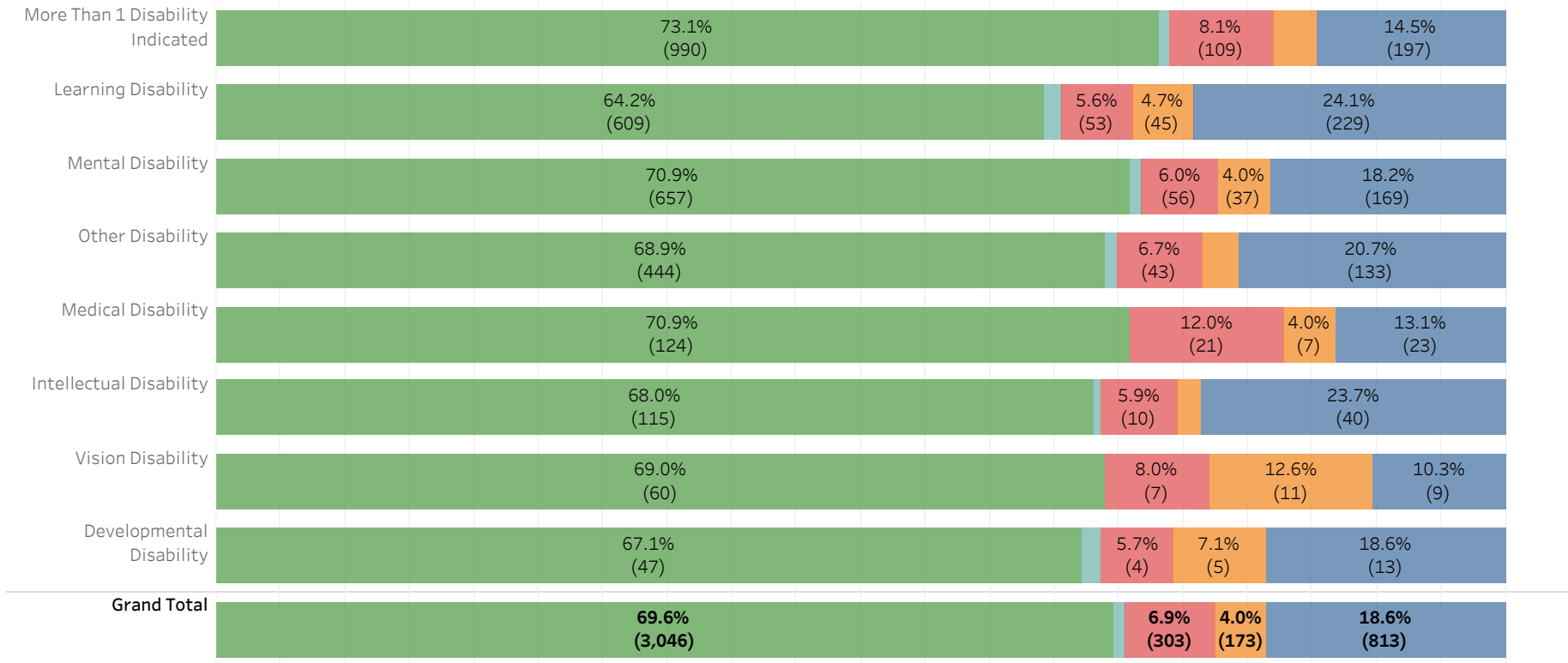
ADMINISTRATIVE OFFICE OF THE COURTS

Research and Statistics

Complaints With Most Recent Preliminary Inquiry Action
2/3/2019 - 6/2/2020 Statewide by Reported Disability Type

White Unknown Other Hispanic Black

Percentage of Complaints with Reported Disabilities by Disability Type & Race/Ethnicity



Percentage of Complaints with No Reported Disabilities by Race/Ethnicity



* Data provided from the Court Designated Workers Case Management System.
 * Counts are of distinct complaints. A single youth may have multiple complaints and a single complaint may contain one or more charges.
 * A single complaint may include more than one preliminary inquiry. The most recent Preliminary Inquiry for each complaint is included in this report.

ADMINISTRATIVE OFFICE OF THE COURTS

Research and Statistics

Complaints With Most Recent Preliminary Inquiry Action
2/3/2019 - 6/2/2020 Statewide by Reported Disability Type

Complaints by Reported Disability Type & Race/Ethnicity

Disability			White	Black	Hispanic	Other	Unknown	Grand Total
More Than 1 Disability Indicated	Complaints		990	197	47	109	11	1,354
	% of Complaints		73.1%	14.5%	3.5%	8.1%	0.8%	100.0%
	Youth		835	161	40	85	11	1,132
Learning Disability	Complaints		609	229	45	53	13	949
	% of Complaints		64.2%	24.1%	4.7%	5.6%	1.4%	100.0%
	Youth		553	193	37	46	13	842
Mental Disability	Complaints		657	169	37	56	8	927
	% of Complaints		70.9%	18.2%	4.0%	6.0%	0.9%	100.0%
	Youth		579	142	30	46	8	805
Other Disability	Complaints		444	133	18	43	6	644
	% of Complaints		68.9%	20.7%	2.8%	6.7%	0.9%	100.0%
	Youth		408	113	16	38	6	581
Medical Disability	Complaints		124	23	7	21	0	175
	% of Complaints		70.9%	13.1%	4.0%	12.0%	0.0%	100.0%
	Youth		114	22	7	16	0	159
Intellectual Disability	Complaints		115	40	3	10	1	169
	% of Complaints		68.0%	23.7%	1.8%	5.9%	0.6%	100.0%
	Youth		106	34	3	10	1	154
Vision Disability	Complaints		60	9	11	7	0	87
	% of Complaints		69.0%	10.3%	12.6%	8.0%	0.0%	100.0%
	Youth		56	7	10	7	0	80
Developmental Disability	Complaints		47	13	5	4	1	70
	% of Complaints		67.1%	18.6%	7.1%	5.7%	1.4%	100.0%
	Youth		45	12	5	4	1	67
Total	Complaints		3,046	813	173	303	40	4,375
	% of Complaints		69.6%	18.6%	4.0%	6.9%	0.9%	100.0%
	Youth		2,503	622	138	239	40	3,542
No Disability Total	Complaints		19,976	5,545	1,777	2,064	249	29,611
	% of Complaints		67.5%	18.7%	6.0%	7.0%	0.8%	100.0%
	Youth		15,271	3,890	1,380	1,448	215	22,204
Grand Total	Complaints		23,020	6,357	1,950	2,367	289	33,983
	% of Complaints		67.7%	18.7%	5.7%	7.0%	0.9%	100.0%
	Youth		17,226	4,339	1,494	1,624	249	24,932

* Data provided from the Court Designated Workers Case Management System.

* Counts are of distinct complaints. A single youth may have multiple complaints and a single complaint may contain one or more charges.

* A single complaint may include more than one preliminary inquiry. The most recent Preliminary Inquiry for each complaint is included in this report.