



Department of Information Technology Services
Research and Statistics
1001 Vandalay Drive
Frankfort, KY 40601
(502) 573-2350

CASEY'S LAW DOCUMENTS ENTERED IN MENTAL HEALTH CASES CALENDAR YEARS 2004-2024 STATEWIDE

January 22, 2025

By
Daniel Sturtevant (*Data Officer*)
Lyn Guarnieri (*Research & Statistics Team Lead*)

Statistics Request Overall Description

On January 8, 2025, Research and Statistics received a request for the number of *Verified Petition for Involuntary Treatment (PIHAD)* and *Judgment and Order for Involuntary Treatment (JOIT)* documents entered statewide in mental health cases from the implementation of Casey's Law in 2004 through December 31, 2024.

CourtNet, which provides a summary of cases statewide, was queried for document types *PIHAD* and *JOIT* entered in mental health cases from January 1, 2004, to December 31, 2024, statewide.

Statistical Report 21_RS2002

The report is comprised of the following content:

Page 1: PIHAD documents entered by judicial region and year: Includes a line chart and cross-tabulation displaying statewide totals for Calendar Years (CY) 2004-2024.

Page 2-3: A cross-tabulation including counts of PIHAD cases and documents entered grouped by judicial region and year is provided over the course of two pages with CY 2004-2014 on Page 2 and CY 2015-2024 and the CY Totals on Page 3.

Page 4: JOIT documents entered by judicial region and year: Includes a line chart and cross-tabulation displaying statewide totals for Calendar Years 2004-2024.

Page 5-6: A cross-tabulation including counts of JOIT cases and documents entered grouped by judicial region and year is provided over the course of two pages with CY 2004-2014 on Page 2 and CY 2015-2024 and the CY Totals on Page 3.

Page 7: Line chart comparing PIHAD and JOIT documents entered by year

Pages 8 – 11: Cross-tabulation of PIHAD & JOIT documents entered by judicial region and county for the entire reported date range.

CASEY'S LAW DOCUMENTS ENTERED IN MENTAL HEALTH CASES CALENDAR YEARS 2004-2024 STATEWIDE

Statistical Report 21_RS2002

A map of the Kentucky Court of Justice Judicial Regions is attached to the end of this report.

Statistical Analysis Considerations:

- These statistics represent a snapshot in time as of the date the data was queried: 1/22/2025.
- A single case may contain more than one document and an individual may be party to one or more cases during any period.
- Any statistic of five or fewer cases is hidden in this report. All such statistics should be interpreted as "Zero to Five Cases." Such hidden cases are calculated in any totals/subtotals if the totals/subtotals equate to six or more cases.

Data Variables Requested

Database	Data Variable	Description
CourtNet	Judicial Region	A geographic group of counties combining nearby judicial districts.
	Calendar Year	The calendar year in which a document was filed within a case.
	Case Type	The present report analyzes Disability & Mental Health and Juvenile special proceeding types of mental health cases.
	Document Type	The documents analyzed are those associated with Casey's Law. Verified Petition for Involuntary Treatment (PIHAD) and Judgment and Order for Involuntary Treatment (JOIT).
	Documents	The total number of documents among any cases.
	Cases	A distinct count of cases.

Disclaimer Associated with KCOJ/AOC Database(s) and Element(s)

RESEARCH AND STATISTICS DISCLAIMER

Information received from KYCourts/CourtNet is subject to change(s), reprogramming, modification(s) of format and availability at the direction of the Administrative Office of the Courts (AOC), and may not at any particular moment reflect the true status of court cases due to ordinary limitation(s), delay(s) or error(s) in the system's operation. The KYCourts/CourtNet database is not a real-time system. All datasets are a snapshot of case data at the time a query is run. Case counts are not counts of individuals as some persons may have multiple cases.

The AOC disclaims any warranties as to the validity of the information obtained from KYCourts/CourtNet. The recipient is solely responsible for verifying information received from KYCourts/CourtNet through the cross-referencing of official court records. The AOC shall not be liable to the recipient, or to any third party using the system or information obtained therefrom, for any damages whatsoever arising out of the use of KYCourts/CourtNet.

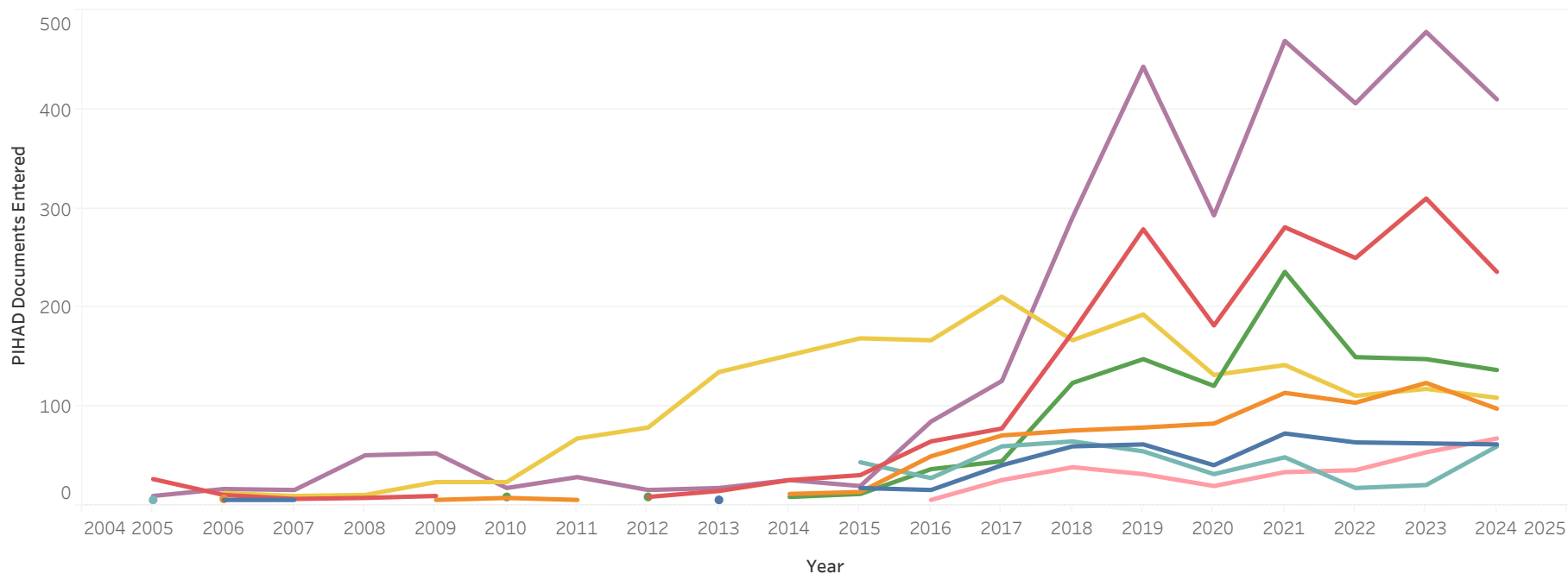


ADMINISTRATIVE OFFICE OF THE COURTS
Research and Statistics

21_RS2002

Casey's Law Documents Entered in Mental Health Cases
January 1, 2004 to December 31, 2024 Statewide

Verified Petition for Involuntary Treatment (PIHAD)



Judicial Region

- 1 - Purchase
- 2 - Green River
- 3 - Cumberland
- 4 - Metro
- 5 - Bluegrass
- 6 - Northern
- 7 - Mountain
- 8 - Fayette

Calendar Years 2004-2024 Statewide

	2004	2005	2006	2007	2008	2009	2010	2011	2012	2013	2014	2015	2016	2017	2018	2019	2020	2021	2022	2023	2024	Grand Total
Cases	12	54	58	47	84	98	65	114	125	185	229	309	450	649	981	1,283	892	1,391	1,132	1,303	1,173	10,626
Documents	12	54	58	47	84	98	67	114	125	187	232	312	454	658	997	1,291	904	1,398	1,139	1,316	1,180	10,727

Statistical Analyses Considerations:

*The statistics presented are based on data collected from the CourtNet database.

*A single case may contain more than one document and an individual may be party to one or more cases during any period of time.

*Any statistic of five or fewer cases is hidden in this report. All such statistics should be interpreted as "Zero to Five Cases." Such hidden cases are calculated in any totals/subtotals if the totals/subtotals equate to six or more cases.

Date of Query:

1/22/2025

Page 1 of 11



**ADMINISTRATIVE OFFICE OF THE COURTS
Research and Statistics**

21_RS2002

**Casey's Law Documents Entered in Mental Health Cases
January 1, 2004 to December 31, 2024 Statewide**

**Verified Petition for Involuntary Treatment (PIHAD)
(Page 1 of 2)**

Calendar Years 2004-2014

Judicial Region		2004	2005	2006	2007	2008	2009	2010	2011	2012	2013	2014
1 - Purchase	Cases			6	6							
	Documents			6	6						6	
2 - Green River	Cases			7			6	8	6			12
	Documents			7			6	8	6			12
3 - Cumberland	Cases		27	11	7	8	10			9	15	26
	Documents		27	11	7	8	10			9	15	26
4 - Metro	Cases		6									
	Documents		6									
5 - Bluegrass	Cases							8		9		9
	Documents							9		9		9
6 - Northern	Cases			13	10	11	24	23	68	79	135	152
	Documents			13	10	11	24	24	68	79	135	152
7 - Mountain	Cases		10	17	16	51	53	18	29	16	18	24
	Documents		10	17	16	51	53	18	29	16	18	26
8 - Fayette	Cases											
	Documents											
Grand Total	Cases	12	54	58	47	84	98	65	114	125	185	229
	Documents	12	54	58	47	84	98	67	114	125	187	232

Statistical Analyses Considerations:

*The statistics presented are based on data collected from the CourtNet database.

*A single case may contain more than one document and an individual may be party to one or more cases during any period of time.

*Any statistic of five or fewer cases is hidden in this report. All such statistics should be interpreted as "Zero to Five Cases." Such hidden cases are calculated in any totals/subtotals if the totals/subtotals equate to six or more cases.

Date of Query:

1/22/2025

Page 2 of 11



**ADMINISTRATIVE OFFICE OF THE COURTS
Research and Statistics**

21_RS2002

**Casey's Law Documents Entered in Mental Health Cases
January 1, 2004 to December 31, 2024 Statewide**

**Verified Petition for Involuntary Treatment (PIHAD)
(Page 2 of 2)**

Calendar Years 2015-2024

Judicial Region		2015	2016	2017	2018	2019	2020	2021	2022	2023	2024	Grand Total
1 - Purchase	Cases	17	16	41	60	62	40	73	64	63	60	535
	Documents	18	16	41	60	62	41	73	64	63	62	541
2 - Green River	Cases	14	50	71	76	79	81	111	103	124	97	861
	Documents	14	50	71	76	79	83	114	104	124	98	868
3 - Cumberland	Cases	31	65	77	173	276	180	280	249	306	236	1,996
	Documents	31	65	78	175	279	182	281	250	310	236	2,011
4 - Metro	Cases	43	28	60	65	55	32	49	18	21	60	448
	Documents	44	28	60	65	55	32	49	18	21	60	450
5 - Bluegrass	Cases	12	36	45	123	146	119	235	149	147	136	1,193
	Documents	12	37	45	124	148	121	236	150	148	137	1,204
6 - Northern	Cases	169	166	211	167	193	128	141	109	114	107	2,020
	Documents	169	167	211	167	193	132	142	111	118	109	2,040
7 - Mountain	Cases	19	85	125	291	440	292	468	404	474	409	3,260
	Documents	20	85	126	291	443	293	469	406	478	410	3,276
8 - Fayette	Cases			19	26	32	20	34	36	54	68	313
	Documents			26	39	32	20	34	36	54	68	337
Grand Total	Cases	309	450	649	981	1,283	892	1,391	1,132	1,303	1,173	10,626
	Documents	312	454	658	997	1,291	904	1,398	1,139	1,316	1,180	10,727

Statistical Analyses Considerations:

*The statistics presented are based on data collected from the CourtNet database.

*A single case may contain more than one document and an individual may be party to one or more cases during any period of time.

*Any statistic of five or fewer cases is hidden in this report. All such statistics should be interpreted as "Zero to Five Cases." Such hidden cases are calculated in any totals/subtotals if the totals/subtotals equate to six or more cases.

Date of Query:

1/22/2025

Page 3 of 11

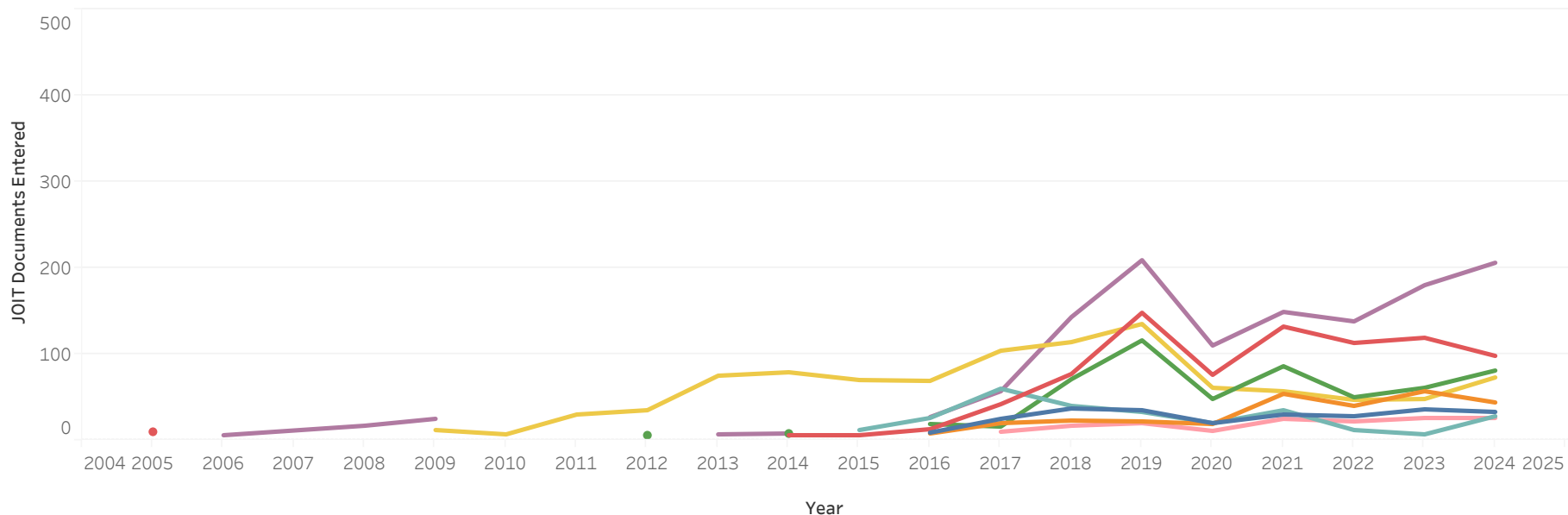


ADMINISTRATIVE OFFICE OF THE COURTS
Research and Statistics

21_RS2002

Casey's Law Documents Entered in Mental Health Cases
January 1, 2004 to December 31, 2024 Statewide

Judgment and Order for Involuntary Treatment (JOIT)



Judicial Region

- 1 - Purchase
- 2 - Green River
- 3 - Cumberland
- 4 - Metro
- 5 - Bluegrass
- 6 - Northern
- 7 - Mountain
- 8 - Fayette

Calendar Years 2004-2024 Statewide

	2005	2006	2007	2008	2009	2010	2011	2012	2013	2014	2015	2016	2017	2018	2019	2020	2021	2022	2023	2024	Grand Total
Cases	16	16	8	26	42	15	36	46	83	104	98	153	275	444	585	329	498	396	478	519	4,015
Documents	18	16	9	27	44	15	37	50	88	106	107	172	334	522	718	365	568	450	534	589	4,774

Statistical Analyses Considerations:

- *The statistics presented are based on data collected from the CourtNet database.
- *A single case may contain more than one document and an individual may be party to one or more cases during any period of time.
- *Any statistic of five or fewer cases is hidden in this report. All such statistics should be interpreted as "Zero to Five Cases." Such hidden cases are calculated in any totals/subtotals if the totals/subtotals equate to six or more cases.



ADMINISTRATIVE OFFICE OF THE COURTS
Research and Statistics

21_RS2002

Casey's Law Documents Entered in Mental Health Cases
January 1, 2004 to December 31, 2024 Statewide

Judgment and Order for Involuntary Treatment (JOIT)
 (Page 1 of 2)

Calendar Years 2004-2014

Judicial Region		2004	2005	2006	2007	2008	2009	2010	2011	2012	2013	2014
1 - Purchase	Cases											
	Documents											
2 - Green River	Cases											
	Documents											
3 - Cumberland	Cases		8									6
	Documents		10									6
4 - Metro	Cases											
	Documents											
5 - Bluegrass	Cases											7
	Documents									6		8
6 - Northern	Cases						12	7	29	34	70	78
	Documents						12	7	30	35	75	79
7 - Mountain	Cases			6		16	23				7	8
	Documents			6		17	25				7	8
8 - Fayette	Cases											
	Documents											
Grand Total	Cases		16	16	8	26	42	15	36	46	83	104
	Documents		18	16	9	27	44	15	37	50	88	106

Statistical Analyses Considerations:

*The statistics presented are based on data collected from the CourtNet database.

*A single case may contain more than one document and an individual may be party to one or more cases during any period of time.

*Any statistic of five or fewer cases is hidden in this report. All such statistics should be interpreted as "Zero to Five Cases." Such hidden cases are calculated in any totals/subtotals if the totals/subtotals equate to six or more cases.

Date of Query:
 1/22/2025
 Page 5 of 11



ADMINISTRATIVE OFFICE OF THE COURTS
Research and Statistics

21_RS2002

Casey's Law Documents Entered in Mental Health Cases
January 1, 2004 to December 31, 2024 Statewide

Judgment and Order for Involuntary Treatment (JOIT)
 (Page 2 of 2)

Calendar Years 2015-2024

Judicial Region		2015	2016	2017	2018	2019	2020	2021	2022	2023	2024	Grand Total
1 - Purchase	Cases		8	18	33	29	18	23	23	27	26	214
	Documents		9	25	37	35	20	30	28	36	33	271
2 - Green River	Cases		8	19	22	18	18	46	33	49	39	249
	Documents		8	20	23	22	19	54	40	57	44	300
3 - Cumberland	Cases		12	38	69	129	72	112	104	104	78	740
	Documents	6	13	42	77	148	76	132	113	119	98	860
4 - Metro	Cases	11	18	42	40	32	20	35	12	7	27	241
	Documents	12	26	60	40	33	20	35	12	7	28	275
5 - Bluegrass	Cases		15	13	58	79	46	82	44	61	75	480
	Documents		19	16	71	116	48	86	50	61	81	575
6 - Northern	Cases	65	66	87	87	112	54	53	43	46	64	896
	Documents	70	69	104	114	135	61	57	47	48	73	1,032
7 - Mountain	Cases		25	48	120	172	94	128	119	162	189	1,073
	Documents		27	57	143	209	110	149	138	180	206	1,296
8 - Fayette	Cases			10	15	14	7	19	18	22	21	122
	Documents			10	17	20	11	25	22	26	26	165
Grand Total	Cases	98	153	275	444	585	329	498	396	478	519	4,015
	Documents	107	172	334	522	718	365	568	450	534	589	4,774

Statistical Analyses Considerations:

*The statistics presented are based on data collected from the CourtNet database.

*A single case may contain more than one document and an individual may be party to one or more cases during any period of time.

*Any statistic of five or fewer cases is hidden in this report. All such statistics should be interpreted as "Zero to Five Cases." Such hidden cases are calculated in any totals/subtotals if the totals/subtotals equate to six or more cases.

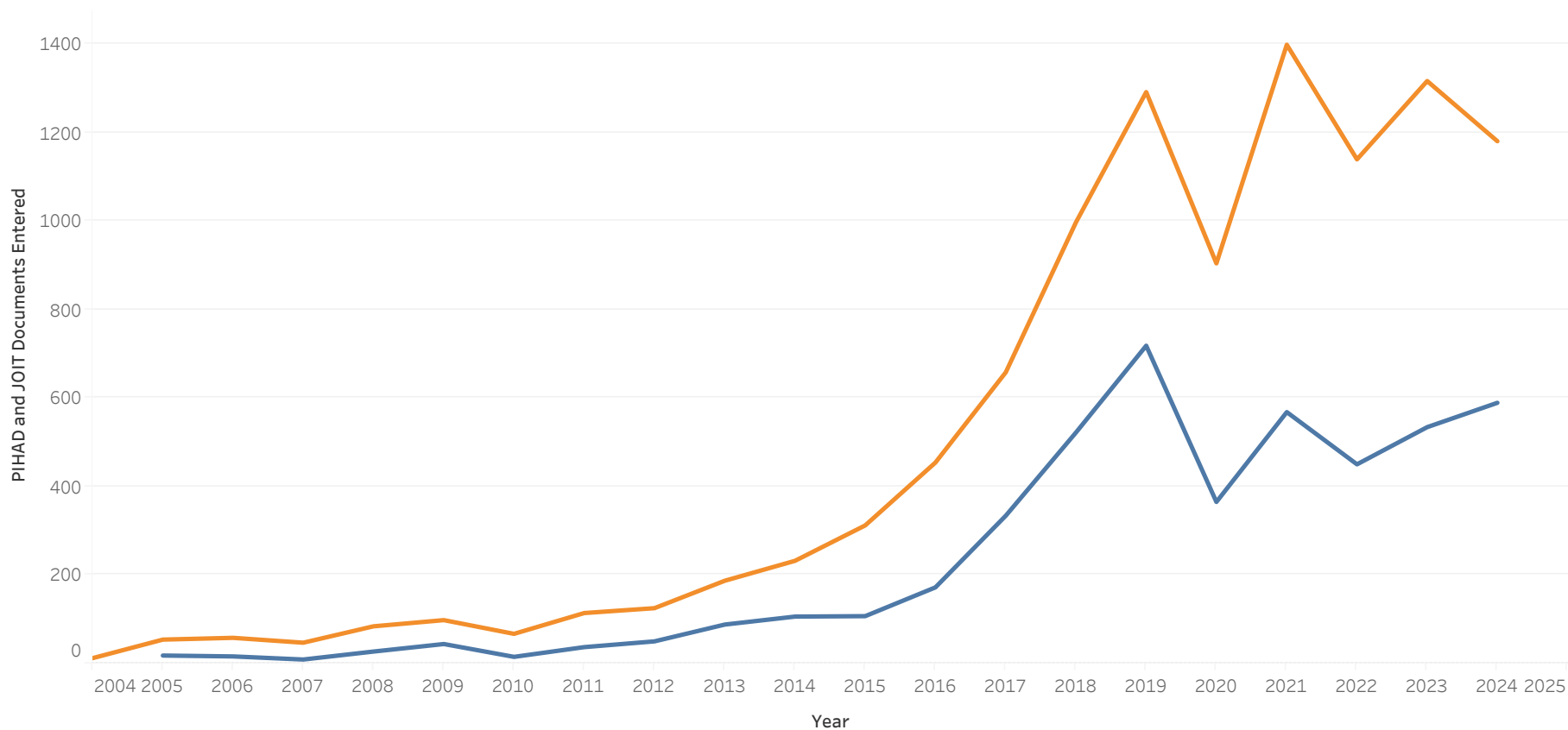


ADMINISTRATIVE OFFICE OF THE COURTS
Research and Statistics

21_RS2002

Casey's Law Documents Entered in Mental Health Cases
January 1, 2004 to December 31, 2024 Statewide

Verified Petition for Involuntary Treatment (PIHAD) and Judgment and Order for Involuntary Treatment (JOIT)



Document Type

- PIHAD
- JOIT

Statistical Analyses Considerations:

*The statistics presented are based on data collected from the CourtNet database.

*A single case may contain more than one document and an individual may be party to one or more cases during any period of time.

*Any statistic of five or fewer cases is hidden in this report. All such statistics should be interpreted as "Zero to Five Cases." Such hidden cases are calculated in any totals/subtotals if the totals/subtotals equate to six or more cases.

Date of Query:

1/22/2025

Page 7 of 11



ADMINISTRATIVE OFFICE OF THE COURTS
Research and Statistics

21_RS2002

Casey's Law Documents Entered in Mental Health Cases
January 1, 2004 to December 31, 2024 Statewide

Verified Petition for Involuntary Treatment (PIHAD) and Judgment and Order for
Involuntary Treatment (JOIT)

Judicial Region	County	PIHAD		JOIT		Grand Total	
		Cases	Documents	Cases	Documents	Cases	Documents
1 - Purchase	BALLARD	7	7			7	10
	CALDWELL	10	10			10	16
	CALLOWAY	31	31	15	16	32	47
	CARLISLE	7	7			7	8
	CHRISTIAN	41	43	20	23	41	66
	CRITTENDEN						
	FULTON	7	7			7	7
	GRAVES	38	38	21	24	39	62
	HENDERSON	122	124	46	78	122	202
	HICKMAN						
	HOPKINS	84	84	25	28	84	112
	LIVINGSTON	9	9	7	8	9	17
	LYON	10	11	7	9	10	20
	MARSHALL	31	31	6	6	31	37
	MCCRACKEN	68	69	27	33	68	102
	MCLEAN	20	20	12	16	20	36
	MUHLENBERG	23	23	9	9	23	32
	TRIGG	9	9	6	6	9	15
	UNION	8	8			8	9
	WEBSTER	7	7			7	9
	Total	535	541	214	271	538	812
2 - Green River	ALLEN	8	8			8	13
	BARREN	104	105	46	50	106	155
	BRECKINRIDGE	29	29	13	17	30	46
	BULLITT	134	134	30	31	136	165
	BUTLER	8	8			8	12
	DAVISS	102	102	18	18	103	120
	EDMONSON	7	7			7	7
	GRAYSON	81	82	30	46	83	128
	HARDIN	80	80	36	45	80	125
	HART	28	31	7	7	28	38
	LARUE	15	15			15	18

Statistical Analyses Considerations:

*The statistics presented are based on data collected from the CourtNet database.

*A single case may contain more than one document and an individual may be party to one or more cases during any period of time.

*Any statistic of five or fewer cases is hidden in this report. All such statistics should be interpreted as "Zero to Five Cases." Such hidden cases are calculated in any totals/subtotals if the totals/subtotals equate to six or more cases.

Date of Query:

1/22/2025

Page 8 of 11



ADMINISTRATIVE OFFICE OF THE COURTS
Research and Statistics

21_RS2002

Casey's Law Documents Entered in Mental Health Cases
January 1, 2004 to December 31, 2024 Statewide

**Verified Petition for Involuntary Treatment (PIHAD) and Judgment and Order for
Involuntary Treatment (JOIT)**

Judicial Region	County	PIHAD		JOIT		Grand Total	
		Cases	Documents	Cases	Documents	Cases	Documents
2 - Green River	LOGAN	40	40	20	28	40	68
	MEADE	11	11			11	14
	METCALFE						
	OHIO	17	19			17	20
	SIMPSON	16	16	7	8	17	24
	TODD	18	18			18	23
	WARREN	160	160	22	27	160	187
	Total	861	868	249	300	870	1,168
3 - Cumberland	ADAIR	93	93	66	105	93	198
	BELL	77	77	9	9	77	86
	CASEY	14	14			14	21
	CLAY	332	335	121	149	334	484
	CLINTON	14	14			14	19
	CUMBERLAND	9	9			9	15
	GREEN	25	25	11	16	26	41
	HARLAN	342	344	107	113	342	457
	JACKSON	84	84	35	42	85	126
	KNOX	124	126	53	59	124	185
	LAUREL	73	73	19	19	74	92
	LESLIE	75	75	24	29	75	104
	MARION	47	47	17	17	47	64
	MCCREARY	37	37	18	19	39	56
	MONROE	6	6			6	11
	NELSON	166	168	46	47	169	215
	PULASKI	130	133	27	27	130	160
	ROCKCASTLE	47	47			47	49
	RUSSELL	49	51	17	18	50	69
	TAYLOR	86	87	47	59	86	146
WASHINGTON	18	18			18	24	
WAYNE	44	44	31	32	46	76	
WHITLEY	104	104	67	69	104	173	
Total	1,996	2,011	740	860	2,009	2,871	

Statistical Analyses Considerations:

*The statistics presented are based on data collected from the CourtNet database.

*A single case may contain more than one document and an individual may be party to one or more cases during any period of time.

*Any statistic of five or fewer cases is hidden in this report. All such statistics should be interpreted as "Zero to Five Cases." Such hidden cases are calculated in any totals/subtotals if the totals/subtotals equate to six or more cases.

Date of Query:

1/22/2025

Page 9 of 11



ADMINISTRATIVE OFFICE OF THE COURTS
Research and Statistics

21_RS2002

Casey's Law Documents Entered in Mental Health Cases
January 1, 2004 to December 31, 2024 Statewide

**Verified Petition for Involuntary Treatment (PIHAD) and Judgment and Order for
 Involuntary Treatment (JOIT)**

Judicial Region	County	PIHAD		JOIT		Grand Total	
		Cases	Documents	Cases	Documents	Cases	Documents
4 - Metro	JEFFERSON	448	450	241	275	451	725
	Total	448	450	241	275	451	725
5 - Bluegrass	BOURBON	19	19	11	11	19	30
	BOYLE	33	34	15	15	33	49
	CLARK	158	160	70	72	159	232
	ESTILL	151	152	76	93	151	245
	FRANKLIN	75	75	16	23	75	98
	GARRARD	40	41	7	8	41	49
	JESSAMINE	122	122	52	58	123	180
	LEE	41	41	6	6	41	47
	LINCOLN	53	53	20	23	53	76
	MADISON	326	330	134	174	327	504
	MERCER	45	47	24	37	45	84
	OWSLEY	36	36	7	8	36	44
	SCOTT	70	70	28	31	70	101
	WOODFORD	24	24	14	16	25	40
Total		1,193	1,204	480	575	1,198	1,779
6 - Northern	ANDERSON	68	70	38	40	68	110
	BOONE	476	481	172	240	478	721
	BRACKEN	21	21	10	10	21	31
	CAMPBELL	367	369	161	178	369	547
	CARROLL	18	18	8	10	18	28
	FLEMING	6	6			6	9
	GALLATIN	20	20			20	24
	GRANT	59	63	23	26	60	89
	HARRISON	51	51	31	44	52	95
	HENRY	27	27	8	8	27	35
	KENTON	648	651	340	359	650	1,010
	MASON	44	46	12	14	44	60
	NICHOLAS	7	7			7	11
	OLDHAM	23	25	9	11	24	36
OWEN	21	21	9	9	21	30	

Statistical Analyses Considerations:

*The statistics presented are based on data collected from the CourtNet database.

*A single case may contain more than one document and an individual may be party to one or more cases during any period of time.

*Any statistic of five or fewer cases is hidden in this report. All such statistics should be interpreted as "Zero to Five Cases." Such hidden cases are calculated in any totals/subtotals if the totals/subtotals equate to six or more cases.

Date of Query:

1/22/2025

Page 10 of 11



**ADMINISTRATIVE OFFICE OF THE COURTS
Research and Statistics**

21_RS2002

**Casey's Law Documents Entered in Mental Health Cases
January 1, 2004 to December 31, 2024 Statewide**

**Verified Petition for Involuntary Treatment (PIHAD) and Judgment and Order for
Involuntary Treatment (JOIT)**

Judicial Region	County	PIHAD		JOIT		Grand Total	
		Cases	Documents	Cases	Documents	Cases	Documents
6 - Northern	PENDLETON	57	57	23	25	57	82
	ROBERTSON						
	SHELBY	76	76	30	33	76	109
	SPENCER	26	26	11	13	26	39
	TRIMBLE						
	Total	2,020	2,040	896	1,032	2,029	3,072
7 - Mountain	BATH	60	60	37	59	61	119
	BOYD	118	119	32	36	121	155
	BREATHITT	145	145	36	38	145	183
	CARTER	43	43	20	24	43	67
	ELLIOTT	9	9			9	10
	FLOYD	317	321	41	42	340	363
	GREENUP	13	13	7	8	14	21
	JOHNSON	143	143	60	61	144	204
	KNOTT	310	314	102	127	310	441
	LAWRENCE	68	68	15	15	68	83
	LETCHER	341	341	80	82	342	423
	LEWIS	23	23			23	24
	MAGOFFIN	94	94	60	72	97	166
	MARTIN	79	80	29	30	79	110
	MENIFEE	31	31	16	16	31	47
	MONTGOMERY	204	206	117	170	205	376
	MORGAN	18	18			18	18
	PERRY	324	324	153	163	328	487
	PIKE	329	333	61	65	330	398
	POWELL	398	398	164	235	399	633
ROWAN	122	122	30	37	123	159	
WOLFE	71	71	11	14	72	85	
Total	3,260	3,276	1,073	1,296	3,302	4,572	
8 - Fayette	FAYETTE	313	337	122	165	316	502
	Total	313	337	122	165	316	502
Grand Total		10,626	10,727	4,015	4,774	10,713	15,501

Statistical Analyses Considerations:

*The statistics presented are based on data collected from the CourtNet database.

*A single case may contain more than one document and an individual may be party to one or more cases during any period of time.

*Any statistic of five or fewer cases is hidden in this report. All such statistics should be interpreted as "Zero to Five Cases." Such hidden cases are calculated in any totals/subtotals if the totals/subtotals equate to six or more cases.

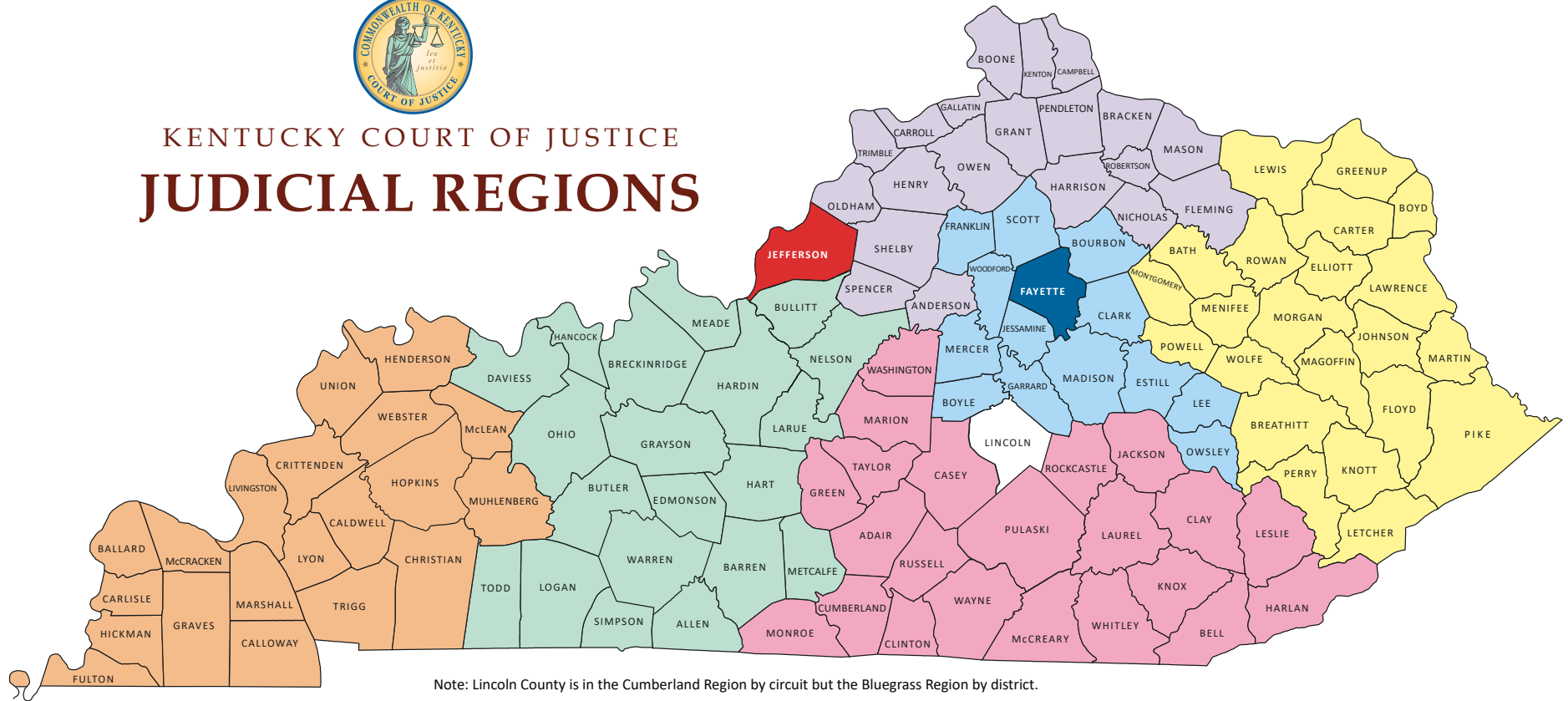
Date of Query:

1/22/2025

Page 11 of 11



KENTUCKY COURT OF JUSTICE JUDICIAL REGIONS



Note: Lincoln County is in the Cumberland Region by circuit but the Bluegrass Region by district.

1 - Purchase Region

Chief Regional Circuit Judge - C. Rene' Williams
 Vice Chief Regional Circuit Judge - Brian W. Wiggins
 Chief Regional District Judge - Hunter B. Whitesell II
 Vice Chief Regional District Judge - J. Foster Cotthoff

2 - Green River Region

Chief Regional Circuit Judge - Kelly Mark Easton
 Vice Chief Regional Circuit Judge - John T. Alexander
 Chief Regional District Judge - C. Derek Reed
 Vice Chief Regional District Judge - Kimberly W. Shumate

3 - Cumberland Region

Chief Regional Circuit Judge - Gregory A. Lay
 Vice Chief Regional Circuit Judge - David L. Williams
 Chief Regional District Judge - Jeffrey Scott Lawless
 Vice Chief Regional District Judge - Michael Loy

4 - Metro Region

Chief Regional Circuit Judge - Angela McCormick Bisig
 Chief Regional District Judge - Annette Karem
 Vice Chief Regional District Judge - Erica Williams

5 - Bluegrass Region

Chief Regional Circuit Judge - Hunter Daugherty
 Vice Chief Regional Circuit Judge - Nora J. Shepherd
 Chief Regional District Judge - Mary Jane Phelps
 Vice Chief Regional District Judge - Janet C. Booth

6 - Northern Region

Chief Regional Circuit Judge - Gregory Bartlett
 Vice Chief Regional Circuit Judge - Charles R. Hickman
 Chief Regional District Judge - Karen A. Thomas
 Vice Chief Regional District Judge - Elizabeth A. Chandler

7 - Mountain Region

Chief Regional Circuit Judge - Eddy Coleman
 Vice Chief Regional Circuit Judge - Kim Cornett Childers
 Chief Regional District Judge - Eric D. Hall
 Vice Chief Regional District Judge - H. Rupert Wilhoit III

8 - Fayette Region

Chief Regional Circuit Judge - Kimberly Nell Bunnell
 Vice Chief Regional Circuit Judge - Lucinda Masterton
 Chief Regional District Judge - T. Bruce Bell
 Vice Chief Regional District Judge - Joseph T. Bouvier