



---

## JUVENILE DELINQUENCY CASES DISPOSED AND YOUTHFUL OFFENDERS CY 2013 – CY 2022 STATEWIDE BY RACE/ETHNICITY

- DELINQUENCY CASES DISPOSED BY DISPOSITION -
  - YOUTHFUL OFFENDER CASES DISPOSED -
- 

### Statistics Request Overall Description

On April 26, 2023, the Department of Public Advocacy, requested from Research and Statistics a count of juvenile delinquency cases disposed between calendar years of 2013 through 2022, statewide and Clark/Madison counties where the Commonwealth has requested transfer to Circuit Court and the Circuit Court Youthful Offender cases disposed by youth's race/ethnicity

CourtNet, which provides a summary of cases, was queried for juvenile delinquency cases disposed from January 1, 2013 to December 31, 2022 Statewide, along with the race/ethnicity of the juvenile. An additional query was made for circuit criminal youthful offender\* cases filed during that same timeframe Statewide, along with the race/ethnicity of the youth.

\*A defendant in a Circuit Criminal case is determined to be less than 18 years old as of the filing date of the earliest charge in the case. The charge filing date is sometimes entered to reflect the filing of the original charge, but other times may be entered as the date of the indictment or data entry. As such, some minors may turn 18 before the indictment or data entry date for these charges, and any such minors are not captured in this data set. No other datapoints are available for the identification of youthful offender indictments.

### Statistical Reports (23\_RS3081, 23\_RS3080)

The statistical reports are limited to cases disposed from 1/1/2013 – 12/31/2022. The reports are sorted by calendar year and by the youth's race/ethnicity is indicated by a unique color.

---

#### 23\_RS3081 Delinquency Cases Disposed (District J Cases) CY 2013 – CY 2022

**Page 1:** The line graph (**Figure 1**) provides a count of juvenile delinquency *dispositions* by race/ethnicity by CY of the requested timeframe and the vertical bar chart provides the *total* count delinquency cases disposed by CY of the requested timeframe. The cross table below the graphs (**Table 1**) provides the same information from figure 1 in table format.

**Page 2:** The cross table (**Table 2**) provides a count of juvenile delinquency *dispositions* by race/ethnicity over the years by disposition group. The disposition group is based on the charge disposition information within each case.

---

---

**JUVENILE DELINQUENCY CASES DISPOSED AND YOUTHFUL OFFENDERS  
CY 2013 – CY 2022 STATEWIDE BY RACE/ETHNICITY**

- DELINQUENCY CASES DISPOSED BY DISPOSITION -  
- YOUTHFUL OFFENDER CASES DISPOSED -
- 
- 

**Statistical Reports (23\_RS3081, 23\_RS3080)**

**Page 3:** Continuation of (Table 2).

**Page 4:** The cross table (Table 3) provides the same information as Table 2 from Page 2 but is limited to Clark County only.

**Page 5:** The cross table (Table 4) provides the same information as Table 2 from Page 2 but is limited to Madison County only.

Statistical Analysis Considerations:

- The data presented is a snapshot in time as of report run date.
- A case may consist of one or multiple charges. The report's count of cases represents a distinct count of case numbers, regardless of the number of charges associated with the case.
- Counts of cases do not represent counts of unique individuals.
- In-order-to protect the identities of individuals associated with confidential records, reports conceal any instances in which five or fewer cases would have been reported. Blank data points should be considered to reflect "zero to five cases". Any cases hidden in this manner are included in totals or subtotals provided that these totals or subtotals include six or more cases themselves.

---

**23\_RS3080 Youthful Offender Cases (Circuit CR Cases) Disposed**

**Page 1:** The line graph (Figure 1) provides a count of charges within Circuit Criminal Youthful Offender cases disposed during the requested timeframe by Race/Ethnicity.

**Page 2:** The cross table (Table 1) provides the same information from Figure 1, along with a distinct count of cases.

**Page 3:** The cross table (Table 2) provides the same information as Table 2, limited to Clark and Madison counties.

Statistical Analysis Considerations:

- The data presented is a snapshot in time as of report run date.
- A case may consist of one or multiple charges. The report's count of cases represents a distinct count of case numbers, regardless of the number of charges associated with the case.
- Counts of cases do not represent counts of unique individuals.

**Data Variables Requested**

Database	Data Variable	Description
----------	---------------	-------------

**JUVENILE DELINQUENCY CASES DISPOSED AND YOUTHFUL OFFENDERS  
CY 2013 – CY 2022 STATEWIDE BY RACE/ETHNICITY**

- DELINQUENCY CASES DISPOSED BY DISPOSITION -  
- YOUTHFUL OFFENDER CASES DISPOSED -

Data Variables Requested		
CourtNet	Race/Ethnicity	<p>The race and ethnicity of the child of the case grouped as follows:</p> <ul style="list-style-type: none"> <li>• Hispanic: Hispanic ethnicity with any race</li> <li>• Black: Black race with Non-Hispanic or Unknown ethnicity</li> <li>• White: White race with Non-Hispanic or Unknown ethnicity</li> </ul> <p>Others: Any other race with Non-Hispanic or Unknown ethnicity. The other races available for selection in KYCourts are Asian and Indian. The races categorized as Other in from US Census data are American Indian and Alaska Native, Asian, Native Hawaiian and Other Pacific Islander, and individuals with Two or More Races.</p> <p>Unknown: Unknown race and unknown or non-Hispanic ethnicity.</p>
	Cases	A distinct count of cases disposed, during requested timeframe.
	Calendar Year	The calendar year based on the case disposition date. The timeframe for this report is calendar years 2013-2022.
	Disposition Group (Based on the highest charge disposition within the case)	<p>The case is categorized by the charge dispositions are grouped into the following categories:</p> <p><b>Convicted/Found Delinquent</b></p> <ul style="list-style-type: none"> <li>• G – Guilty</li> <li>• GM – Guilty - Multiple Counts</li> <li>• GSS – Guilty - Sealed Sentence</li> <li>• PRPD – Pre-payable Citation – Paid</li> <li>• DJJ – Commitment of Juvenile to DJJ</li> <li>• CHR – Commitment of Juvenile to CHR</li> </ul> <p><b>Indictment by Grand Jury / Information</b></p> <ul style="list-style-type: none"> <li>• IND – Indictment by Grand Jury / Information</li> </ul> <p><b>Acquitted / Dismissed</b></p> <ul style="list-style-type: none"> <li>• ACQ – Acquitted</li> <li>• NG – Not Guilty</li> <li>• CAD – Dismissal by Motion of Prosecutor</li> <li>• DWP – Dismissed with Prejudice</li> <li>• DDP – Dismissed Deferred Prosecution</li> <li>• DEC – Deceased</li> </ul>

**JUVENILE DELINQUENCY CASES DISPOSED AND YOUTHFUL OFFENDERS  
CY 2013 – CY 2022 STATEWIDE BY RACE/ETHNICITY**

- DELINQUENCY CASES DISPOSED BY DISPOSITION -  
- YOUTHFUL OFFENDER CASES DISPOSED -

**Data Variables Requested**

		<ul style="list-style-type: none"> <li>• DGJ – Dismissed After Present to Grand Jury</li> <li>• DIS – Dismissed</li> <li>• HNG – Hung Jury</li> <li>• INC – Incompetent to Stand Trial</li> <li>• MST - Mistrial</li> <li>• NGJ – No Action Taken by Grand Jury</li> <li>• NTB – No True Bull Returned by Grand Jury</li> <li>• PAR – Pardon - Prior to Adjudication Only</li> <li>• SAV – Set Aside/Voided</li> <li>• VAC – Vacated Judgment</li> <li>• VEFC – Vacated Expunged Felony Conviction</li> <li>• VSC – Void Sealed Conviction</li> <li>• WD - Withdrawn</li> </ul> <p><b>Amended</b></p> <ul style="list-style-type: none"> <li>• AD – Amended Down</li> <li>• AGJ – Amended Down by Grand Jury</li> <li>• AMEND – Amended</li> <li>• AU – Amended Up</li> <li>• AUGJ – Amended Up by Grand Jury</li> </ul> <p><b>Diverted</b></p> <ul style="list-style-type: none"> <li>• DIV – Diversion</li> <li>• DP – Deferred Prosecution</li> <li>• PTD – Pretrial Diversion</li> </ul> <p><b>FTA/FTV/AP</b></p> <ul style="list-style-type: none"> <li>• AP – Administrative Procedure</li> <li>• FTA – Failure to Appear</li> <li>• FTV – Fugitive</li> </ul> <p><b>Other</b></p> <ul style="list-style-type: none"> <li>• EXT – Extradition</li> <li>• GDJ – Grand Jury</li> <li>• MER – Merged</li> <li>• OTH – Other</li> <li>• REM - Remanded</li> <li>• SR – Sealed Records</li> <li>• TRF – Transfer</li> </ul> <p>Any disposition code applied erroneously to the charge.</p>
--	--	---

---

---

**JUVENILE DELINQUENCY CASES DISPOSED AND YOUTHFUL OFFENDERS  
CY 2013 – CY 2022 STATEWIDE BY RACE/ETHNICITY**

- DELINQUENCY CASES DISPOSED BY DISPOSITION -  
- YOUTHFUL OFFENDER CASES DISPOSED -

---

---

**Disclaimer Associated with KCOJ/AOC Database(s) and Element(s)**

**RESEARCH AND STATISTICS DISCLAIMER**

Information received from KYCourts/CourtNet is subject to change(s), reprogramming, modification(s) of format and availability at the direction of the Administrative Office of the Courts (AOC), and may not at any particular moment reflect the true status of court cases due to ordinary limitation(s), delay(s) or error(s) in the system's operation. The KYCourts/CourtNet database is not a real-time system. All datasets are a snapshot of case data at the time a query is run. Case counts are not counts of individuals as some persons may have multiple cases.

The AOC disclaims any warranties as to the validity of the information obtained from KYCourts/CourtNet. The recipient is solely responsible for verifying information received from KYCourts/CourtNet through the cross-referencing of official court records. The AOC shall not be liable to the recipient, or to any third party using the system or information obtained therefrom, for any damages whatsoever arising out of the use of KYCourts/CourtNet.



**ADMINISTRATIVE OFFICE OF THE COURTS**  
**Research and Statistics**

23\_RS3081

Juvenile Delinquency Cases Disposed CY 2013 - CY 2022 Statewide  
 By Juvenile's Race/Ethnicity

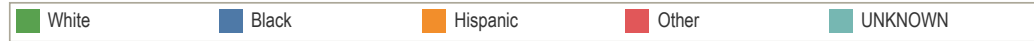


Figure 1: Delinquency Cases Disposed per CY by Juvenile's Race/Ethnicity

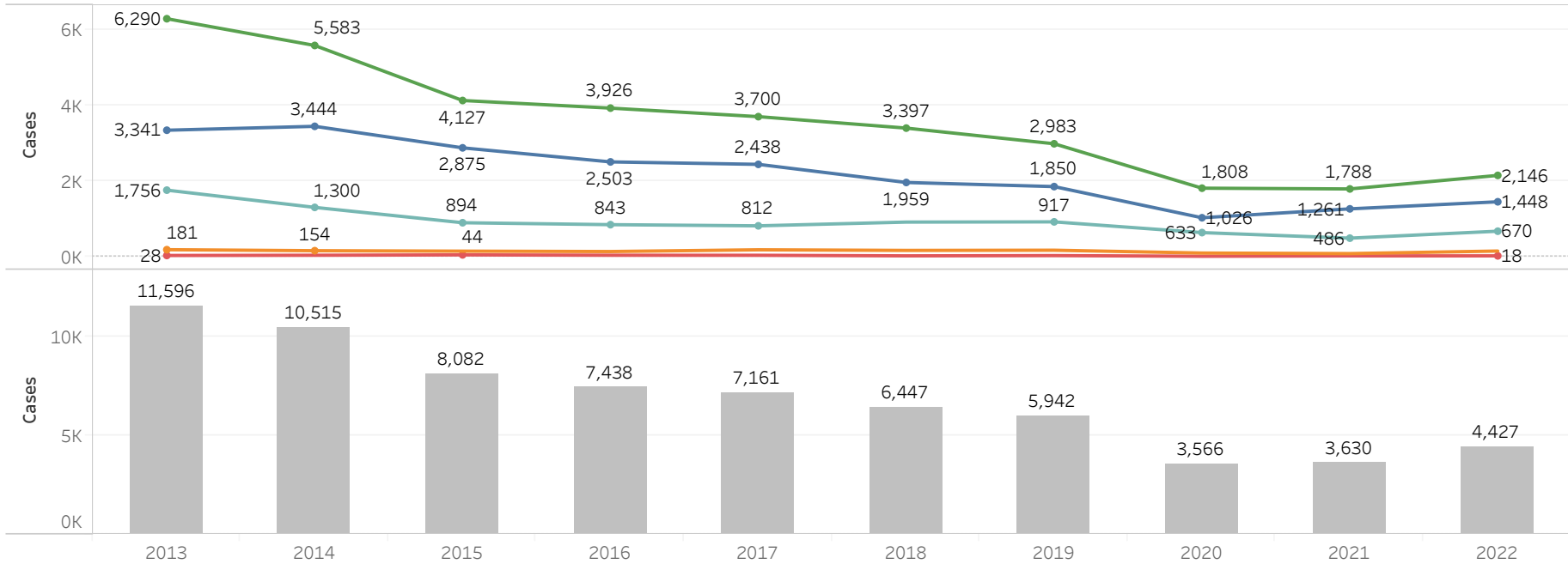


Table 1: Delinquency Cases Disposed per CY by Juvenile's Race/Ethnicity

	2013	2014	2015	2016	2017	2018	2019	2020	2021	2022	Grand Total
White	6,290	5,583	4,127	3,926	3,700	3,397	2,983	1,808	1,788	2,146	35,748
Black	3,341	3,444	2,875	2,503	2,438	1,959	1,850	1,026	1,261	1,448	22,145
Hispanic	181	154	142	132	178	162	167	92	78	145	1,431
Other	28	34	44	34	33	18	25	7	17	18	258
UNKNOWN	1,756	1,300	894	843	812	911	917	633	486	670	9,222
<b>Grand Total</b>	<b>11,596</b>	<b>10,515</b>	<b>8,082</b>	<b>7,438</b>	<b>7,161</b>	<b>6,447</b>	<b>5,942</b>	<b>3,566</b>	<b>3,630</b>	<b>4,427</b>	<b>68,804</b>

\* This data was obtained from the CourtNet Database.

\* Counts of cases should not be considered counts of individuals, as some individuals could be involved with multiple filed cases.

\* Added charges and charges disposed with an amended disposition type have been excluded, if amended to another offense and the new charge is disposed, that charge is included will be reflected in the CY.

\* In order to protect the identities of individuals associated with confidential records, reports conceal any instances in which five or fewer cases would have been reported. Blank data points should be considered to reflect "zero to five cases". Any cases hidden in this manner are included in totals or subtotals provided that these totals or subtotals include six or more cases themselves.



**ADMINISTRATIVE OFFICE OF THE COURTS**  
**Research and Statistics**

23\_RS3081

Juvenile Delinquency Cases Disposed CY 2013 - CY 2022 Statewide  
 By Juvenile's Race/Ethnicity

Table 2: Delinquency Cases Disposed by Juvenile's Race/Ethnicity and Disposition Group

		2013	2014	2015	2016	2017	2018	2019	2020	2021	2022	Grand Total
<b>White</b>	Found Delinquent	3,113	2,548	1,927	1,977	1,992	1,757	1,439	858	955	1,177	17,743
	Dismissed	1,791	1,728	1,422	1,343	1,102	1,075	1,034	628	563	620	11,306
	FTA/FTV/AP	1,176	1,015	545	364	391	377	351	213	189	235	4,856
	Diverted	101	116	77	113	136	107	89	53	28	49	869
	Indicted/Pending Grand Jury	25	21	27	60	37	57	37	37	32	28	361
	Referred Back to CDW	56	137	117	45	26	16	19	10	8		437
	Other	28	18	12	24	16	8	14	9	13	34	176
	<b>Total</b>	<b>6,290</b>	<b>5,583</b>	<b>4,127</b>	<b>3,926</b>	<b>3,700</b>	<b>3,397</b>	<b>2,983</b>	<b>1,808</b>	<b>1,788</b>	<b>2,146</b>	<b>35,748</b>
<b>Black</b>	Found Delinquent	1,532	1,744	1,591	1,498	1,503	1,098	986	521	714	921	12,108
	Dismissed	855	762	727	648	598	493	576	335	353	246	5,593
	FTA/FTV/AP	830	631	306	162	190	228	205	98	107	164	2,921
	Diverted	46	57	31	65	63	56	43	14	13	28	416
	Indicted/Pending Grand Jury	26	25	22	86	68	74	37	51	67	69	525
	Referred Back to CDW	51	216	186	40	12	8		7			524
	Other		9	12						6	18	58
	<b>Total</b>	<b>3,341</b>	<b>3,444</b>	<b>2,875</b>	<b>2,503</b>	<b>2,438</b>	<b>1,959</b>	<b>1,850</b>	<b>1,026</b>	<b>1,261</b>	<b>1,448</b>	<b>22,145</b>
<b>Hispanic</b>	Found Delinquent	109	77	86	83	123	89	84	52	39	94	836
	Dismissed	37	36	33	28	30	41	52	28	27	35	347
	FTA/FTV/AP	30	32	14	15	18	23	18	7	9	11	177
	Diverted											21
	Indicted/Pending Grand Jury							8				32
	Referred Back to CDW		6									14
	Other											
	<b>Total</b>	<b>181</b>	<b>154</b>	<b>142</b>	<b>132</b>	<b>178</b>	<b>162</b>	<b>167</b>	<b>92</b>	<b>78</b>	<b>145</b>	<b>1,431</b>

\* This data was obtained from the CourtNet Database.

\* Counts of cases should not be considered counts of individuals, as some individuals could be involved with multiple filed cases.

\* Added charges and charges disposed with an amended disposition type have been excluded, if amended to another offense and the new charge is disposed, that charge is included will be reflected in the CY.

\* In order to protect the identities of individuals associated with confidential records, reports conceal any instances in which five or fewer cases would have been reported. Blank data points should be considered to reflect "zero to five cases". Any cases hidden in this manner are included in totals or subtotals provided that these totals or subtotals include six or more cases themselves.



**ADMINISTRATIVE OFFICE OF THE COURTS**  
**Research and Statistics**

23\_RS3081

Juvenile Delinquency Cases Disposed CY 2013 - CY 2022 Statewide  
 By Juvenile's Race/Ethnicity

Table 2 (continued): Delinquency Cases Disposed by Juvenile's Race/Ethnicity and Disposition Group

		2013	2014	2015	2016	2017	2018	2019	2020	2021	2022	Grand Total
<b>Other</b>	Found Delinquent	12	26	22	19	15	13	8			10	135
	Dismissed	11		10	11	11		9		6	6	74
	FTA/FTV/AP			10				7				41
	Diverted											
	Indicted/Pending Grand Jury											
	Referred Back to CDW											
	Other											
	<b>Total</b>	<b>28</b>	<b>34</b>	<b>44</b>	<b>34</b>	<b>33</b>	<b>18</b>	<b>25</b>	<b>7</b>	<b>17</b>	<b>18</b>	<b>258</b>
<b>UNKNOWN</b>	Found Delinquent	564	511	353	445	428	448	452	296	217	373	4,087
	Dismissed	785	410	347	276	244	283	290	199	169	180	3,183
	FTA/FTV/AP	372	285	146	72	82	107	105	79	40	68	1,356
	Diverted	19	35	20	21	28	41	38	34	30	24	290
	Indicted/Pending Grand Jury	7		8	15	19	20	21	16	23	16	149
	Referred Back to CDW	8	46	18	7							97
	Other		9		7	6	9	6	6	6	8	60
	<b>Total</b>	<b>1,756</b>	<b>1,300</b>	<b>894</b>	<b>843</b>	<b>812</b>	<b>911</b>	<b>917</b>	<b>633</b>	<b>486</b>	<b>670</b>	<b>9,222</b>
<b>Grand Total</b>	<b>11,596</b>	<b>10,515</b>	<b>8,082</b>	<b>7,438</b>	<b>7,161</b>	<b>6,447</b>	<b>5,942</b>	<b>3,566</b>	<b>3,630</b>	<b>4,427</b>	<b>68,804</b>	

\* This data was obtained from the CourtNet Database.

\* Counts of cases should not be considered counts of individuals, as some individuals could be involved with multiple filed cases.

\* Added charges and charges disposed with an amended disposition type have been excluded, if amended to another offense and the new charge is disposed, that charge is included will be reflected in the CY.

\* In order to protect the identities of individuals associated with confidential records, reports conceal any instances in which five or fewer cases would have been reported. Blank data points should be considered to reflect "zero to five cases". Any cases hidden in this manner are included in totals or subtotals provided that these totals or subtotals include six or more cases themselves.





ADMINISTRATIVE OFFICE OF THE COURTS

Research and Statistics

Juvenile Delinquency Cases Disposed CY 2013 - CY 2022 Statewide

By Juvenile's Race/Ethnicity

CLARK COUNTY

23\_RS3081

Table 3: Delinquency Cases Disposed by Juvenile's Race/Ethnicity and Charge Level

		2013	2014	2015	2016	2017	2018	2019	2020	2021	2022	Grand Total
<b>White</b>	Found Delinquent	10				11	41	20	20	11		124
	Dismissed	22	23	12	18	18	16	10	12			134
	Diverted											
	FTA/FTV/AP	31	31	17	18	10						108
	Indicted/Pending Grand Jury											
	Other											
	<b>Total</b>	<b>64</b>	<b>59</b>	<b>29</b>	<b>39</b>	<b>44</b>	<b>58</b>	<b>31</b>	<b>33</b>	<b>14</b>		
<b>Black</b>	Found Delinquent											12
	Dismissed	8		7								29
	FTA/FTV/AP				6							15
	Other											
	<b>Total</b>	<b>9</b>		<b>9</b>	<b>9</b>				<b>8</b>	<b>6</b>		
<b>Hispanic</b>	Found Delinquent											
	Dismissed											10
	FTA/FTV/AP											7
	<b>Total</b>											<b>21</b>
<b>UNKNOWN</b>	Found Delinquent								7			14
	Dismissed											8
	FTA/FTV/AP											10
	Indicted/Pending Grand Jury											
	<b>Total</b>					<b>6</b>			<b>9</b>		<b>7</b>	<b>33</b>
<b>Grand Total</b>	<b>79</b>	<b>67</b>	<b>45</b>	<b>51</b>	<b>56</b>	<b>68</b>	<b>37</b>	<b>52</b>	<b>20</b>	<b>11</b>		<b>486</b>

\* This data was obtained from the CourtNet Database.

\* Counts of cases should not be considered counts of individuals, as some individuals could be involved with multiple filed cases.

\* Added charges and charges disposed with an amended disposition type have been excluded, if amended to another offense and the new charge is disposed, that charge is included will be reflected in the CY.

\* In order to protect the identities of individuals associated with confidential records, reports conceal any instances in which five or fewer cases would have been reported. Blank data points should be considered to reflect "zero to five cases". Any cases hidden in this manner are included in totals or subtotals provided that these totals or subtotals include six or more cases themselves.



ADMINISTRATIVE OFFICE OF THE COURTS

Research and Statistics

Juvenile Delinquency Cases Disposed CY 2013 - CY 2022 Statewide

By Juvenile's Race/Ethnicity

MADISON COUNTY

23\_RS3081

Table 4: Delinquency Cases Disposed by Juvenile's Race/Ethnicity and Charge Level

		2013	2014	2015	2016	2017	2018	2019	2020	2021	2022	Grand Total	
White	Found Delinquent	72	66	49	58	37	63	48	36	8	17	454	
	Dismissed	23	30	37	93	11	14	17	26	9	9	269	
	Diverted												
	FTA/FTV/AP	8						8				37	
	Indicted/Pending Grand Jury											9	
	Other												
	<b>Total</b>		<b>104</b>	<b>98</b>	<b>87</b>	<b>158</b>	<b>52</b>	<b>79</b>	<b>73</b>	<b>69</b>	<b>23</b>	<b>33</b>	<b>776</b>
Black	Found Delinquent	6	15	17	17	14	8	12	11	6	7	113	
	Dismissed		8	12	7	9		6	6			58	
	Diverted												
	FTA/FTV/AP											7	
	Indicted/Pending Grand Jury												
	<b>Total</b>		<b>11</b>	<b>24</b>	<b>30</b>	<b>24</b>	<b>23</b>	<b>9</b>	<b>20</b>	<b>19</b>	<b>12</b>	<b>12</b>	<b>184</b>
Hispanic	Found Delinquent											12	
	Dismissed												
	Indicted/Pending Grand Jury												
	<b>Total</b>											<b>15</b>	
UNKNOWN	Found Delinquent											13	
	Dismissed											7	
	Diverted												
	Indicted/Pending Grand Jury												
	<b>Total</b>									<b>7</b>	<b>8</b>	<b>23</b>	
<b>Grand Total</b>		<b>120</b>	<b>124</b>	<b>123</b>	<b>183</b>	<b>76</b>	<b>89</b>	<b>97</b>	<b>91</b>	<b>42</b>	<b>53</b>	<b>998</b>	

\* This data was obtained from the CourtNet Database.

\* Counts of cases should not be considered counts of individuals, as some individuals could be involved with multiple filed cases.

\* Added charges and charges disposed with an amended disposition type have been excluded, if amended to another offense and the new charge is disposed, that charge is included will be reflected in the CY.

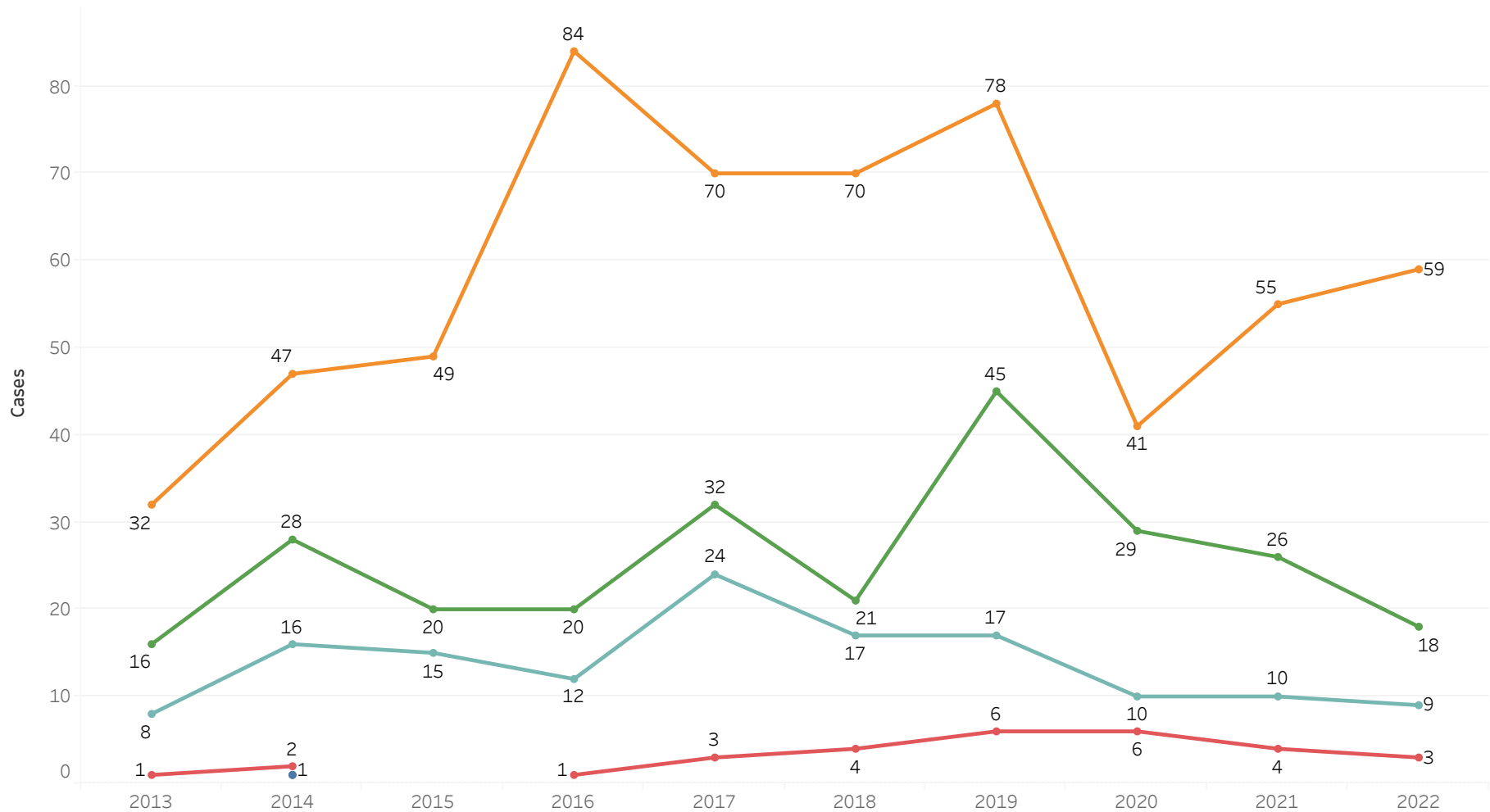
\* In order to protect the identities of individuals associated with confidential records, reports conceal any instances in which five or fewer cases would have been reported. Blank data points should be considered to reflect "zero to five cases". Any cases hidden in this manner are included in totals or subtotals provided that these totals or subtotals include six or more cases themselves.



### ADMINISTRATIVE OFFICE OF THE COURTS Research and Statistics Circuit Criminal "Youthful Offender" Cases Disposed CY 2013 - CY 2022 STATEWIDE

Black White Asian Hispanic Unknown

Figure 1: "Youthful Offender Cases Disposed" by Youth's Race/Ethnicity



\* This data was obtained from the CourtNet Database.

\* Counts of cases should not be considered counts of individuals, as some individuals could be involved with multiple filed cases.

\* Added offenses are excluded.



**ADMINISTRATIVE OFFICE OF THE COURTS**  
**Research and Statistics**  
 Circuit Criminal "Youthful Offender" Cases Disposed CY 2013 - CY 2022  
 STATEWIDE

23\_RS3080

**Table 1:** Youthful Offender Cases Disposed by Youth's Race/Ethnicity and Disposition Type Category

		2013	2014	2015	2016	2017	2018	2019	2020	2021	2022	Grand Total
<b>White</b>	Convicted	12	22	17	16	29	18	38	18	22	13	205
	Dismissed	3	5	1	4	3	2	3	8	2	3	34
	Diverted	1		2			1	2	3	1	1	11
	MER/TRF/REM							1			1	2
	Other		1					1		1		3
	<b>Total</b>	<b>16</b>	<b>28</b>	<b>20</b>	<b>20</b>	<b>32</b>	<b>21</b>	<b>45</b>	<b>29</b>	<b>26</b>	<b>18</b>	<b>255</b>
<b>Black</b>	Convicted	27	42	43	75	61	54	56	32	49	46	485
	Dismissed	3	4	4	3	2	7	12		2	5	42
	Diverted	2	1	2	6	4	8	8	9	3	8	51
	FTA/FTV/AP					1	1			1		3
	MER/TRF/REM							1				1
	Other					2		1				3
<b>Total</b>	<b>32</b>	<b>47</b>	<b>49</b>	<b>84</b>	<b>70</b>	<b>70</b>	<b>78</b>	<b>41</b>	<b>55</b>	<b>59</b>	<b>585</b>	
<b>Unknown</b>	Convicted	6	12	14	7	19	11	11	6	7	7	100
	Dismissed	1	3	1	3	4	4	3	2		1	22
	Diverted		1			1	2	3	1			8
	FTA/FTV/AP				2					2	1	5
	Other	1							1	1		3
	<b>Total</b>	<b>8</b>	<b>16</b>	<b>15</b>	<b>12</b>	<b>24</b>	<b>17</b>	<b>17</b>	<b>10</b>	<b>10</b>	<b>9</b>	<b>138</b>
<b>Hispanic</b>	Convicted	1	2		1	3	4	5	5	4	1	26
	Dismissed										2	2
	Diverted							1	1			2
	<b>Total</b>	<b>1</b>	<b>2</b>		<b>1</b>	<b>3</b>	<b>4</b>	<b>6</b>	<b>6</b>	<b>4</b>	<b>3</b>	<b>30</b>
<b>Asian</b>	Convicted		1									1
	<b>Total</b>		<b>1</b>									<b>1</b>
<b>Grand Total</b>		<b>57</b>	<b>94</b>	<b>84</b>	<b>117</b>	<b>129</b>	<b>112</b>	<b>146</b>	<b>86</b>	<b>95</b>	<b>89</b>	<b>1,009</b>

\* This data was obtained from the CourtNet Database.

\* Counts of cases should not be considered counts of individuals, as some individuals could be involved with multiple filed cases.

\* Added offenses are excluded.



**ADMINISTRATIVE OFFICE OF THE COURTS**  
**Research and Statistics**  
 Circuit Criminal "Youthful Offender" Cases Disposed CY 2013 - CY 2022  
 CLARK AND MADISON COUNTIES

23\_RS3080

**Table 2:** Youthful Offender Cases Disposed by Youth's Race/Ethnicity and Disposition Type Category

		CLARK			MADISON				Total	Grand Total
		2019	2022	Total	2016	2018	2021	2022		
White	Convicted	2	2	4				1	1	5
	Dismissed	1		1						1
	Other	1		1						1
	<b>Total</b>	<b>4</b>	<b>2</b>	<b>6</b>				<b>1</b>	<b>1</b>	<b>7</b>
Black	Convicted				1		1		2	2
	<b>Total</b>				<b>1</b>		<b>1</b>		<b>2</b>	<b>2</b>
Unknown	Convicted	1		1		1			1	2
	<b>Total</b>	<b>1</b>		<b>1</b>		<b>1</b>			<b>1</b>	<b>2</b>
<b>Grand Total</b>		<b>5</b>	<b>2</b>	<b>7</b>	<b>1</b>	<b>1</b>	<b>1</b>	<b>1</b>	<b>4</b>	<b>11</b>

\* This data was obtained from the CourtNet Database.

\* Counts of cases should not be considered counts of individuals, as some individuals could be involved with multiple filed cases.

\* Added offenses are excluded.