

Online Payments

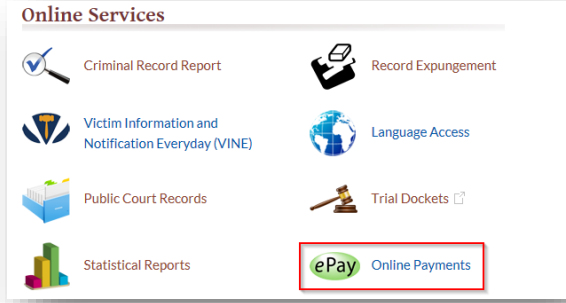
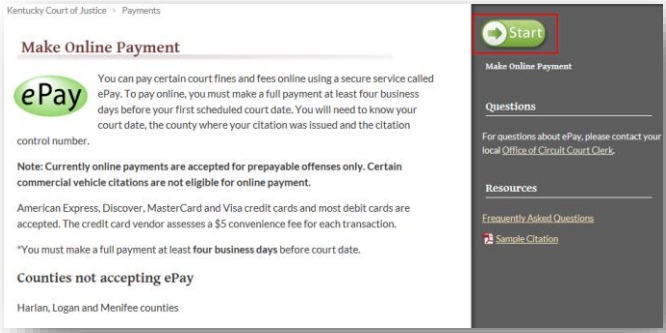
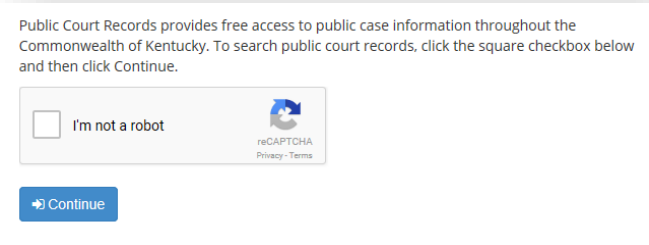
ePay

Quick Reference Guide

Administrative Office of the Courts
 1001 Vandelay Drive
 Frankfort, KY 40601
 (502) 782-8699



Legend: Look for *Helpful Hints* Bold Text = Action Bracketed Text <> = button or link
 Click=Select w/ Mouse or Touch Pad Italicized Text = Object of Action Single Quotes = Description

Step	Objective	Action
1	Navigating to ePay	1. Navigate to https://courts.ky.gov/ and select <ePay Online Payments>. 
2	Make Online Payment	1. Select the <Start> button. <i>Helpful Hint:</i> <i>Harlan and Menifee counties do not accept ePayments at this time.</i> 
3	Public Access	1. Select the <Check Box> and select <Continue>.  2. You will need to complete the required task (like picking all of the squares with street signs) and select <Verify>, and then click <Continue>.

For additional questions, please contact the Service Desk at (502) 573-2350 ext 59999.

4 Search for Case

Helpful Hint:

The ePay option will not be available if you are attempting to make a payment within four days of your scheduled court appearance.

The ePay option will not be available if the speeding offense took place in a work zone/restricted zone.

If the ePay option is not appearing and you believe that it should be, please contact the Circuit Clerk's Office in the county where the case was initiated. Clerk Contact button will appear under Actions header.

1. Search by your case number, name, or by citation.

2. Locate your case in the search results and select <ePay>.

5 Enter Payment Information

1. Click <Enter Payment Information> and complete the required fields. Click <Continue> to Enter Payment Information.