





ANNUAL  
REPORT



— 2018 —  
*Kentucky Court of Justice*

The central graphic is a circular emblem framed by a laurel wreath. Inside the wreath, the text "ANNUAL REPORT" is written in a bold, serif font, with "ANNUAL" on the top line and "REPORT" on the bottom line, separated by a thin horizontal line. Below this text is the official seal of the Commonwealth of Kentucky Court of Justice. The seal is circular and features a central figure of a woman holding a scale of justice. The text "COMMONWEALTH OF KENTUCKY" is written around the top inner edge, and "COURT OF JUSTICE" is written around the bottom inner edge. The Latin phrase "lex et justitia" is inscribed in the center of the seal. Below the seal, the year "— 2018 —" is displayed in a large, light-colored serif font, and the words "Kentucky Court of Justice" are written in a smaller, italicized serif font at the bottom.

# CONTENTS

---

Introduction

Report: Statewide Totals of Monies Collected by Offices of Circuit Court Clerk

Annual Report Documentation

Report: Statewide Statistics

Report: Statistics by County



## Kentucky Court of Justice Annual Report FY 2018

Thank you for your interest in the [Kentucky Court of Justice](#) and its annual report for Fiscal Year 2019 (July 1, 2017-June 30, 2018).

The Administrative Office of the Courts is required by state law – KRS 27A.460, KRS 27A.470 and KRS 27A.440 – to issue an annual report. The report includes statistics for all 120 counties on the outcome of felony arrests in these categories:

- Conviction percentages
- Percentages of fines, imprisonment or other penalty assessment
- Percentage of acquittals
- Percentage of dismissals
- Percentage of pleas as charges
- Percentage of pleas to reduce charges
- Percentage of disposition to guilty as charged by trial
- Percentage of those found guilty of lesser charge by trial
- Percentage of jury trials
- Percentage of bench trials
- The number of juvenile offenders tried as adults
- Shock probation by disposition type

For more information about the data provided in this report, please see the section titled Annual Report Documentation.

The statistics are derived from the AOC's CourtNet database and were accurate as of the date they were compiled for the report. Due to ongoing cases, the statistics will change. CourtNet is constantly updated with new information. To request current data for Fiscal Year 2018, please contact the Division of Research & Statistics at 800-928-2350.

In addition to the required data, this report contains information regarding the payment of fines, court costs, restitution and other court-ordered monetary penalties, as well as background information on the Kentucky court system.

### **About the Kentucky Court of Justice**

You can find comprehensive information about the state court system on the [Kentucky Court of Justice website](#) and a description of the trial and appellate courts below.

There are four levels of Kentucky state courts. The two trial courts, Circuit Court and District Court, first hear the facts and issue judgments on those facts. Judicial circuits and districts vary in size and number of judges based on population and caseload.

The two appellate courts, the Supreme Court and Court of Appeals, may be asked to review the judgment of a lower court to see if a mistake was made. An appeals court generally cannot hear any new evidence and must rule on what was presented to the trial court. Citizens have the right to one appeal per lawsuit. Beyond this one appeal as a “matter of right,” further appeals are discretionary and the appellate court may refuse to review such cases.

**District Court** has limited jurisdiction and handles city and county ordinances, traffic offenses, non-contested probate matters, felony preliminary hearings and civil cases involving \$5,000 or less. Juvenile Court is a division of District Court and hears cases involving children under age 18 regarding guardianship, conservatorship, voluntary or involuntary commitment, child abuse and neglect, and domestic violence. Small Claims Court is also a division of District Court and is an informal, inexpensive means for people to file claims in disputes that involve \$2,500 or less. Appeals from District Court decisions are made to the local Circuit Court. District judges serve four-year terms.

**Circuit Court** is the court of general jurisdiction and can hear all types of cases unless the General Assembly has given exclusive jurisdiction of particular kinds of cases to another court to handle, such as District Court. Circuit Court hears civil matters involving more than \$5,000, capital offenses and felonies, divorces, adoptions, termination of parental rights, real property title disputes and contested probate matters. Circuit Court has the power to issue injunctions and writs of mandamus and prohibition to compel or prohibit acts, and to hear appeals from District Court and administrative agencies. Appeals from the Circuit Court are made to the Court of Appeals. Circuit judges serve eight-year terms.

**Family Court** is a division of Circuit Court. In counties that have a Family Court, the court has primary jurisdiction in cases involving families and children. Family Court hears cases involving dissolution of marriage; spousal support and equitable distribution; child support and visitation; paternity; adoption; domestic violence; dependency, neglect and abuse; termination of parental rights; and runaways and truancy. Appeals from Family Court are made to the Court of Appeals. Family Court judges serve eight-year terms.

**The Kentucky Court of Appeals** is the lower appellate court. With a few exceptions, most cases appealed from Circuit Court go to the Court of Appeals. The Court of Appeals also handles appeals of a Circuit Court decision on a District Court judgment. The case is not retried at the appeals level. Instead, the original trial record is reviewed, with attorneys presenting the legal issues to the Court of Appeals for a decision.

Fourteen judges, two elected from each of the seven appellate districts, serve for eight-year terms. Court of Appeals judges are divided into panels of three to review and decide cases, with the majority deciding the outcome. The panels do not sit permanently in one location but move around the state to hear appeals. The Court of Appeals occasionally publishes its rulings on cases, which means that those rulings become the governing case law for all future similar cases in Kentucky.

**The Supreme Court of Kentucky** is the state court of last resort and the final interpreter of Kentucky law. The Supreme Court may order a ruling or opinion to be published, which means the ruling becomes the case law governing all similar future cases in

Kentucky. Appeals involving the death penalty, life imprisonment or imprisonment for 20 years or more go directly from Circuit Court to the Supreme Court.

All other appeals must first be heard by the Court of Appeals, except those so exceptional that the Supreme Court will grant a request to bypass the Court of Appeals. Appeals from the Court of Appeals, except workers' compensation appeals, reach the Supreme Court only with the court's permission. The justices convene in Frankfort in most months to hear oral arguments.

Seven justices sit on the Supreme Court and all seven justices rule on appeals before the court. The justices are elected from seven Supreme Court districts and serve eight-year terms. A chief justice, chosen for a four-year term by his or her fellow justices, is the administrative head of the state court system and is responsible for its operation. In addition, the Supreme Court establishes rules of practice and procedure for all Kentucky judges and attorneys.

### **Clerks of Court**

**Appellate Court Clerks.** The Supreme Court and Court of Appeals have clerks of court who are appointed to their positions and are responsible for the custody, control and storage of all appellate records.

**Trial Court Clerks.** At the trial court level, circuit court clerks are elected officials of the court and are responsible for the custody, control and safe storage of Circuit Court and District Court records. Circuit court clerks also receive lawsuits and court documents, are present during trials, schedule juries, receive fines, issue driver's licenses and handle bond money. One circuit court clerk is elected in each of Kentucky's 120 counties. Circuit court clerks serve for a term of six years.

### **Administrative Office of the Courts**

The AOC at 1001 Vandalay Drive in Frankfort, Ky., is the administrative arm of the state court system and supports the activities of nearly 3,400 court system employees and 406 elected justices, judges and circuit court clerks. The AOC is the fiscal agent for the court system and executes the Judicial Branch budget.

We hope that you find this report informative.

## Table of Contents

### Report: Statewide Totals of Monies Collected by Offices of Circuit Court Clerk - 1

#### Annual Report Documentation - 1

#### Report: Statewide Statistics

Conviction percentages – 1
Percentage of acquittals – 1
Percentage of dismissals – 1
Percentages of fines, imprisonment or other penalty assessment – 2
Percentage of pleas as charges – 2
Percentage of pleas to reduce charges – 2
Percentage of disposition to guilty as charged by trial – 3
Percentage of those found guilty of lesser charge by trial – 3
Percentage of jury trials – 3
Percentage of bench trials – 3
Shock probation by disposition type – 3
The number of juvenile offenders tried as adults – 4

#### Report: Statistics by County

Adair – 1	Crittenden – 93	Jackson – 182
Allen – 4	Cumberland – 96	Jefferson – 185
Anderson – 7	Daviess – 99	Jessamine – 189
Ballard – 11	Edmonson – 103	Johnson – 192
Barren – 14	Elliott – 106	Kenton – 195
Bath – 18	Estill – 109	Knott – 199
Bell – 21	Fayette – 112	Knox – 202
Boone – 25	Fleming – 116	LaRue – 205
Bourbon – 29	Floyd – 119	Laurel – 208
Boyd – 32	Franklin – 122	Lawrence – 211
Boyle – 35	Fulton – 125	Lee – 214
Bracken – 39	Gallatin – 128	Leslie – 217
Breathitt – 42	Garrard – 131	Letcher – 220
Breckinridge – 45	Grant – 134	Lewis – 223
Bullitt – 49	Graves – 137	Lincoln – 226
Butler – 53	Grayson – 141	Livingston – 229
Caldwell – 56	Green – 144	Logan – 233
Calloway – 60	Greenup – 147	Lyon – 237
Campbell – 63	Hancock – 151	Madison – 240
Carlisle – 67	Hardin – 154	Magoffin – 244
Carroll – 70	Harlan – 158	Marion – 247
Carter – 73	Harrison – 162	Marshall – 250
Casey – 76	Hart – 165	Martin – 254
Christian – 79	Henderson – 168	Mason – 257
Clark – 83	Henry – 172	McCracken – 260
Clay – 86	Hickman – 175	McCreary – 264
Clinton – 89	Hopkins – 178	McLean – 267

Meade – 270  
Menifee – 273  
Mercer – 276  
Metcalf – 280  
Monroe – 283  
Montgomery – 286  
Morgan – 290  
Muhlenberg – 293  
Nelson – 296  
Nicholas – 300  
Ohio – 303  
Oldham – 306  
Owen – 310

Owsley – 313  
Pendleton – 316  
Perry – 319  
Pike – 322  
Powell – 326  
Pulaski – 329  
Robertson – 332  
Rockcastle – 335  
Rowan – 338  
Russell – 342  
Scott – 345  
Shelby – 349  
Simpson – 353

Spencer – 356  
Taylor – 359  
Todd – 362  
Trigg – 365  
Trimble – 369  
Union – 372  
Warren – 376  
Washington – 380  
Wayne – 384  
Webster – 387  
Whitley – 390  
Wolfe – 393  
Woodford – 396

# REPORT

---

*Statewide Totals of Monies Collected by Offices of Circuit Court Clerk*



**ADMINISTRATIVE OFFICE OF THE COURTS  
MONIES COLLECTED BY CIRCUIT CLERKS OFFICE  
STATEWIDE TOTALS**

**FISCAL YEAR: 07/01/2017 TO 06/30/2018**

<b><u>FEEDCODE DESCRIPTION</u></b>	<b><u>CASH RECEIPTS</u></b>
Drivers Licn	\$25,348,214.49
Charges for Services	\$4,988,542.71
Expungement Fees	\$514,946.03
Restitution Fees	\$541,655.37
Bond Filing Fee	\$2,399,647.23
Bond 10% Fee	\$273,543.43
Bond Forfeitures	\$1,122,775.96
Fish & Game Fines	\$155,543.58
Highway Work Zone Safety Fines	\$11,957.00
Alcohol Intoxication Fines	\$114,173.50
Energy Recovery Road Fines	\$17,174.58
Criminal/Traffic Costs	\$25,136,666.28
Crm Cost/APPprogram	\$1,996.82
Crm/KSPIC Cost	\$520,998.82
Criminal/Traffic Fines	\$15,052,094.07
Handicap Fees	\$4,827.00
State Jail Fund	\$0.00
Crime Victims Fund	\$0.00
D.U.I Service Fees	\$5,261,272.77
Brady Bill Fees	\$0.00
S.C.H.I.R. Fees	\$0.00
T.B.I. Fees	\$0.00
Court Facilities Fees	\$4,201,014.57
Court Security Fees	\$0.00
Civil Filing Fees	\$13,722,421.18
Access to Justice Fees	\$2,997,908.90
P.A. Partial Fees	\$1,101,955.26
Public Advocate Admin Fees	\$0.00
Interest Income	\$235,819.57
Over/(Short)	(\$46,093.84)
Total State Money	\$103,679,055.28
Jury Fund	\$2,529,570.50
Witness Fund	\$101,330.09
Bail Bond	\$57,037,782.95
Alimony & Support	\$90,549.33
Rest & Gar	\$11,865,083.60
Condemnation	\$7,207,267.48
County Jail	\$0.00
Collect for Others	\$28,812,921.82
Library Fees	\$556,785.70
Sheriff SS	\$0.00
Total Savings Bal	\$211,880,346.75
Spec Escrow	\$3,636,399.71
Total All Funds	\$215,516,746.46

# ANNUAL REPORT DOCUMENTATION

---

*FY 2018*

The Administrative Office of the Courts shall issue an annual report beginning calendar year 1987 with sufficient detail as to be able to identify, on a county-by-county basis as well as statewide totals, for felony arrest.

# AOC Annual Report

Documentation  
FY 2018

# AOC Annual Report

## *KRS 27A.460 Annual report of Administrative Office of the Courts.*

*The Administrative Office of the Courts shall issue an annual report beginning calendar year 1987 with sufficient detail as to be able to identify, on a county-by-county basis as well as statewide totals, for felony arrest:*

- (1) Conviction percentages;*
- (2) Percentages of fines, imprisonment, or other penalty assessment;*
- (3) Percentage of acquittals;*
- (4) Percentage of dismissals;*
- (5) Percentage of pleas as charges;*
- (6) Percentage of pleas to reduce charges;*
- (7) Percentage of disposition to guilty as charged by trial;*
- (8) Percentage of those found guilty of lesser charge by trial;*
- (9) Percentage of cases where jury trial taken;*
- (10) Percentage of trials which are bench trials; and*
- (11) The number of juvenile offenders tried as an adult.*

*The information gathered shall be available to all agencies involved in the criminal justice system and the public.*

*Effective: July 15, 1986*

*History: Created 1986 Ky. Acts ch. 389, sec. 22, effective July 15, 1986.*

## *KRS 27A.440 Informational and evaluational level*

*The informational and evaluational level of the system shall consist of at least the following information:*

- (1) KRS numbers, names and levels of offenses;*
- (2) Updates of information on:*
  - (a) Payment of fines;*
  - (b) Payment of costs;*
  - (c) Payment of restitution amounts;*
  - (d) Payment of court-ordered monetary penalties other than the above; and*
  - (e) Satisfaction of other types of court-ordered restitution;*
- (3) Cases in which shock probation has been granted:*
  - (a) In such cases all information required for KRS 27A.410 and 27A.420 shall be entered for each case as an update to that person's file; and*
  - (b) Extracted data on shock probation shall be placed in the annual report of the Administrative Office of the Courts.*

# AOC Annual Report

## Table 1 - (based on charge disposition date)

Felony level charges disposed during within Circuit Criminal “-CR-“ cases, during past Fiscal Year.

Cases – count of distinct cases

Charges – count of original charges

### *Excludes charges disposed:*

NTB NO TRUE BILL RETURNED BY GRAND JRY

09/11/2009

The new “Drug Court Transfer” procedure was developed in compliance with the newly updated Rules of Administrative Procedure for Drug Court signed by the Chief Justice. This instruction creates a process for transferring cases. New Case Type codes have been created to prevent a defendant from having multiple convictions for the same charges in both the originating and receiving counties.

### *Excludes Case Type Codes:*

DCTG – Drug Court (Originating Disposition Guilty)

DCTD – Drug Court (Originating Disposition Diversion)

**Felony** - includes felony level offenses that have not been amended, felony level offenses that have been amended to felony, and misdemeanor level offenses amended up to a felony level.

*Excludes amended charge disposition types ('AMEND', 'AU', 'AD', 'AGJ', 'AUGJ', 'ACC')*

**Felony amended to Non-Felony** - includes misdemeanor and felony amended down to misdemeanor.

*Includes only amended disposition types ('AMEND', 'AU', 'AD', 'AGJ', 'AUGJ', 'ACC')*

<u>CODE</u>	<u>CHG_DISP_TYPE_CODE_DESC</u>
ACC	AMENDED DOWN BY CIRCUIT COURT
AD	AMENDED DOWN
AGJ	AMENDED DOWN BY GRAND JURY
AMEND	AMENDED
AU	AMENDED UP
AUGJ	AMENDED UP BY GRAND JUR

### *Excludes ADDED Offenses:*

<u>UOR</u>	<u>KRS</u>	<u>DESC</u>
0011500	431.015(3)	FAILURE TO APPEAR, CITATION FOR MISDEMEANOR
0026010	CR59.04	MOTION FOR NEW TRIAL
0026050	520.080	BAIL JUMPING-2ND DEGREE
0026070	RCR11.42	MOTION TO VACATE SENTENCE, SET ASIDE OR CORRECT SE
0026080	CR60.02	RELIEF FROM JUDGEMENT OR ORDER/MISTAKE/INADVERTENC
0026090	439.265	SHOCK PROBATION IN FELONY CONVICTIONS
0026100	439.267	SHOCK PROBATION IN MISDEMEANOR CONVICTIONS
0026110	439.315	PAYMENT OF FEE BY RELEASED PERSONS (PROBATION, PAR
0026480	432.280	CONTEMPT OF COURT
0026590	439.430	PAROLE VIOLATION (FOR MISDEMEANOR OFFENSE)
0026600	534.060	NON-PAYMENT OF FINES
0026610	189A.130	DUI, ASSESSMENT OF FINES RESPONSE TO NONPAYMENT
0026650	439.430	PAROLE VIOLATION (FOR TECHNICAL VIOLATION)
0026680	533.050	PROBATION VIOLATION (FOR FELONY OFFENSE)
0026800	533.050	PROBATION VIOLATION (FOR MISDEMEANOR OFFENSE)
0026910	533.050	PROBATION VIOLATION (FOR TECHNICAL VIOLATION)
0026930	432.230	CONTEMPT OF COURT BY WITNESS, JUROR OFFICER
0492010	520.070	BAIL JUMPING - 1ST DEGREE
0930000	439.430	PAROLE VIOLATION
0930010	439.177	PAROLE PRIVILEGES FOR MISDEMEANANTS-JUDGE DUTIES
9017190	KRS533050	VIOLATION OF PROBATION
9026480	KRS432230	CONTEMPT OF COURT
9093390	KRS0389908	CONTEMPT OF MILITARY COURT
9096860	KRS439095	PAROLE PERSONS IN WORK HOUSE
9096870	KRS439177	PAROLE PREV FOR MISDEMEANANTS
9096890	KRS439265	SHOCK PROBATION
9096930	KRS439310	ADMINISTRATION OF PROBATION

# AOC Annual Report

9096940	KRS439320	PAROLE BOARD-MEMBERS QUALIFICATI
9096970	KRS439340	PAROLE OF PERSONS CONFINED
9096990	KRS439344	EFFECT OF PAROLE TIME ON SENTENC
9097000	KRS439346	PAROLED PRISONER SUBJECT TO BOAR
9097010	KRS439348	PAROLED PRISONER UNDER SUPERVISI
9097020	KRS439352	RECOMMITMENT OF PAROLEE
9097030	KRS439354	FINAL DISCHARGE OF PAROLED PRISO
9097100	KRS439430	PAROLE VIOLATION
9097110	KRS439440	PAROLE VIOLATER:TIME
9097140	KRS439480	DUTIES OF PROBATION OFFICERS
9097180	KRS439550	PROBATED BY INFERIOR COURT
9097870	KRS432240	NO CONTEMPT FOR CRITISM OUT OF C
9097880	KRS432250	BOND FOR APPEARANCE CONTEMPT CHR
9097890	KRS432270	NO BAIL PERMITTED FOR CONTEMPT
9097910	KRS432290	EVIDENCE IN CONTEMPT TRIAL BY JU
9098090	KRS439175	PAROLE OF CERTAIN MISDEMEANANTS
9990230	533 050	PROBATION VIOLATION **A0C**

**Table 2 – (Felony Charges by Disposition Type Group) KRS 27A.460 – (1),(3),(4)**

**Charge Disposition Type Categories:**

Convicted

<u>CODE</u>	<u>CHG_DISP_TYPE_CODE_DESC</u>
ENH	ENHANCED
G	GUILTY
GM	GUILTY - MULTIPLE COUNTS
GSS	GUILTY - SEALED SENTENCE
PRPD	PRE-PAYABLE CITATION - PAID

Diverted

<u>CODE</u>	<u>CHG_DISP_TYPE_CODE_DESC</u>
DIV	DIVERSION
PTD	PRE-TRIAL DIVERSION
TRFD	DRUG COURT TRANSFER

FTA/FTV

<u>CODE</u>	<u>CHG_DISP_TYPE_CODE_DESC</u>
FTA	FAILURE TO APPEAR
FTV	FUGITIVE

AP

<u>CODE</u>	<u>CHG_DISP_TYPE_CODE_DESC</u>
AP	ADMINISTRATIVE PROCEDURE

Acquitted

<u>CODE</u>	<u>CHG_DISP_TYPE_CODE_DESC</u>
ACQ	ACQUITTED
NG	NOT GUILTY

Dismissed

<u>CODE</u>	<u>CHG_DISP_TYPE_CODE_DESC</u>
CAD	DISMISSAL BY MOTION OF PROSECUTOR
DD	DISMISSED - DIVERTED
DEC	DECEASED
DGJ	DISMISS AFTER PRESENT TO GRND JURY
DIS	DISMISSED
INC	INCOMPETENT TO STAND TRIAL
PRDIS	PRE-PREPAYABLE CITATION-DISMISSED
WD	WITHDRAWN

Others

<u>CODE</u>	<u>CHG_DISP_TYPE_CODE_DESC</u>
DDP	- DISMISSED DEFERRED PROSECUTION
DEN	- DENIED
DP	- DEFERRED PROSECUTION
GNT	- GRANTED
HNG	- HUNG JURY
MER	- MERGED

# AOC Annual Report

MST	- MISTRIAL
OTH	- OTHER
REM	- REMANDED
SAV	- SET ASIDE/VOIDED
SR	- SEALED RECORDS
TRF	- TRANSFER
VAC	- VACATED JUDGMENT
VEFC	- VACATED EXPUNGED FELONY CONVICTION
VSC	- VOIDED SEALED CONVICTION

## Table 3 - (Felony Charges Convicted by Disposition type)

'Conviction' category includes charges dispositions listed within Part 2.

Convicted	
CODE	CHG_DISP_TYPE_CODE_DESC
ENH	ENHANCED
G	GUILTY
GM	GUILTY - MULTIPLE COUNTS
GSS	GUILTY - SEALED SENTENCE
PRPD	PRE-PAYABLE CITATION - PAID

## Table 4 -Sentence\_Percentages KRS 27A.460 - (2)

Count of felony charges per categories defined in Part 2 above.

## Table 5 -Plea\_Percent KRS 27A.460 - (5),(6)

Original & Final Pleas of Felony Charges

Original & Final Pleas of Felony Amended down to Non-Felony

## Table 6 - Trial Type KRS 27A.460 - (7),(8),(9),(10)

Count of Distinct Cases per Trial Type.

Case is counted as "court trial" if all charges within case were disposed by court trial.

Case is counted as "jury trial" if all charges within case were disposed by jury.

Case is counted in "Mixed trial" type category if some charges were disposed by court, jury or no trial.

Case is counted in "No trial" category if all charges within case had "no trial" marked or were blank.

## Table 7 - Shock Probation by charge Disposition type KRS 27A.440(3b)

Specified UOR codes disposed within Circuit Criminal "CR" cases.

When a "Motion for Shock Probation" is filed, a charge screen is added with the appropriate UOR number (listed below) for shock probation. A scheduled event screen and a motion screen are also entered under the original case number.

When a signed judgment or order is received, a document screen is entered. The added charge is then closed by completing the disposition date, disposition type, judge, and trial type. A sentence screen is created if appropriate.

UOR	KRS	DESC
0026090	439.265	SHOCK PROBATION IN FELONY CONVICTIONS
0026100	439.267	SHOCK PROBATION IN MISDEMEANOR CONVICTIONS
9096890	KRS439265	SHOCK PROBATION

## Table 8 - (Youthful Offenders, Out of Part 1)

Circuit "CR" Cases where person age less than 18 calculated from case filing date.

NOTE: Per statute 635.020 (7) If a person who is eighteen (18) or older and before the court is charged with a felony that occurred prior to his eighteenth birthday, the court shall, upon motion of the county attorney made prior to adjudication, and after the county attorney has consulted with the Commonwealth's attorney, that the child be proceeded against as a youthful offender, proceed in accordance with the provisions of KRS 640.010.

Currently, the only way to identify if a CR case was a "youthful" offender is by looking at the defendant's DOB. We have based the "youthful offender" portion on Circuit "CR" cases per age, is calculated using case filing date, which is under 18, however, those eighteen(18) or older may not be accounted.

**Table 9 – (Youthful Offenders, same as part 2)**

By Charge Disposition Type. (see note above)

**Table 10 - (Youthful Offenders, same as part 3)**

(see note above)



## “Youthful Offender” Statutes

### **635.020 Criteria for determining how child is to be tried.**

- (1) If, prior to an adjudicatory hearing, there is a reasonable cause to believe that a child before the court has committed a felony other than those described in subsections (2) and (3) of this section, a misdemeanor, or a violation, the court shall initially proceed in accordance with the provisions of this chapter.
- (2) If a child charged with a capital offense, Class A felony, or Class B felony, had attained age fourteen (14) at the time of the alleged commission of the offense, the court shall, upon motion of the county attorney made prior to adjudication, and after the county attorney has consulted with the Commonwealth's attorney, that the child be proceeded against as a youthful offender, proceed in accordance with the provisions of KRS 640.010.
- (3) If a child charged with a Class C or Class D felony has on one (1) prior separate occasion been adjudicated a public offender for a felony offense and had attained the age of sixteen (16) at the time of the alleged commission of the offense, the court shall, upon motion of the county attorney made prior to adjudication, and after the county attorney has consulted with the Commonwealth's attorney, that the child be proceeded against as a youthful offender, proceed in accordance with the provisions of KRS 640.010.
- (4) Any other provision of KRS Chapters 610 to 645 to the contrary notwithstanding, if a child charged with a felony in which a firearm, whether functional or not, was used in the commission of the offense had attained the age of fourteen (14) years at the time of the commission of the alleged offense, he shall be transferred to the Circuit Court for trial as an adult if, following a preliminary hearing, the District Court finds probable cause to believe that the child committed a felony, that a firearm was used in the commission of that felony, and that the child was fourteen (14) years of age or older at the time of the commission of the alleged felony. If convicted in the Circuit Court, he shall be subject to the same penalties as an adult offender, except that until he reaches the age of eighteen (18) years, he shall be confined in a facility or program for juveniles or for youthful offenders, unless the provisions of KRS 635.025 apply or unless he is released pursuant to expiration of sentence or parole, and at age eighteen (18) he shall be returned to the sentencing Circuit Court for proceedings consistent with KRS 640.030(2).
- (5) If a child previously convicted as a youthful offender under the provisions of KRS Chapter 640 is charged with a felony allegedly committed prior to his eighteenth birthday, the court shall, upon motion of the county attorney made prior to adjudication, and after the county attorney has consulted with the Commonwealth's attorney, that the child be proceeded against as a youthful offender, proceed in accordance with the provisions of KRS 640.010.
- (6) A child who is charged as is provided in subsection (2) of this section and is also charged with a Class C or D felony, a misdemeanor, or a violation arising from the same course of conduct shall have all charges included in the same proceedings; and the court shall, upon motion of the county attorney made prior to adjudication, and after the county attorney has consulted with the Commonwealth's attorney, that the child be proceeded against as a youthful offender, proceed in accordance with the provisions of KRS 640.010.
- (7) If a person who is eighteen (18) or older and before the court is charged with a felony that occurred prior to his eighteenth birthday, the court shall, upon motion of the county attorney made prior to adjudication, and after the county attorney has consulted with the Commonwealth's attorney, that the child be proceeded against as a youthful offender, proceed in accordance with the provisions of KRS 640.010.
- (8) All offenses arising out of the same course of conduct shall be tried with the felony arising from that course of conduct, whether the charges are adjudicated under this chapter or under KRS Chapter 640 and transferred to Circuit Court.

**Effective:** July 15, 2002

**History:** Amended 2002 Ky. Acts ch. 257, sec. 15, effective July 15, 2002. -- Amended 2000 Ky. Acts ch. 534, sec. 11, effective July 14, 2000. -- Amended 1998 Ky. Acts ch. 538, sec. 17, effective April 13, 1998; and ch. 606, sec. 85, effective July 15, 1998. -- Amended 1996 Ky. Acts ch. 358, sec. 40, effective July 15, 1997. -- Amended 1994 Ky. Acts ch. 396, sec. 12, effective July 15, 1994. -- Amended 1988 Ky. Acts ch. 350, sec. 95, effective April 10, 1988. -- Created 1986 Ky. Acts ch. 423, sec. 125, effective July 1, 1987.

### **640.010 Preliminary hearing -- Proof required to try child as youthful offender in Circuit Court.**

- (1) For children who are alleged to be youthful offenders by falling in the purview of KRS 635.020(2), (3), (5), (6), (7), or (8), the court shall at arraignment assure that the child's rights as specified in KRS 610.060 have been explained and followed.
- (2) In the case of a child alleged to be a youthful offender by falling within the purview of KRS 635.020(2), (3), (5), (6), (7), or (8), the District Court shall, upon motion by the county attorney to proceed under this chapter, and after the county attorney has consulted with the Commonwealth's attorney, conduct a preliminary hearing to determine if the child should be transferred to Circuit Court as a youthful offender.

The preliminary hearing shall be conducted in accordance with the Rules of Criminal Procedure.

(a) At the preliminary hearing, the court shall determine if there is probable cause to believe that an offense was committed, that the child committed the offense, and that the child is of sufficient age and has the requisite number of prior adjudications, if any, necessary to fall within the purview of KRS 635.020.

(b) If the District Court determines probable cause exists, the court shall consider the following factors before determining whether the child's case shall be transferred to the Circuit Court:

1. The seriousness of the alleged offense;
2. Whether the offense was against persons or property, with greater weight being given to offenses against persons;
3. The maturity of the child as determined by his environment;
4. The child's prior record;
5. The best interest of the child and community;
6. The prospects of adequate protection of the public;
7. The likelihood of reasonable rehabilitation of the child by the use of procedures, services, and facilities currently available to the juvenile justice system; and
8. Evidence of a child's participation in a gang.

(c) If, following the completion of the preliminary hearing, the District Court finds, after considering the factors enumerated in paragraph (b) of this subsection, that two (2) or more of the factors specified in paragraph (b) of this subsection are determined to favor transfer, the child may be transferred to Circuit Court, and if the child is transferred the District Court shall issue an order transferring the child as a youthful offender and shall state on the record the reasons for the transfer. The child shall then be proceeded against in the Circuit Court as an adult, except as otherwise provided in this chapter.

(d) If, following completion of the preliminary hearing, the District Court is of the opinion, after considering the factors enumerated in paragraph (b) of this subsection, that the child shall not be transferred to the Circuit Court, the case shall be dealt with as provided in KRS Chapter 635.

# AOC Annual Report

---

(3) If the child is transferred to Circuit Court under this section and the grand jury does not find that there is probable cause to indict the child as a youthful offender, as defined in KRS 635.020(2), (3), (5), (6), (7), and (8), but does find that there is probable cause to indict the child for another criminal offense, the child shall not be tried as a youthful offender in Circuit Court but shall be returned to District Court to be dealt with as provided in KRS Chapter 635.

**Effective:** July 14, 2000

**History:** Amended 2000 Ky. Acts ch. 534, sec. 16, effective July 14, 2000. -- Amended 1998 Ky. Acts ch. 606, sec. 116, effective July 15, 1998. -- Amended 1996 Ky. Acts ch. 358, sec. 55, effective July 15, 1997. -- Amended 1994 Ky. Acts ch. 396, sec. 13, effective July 15, 1994. Amended 1992 Ky. Acts ch. 412, sec. 1, effective July 14, 1992. -- Amended 1988 Ky. Acts ch. 350, sec. 104, effective April 10, 1988. -- Created 1986 Ky. Acts ch. 423, sec. 134, effective July 1, 1987.

**Legislative Research Commission Note.** Acts 1986, ch. 423, and 199 read: "KRS 446.250 to 446.320 to the contrary notwithstanding, Acts 1986, ch. 423 shall prevail in the event of a conflict between Acts 1986, ch. 423 and other Acts passed by the 1986 regular session of the General Assembly."

# REPORT

---

*Statewide Statistics*

ADMINISTRATIVE OFFICE OF THE COURTS

Research & Statistics

Annual Report FY 2018

Circuit Court - "Felony" Criminal Cases

**STATEWIDE**

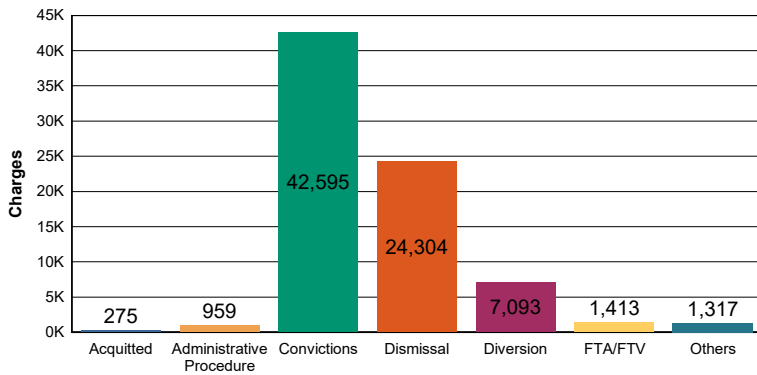
There were 77,956 felony level offenses and 4,303 non-felony level offenses disposed within 37,822 circuit criminal cases during the fiscal year. Non-felony offenses include misdemeanor, violation, local ordinance or other level offense(s) within those cases.

	Charges	Cases
Felony	77,956	37,822
Felony amended to Non-Felony	4,303	

Of those 77,956 felony offenses, 42,595 (54.64%) were convicted; 275 were acquitted (0.35%); and 24,304 (31.18%) were dismissed.

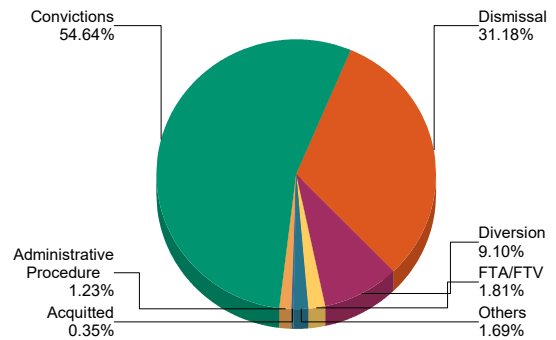
**Felony Charges by Disposition Type**

27A.460 - (1), (3), (4)



**Percent of Charges by Disposition Type**

27A.460 - (1), (3), (4)



**27A.460 (1) Conviction percentages;**

**27A.460 (3) Percentage of acquittals;**

**27A.460(4) Percentage of dismissals;**

\* "Others" disposition type include: Denied, Extradition, Grand Jury, Granted, Hung Jury, Merged, Mistrial, No Action Taken By Grand Jury, Other, Pardon - Prior to Adjudication Only, Peace Bond, Remanded, Set Aside/Voided, Sealed Records, Transfer, Drug Court Transfer, Vacated Judgment

**Annual Report FY 2018  
Circuit Court - "Felony" Criminal Cases**

INS100S

**STATEWIDE**

**Sentence Information by Charge Disposition Type**

**27A.460 - (2)**

	Sentence Records	Jail or Prison Time > 0	Jail or Prison Time Conditionally Discharged	Jail or Prison Time Suspended	Net Costs > \$0.00	Net Fines > \$0.00	Net Home Incarceration Time	Net Home Incarceration Time Suspended	Net Probation Time Supervised	Net Probation Time Unsupervised	Net Suspended Costs > \$0.00	Net Suspended Fines > \$0.00	Other Conditions
Acquitted	4	2			1	1							
		50.00%			25.00%	25.00%							
AP	3	1			2	1							2
		33.33%			66.67%	33.33%							66.67%
Convicted	40,903	40,676	1,335	14,683	16,026	2,423	31		14,214	596	13		10,272
		99.45%	3.26%	35.90%	39.18%	5.92%	0.08%		34.75%	1.46%	0.03%		25.11%
Dismissed	763	414	51	234	448	63	3		187	54		1	201
		54.26%	6.68%	30.67%	58.72%	8.26%	0.39%		24.51%	7.08%		0.13%	26.34%
Diverted	1,214	412	134	244	952	50	8		287	39		5	345
		33.94%	11.04%	20.10%	78.42%	4.12%	0.66%		23.64%	3.21%		0.41%	28.42%
FTA/FTV	4	2			2	2	1			2			
		50.00%		50.00%	50.00%	25.00%			50.00%				
Others	783	711	43	542	268	50			499	5		6	150
		90.80%	5.49%	69.22%	34.23%	6.39%			63.73%	0.64%		0.77%	19.16%
	43,674	42,218	1,563	15,705	17,699	2,589	42		15,189	694	18	7	10,970

**27A.460 (2) Percentages of fines, imprisonment, or other penalty assessment;**

- \* Percentages are based on total sentence records per category (convicted, acquitted...etc)
- \* There can be multiple sentence conditions to a single charge.

**Plea Type**

**27A.460 - (5), (6)**

		GUILTY	NOT GUILTY	UNKNOWN PLEA TYPE	Total
Felony Charges	Original_Plea	5,215 6.69%	36,697 47.07%	36,044 46.24%	77,956 100.00%
	Final_Plea	36,942 47.39%	4,974 6.38%	36,040 46.23%	77,956 100.00%
Felony Amended Down to Non-Felony	Original_Plea	6 0.14%	760 17.66%	3,537 82.20%	4,303 100.00%
	Final_Plea	110 2.56%	659 15.31%	3,534 82.13%	4,303 100.00%

**27A.460 (5) Percentage of pleas as charges;**

**27A.460 (6) Percentage of pleas to reduce charges;**

**Annual Report FY 2018  
Circuit Court - "Felony" Criminal Cases**

INS100S

**STATEWIDE**

Cases can have multiple charges which are heard either by a court trial, jury trial, no trial or by a combination of trial types. Depending upon the seriousness of the offense and the consequences of a guilty verdict, defendants in criminal cases have the constitutional right to a jury of their peers. In a jury trial, the Judge decides questions of law, and the jury decides whether the defendant is guilty or not guilty on each of the offense(s) charged. In a court trial, the judge decides questions of law and decides if guilty or not guilty on each offense(s) charges. The cases are categorized by how all the charges within the case were disposed. If all charges were disposed by the same trial type, it's counted in the separate category, otherwise, it's counted within the "Mixed Trial" category. If a charge had a nothing entered or it had "no trial" it's counted in the "No Trial" category.

<b>Cases by Trial Type</b>	<b>27A.460 - (7), (8), (9), (10)</b>	Court Trial	Jury Trial	Mixed Trial Types	No Trial	Total
Felony amended Down to Non-Felony		-	5 0.15%	150 4.40%	3,257 95.46%	3,412 100.00%
Felony Cases		2 0.01%	158 0.42%	1,628 4.30%	36,034 95.27%	37,822 100.00%
Felony Convictions		1 0.00%	86 0.36%	1,347 5.59%	22,655 94.05%	24,089 100.00%

27A.460 (7) Percentage of disposition to guilty as charged by trial;  
 27A.460 (8) Percentage of those found guilty of lesser charge by trial;  
 27A.460 (9) Percentage of cases where jury trial taken;  
 27A.460 (10) Percentage of trials which are bench (court) trials; and

**Shock Probation by Disposition Type**

**27A.440 (3b)**

	Denied	Granted	Others	Vacated	Withdrawn	Total
0026090 SHOCK PROBATION IN FELONY CONVICTIONS	4,167 63.71%	2,262 34.58%	25 0.38%	14 0.21%	73 1.12%	6,541 100.00%
0026100 SHOCK PROBATION IN MISDEMEANOR CONVICTIONS	47 51.09%	44 47.83%	1 1.09%	-	-	92 100.00%

27A.440 (3) Cases in which shock probation has been granted:

(b) Extracted data on shock probation shall be placed in the annual report of the Administrative Office of the Courts.

**STATEWIDE**

**Youthful Offenders**

There were 358 felony level offenses and 24 non-felony level offenses disposed within 128 circuit criminal cases during the fiscal year. Non-felony offenses include misdemeanor, violation, local ordinance or other level offense(s) within those cases.

**27A.460 - (11)**

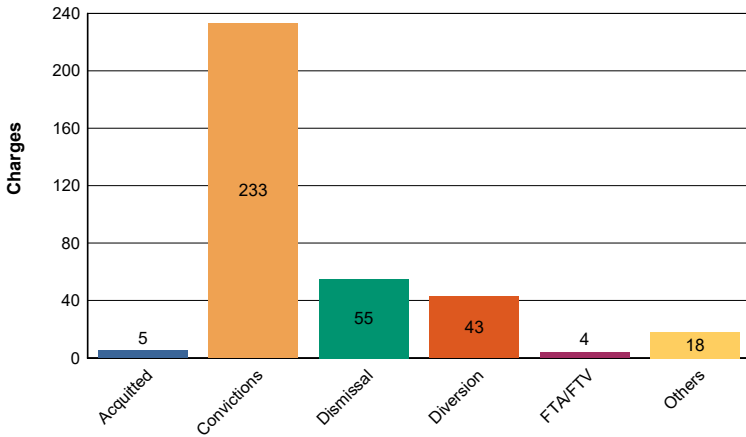
	Charges	Cases
Felony	358	128
Felony amended to Non-Felony	24	

**27A.460 (11) The number of juvenile offenders tried as an adult.**

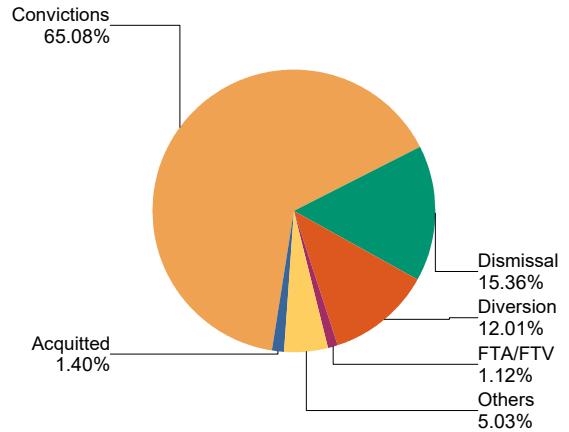
Of the 358 felony level offenses disposed within the youthful offender cases, 233 (65.08%) charges were convicted.

	Acquitted	Convictions	Dismissal	Diversion	FTA/FTV	Others	Total
Felony Charges by Disposition Type	5	233	55	43	4	18	358
	1.40%	65.08%	15.36%	12.01%	1.12%	5.03%	100.00%

**Felony Charges by Disposition Type**



**Percentage of Charges by Disposition Type**



	GUILTY	Total
Felony Charges Convicted by Disposition Type	233	233
	100.00%	100.00%

Note: Per statute 635.020 (7) If a person who is eighteen (18) or older and before the court is charged with a felony that occurred prior to his eighteenth birthday, the court shall, upon motion of the county attorney made prior to adjudication, and after the county attorney has consulted with the Commonwealth's attorney, that the child be proceeded against as a youthful offender, proceed in accordance with the provisions of KRS 640.010.

The youthful offender data is pulled by looking at the circuit criminal cases with defendant's age calculated from date of birth to the case filing date, which is under 18, however, those eighteen(18) or older may not be accounted.

# REPORT

---

*Statistics by County*



**ADMINISTRATIVE OFFICE OF THE COURTS**

Research & Statistics

**Annual Report FY 2018**

**Circuit Court - "Felony" Criminal Cases**

**ADAIR**

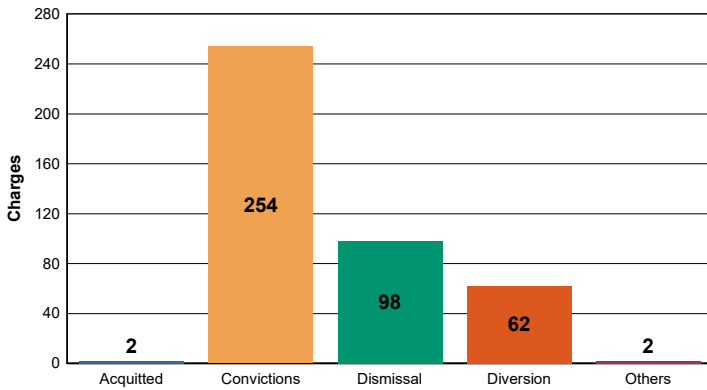
There were 418 felony level offenses and 19 non-felony level offenses disposed within 256 circuit criminal cases during the fiscal year. Non-felony offenses include misdemeanor, violation, local ordinance or other level offense(s) within those cases.

	<b>Charges</b>	<b>Cases</b>
<b>Felony</b>	418	256
<b>Felony amended to Non-Felony</b>	19	

Of those 418 felony offenses, 254 (60.77%) were convicted; 2 were acquitted (0.48%); and 98 (23.44%) were dismissed.

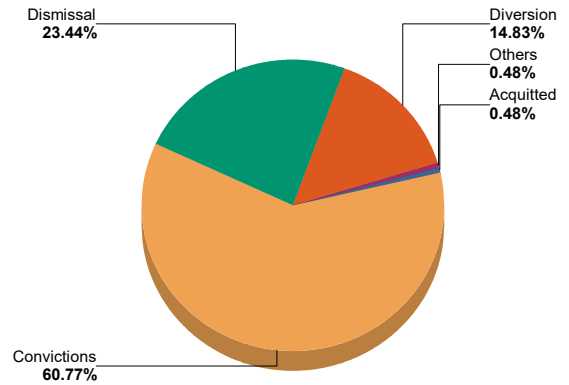
**Felony Charges by Disposition Type**

27A.460 - (1), (3), (4)



**Percent of Charges by Disposition Type**

27A.460 - (1), (3), (4)



**27A.460 (1) Conviction percentages;**

**27A.460 (3) Percentage of acquittals;**

**27A.460(4) Percentage of dismissals;**

\* "Others" disposition type include: Denied, Extradition, Grand Jury, Granted, Hung Jury, Merged, Mistrial, No Action Taken By Grand Jury, Other, Pardon - Prior to Adjudication Only, Peace Bond, Remanded, Set Aside/Voided, Sealed Records, Transfer, Drug Court Transfer, Vacated Judgment

**ADMINISTRATIVE OFFICE OF THE COURTS**

Research & Statistics

**Annual Report FY 2018**

**Circuit Court - "Felony" Criminal Cases**

**ADAIR**

**Sentence Information by Charge Disposition Type**

27A.460 - (2)	Sentence Records	Jail or Prison Conditionally Discharged	Jail or Prison Suspended	Jail or Prison Time > 0	Net Costs > \$0.00	Net Fines > \$0.00	Net Home Incarceration Time	Net Home Incarceration Time Suspended	Net Probation Time Supervised	Net Probation Time Unsupervised	Net Suspended Costs > \$0.00	Net Suspended Fines > \$0.00	Other Conditions
Convicted	253		108	253	101	3			108				150
		42.69%	100.00%	39.92%	1.19%			42.69%					59.29%
	253		108	253	101	3			108				150

**27A.460 (2) Percentages of fines, imprisonment, or other penalty assessment;**

\* Percentages are based on total sentence records per category (convicted, acquitted...etc)

\* There can be multiple sentence conditions to a single charge.

**Plea Type**

27A.460 - (5), (6)		GUILTY	NOT GUILTY	UNKNOWN PLEA TYPE	TOTAL
Felony Charges	Original_Plea	2 0.48%	407 97.37%	9 2.15%	418 100.00%
	Final_Plea	254 60.77%	155 37.08%	9 2.15%	418 100.00%
Felony amended to Non-Felony	Original_Plea	-	19 100.00%	-	19 100.00%
	Final_Plea	-	19 100.00%	-	19 100.00%

**27A.460 (5) Percentage of pleas as charges;**

**27A.460 (6) Percentage of pleas to reduce charges;**

**ADMINISTRATIVE OFFICE OF THE COURTS**

Research & Statistics

**Annual Report FY 2018**

**Circuit Court - "Felony" Criminal Cases**

**ADAIR**

Cases can have multiple charges which are heard either by a court trial, jury trial, no trial or by a combination of trial types. Depending upon the seriousness of the offense and the consequences of a guilty verdict, defendants in criminal cases have the constitutional right to a jury of their peers. In a jury trial, the Judge decides questions of law, and the jury decides whether the defendant is guilty or not guilty on each of the offense(s) charged. In a court trial, the judge decides questions of law and decides if guilty or not guilty on each offense(s) charges. The cases are categorized by how all the charges within the case were disposed. If all charges were disposed by the same trial type, it's counted in the separate category, otherwise, it's counted within the "Mixed Trial" category. If a charge had a nothing entered or it had "no trial" it's counted in the "No Trial" category.

<b>Cases by Trial Type</b>	<b>27A.460 - (7), (8), (9), (10)</b>	<b>JURY TRIAL</b>	<b>NO TRIAL</b>	<b>Total</b>
Felony Amended Down to Non-Felony		-	14 100.00%	14 100.00%
Felony Charges		1 0.39%	255 99.61%	256 100.00%
Felony Convictions		-	175 100.00%	175 100.00%

27A.460 (7) Percentage of disposition to guilty as charged by trial;  
 27A.460 (8) Percentage of those found guilty of lesser charge by trial;  
 27A.460 (9) Percentage of cases where jury trial taken;  
 27A.460 (10) Percentage of trials which are bench (court) trials; and

**Shock Probation by  
Disposition Type**

	<b>27A.440 (3b)</b>	<b>Denied</b>	<b>Granted</b>	<b>Total</b>
0026090 SHOCK PROBATION IN FELONY CONVICTIONS		54 98.18%	1 1.82%	55 100.0000%

27A.440 (3) Cases in which shock probation has been granted:  
 (b) Extracted data on shock probation shall be placed in the annual report of the Administrative Office of the Courts.

**ADMINISTRATIVE OFFICE OF THE COURTS**

Research & Statistics

**Annual Report FY 2018**

**Circuit Court - "Felony" Criminal Cases**

**ALLEN**

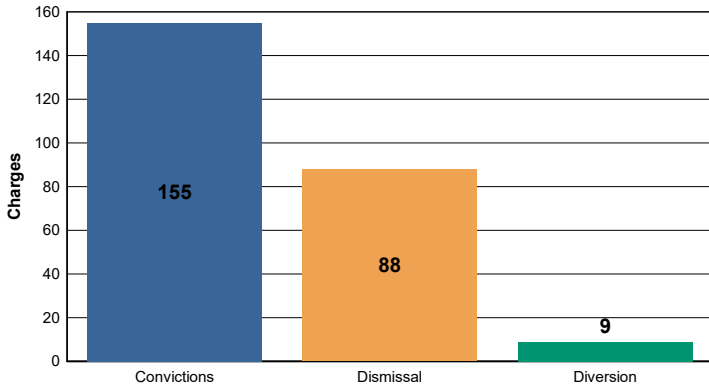
There were 252 felony level offenses and 13 non-felony level offenses disposed within 140 circuit criminal cases during the fiscal year. Non-felony offenses include misdemeanor, violation, local ordinance or other level offense(s) within those cases.

	<b>Charges</b>	<b>Cases</b>
<b>Felony</b>	252	140
<b>Felony amended to Non-Felony</b>	13	

Of those 252 felony offenses, 155 (61.51%) were convicted; were acquitted (%); and 88 (34.92%) were dismissed.

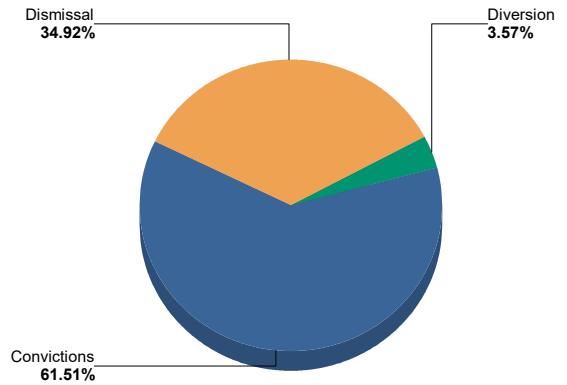
**Felony Charges by Disposition Type**

27A.460 - (1), (3), (4)



**Percent of Charges by Disposition Type**

27A.460 - (1), (3), (4)



**27A.460 (1) Conviction percentages;**

**27A.460 (3) Percentage of acquittals;**

**27A.460(4) Percentage of dismissals;**

\* "Others" disposition type include: Denied, Extradition, Grand Jury, Granted, Hung Jury, Merged, Mistrial, No Action Taken By Grand Jury, Other, Pardon - Prior to Adjudication Only, Peace Bond, Remanded, Set Aside/Voided, Sealed Records, Transfer, Drug Court Transfer, Vacated Judgment

**ADMINISTRATIVE OFFICE OF THE COURTS**

Research & Statistics

**Annual Report FY 2018**

**Circuit Court - "Felony" Criminal Cases**

**ALLEN**

**Sentence Information by Charge Disposition Type**

27A.460 - (2)	Sentence Records	Jail or Prison Conditionally Discharged	Jail or Prison Suspended	Jail or Prison Time > 0	Net Costs > \$0.00	Net Fines > \$0.00	Net Home Incarceration Time	Net Home Incarceration Time Suspended	Net Probation Time Supervised	Net Probation Time Unsupervised	Net Suspended Costs > \$0.00	Net Suspended Fines > \$0.00	Other Conditions
Convicted	149	4 2.68%	51 34.23%	149 100.00%	31 20.81%	145 97.32%			49 32.89%				87 58.39%
Dismissed	8		7 87.50%	8 100.00%	5 62.50%	8 100.00%				1 12.50%			8 100.00%
Diverted	9		8 88.89%	9 100.00%	6 66.67%	7 77.78%			5 55.56%				9 100.00%
	166	4	66	166	42	160			54	1			104

27A.460 (2) Percentages of fines, imprisonment, or other penalty assessment;

\* Percentages are based on total sentence records per category (convicted, acquitted...etc)

\* There can be multiple sentence conditions to a single charge.

**Plea Type**

27A.460 - (5), (6)		GUILTY	NOT GUILTY	UNKNOWN PLEA TYPE	TOTAL
Felony Charges	Original_Plea	-	5 1.98%	247 98.02%	252 100.00%
	Final_Plea	5 1.98%	-	247 98.02%	252 100.00%
Felony amended to Non-Felony	Original_Plea	-	-	13 100.00%	13 100.00%
	Final_Plea	-	-	13 100.00%	13 100.00%

27A.460 (5) Percentage of pleas as charges;

27A.460 (6) Percentage of pleas to reduce charges;

**ADMINISTRATIVE OFFICE OF THE COURTS**

Research & Statistics

**Annual Report FY 2018**

**Circuit Court - "Felony" Criminal Cases**

**ALLEN**

Cases can have multiple charges which are heard either by a court trial, jury trial, no trial or by a combination of trial types. Depending upon the seriousness of the offense and the consequences of a guilty verdict, defendants in criminal cases have the constitutional right to a jury of their peers. In a jury trial, the Judge decides questions of law, and the jury decides whether the defendant is guilty or not guilty on each of the offense(s) charged. In a court trial, the judge decides questions of law and decides if guilty or not guilty on each offense(s) charges. The cases are categorized by how all the charges within the case were disposed. If all charges were disposed by the same trial type, it's counted in the separate category, otherwise, it's counted within the "Mixed Trial" category. If a charge had a nothing entered or it had "no trial" it's counted in the "No Trial" category.

<b>Cases by Trial Type</b>	<b>27A.460 - (7), (8), (9), (10)</b>	<b>NO TRIAL</b>	<b>Total</b>
Felony Amended Down to Non-Felony		<b>13</b> 100.00%	<b>13</b> 100.00%
Felony Charges		<b>140</b> 100.00%	<b>140</b> 100.00%
Felony Convictions		<b>107</b> 100.00%	<b>107</b> 100.00%

*27A.460 (7) Percentage of disposition to guilty as charged by trial;  
 27A.460 (8) Percentage of those found guilty of lesser charge by trial;  
 27A.460 (9) Percentage of cases where jury trial taken;  
 27A.460 (10) Percentage of trials which are bench (court) trials; and*

**Shock Probation by  
Disposition Type**

	<b>27A.440 (3b)</b>	<b>Denied</b>	<b>Granted</b>	<b>Total</b>
0026090 SHOCK PROBATION IN FELONY CONVICTIONS		<b>1</b> 5.26%	<b>18</b> 94.74%	<b>19</b> 100.0000%

**27A.440 (3) Cases in which shock probation has been granted:**  
 (b) Extracted data on shock probation shall be placed in the annual report of the Administrative Office of the Courts.

ADMINISTRATIVE OFFICE OF THE COURTS

Research & Statistics

Annual Report FY 2018

Circuit Court - "Felony" Criminal Cases

ANDERSON

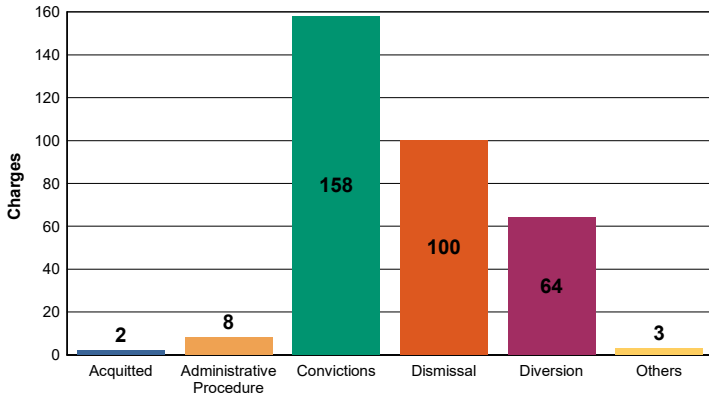
There were 335 felony level offenses and 23 non-felony level offenses disposed within 166 circuit criminal cases during the fiscal year. Non-felony offenses include misdemeanor, violation, local ordinance or other level offense(s) within those cases.

	Charges	Cases
Felony	335	166
Felony amended to Non-Felony	23	

Of those 335 felony offenses, 158 (47.16%) were convicted; 2 were acquitted (0.60%); and 100 (29.85%) were dismissed.

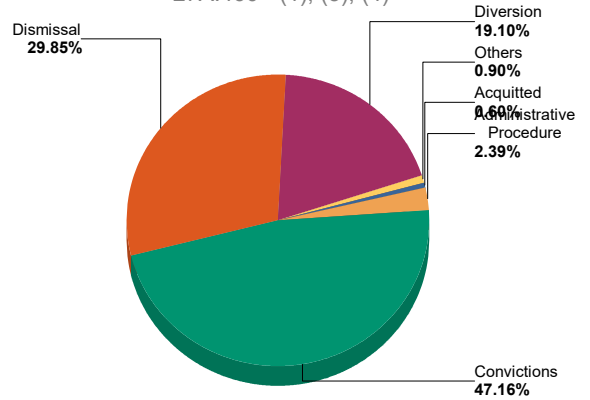
Felony Charges by Disposition Type

27A.460 - (1), (3), (4)



Percent of Charges by Disposition Type

27A.460 - (1), (3), (4)



27A.460 (1) Conviction percentages;

27A.460 (3) Percentage of acquittals;

27A.460(4) Percentage of dismissals;

\* "Others" disposition type include: Denied, Extradition, Grand Jury, Granted, Hung Jury, Merged, Mistrial, No Action Taken By Grand Jury, Other, Pardon - Prior to Adjudication Only, Peace Bond, Remanded, Set Aside/Voided, Sealed Records, Transfer, Drug Court Transfer, Vacated Judgment

**ADMINISTRATIVE OFFICE OF THE COURTS**

Research & Statistics

**Annual Report FY 2018**

**Circuit Court - "Felony" Criminal Cases**

**ANDERSON**

**Sentence Information by Charge Disposition Type**

27A.460 - (2)	Sentence Records	Jail or Prison Conditionally Discharged	Jail or Prison Suspended	Jail or Prison Time > 0	Net Costs > \$0.00	Net Fines > \$0.00	Net Home Incarceration Time	Net Home Incarceration Time Suspended	Net Probation Time Supervised	Net Probation Time Unsupervised	Net Suspended Costs > \$0.00	Net Suspended Fines > \$0.00	Other Conditions
Convicted	151	1 <i>0.66%</i>	103 <i>68.21%</i>	148 <i>98.01%</i>	71 <i>47.02%</i>	2 <i>1.32%</i>			103 <i>68.21%</i>				47 <i>31.13%</i>
	151	1	103	148	71	2			103				47

**27A.460 (2) Percentages of fines, imprisonment, or other penalty assessment;**

\* Percentages are based on total sentence records per category (convicted, acquitted...etc)

\* There can be multiple sentence conditions to a single charge.

**Plea Type**

27A.460 - (5), (6)		GUILTY	NOT GUILTY	UNKNOWN PLEA TYPE	TOTAL
Felony Charges	Original_Plea	36 <i>10.75%</i>	188 <i>56.12%</i>	111 <i>33.13%</i>	335 <i>100.00%</i>
	Final_Plea	222 <i>66.27%</i>	2 <i>0.60%</i>	111 <i>33.13%</i>	335 <i>100.00%</i>
Felony amended to Non-Felony	Original_Plea	-	23 <i>100.00%</i>	-	23 <i>100.00%</i>
	Final_Plea	-	23 <i>100.00%</i>	-	23 <i>100.00%</i>

**27A.460 (5) Percentage of pleas as charges;**

**27A.460 (6) Percentage of pleas to reduce charges;**



**ADMINISTRATIVE OFFICE OF THE COURTS**

Research & Statistics

**Annual Report FY 2018**

**Circuit Court - "Felony" Criminal Cases**

**ANDERSON**

Cases can have multiple charges which are heard either by a court trial, jury trial, no trial or by a combination of trial types. Depending upon the seriousness of the offense and the consequences of a guilty verdict, defendants in criminal cases have the constitutional right to a jury of their peers. In a jury trial, the Judge decides questions of law, and the jury decides whether the defendant is guilty or not guilty on each of the offense(s) charged. In a court trial, the judge decides questions of law and decides if guilty or not guilty on each offense(s) charges. The cases are categorized by how all the charges within the case were disposed. If all charges were disposed by the same trial type, it's counted in the separate category, otherwise, it's counted within the "Mixed Trial" category. If a charge had a nothing entered or it had "no trial" it's counted in the "No Trial" category.

<b>Cases by Trial Type</b>	<b>27A.460 - (7), (8), (9), (10)</b>	<b>JURY TRIAL</b>	<b>NO TRIAL</b>	<b>Total</b>
Felony Amended Down to Non-Felony		-	<b>18</b> 100.00%	<b>18</b> 100.00%
Felony Charges		<b>1</b> 0.60%	<b>165</b> 99.40%	<b>166</b> 100.00%
Felony Convictions		<b>1</b> 1.32%	<b>75</b> 98.68%	<b>76</b> 100.00%

*27A.460 (7) Percentage of disposition to guilty as charged by trial;  
 27A.460 (8) Percentage of those found guilty of lesser charge by trial;  
 27A.460 (9) Percentage of cases where jury trial taken;  
 27A.460 (10) Percentage of trials which are bench (court) trials; and*

**Shock Probation by  
Disposition Type**

	<b>27A.440 (3b)</b>	<b>Denied</b>	<b>Granted</b>	<b>Total</b>
0026090 SHOCK PROBATION IN FELONY CONVICTIONS		<b>26</b> 89.66%	<b>3</b> 10.34%	<b>29</b> 100.0000%

**27A.440 (3) Cases in which shock probation has been granted:**  
 (b) Extracted data on shock probation shall be placed in the annual report of the Administrative Office of the Courts.

**ADMINISTRATIVE OFFICE OF THE COURTS**

Research & Statistics

**Annual Report FY 2018**

**Circuit Court - "Felony" Criminal Cases**

**ANDERSON**

**Youthful Offenders**

Note: Per statute 635.020 (7) If a person who is eighteen (18) or older and before the court is charged with a felony that occurred prior to his eighteenth birthday, the court shall, upon motion of the county attorney made prior to adjudication, and after the county attorney has consulted with the Commonwealth's attorney, that the child be proceeded against as a youthful offender, proceed in accordance with the provisions of KRS 640.010.

The youthful offender data is pulled by looking at the circuit criminal cases with defendant's age calculated from date of birth to the case filing date, which is under 18, however, those eighteen(18) or older may not be accounted.

There were 6 felony level offenses and 0 non-felony level offenses disposed within 2 circuit criminal cases during the fiscal year. Non-felony offenses include misdemeanor, violation, local ordinance or other level offense(s) within those cases.

27A.460 - (11)		Charges	Cases
Felony		6	2
Felony amended to Non-Felony		-	

**27A.460 (11) The number of juvenile offenders tried as an adult.**

Of the 6 felony level offenses disposed within the youthful offender cases, 6 (100.00%) charges were convicted.

Youthful Offender	Convictions	Total
	6 100.00%	6 100.00%

Youthful Offender	GUILTY	Total
	6 100.00%	6 100.00%

ADMINISTRATIVE OFFICE OF THE COURTS

Research & Statistics

Annual Report FY 2018

Circuit Court - "Felony" Criminal Cases

**BALLARD**

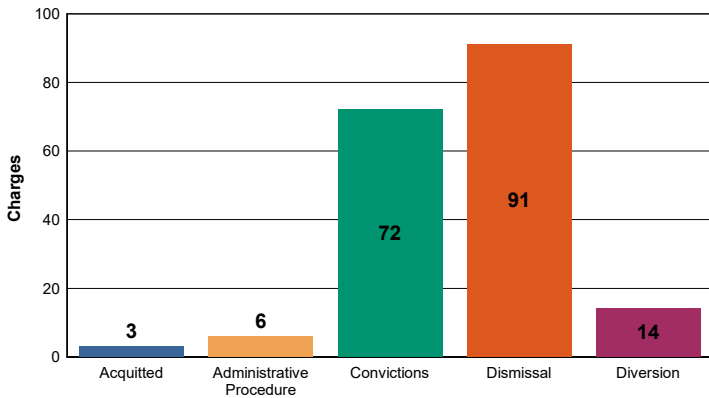
There were 186 felony level offenses and 14 non-felony level offenses disposed within 113 circuit criminal cases during the fiscal year. Non-felony offenses include misdemeanor, violation, local ordinance or other level offense(s) within those cases.

	Charges	Cases
Felony	186	113
Felony amended to Non-Felony	14	

Of those 186 felony offenses, 72 (38.71%) were convicted; 3 were acquitted (1.61%); and 91 (48.92%) were dismissed.

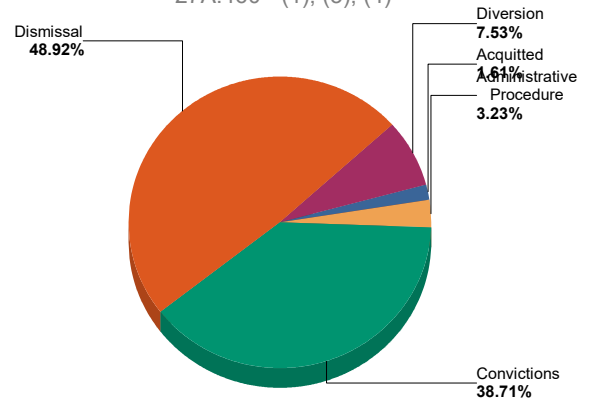
**Felony Charges by Disposition Type**

27A.460 - (1), (3), (4)



**Percent of Charges by Disposition Type**

27A.460 - (1), (3), (4)



**27A.460 (1) Conviction percentages;**

**27A.460 (3) Percentage of acquittals;**

**27A.460(4) Percentage of dismissals;**

\* "Others" disposition type include: Denied, Extradition, Grand Jury, Granted, Hung Jury, Merged, Mistrial, No Action Taken By Grand Jury, Other, Pardon - Prior to Adjudication Only, Peace Bond, Remanded, Set Aside/Voided, Sealed Records, Transfer, Drug Court Transfer, Vacated Judgment

**ADMINISTRATIVE OFFICE OF THE COURTS**

Research & Statistics

**Annual Report FY 2018**

**Circuit Court - "Felony" Criminal Cases**

**BALLARD**

**Sentence Information by Charge Disposition Type**

27A.460 - (2)	Sentence Records	Jail or Prison Conditionally Discharged	Jail or Prison Suspended	Jail or Prison Time > 0	Net Costs > \$0.00	Net Fines > \$0.00	Net Home Incarceration Time	Net Home Incarceration Time Suspended	Net Probation Time Supervised	Net Probation Time Unsupervised	Net Suspended Costs > \$0.00	Net Suspended Fines > \$0.00	Other Conditions
Convicted	71	-	44	71	51	2	-	-	43	1	-	-	46
		61.97%		100.00%	71.83%	2.82%			60.56%	1.41%			64.79%
Diverted	6	-	-	-	6	-	-	-	-	-	-	-	1
					100.00%								16.67%
	77	-	44	71	57	2	-	-	43	1	-	-	47

**27A.460 (2) Percentages of fines, imprisonment, or other penalty assessment;**

\* Percentages are based on total sentence records per category (convicted, acquitted...etc)

\* There can be multiple sentence conditions to a single charge.

**Plea Type**

27A.460 - (5), (6)		NOT GUILTY	UNKNOWN PLEA TYPE	TOTAL
Felony Charges	Original_Plea	3	183	186
		1.61%	98.39%	100.00%
	Final_Plea	3	183	186
		1.61%	98.39%	100.00%
Felony amended to Non-Felony	Original_Plea	-	14	14
		0.00%	100.00%	100.00%
	Final_Plea	-	14	14
		0.00%	100.00%	100.00%

**27A.460 (5) Percentage of pleas as charges;**

**27A.460 (6) Percentage of pleas to reduce charges;**

**ADMINISTRATIVE OFFICE OF THE COURTS**

Research & Statistics

**Annual Report FY 2018**

**Circuit Court - "Felony" Criminal Cases**

**BALLARD**

Cases can have multiple charges which are heard either by a court trial, jury trial, no trial or by a combination of trial types. Depending upon the seriousness of the offense and the consequences of a guilty verdict, defendants in criminal cases have the constitutional right to a jury of their peers. In a jury trial, the Judge decides questions of law, and the jury decides whether the defendant is guilty or not guilty on each of the offense(s) charged. In a court trial, the judge decides questions of law and decides if guilty or not guilty on each offense(s) charges. The cases are categorized by how all the charges within the case were disposed. If all charges were disposed by the same trial type, it's counted in the separate category, otherwise, it's counted within the "Mixed Trial" category. If a charge had a nothing entered or it had "no trial" it's counted in the "No Trial" category.

<b>Cases by Trial Type</b>	<b>27A.460 - (7), (8), (9), (10)</b>	<b>JURY TRIAL</b>	<b>NO TRIAL</b>	<b>Total</b>
Felony Amended Down to Non-Felony		-	<b>14</b> 100.00%	<b>14</b> 100.00%
Felony Charges		<b>2</b> 1.77%	<b>112</b> 99.12%	<b>114</b> 100.88%
Felony Convictions		-	<b>63</b> 100.00%	<b>63</b> 100.00%

*27A.460 (7) Percentage of disposition to guilty as charged by trial;  
 27A.460 (8) Percentage of those found guilty of lesser charge by trial;  
 27A.460 (9) Percentage of cases where jury trial taken;  
 27A.460 (10) Percentage of trials which are bench (court) trials; and*

**Shock Probation by  
Disposition Type**

	<b>27A.440 (3b)</b>	<b>Denied</b>	<b>Granted</b>	<b>Total</b>
0026090 SHOCK PROBATION IN FELONY CONVICTIONS		<b>49</b> 85.96%	<b>5</b> 8.77%	<b>54</b> 94.7368%
0026100 SHOCK PROBATION IN MISDEMEANOR CONVICTIONS		<b>2</b> 3.51%	<b>1</b> 1.75%	<b>3</b> 5.2632%

**27A.440 (3) Cases in which shock probation has been granted:**  
 (b) Extracted data on shock probation shall be placed in the annual report of the Administrative Office of the Courts.

**ADMINISTRATIVE OFFICE OF THE COURTS**

Research & Statistics

**Annual Report FY 2018**

**Circuit Court - "Felony" Criminal Cases**

**BARREN**

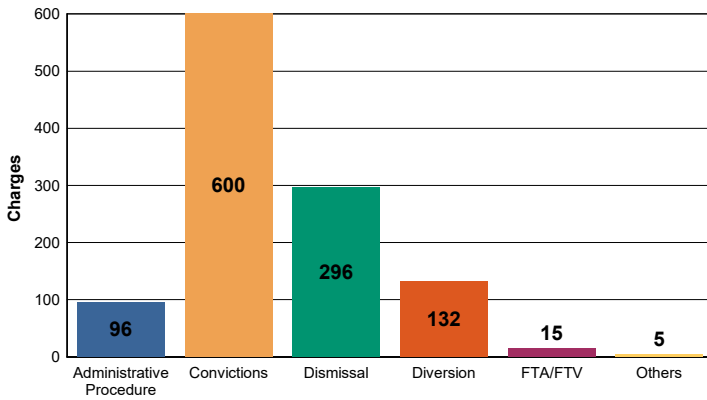
There were 1,144 felony level offenses and 26 non-felony level offenses disposed within 627 circuit criminal cases during the fiscal year. Non-felony offenses include misdemeanor, violation, local ordinance or other level offense(s) within those cases.

	<b>Charges</b>	<b>Cases</b>
<b>Felony</b>	1,144	627
<b>Felony amended to Non-Felony</b>	26	

Of those 1,144 felony offenses, 600 (52.45%) were convicted; were acquitted (%); and 296 (25.87%) were dismissed.

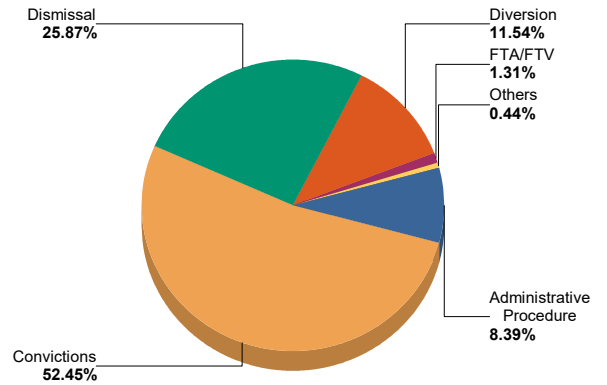
**Felony Charges by Disposition Type**

27A.460 - (1), (3), (4)



**Percent of Charges by Disposition Type**

27A.460 - (1), (3), (4)



**27A.460 (1) Conviction percentages;**

**27A.460 (3) Percentage of acquittals;**

**27A.460(4) Percentage of dismissals;**

\* "Others" disposition type include: Denied, Extradition, Grand Jury, Granted, Hung Jury, Merged, Mistrial, No Action Taken By Grand Jury, Other, Pardon - Prior to Adjudication Only, Peace Bond, Remanded, Set Aside/Voided, Sealed Records, Transfer, Drug Court Transfer, Vacated Judgment

**ADMINISTRATIVE OFFICE OF THE COURTS**

Research & Statistics

**Annual Report FY 2018**

**Circuit Court - "Felony" Criminal Cases**

**BARREN**

**Sentence Information by Charge Disposition Type**

27A.460 - (2)	Sentence Records	Jail or Prison Conditionally Discharged	Jail or Prison Suspended	Jail or Prison Time > 0	Net Costs > \$0.00	Net Fines > \$0.00	Net Home Incarceration Time	Net Home Incarceration Time Suspended	Net Probation Time Supervised	Net Probation Time Unsupervised	Net Suspended Costs > \$0.00	Net Suspended Fines > \$0.00	Other Conditions
Convicted	589	2 <i>0.34%</i>	335 <i>56.88%</i>	589 <i>100.00%</i>	343 <i>58.23%</i>	341 <i>57.89%</i>	1 <i>0.17%</i>		316 <i>53.65%</i>	18 <i>3.06%</i>			451 <i>76.57%</i>
Dismissed	1		1 <i>100.00%</i>	1 <i>100.00%</i>					1 <i>100.00%</i>				1 <i>100.00%</i>
Diverted	1				1 <i>100.00%</i>								
	591	2	336	590	344	341	1		317	18			452

**27A.460 (2) Percentages of fines, imprisonment, or other penalty assessment;**

\* Percentages are based on total sentence records per category (convicted, acquitted...etc)

\* There can be multiple sentence conditions to a single charge.

**Plea Type**

27A.460 - (5), (6)		GUILTY	NOT GUILTY	UNKNOWN PLEA TYPE	TOTAL
Felony Charges	Original_Plea	583 <i>50.96%</i>	5 <i>0.44%</i>	556 <i>48.60%</i>	1,144 <i>100.00%</i>
	Final_Plea	588 <i>51.40%</i>	- <i>0.00%</i>	556 <i>48.60%</i>	1,144 <i>100.00%</i>
Felony amended to Non-Felony	Original_Plea	- <i>0.00%</i>	- <i>0.00%</i>	26 <i>100.00%</i>	26 <i>100.00%</i>
	Final_Plea	- <i>0.00%</i>	- <i>0.00%</i>	26 <i>100.00%</i>	26 <i>100.00%</i>

**27A.460 (5) Percentage of pleas as charges;**

**27A.460 (6) Percentage of pleas to reduce charges;**

**ADMINISTRATIVE OFFICE OF THE COURTS**

Research & Statistics

**Annual Report FY 2018**

**Circuit Court - "Felony" Criminal Cases**

**BARREN**

Cases can have multiple charges which are heard either by a court trial, jury trial, no trial or by a combination of trial types. Depending upon the seriousness of the offense and the consequences of a guilty verdict, defendants in criminal cases have the constitutional right to a jury of their peers. In a jury trial, the Judge decides questions of law, and the jury decides whether the defendant is guilty or not guilty on each of the offense(s) charged. In a court trial, the judge decides questions of law and decides if guilty or not guilty on each offense(s) charges. The cases are categorized by how all the charges within the case were disposed. If all charges were disposed by the same trial type, it's counted in the separate category, otherwise, it's counted within the "Mixed Trial" category. If a charge had a nothing entered or it had "no trial" it's counted in the "No Trial" category.

<b>Cases by Trial Type</b>	<b>27A.460 - (7), (8), (9), (10)</b>	<b>JURY TRIAL</b>	<b>NO TRIAL</b>	<b>Total</b>
Felony Amended Down to Non-Felony		-	21 100.00%	21 100.00%
Felony Charges		4 0.64%	625 99.68%	629 100.32%
Felony Convictions		4 1.16%	343 99.42%	347 100.58%

*27A.460 (7) Percentage of disposition to guilty as charged by trial;  
 27A.460 (8) Percentage of those found guilty of lesser charge by trial;  
 27A.460 (9) Percentage of cases where jury trial taken;  
 27A.460 (10) Percentage of trials which are bench (court) trials; and*

**Shock Probation by  
Disposition Type**

	<b>27A.440 (3b)</b>	<b>Denied</b>	<b>Granted</b>	<b>Total</b>
0026090 SHOCK PROBATION IN FELONY CONVICTIONS		131 91.61%	12 8.39%	143 100.0000%

**27A.440 (3) Cases in which shock probation has been granted:**  
 (b) Extracted data on shock probation shall be placed in the annual report of the Administrative Office of the Courts.



**ADMINISTRATIVE OFFICE OF THE COURTS**

Research & Statistics

**Annual Report FY 2018**

**Circuit Court - "Felony" Criminal Cases**

**BARREN**

**Youthful Offenders**

Note: Per statute 635.020 (7) If a person who is eighteen (18) or older and before the court is charged with a felony that occurred prior to his eighteenth birthday, the court shall, upon motion of the county attorney made prior to adjudication, and after the county attorney has consulted with the Commonwealth's attorney, that the child be proceeded against as a youthful offender, proceed in accordance with the provisions of KRS 640.010.

The youthful offender data is pulled by looking at the circuit criminal cases with defendant's age calculated from date of birth to the case filing date, which is under 18, however, those eighteen(18) or older may not be accounted.

There were 3 felony level offenses and 0 non-felony level offenses disposed within 1 circuit criminal cases during the fiscal year. Non-felony offenses include misdemeanor, violation, local ordinance or other level offense(s) within those cases.

27A.460 - (11)		Charges	Cases
Felony		3	1
Felony amended to Non-Felony		-	

**27A.460 (11) The number of juvenile offenders tried as an adult.**

Of the 3 felony level offenses disposed within the youthful offender cases, 1 (33.33%) charges were convicted.

Youthful Offender	Convictions	Dismissal	Total
	Felony Charges by Disposition Type	1 33.33%	2 66.67%

Youthful Offender	GUILTY	Total
	Felony Charges Convicted by Disposition Type	1 100.00%

**ADMINISTRATIVE OFFICE OF THE COURTS**

Research & Statistics

**Annual Report FY 2018**

**Circuit Court - "Felony" Criminal Cases**

**BATH**

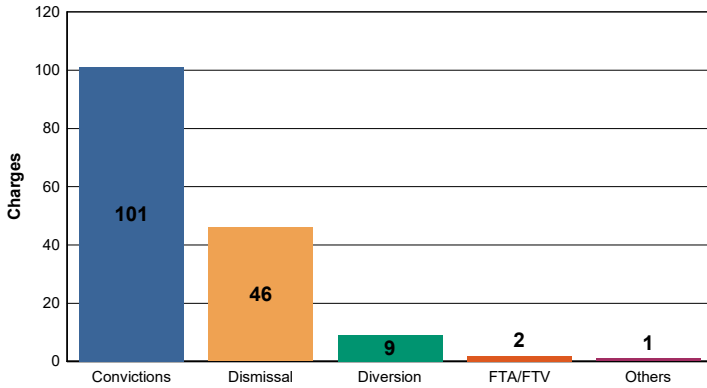
There were 159 felony level offenses and 5 non-felony level offenses disposed within 94 circuit criminal cases during the fiscal year. Non-felony offenses include misdemeanor, violation, local ordinance or other level offense(s) within those cases.

	<b>Charges</b>	<b>Cases</b>
<b>Felony</b>	159	94
<b>Felony amended to Non-Felony</b>	5	

Of those 159 felony offenses, 101 (63.52%) were convicted; were acquitted (%); and 46 (28.93%) were dismissed.

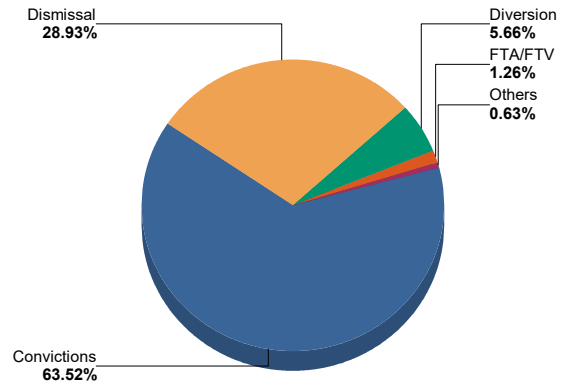
**Felony Charges by Disposition Type**

27A.460 - (1), (3), (4)



**Percent of Charges by Disposition Type**

27A.460 - (1), (3), (4)



**27A.460 (1) Conviction percentages;**

**27A.460 (3) Percentage of acquittals;**

**27A.460(4) Percentage of dismissals;**

\* "Others" disposition type include: Denied, Extradition, Grand Jury, Granted, Hung Jury, Merged, Mistrial, No Action Taken By Grand Jury, Other, Pardon - Prior to Adjudication Only, Peace Bond, Remanded, Set Aside/Voided, Sealed Records, Transfer, Drug Court Transfer, Vacated Judgment

**ADMINISTRATIVE OFFICE OF THE COURTS**

Research & Statistics

**Annual Report FY 2018**

**Circuit Court - "Felony" Criminal Cases**

**BATH**

**Sentence Information by Charge Disposition Type**

27A.460 - (2)	Sentence Records	Jail or Prison Conditionally Discharged	Jail or Prison Suspended	Jail or Prison Time > 0	Net Costs > \$0.00	Net Fines > \$0.00	Net Home Incarceration Time	Net Home Incarceration Time Suspended	Net Probation Time Supervised	Net Probation Time Unsupervised	Net Suspended Costs > \$0.00	Net Suspended Fines > \$0.00	Other Conditions
Convicted	91		63 69.23%	91 100.00%	41 45.05%	2 2.20%			45 49.45%	18 19.78%	7 7.69%		67 73.63%
Dismissed	5				5 100.00%								1 20.00%
Diverted	4				4 100.00%								1 25.00%
	100		63	91	50	2			45	18	7		69

27A.460 (2) Percentages of fines, imprisonment, or other penalty assessment;

\* Percentages are based on total sentence records per category (convicted, acquitted...etc)

\* There can be multiple sentence conditions to a single charge.

**Plea Type**

Plea Type	27A.460 - (5), (6)	GUILTY	NOT GUILTY	UNKNOWN PLEA TYPE	TOTAL
Felony Charges	Original_Plea	8 5.03%	76 47.80%	75 47.17%	159 100.00%
	Final_Plea	84 52.83%	-	75 47.17%	159 100.00%
Felony amended to Non-Felony	Original_Plea	-	-	5 100.00%	5 100.00%
	Final_Plea	-	-	5 100.00%	5 100.00%

27A.460 (5) Percentage of pleas as charges;

27A.460 (6) Percentage of pleas to reduce charges;

**ADMINISTRATIVE OFFICE OF THE COURTS**

Research & Statistics

**Annual Report FY 2018**

**Circuit Court - "Felony" Criminal Cases**

**BATH**

Cases can have multiple charges which are heard either by a court trial, jury trial, no trial or by a combination of trial types. Depending upon the seriousness of the offense and the consequences of a guilty verdict, defendants in criminal cases have the constitutional right to a jury of their peers. In a jury trial, the Judge decides questions of law, and the jury decides whether the defendant is guilty or not guilty on each of the offense(s) charged. In a court trial, the judge decides questions of law and decides if guilty or not guilty on each offense(s) charges. The cases are categorized by how all the charges within the case were disposed. If all charges were disposed by the same trial type, it's counted in the separate category, otherwise, it's counted within the "Mixed Trial" category. If a charge had a nothing entered or it had "no trial" it's counted in the "No Trial" category.

<b>Cases by Trial Type</b>	<b>27A.460 - (7), (8), (9), (10)</b>	<b>NO TRIAL</b>	<b>Total</b>
Felony Amended Down to Non-Felony		<b>4</b> 100.00%	<b>4</b> 100.00%
Felony Charges		<b>94</b> 100.00%	<b>94</b> 100.00%
Felony Convictions		<b>55</b> 100.00%	<b>55</b> 100.00%

*27A.460 (7) Percentage of disposition to guilty as charged by trial;  
 27A.460 (8) Percentage of those found guilty of lesser charge by trial;  
 27A.460 (9) Percentage of cases where jury trial taken;  
 27A.460 (10) Percentage of trials which are bench (court) trials; and*

**Shock Probation by  
Disposition Type**

	<b>27A.440 (3b)</b>	<b>Denied</b>	<b>Granted</b>	<b>Total</b>
0026090 SHOCK PROBATION IN FELONY CONVICTIONS		<b>10</b> 90.91%	<b>1</b> 9.09%	<b>11</b> 100.0000%

**27A.440 (3) Cases in which shock probation has been granted:**  
 (b) Extracted data on shock probation shall be placed in the annual report of the Administrative Office of the Courts.

**ADMINISTRATIVE OFFICE OF THE COURTS**

Research & Statistics

**Annual Report FY 2018**

**Circuit Court - "Felony" Criminal Cases**

**BELL**

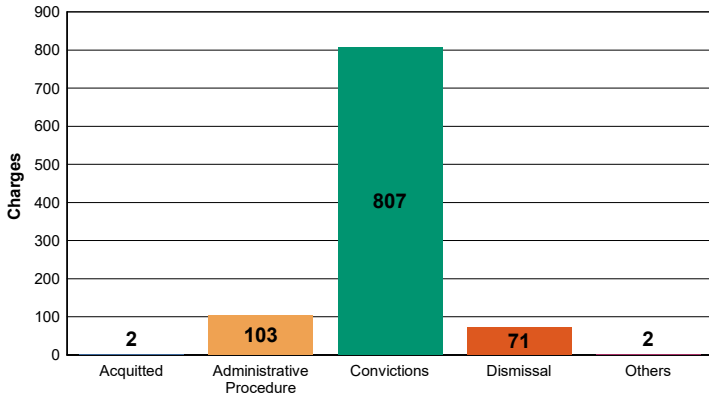
There were 985 felony level offenses and 63 non-felony level offenses disposed within 506 circuit criminal cases during the fiscal year. Non-felony offenses include misdemeanor, violation, local ordinance or other level offense(s) within those cases.

	<b>Charges</b>	<b>Cases</b>
<b>Felony</b>	985	506
<b>Felony amended to Non-Felony</b>	63	

Of those 985 felony offenses, 807 (81.93%) were convicted; 2 were acquitted (0.20%); and 71 (7.21%) were dismissed.

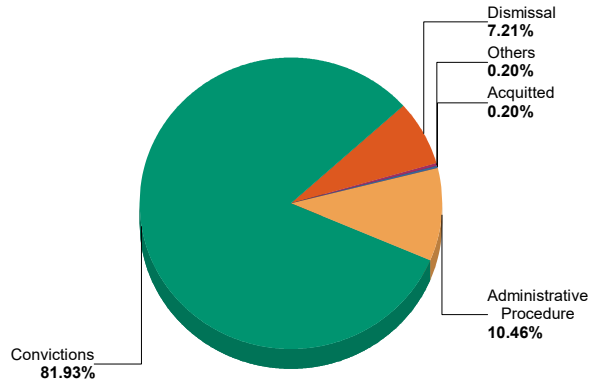
**Felony Charges by Disposition Type**

27A.460 - (1), (3), (4)



**Percent of Charges by Disposition Type**

27A.460 - (1), (3), (4)



**27A.460 (1) Conviction percentages;**

**27A.460 (3) Percentage of acquittals;**

**27A.460(4) Percentage of dismissals;**

\* "Others" disposition type include: Denied, Extradition, Grand Jury, Granted, Hung Jury, Merged, Mistrial, No Action Taken By Grand Jury, Other, Pardon - Prior to Adjudication Only, Peace Bond, Remanded, Set Aside/Voided, Sealed Records, Transfer, Drug Court Transfer, Vacated Judgment

**ADMINISTRATIVE OFFICE OF THE COURTS**

Research & Statistics

**Annual Report FY 2018**

**Circuit Court - "Felony" Criminal Cases**

**BELL**

**Sentence Information by Charge Disposition Type**

27A.460 - (2)	Sentence Records	Jail or Prison Conditionally Discharged	Jail or Prison Suspended	Jail or Prison Time > 0	Net Costs > \$0.00	Net Fines > \$0.00	Net Home Incarceration Time	Net Home Incarceration Time Suspended	Net Probation Time Supervised	Net Probation Time Unsupervised	Net Suspended Costs > \$0.00	Net Suspended Fines > \$0.00	Other Conditions
Convicted	614		145	610	285	1			131	9			9
			23.62%	99.35%	46.42%	0.16%			21.34%	1.47%			1.47%
Others	2		2	2	1				2				
			100.00%	100.00%	50.00%				100.00%				
	616		147	612	286	1			133	9			9

*27A.460 (2) Percentages of fines, imprisonment, or other penalty assessment;*

\* Percentages are based on total sentence records per category (convicted, acquitted...etc)

\* There can be multiple sentence conditions to a single charge.

**Plea Type**

27A.460 - (5), (6)		GUILTY	NOT GUILTY	UNKNOWN PLEA TYPE	TOTAL
Felony Charges	Original_Plea	89	727	169	985
		9.04%	73.81%	17.16%	100.00%
	Final_Plea	798	18	169	985
		81.02%	1.83%	17.16%	100.00%
Felony amended to Non-Felony	Original_Plea	-	26	37	63
		0.00%	41.27%	58.73%	100.00%
	Final_Plea	3	23	37	63
		4.76%	36.51%	58.73%	100.00%

*27A.460 (5) Percentage of pleas as charges;*

*27A.460 (6) Percentage of pleas to reduce charges;*

**ADMINISTRATIVE OFFICE OF THE COURTS**

Research & Statistics

**Annual Report FY 2018**

**Circuit Court - "Felony" Criminal Cases**

**BELL**

Cases can have multiple charges which are heard either by a court trial, jury trial, no trial or by a combination of trial types. Depending upon the seriousness of the offense and the consequences of a guilty verdict, defendants in criminal cases have the constitutional right to a jury of their peers. In a jury trial, the Judge decides questions of law, and the jury decides whether the defendant is guilty or not guilty on each of the offense(s) charged. In a court trial, the judge decides questions of law and decides if guilty or not guilty on each offense(s) charges. The cases are categorized by how all the charges within the case were disposed. If all charges were disposed by the same trial type, it's counted in the separate category, otherwise, it's counted within the "Mixed Trial" category. If a charge had a nothing entered or it had "no trial" it's counted in the "No Trial" category.

<b>Cases by Trial Type</b>	<b>27A.460 - (7), (8), (9), (10)</b>	<b>JURY TRIAL</b>	<b>NO TRIAL</b>	<b>Total</b>
Felony Amended Down to Non-Felony		-	<b>60</b> 100.00%	<b>60</b> 100.00%
Felony Charges		<b>11</b> 2.17%	<b>498</b> 98.42%	<b>509</b> 100.59%
Felony Convictions		<b>9</b> 2.15%	<b>410</b> 97.85%	<b>419</b> 100.00%

*27A.460 (7) Percentage of disposition to guilty as charged by trial;  
 27A.460 (8) Percentage of those found guilty of lesser charge by trial;  
 27A.460 (9) Percentage of cases where jury trial taken;  
 27A.460 (10) Percentage of trials which are bench (court) trials; and*

**Shock Probation by  
Disposition Type**

**27A.440 (3b)**

	<b>Denied</b>	<b>Granted</b>	<b>Total</b>
0026090 SHOCK PROBATION IN FELONY CONVICTIONS	<b>55</b> 78.57%	<b>12</b> 17.14%	<b>67</b> 95.7143%
0026100 SHOCK PROBATION IN MISDEMEANOR CONVICTIONS	-	<b>3</b> 4.29%	<b>3</b> 4.2857%

**27A.440 (3) Cases in which shock probation has been granted:**  
 (b) Extracted data on shock probation shall be placed in the annual report of the Administrative Office of the Courts.

**ADMINISTRATIVE OFFICE OF THE COURTS**

Research & Statistics

**Annual Report FY 2018**

**Circuit Court - "Felony" Criminal Cases**

**BELL**

**Youthful Offenders**

Note: Per statute 635.020 (7) If a person who is eighteen (18) or older and before the court is charged with a felony that occurred prior to his eighteenth birthday, the court shall, upon motion of the county attorney made prior to adjudication, and after the county attorney has consulted with the Commonwealth's attorney, that the child be proceeded against as a youthful offender, proceed in accordance with the provisions of KRS 640.010.

The youthful offender data is pulled by looking at the circuit criminal cases with defendant's age calculated from date of birth to the case filing date, which is under 18, however, those eighteen(18) or older may not be accounted.

There were 4 felony level offenses and 1 non-felony level offenses disposed within 1 circuit criminal cases during the fiscal year. Non-felony offenses include misdemeanor, violation, local ordinance or other level offense(s) within those cases.

27A.460 - (11)		Charges	Cases
Felony		4	1
Felony amended to Non-Felony		1	

**27A.460 (11) The number of juvenile offenders tried as an adult.**

Of the 4 felony level offenses disposed within the youthful offender cases, 4 (100.00%) charges were convicted.

Youthful Offender	Convictions	Total
	4 100.00%	4 100.00%

Youthful Offender	GUILTY	Total
	4 100.00%	4 100.00%



**ADMINISTRATIVE OFFICE OF THE COURTS**

Research & Statistics

**Annual Report FY 2018**

**Circuit Court - "Felony" Criminal Cases**

**BOONE**

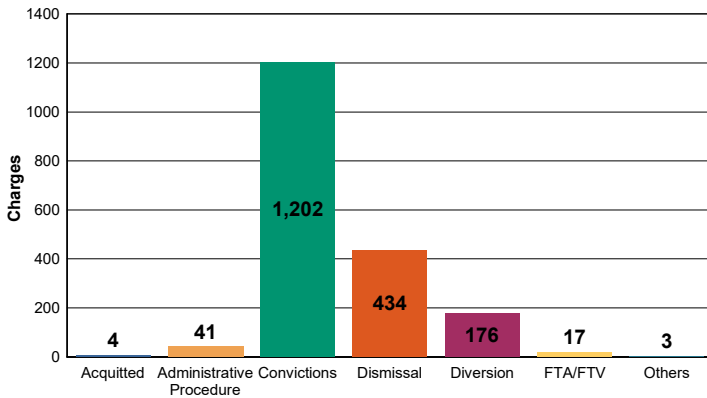
There were 1,877 felony level offenses and 69 non-felony level offenses disposed within 1,003 circuit criminal cases during the fiscal year. Non-felony offenses include misdemeanor, violation, local ordinance or other level offense(s) within those cases.

	<b>Charges</b>	<b>Cases</b>
<b>Felony</b>	1,877	1,003
<b>Felony amended to Non-Felony</b>	69	

Of those 1,877 felony offenses, 1,202 (64.04%) were convicted; 4 were acquitted (0.21%); and 434 (23.12%) were dismissed.

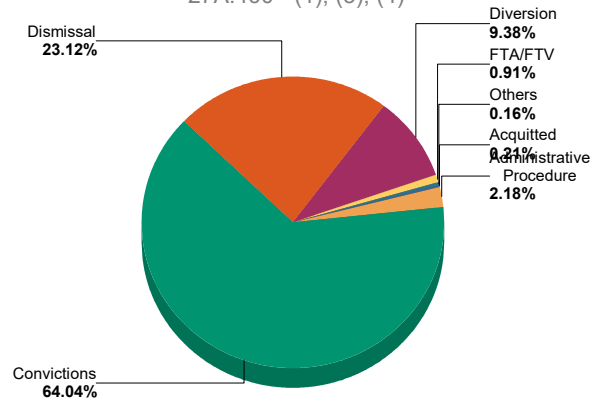
**Felony Charges by Disposition Type**

27A.460 - (1), (3), (4)



**Percent of Charges by Disposition Type**

27A.460 - (1), (3), (4)



**27A.460 (1) Conviction percentages;**

**27A.460 (3) Percentage of acquittals;**

**27A.460(4) Percentage of dismissals;**

\* "Others" disposition type include: Denied, Extradition, Grand Jury, Granted, Hung Jury, Merged, Mistrial, No Action Taken By Grand Jury, Other, Pardon - Prior to Adjudication Only, Peace Bond, Remanded, Set Aside/Voided, Sealed Records, Transfer, Drug Court Transfer, Vacated Judgment

**ADMINISTRATIVE OFFICE OF THE COURTS**

Research & Statistics

**Annual Report FY 2018**

**Circuit Court - "Felony" Criminal Cases**

**BOONE**

**Sentence Information by Charge Disposition Type**

27A.460 - (2)	Sentence Records	Jail or Prison Conditionally Discharged	Jail or Prison Suspended	Jail or Prison Time > 0	Net Costs > \$0.00	Net Fines > \$0.00	Net Home Incarceration Time	Net Home Incarceration Time Suspended	Net Probation Time Supervised	Net Probation Time Unsupervised	Net Suspended Costs > \$0.00	Net Suspended Fines > \$0.00	Other Conditions
Convicted	1,174	23 1.96%	657 55.96%	1,172 99.83%	643 54.77%	107 9.11%	-	-	657 55.96%	-	-	-	384 32.71%
Dismissed	25	-	2 8.00%	3 12.00%	24 96.00%	13 52.00%	-	-	2 8.00%	1 4.00%	-	-	3 12.00%
Diverted	92	-	-	-	91 98.91%	28 30.43%	-	-	-	-	-	-	8 8.70%
Others	1	-	-	1 100.00%	1 100.00%	1 100.00%	-	-	-	-	-	-	-
	1,292	23	659	1,176	759	149	-	-	659	1	-	-	395

**27A.460 (2) Percentages of fines, imprisonment, or other penalty assessment;**

\* Percentages are based on total sentence records per category (convicted, acquitted...etc)

\* There can be multiple sentence conditions to a single charge.

**Plea Type**

**27A.460 - (5), (6)**

		GUILTY	NOT GUILTY	UNKNOWN PLEA TYPE	TOTAL
Felony Charges	Original_Plea	- 0.00%	17 0.91%	1,860 99.09%	1,877 100.00%
	Final_Plea	6 0.32%	11 0.59%	1,860 99.09%	1,877 100.00%
Felony amended to Non-Felony	Original_Plea	- 0.00%	- 0.00%	69 100.00%	69 100.00%
	Final_Plea	- 0.00%	- 0.00%	69 100.00%	69 100.00%

**27A.460 (5) Percentage of pleas as charges;**

**27A.460 (6) Percentage of pleas to reduce charges;**

**ADMINISTRATIVE OFFICE OF THE COURTS**

Research & Statistics

**Annual Report FY 2018**

**Circuit Court - "Felony" Criminal Cases**

**BOONE**

Cases can have multiple charges which are heard either by a court trial, jury trial, no trial or by a combination of trial types. Depending upon the seriousness of the offense and the consequences of a guilty verdict, defendants in criminal cases have the constitutional right to a jury of their peers. In a jury trial, the Judge decides questions of law, and the jury decides whether the defendant is guilty or not guilty on each of the offense(s) charged. In a court trial, the judge decides questions of law and decides if guilty or not guilty on each offense(s) charges. The cases are categorized by how all the charges within the case were disposed. If all charges were disposed by the same trial type, it's counted in the separate category, otherwise, it's counted within the "Mixed Trial" category. If a charge had a nothing entered or it had "no trial" it's counted in the "No Trial" category.

<b>Cases by Trial Type</b>	<b>27A.460 - (7), (8), (9), (10)</b>	<b>COURT TRIAL</b>	<b>NO TRIAL</b>	<b>Total</b>
Felony Amended Down to Non-Felony		-	<b>52</b> 100.00%	<b>52</b> 100.00%
Felony Charges		<b>1</b> 0.10%	<b>1,002</b> 99.90%	<b>1,003</b> 100.00%
Felony Convictions		-	<b>673</b> 100.00%	<b>673</b> 100.00%

*27A.460 (7) Percentage of disposition to guilty as charged by trial;  
 27A.460 (8) Percentage of those found guilty of lesser charge by trial;  
 27A.460 (9) Percentage of cases where jury trial taken;  
 27A.460 (10) Percentage of trials which are bench (court) trials; and*

**Shock Probation by  
Disposition Type**

	<b>27A.440 (3b)</b>	<b>Granted</b>	<b>Total</b>
0026090 SHOCK PROBATION IN FELONY CONVICTIONS		<b>3</b> 100.00%	<b>3</b> 100.0000%

**27A.440 (3) Cases in which shock probation has been granted:**  
 (b) Extracted data on shock probation shall be placed in the annual report of the Administrative Office of the Courts.

**ADMINISTRATIVE OFFICE OF THE COURTS**

Research & Statistics

**Annual Report FY 2018**

**Circuit Court - "Felony" Criminal Cases**

**BOONE**

**Youthful Offenders**

Note: Per statute 635.020 (7) If a person who is eighteen (18) or older and before the court is charged with a felony that occurred prior to his eighteenth birthday, the court shall, upon motion of the county attorney made prior to adjudication, and after the county attorney has consulted with the Commonwealth's attorney, that the child be proceeded against as a youthful offender, proceed in accordance with the provisions of KRS 640.010.

The youthful offender data is pulled by looking at the circuit criminal cases with defendant's age calculated from date of birth to the case filing date, which is under 18, however, those eighteen(18) or older may not be accounted.

There were 10 felony level offenses and 0 non-felony level offenses disposed within 3 circuit criminal cases during the fiscal year. Non-felony offenses include misdemeanor, violation, local ordinance or other level offense(s) within those cases.

27A.460 - (11)		
	Charges	Cases
Felony	10	3
Felony amended to Non-Felony	-	

**27A.460 (11) The number of juvenile offenders tried as an adult.**

Of the 10 felony level offenses disposed within the youthful offender cases, 9 (90.00%) charges were convicted.

Youthful Offender	Convictions	Dismissal	Total
	Felony Charges by Disposition Type	9 90.00%	1 10.00%

Youthful Offender	GUILTY	Total
	Felony Charges Convicted by Disposition Type	9 100.00%

**ADMINISTRATIVE OFFICE OF THE COURTS**

Research & Statistics

**Annual Report FY 2018**

**Circuit Court - "Felony" Criminal Cases**

**BOURBON**

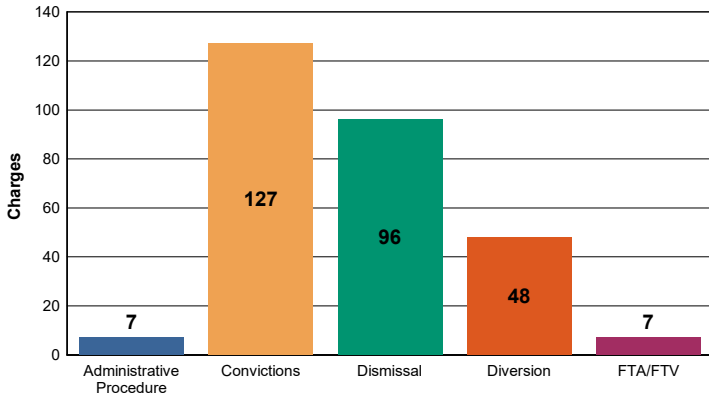
There were 285 felony level offenses and 14 non-felony level offenses disposed within 155 circuit criminal cases during the fiscal year. Non-felony offenses include misdemeanor, violation, local ordinance or other level offense(s) within those cases.

	<b>Charges</b>	<b>Cases</b>
<b>Felony</b>	285	155
<b>Felony amended to Non-Felony</b>	14	

Of those 285 felony offenses, 127 (44.56%) were convicted; were acquitted (%); and 96 (33.68%) were dismissed.

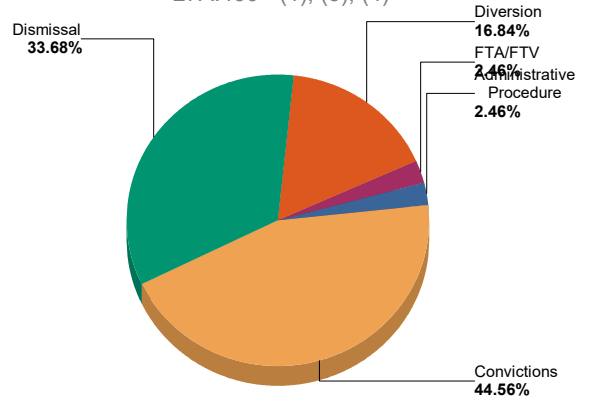
**Felony Charges by Disposition Type**

27A.460 - (1), (3), (4)



**Percent of Charges by Disposition Type**

27A.460 - (1), (3), (4)



**27A.460 (1) Conviction percentages;**

**27A.460 (3) Percentage of acquittals;**

**27A.460(4) Percentage of dismissals;**

\* "Others" disposition type include: Denied, Extradition, Grand Jury, Granted, Hung Jury, Merged, Mistrial, No Action Taken By Grand Jury, Other, Pardon - Prior to Adjudication Only, Peace Bond, Remanded, Set Aside/Voided, Sealed Records, Transfer, Drug Court Transfer, Vacated Judgment

**ADMINISTRATIVE OFFICE OF THE COURTS**

Research & Statistics

**Annual Report FY 2018**

**Circuit Court - "Felony" Criminal Cases**

**BOURBON**

**Sentence Information by Charge Disposition Type**

27A.460 - (2)	Sentence Records	Jail or Prison Conditionally Discharged	Jail or Prison Suspended	Jail or Prison Time > 0	Net Costs > \$0.00	Net Fines > \$0.00	Net Home Incarceration Time	Net Home Incarceration Time Suspended	Net Probation Time Supervised	Net Probation Time Unsupervised	Net Suspended Costs > \$0.00	Net Suspended Fines > \$0.00	Other Conditions
Convicted	120		69	120	66				69				28
			57.50%	100.00%	55.00%				57.50%				23.33%
Dismissed	2		2	2	2				1	1			
			100.00%	100.00%	100.00%				50.00%	50.00%			
Diverted	1				1								
					100.00%								
	123		71	122	69				70	1			28

**27A.460 (2) Percentages of fines, imprisonment, or other penalty assessment;**

\* Percentages are based on total sentence records per category (convicted, acquitted...etc)

\* There can be multiple sentence conditions to a single charge.

**Plea Type**

27A.460 - (5), (6)		UNKNOWN PLEA TYPE	TOTAL
Felony Charges	Original_Plea	285	285
		100.00%	100.00%
	Final_Plea	285	285
		100.00%	100.00%
Felony amended to Non-Felony	Original_Plea	14	14
		100.00%	100.00%
	Final_Plea	14	14
		100.00%	100.00%

**27A.460 (5) Percentage of pleas as charges;**

**27A.460 (6) Percentage of pleas to reduce charges;**

**ADMINISTRATIVE OFFICE OF THE COURTS**

Research & Statistics

**Annual Report FY 2018**

**Circuit Court - "Felony" Criminal Cases**

**BOURBON**

Cases can have multiple charges which are heard either by a court trial, jury trial, no trial or by a combination of trial types. Depending upon the seriousness of the offense and the consequences of a guilty verdict, defendants in criminal cases have the constitutional right to a jury of their peers. In a jury trial, the Judge decides questions of law, and the jury decides whether the defendant is guilty or not guilty on each of the offense(s) charged. In a court trial, the judge decides questions of law and decides if guilty or not guilty on each offense(s) charges. The cases are categorized by how all the charges within the case were disposed. If all charges were disposed by the same trial type, it's counted in the separate category, otherwise, it's counted within the "Mixed Trial" category. If a charge had a nothing entered or it had "no trial" it's counted in the "No Trial" category.

<b>Cases by Trial Type</b>	<b>27A.460 - (7), (8), (9), (10)</b>	<b>NO TRIAL</b>	<b>Total</b>
Felony Amended Down to Non-Felony		<b>11</b> 100.00%	<b>11</b> 100.00%
Felony Charges		<b>155</b> 100.00%	<b>155</b> 100.00%
Felony Convictions		<b>86</b> 100.00%	<b>86</b> 100.00%

*27A.460 (7) Percentage of disposition to guilty as charged by trial;  
 27A.460 (8) Percentage of those found guilty of lesser charge by trial;  
 27A.460 (9) Percentage of cases where jury trial taken;  
 27A.460 (10) Percentage of trials which are bench (court) trials; and*

**Shock Probation by  
Disposition Type**

	<b>27A.440 (3b)</b>	<b>Denied</b>	<b>Granted</b>	<b>With drawn</b>	<b>Total</b>
0026090 SHOCK PROBATION IN FELONY CONVICTIONS		<b>8</b> 47.06%	<b>8</b> 47.06%	<b>1</b> 5.88%	<b>17</b> 100.0000%

**27A.440 (3) Cases in which shock probation has been granted:**  
 (b) Extracted data on shock probation shall be placed in the annual report of the Administrative Office of the Courts.

**ADMINISTRATIVE OFFICE OF THE COURTS**

Research & Statistics

**Annual Report FY 2018**

**Circuit Court - "Felony" Criminal Cases**

**BOYD**

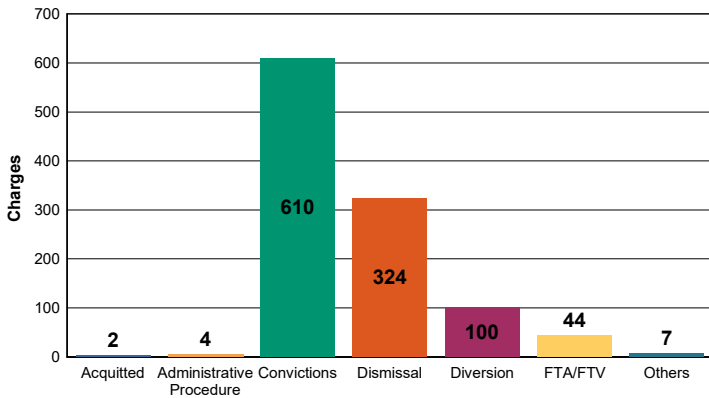
There were 1,091 felony level offenses and 90 non-felony level offenses disposed within 699 circuit criminal cases during the fiscal year. Non-felony offenses include misdemeanor, violation, local ordinance or other level offense(s) within those cases.

	<b>Charges</b>	<b>Cases</b>
<b>Felony</b>	1,091	699
<b>Felony amended to Non-Felony</b>	90	

Of those 1,091 felony offenses, 610 (55.91%) were convicted; 2 were acquitted (0.18%); and 324 (29.70%) were dismissed.

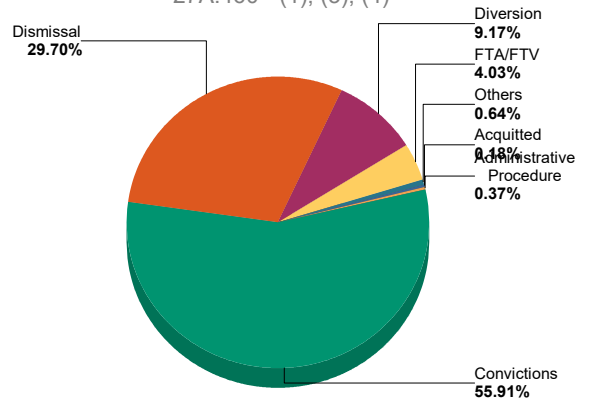
**Felony Charges by Disposition Type**

27A.460 - (1), (3), (4)



**Percent of Charges by Disposition Type**

27A.460 - (1), (3), (4)



**27A.460 (1) Conviction percentages;**

**27A.460 (3) Percentage of acquittals;**

**27A.460(4) Percentage of dismissals;**

\* "Others" disposition type include: Denied, Extradition, Grand Jury, Granted, Hung Jury, Merged, Mistrial, No Action Taken By Grand Jury, Other, Pardon - Prior to Adjudication Only, Peace Bond, Remanded, Set Aside/Voided, Sealed Records, Transfer, Drug Court Transfer, Vacated Judgment



**ADMINISTRATIVE OFFICE OF THE COURTS**

Research & Statistics

**Annual Report FY 2018**

**Circuit Court - "Felony" Criminal Cases**

**BOYD**

**Sentence Information by Charge Disposition Type**

27A.460 - (2)	Sentence Records	Jail or Prison Conditionally Discharged	Jail or Prison Suspended	Jail or Prison Time > 0	Net Costs > \$0.00	Net Fines > \$0.00	Net Home Incarceration Time	Net Home Incarceration Time Suspended	Net Probation Time Supervised	Net Probation Time Unsupervised	Net Suspended Costs > \$0.00	Net Suspended Fines > \$0.00	Other Conditions
Convicted	606		232 38.28%	599 98.84%	250 41.25%	1 0.17%			207 34.16%	23 3.80%			9 1.49%
Dismissed	33				32 96.97%	1 3.03%							
Diverted	24				24 100.00%								
Others	2		1 50.00%	1 50.00%	2 100.00%	2 100.00%			1 50.00%			1 50.00%	
	665		233	600	308	4			208	23		1	9

**27A.460 (2) Percentages of fines, imprisonment, or other penalty assessment;**

\* Percentages are based on total sentence records per category (convicted, acquitted...etc)

\* There can be multiple sentence conditions to a single charge.

**Plea Type**

**27A.460 - (5), (6)**

		GUILTY	NOT GUILTY	UNKNOWN PLEA TYPE	TOTAL
Felony Charges	Original_Plea	10 0.92%	689 63.15%	392 35.93%	1,091 100.00%
	Final_Plea	697 63.89%	2 0.18%	392 35.93%	1,091 100.00%
Felony amended to Non-Felony	Original_Plea	- 0.00%	1 1.11%	89 98.89%	90 100.00%
	Final_Plea	1 1.11%	- 0.00%	89 98.89%	90 100.00%

**27A.460 (5) Percentage of pleas as charges;**

**27A.460 (6) Percentage of pleas to reduce charges;**

**ADMINISTRATIVE OFFICE OF THE COURTS**

Research & Statistics

**Annual Report FY 2018**

**Circuit Court - "Felony" Criminal Cases**

**BOYD**

Cases can have multiple charges which are heard either by a court trial, jury trial, no trial or by a combination of trial types. Depending upon the seriousness of the offense and the consequences of a guilty verdict, defendants in criminal cases have the constitutional right to a jury of their peers. In a jury trial, the Judge decides questions of law, and the jury decides whether the defendant is guilty or not guilty on each of the offense(s) charged. In a court trial, the judge decides questions of law and decides if guilty or not guilty on each offense(s) charges. The cases are categorized by how all the charges within the case were disposed. If all charges were disposed by the same trial type, it's counted in the separate category, otherwise, it's counted within the "Mixed Trial" category. If a charge had a nothing entered or it had "no trial" it's counted in the "No Trial" category.

<b>Cases by Trial Type</b>	<b>27A.460 - (7), (8), (9), (10)</b>	<b>JURY TRIAL</b>	<b>NO TRIAL</b>	<b>Total</b>
Felony Amended Down to Non-Felony		-	<b>72</b> 100.00%	<b>72</b> 100.00%
Felony Charges		<b>2</b> 0.29%	<b>697</b> 99.71%	<b>699</b> 100.00%
Felony Convictions		<b>1</b> 0.23%	<b>432</b> 99.77%	<b>433</b> 100.00%

*27A.460 (7) Percentage of disposition to guilty as charged by trial;  
 27A.460 (8) Percentage of those found guilty of lesser charge by trial;  
 27A.460 (9) Percentage of cases where jury trial taken;  
 27A.460 (10) Percentage of trials which are bench (court) trials; and*

**Shock Probation by  
Disposition Type**

	<b>27A.440 (3b)</b>	<b>Denied</b>	<b>Granted</b>	<b>Total</b>
0026090 SHOCK PROBATION IN FELONY CONVICTIONS		<b>16</b> 94.12%	<b>1</b> 5.88%	<b>17</b> 100.0000%

**27A.440 (3) Cases in which shock probation has been granted:**  
 (b) Extracted data on shock probation shall be placed in the annual report of the Administrative Office of the Courts.

**ADMINISTRATIVE OFFICE OF THE COURTS**

Research & Statistics

**Annual Report FY 2018**

**Circuit Court - "Felony" Criminal Cases**

**BOYD**

**Youthful Offenders**

Note: Per statute 635.020 (7) If a person who is eighteen (18) or older and before the court is charged with a felony that occurred prior to his eighteenth birthday, the court shall, upon motion of the county attorney made prior to adjudication, and after the county attorney has consulted with the Commonwealth's attorney, that the child be proceeded against as a youthful offender, proceed in accordance with the provisions of KRS 640.010.

The youthful offender data is pulled by looking at the circuit criminal cases with defendant's age calculated from date of birth to the case filing date, which is under 18, however, those eighteen(18) or older may not be accounted.

There were 1 felony level offenses and 0 non-felony level offenses disposed within 1 circuit criminal cases during the fiscal year. Non-felony offenses include misdemeanor, violation, local ordinance or other level offense(s) within those cases.

27A.460 - (11)		Charges	Cases
Felony		1	1
Felony amended to Non-Felony		-	

**27A.460 (11) The number of juvenile offenders tried as an adult.**

Of the 1 felony level offenses disposed within the youthful offender cases, 1 (100.00%) charges were convicted.

Youthful Offender	Convictions	Total
	Felony Charges by Disposition Type	1 100.00%

Youthful Offender	GUILTY	Total
	Felony Charges Convicted by Disposition Type	1 100.00%

**ADMINISTRATIVE OFFICE OF THE COURTS**

Research & Statistics

**Annual Report FY 2018**

**Circuit Court - "Felony" Criminal Cases**

**BOYLE**

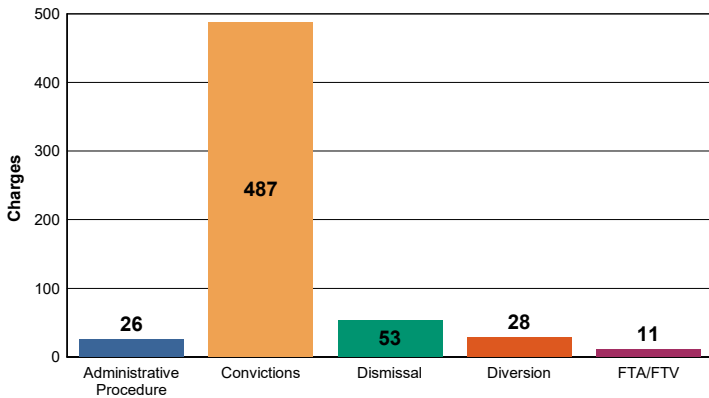
There were 605 felony level offenses and 128 non-felony level offenses disposed within 363 circuit criminal cases during the fiscal year. Non-felony offenses include misdemeanor, violation, local ordinance or other level offense(s) within those cases.

	<b>Charges</b>	<b>Cases</b>
<b>Felony</b>	605	363
<b>Felony amended to Non-Felony</b>	128	

Of those 605 felony offenses, 487 (80.50%) were convicted; were acquitted (%); and 53 (8.76%) were dismissed.

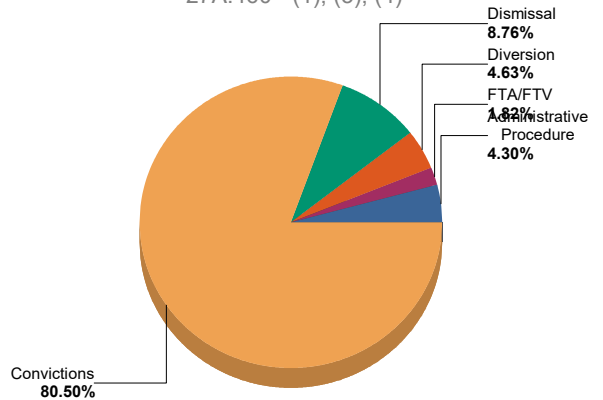
**Felony Charges by Disposition Type**

27A.460 - (1), (3), (4)



**Percent of Charges by Disposition Type**

27A.460 - (1), (3), (4)



**27A.460 (1) Conviction percentages;**

**27A.460 (3) Percentage of acquittals;**

**27A.460(4) Percentage of dismissals;**

\* "Others" disposition type include: Denied, Extradition, Grand Jury, Granted, Hung Jury, Merged, Mistrial, No Action Taken By Grand Jury, Other, Pardon - Prior to Adjudication Only, Peace Bond, Remanded, Set Aside/Voided, Sealed Records, Transfer, Drug Court Transfer, Vacated Judgment

**ADMINISTRATIVE OFFICE OF THE COURTS**

Research & Statistics

Annual Report FY 2018

Circuit Court - "Felony" Criminal Cases

**BOYLE**

**Sentence Information by Charge Disposition Type**

27A.460 - (2)	Sentence Records	Jail or Prison Conditionally Discharged	Jail or Prison Suspended	Jail or Prison Time > 0	Net Costs > \$0.00	Net Fines > \$0.00	Net Home Incarceration Time	Net Home Incarceration Time Suspended	Net Probation Time Supervised	Net Probation Time Unsupervised	Net Suspended Costs > \$0.00	Net Suspended Fines > \$0.00	Other Conditions
Convicted	480		25	479	278	19			25				2
			5.21%	99.79%	57.92%	3.96%			5.21%				0.42%
	480		25	479	278	19			25				2

**27A.460 (2) Percentages of fines, imprisonment, or other penalty assessment;**

\* Percentages are based on total sentence records per category (convicted, acquitted...etc)

\* There can be multiple sentence conditions to a single charge.

**Plea Type**

27A.460 - (5), (6)		GUILTY	NOT GUILTY	UNKNOWN PLEA TYPE	TOTAL
Felony Charges	Original_Plea	137	426	42	605
		22.64%	70.41%	6.94%	100.00%
Felony amended to Non-Felony	Final_Plea	539	24	42	605
		89.09%	3.97%	6.94%	100.00%
Felony amended to Non-Felony	Original_Plea	-	123	5	128
		0.00%	96.09%	3.91%	100.00%
Felony amended to Non-Felony	Final_Plea	-	123	5	128
		0.00%	96.09%	3.91%	100.00%

**27A.460 (5) Percentage of pleas as charges;**

**27A.460 (6) Percentage of pleas to reduce charges;**

**ADMINISTRATIVE OFFICE OF THE COURTS**

Research & Statistics

**Annual Report FY 2018**

**Circuit Court - "Felony" Criminal Cases**

**BOYLE**

Cases can have multiple charges which are heard either by a court trial, jury trial, no trial or by a combination of trial types. Depending upon the seriousness of the offense and the consequences of a guilty verdict, defendants in criminal cases have the constitutional right to a jury of their peers. In a jury trial, the Judge decides questions of law, and the jury decides whether the defendant is guilty or not guilty on each of the offense(s) charged. In a court trial, the judge decides questions of law and decides if guilty or not guilty on each offense(s) charges. The cases are categorized by how all the charges within the case were disposed. If all charges were disposed by the same trial type, it's counted in the separate category, otherwise, it's counted within the "Mixed Trial" category. If a charge had a nothing entered or it had "no trial" it's counted in the "No Trial" category.

<b>Cases by Trial Type</b>	<b>27A.460 - (7), (8), (9), (10)</b>	<b>JURY TRIAL</b>	<b>NO TRIAL</b>	<b>Total</b>
Felony Amended Down to Non-Felony		-	<b>103</b> 100.00%	<b>103</b> 100.00%
Felony Charges		<b>1</b> 0.28%	<b>362</b> 99.72%	<b>363</b> 100.00%
Felony Convictions		<b>1</b> 0.34%	<b>291</b> 99.66%	<b>292</b> 100.00%

*27A.460 (7) Percentage of disposition to guilty as charged by trial;  
 27A.460 (8) Percentage of those found guilty of lesser charge by trial;  
 27A.460 (9) Percentage of cases where jury trial taken;  
 27A.460 (10) Percentage of trials which are bench (court) trials; and*

**Shock Probation by  
Disposition Type**

	<b>27A.440 (3b)</b>	<b>Denied</b>	<b>Granted</b>	<b>Total</b>
0026090 SHOCK PROBATION IN FELONY CONVICTIONS		<b>26</b> 72.22%	<b>2</b> 5.56%	<b>28</b> 77.7778%
0026100 SHOCK PROBATION IN MISDEMEANOR CONVICTIONS		<b>4</b> 11.11%	<b>4</b> 11.11%	<b>8</b> 22.2222%

**27A.440 (3) Cases in which shock probation has been granted:**  
 (b) Extracted data on shock probation shall be placed in the annual report of the Administrative Office of the Courts.

**ADMINISTRATIVE OFFICE OF THE COURTS**

Research & Statistics

**Annual Report FY 2018**

**Circuit Court - "Felony" Criminal Cases**

**BRACKEN**

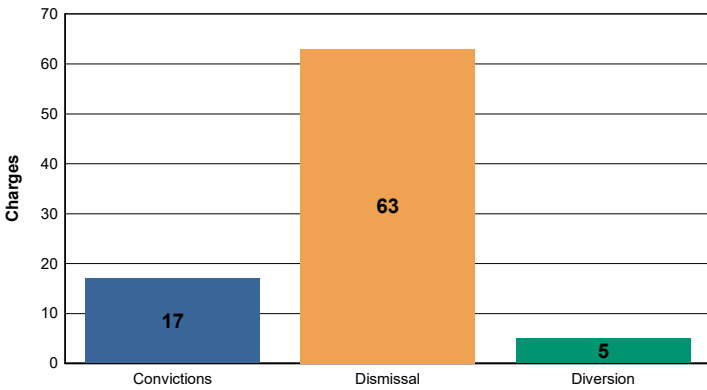
There were 85 felony level offenses and 5 non-felony level offenses disposed within 25 circuit criminal cases during the fiscal year. Non-felony offenses include misdemeanor, violation, local ordinance or other level offense(s) within those cases.

	<b>Charges</b>	<b>Cases</b>
<b>Felony</b>	85	25
<b>Felony amended to Non-Felony</b>	5	

Of those 85 felony offenses, 17 (20.00%) were convicted; were acquitted (%); and 63 (74.12%) were dismissed.

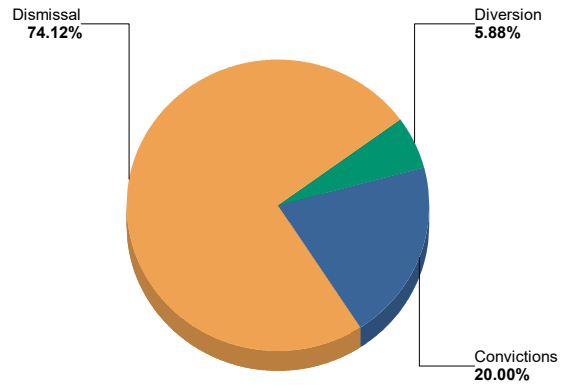
**Felony Charges by Disposition Type**

27A.460 - (1), (3), (4)



**Percent of Charges by Disposition Type**

27A.460 - (1), (3), (4)



**27A.460 (1) Conviction percentages;**

**27A.460 (3) Percentage of acquittals;**

**27A.460(4) Percentage of dismissals;**

\* "Others" disposition type include: Denied, Extradition, Grand Jury, Granted, Hung Jury, Merged, Mistrial, No Action Taken By Grand Jury, Other, Pardon - Prior to Adjudication Only, Peace Bond, Remanded, Set Aside/Voided, Sealed Records, Transfer, Drug Court Transfer, Vacated Judgment

**ADMINISTRATIVE OFFICE OF THE COURTS**

Research & Statistics

**Annual Report FY 2018**

**Circuit Court - "Felony" Criminal Cases**

**BRACKEN**

**Sentence Information by Charge Disposition Type**

27A.460 - (2)	Sentence Records	Jail or Prison Conditionally Discharged	Jail or Prison Suspended	Jail or Prison Time > 0	Net Costs > \$0.00	Net Fines > \$0.00	Net Home Incarceration Time	Net Home Incarceration Time Suspended	Net Probation Time Supervised	Net Probation Time Unsupervised	Net Suspended Costs > \$0.00	Net Suspended Fines > \$0.00	Other Conditions
Convicted	13	5 38.46%	1 7.69%	13 100.00%	1 7.69%				6 46.15%				5 38.46%
	13	5	1	13	1				6				5

**27A.460 (2) Percentages of fines, imprisonment, or other penalty assessment;**

\* Percentages are based on total sentence records per category (convicted, acquitted...etc)

\* There can be multiple sentence conditions to a single charge.

**Plea Type**

	27A.460 - (5), (6)	UNKNOWN PLEA TYPE	TOTAL
Felony Charges	Original_Plea	85 100.00%	85 100.00%
	Final_Plea	85 100.00%	85 100.00%
Felony amended to Non-Felony	Original_Plea	5 100.00%	5 100.00%
	Final_Plea	5 100.00%	5 100.00%

**27A.460 (5) Percentage of pleas as charges;**

**27A.460 (6) Percentage of pleas to reduce charges;**



**ADMINISTRATIVE OFFICE OF THE COURTS**

Research & Statistics

**Annual Report FY 2018**

**Circuit Court - "Felony" Criminal Cases**

**BRACKEN**

Cases can have multiple charges which are heard either by a court trial, jury trial, no trial or by a combination of trial types. Depending upon the seriousness of the offense and the consequences of a guilty verdict, defendants in criminal cases have the constitutional right to a jury of their peers. In a jury trial, the Judge decides questions of law, and the jury decides whether the defendant is guilty or not guilty on each of the offense(s) charged. In a court trial, the judge decides questions of law and decides if guilty or not guilty on each offense(s) charges. The cases are categorized by how all the charges within the case were disposed. If all charges were disposed by the same trial type, it's counted in the separate category, otherwise, it's counted within the "Mixed Trial" category. If a charge had a nothing entered or it had "no trial" it's counted in the "No Trial" category.

<b>Cases by Trial Type</b>	<b>27A.460 - (7), (8), (9), (10)</b>	<b>NO TRIAL</b>	<b>Total</b>
Felony Amended Down to Non-Felony		<b>4</b> 100.00%	<b>4</b> 100.00%
Felony Charges		<b>25</b> 100.00%	<b>25</b> 100.00%
Felony Convictions		<b>12</b> 100.00%	<b>12</b> 100.00%

*27A.460 (7) Percentage of disposition to guilty as charged by trial;  
 27A.460 (8) Percentage of those found guilty of lesser charge by trial;  
 27A.460 (9) Percentage of cases where jury trial taken;  
 27A.460 (10) Percentage of trials which are bench (court) trials; and*

**Shock Probation by  
Disposition Type**

	<b>27A.440 (3b)</b>	<b>Denied</b>	<b>Granted</b>	<b>With drawn</b>	<b>Total</b>
0026090 SHOCK PROBATION IN FELONY CONVICTIONS		<b>13</b> 59.09%	<b>4</b> 18.18%	<b>2</b> 9.09%	<b>19</b> 86.3636%
0026100 SHOCK PROBATION IN MISDEMEANOR CONVICTIONS		<b>3</b> 13.64%	-	-	<b>3</b> 13.6364%

**27A.440 (3) Cases in which shock probation has been granted:**  
 (b) Extracted data on shock probation shall be placed in the annual report of the Administrative Office of the Courts.

ADMINISTRATIVE OFFICE OF THE COURTS

Research & Statistics

Annual Report FY 2018

Circuit Court - "Felony" Criminal Cases

**BREATHITT**

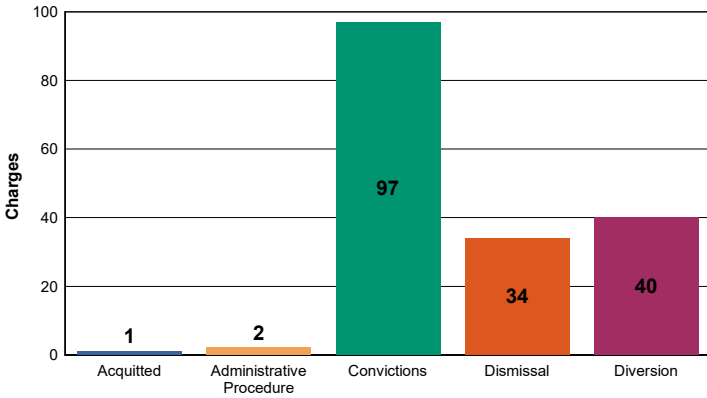
There were 174 felony level offenses and 5 non-felony level offenses disposed within 125 circuit criminal cases during the fiscal year. Non-felony offenses include misdemeanor, violation, local ordinance or other level offense(s) within those cases.

	Charges	Cases
Felony	174	125
Felony amended to Non-Felony	5	

Of those 174 felony offenses, 97 (55.75%) were convicted; 1 were acquitted (0.57%); and 34 (19.54%) were dismissed.

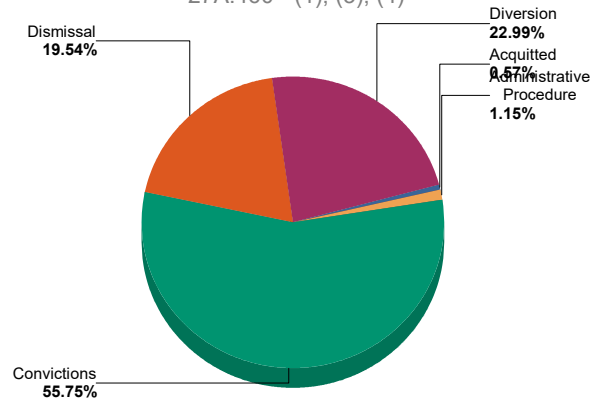
**Felony Charges by Disposition Type**

27A.460 - (1), (3), (4)



**Percent of Charges by Disposition Type**

27A.460 - (1), (3), (4)



**27A.460 (1) Conviction percentages;**

**27A.460 (3) Percentage of acquittals;**

**27A.460(4) Percentage of dismissals;**

\* "Others" disposition type include: Denied, Extradition, Grand Jury, Granted, Hung Jury, Merged, Mistrial, No Action Taken By Grand Jury, Other, Pardon - Prior to Adjudication Only, Peace Bond, Remanded, Set Aside/Voided, Sealed Records, Transfer, Drug Court Transfer, Vacated Judgment

**ADMINISTRATIVE OFFICE OF THE COURTS**

Research & Statistics

**Annual Report FY 2018**

**Circuit Court - "Felony" Criminal Cases**

**BREATHITT**

**Sentence Information by Charge Disposition Type**

27A.460 - (2)	Sentence Records	Jail or Prison Conditionally Discharged	Jail or Prison Suspended	Jail or Prison Time > 0	Net Costs > \$0.00	Net Fines > \$0.00	Net Home Incarceration Time	Net Home Incarceration Time Suspended	Net Probation Time Supervised	Net Probation Time Unsupervised	Net Suspended Costs > \$0.00	Net Suspended Fines > \$0.00	Other Conditions
Convicted	95		67 70.53%	95 100.00%	64 67.37%				53 55.79%	9 9.47%			56 58.95%
Dismissed	5	1 20.00%	1 20.00%	2 40.00%	4 80.00%					2 40.00%			1 20.00%
Diverted	40		40 100.00%	40 100.00%	30 75.00%				23 57.50%	16 40.00%			35 87.50%
	140	1	108	137	98				76	27			92

27A.460 (2) Percentages of fines, imprisonment, or other penalty assessment;

\* Percentages are based on total sentence records per category (convicted, acquitted...etc)

\* There can be multiple sentence conditions to a single charge.

**Plea Type**

27A.460 - (5), (6)

		GUILTY	NOT GUILTY	UNKNOWN PLEA TYPE	TOTAL
Felony Charges	Original_Plea	1 0.57%	10 5.75%	163 93.68%	174 100.00%
	Final_Plea	1 0.57%	10 5.75%	163 93.68%	174 100.00%
Felony amended to Non-Felony	Original_Plea	-	-	5 100.00%	5 100.00%
	Final_Plea	-	-	5 100.00%	5 100.00%

27A.460 (5) Percentage of pleas as charges;

27A.460 (6) Percentage of pleas to reduce charges;

**ADMINISTRATIVE OFFICE OF THE COURTS**

Research & Statistics

**Annual Report FY 2018**

**Circuit Court - "Felony" Criminal Cases**

**BREATHITT**

Cases can have multiple charges which are heard either by a court trial, jury trial, no trial or by a combination of trial types. Depending upon the seriousness of the offense and the consequences of a guilty verdict, defendants in criminal cases have the constitutional right to a jury of their peers. In a jury trial, the Judge decides questions of law, and the jury decides whether the defendant is guilty or not guilty on each of the offense(s) charged. In a court trial, the judge decides questions of law and decides if guilty or not guilty on each offense(s) charges. The cases are categorized by how all the charges within the case were disposed. If all charges were disposed by the same trial type, it's counted in the separate category, otherwise, it's counted within the "Mixed Trial" category. If a charge had a nothing entered or it had "no trial" it's counted in the "No Trial" category.

<b>Cases by Trial Type</b>	<b>27A.460 - (7), (8), (9), (10)</b>	<b>JURY TRIAL</b>	<b>NO TRIAL</b>	<b>Total</b>
Felony Amended Down to Non-Felony		-	<b>5</b> 100.00%	<b>5</b> 100.00%
Felony Charges		<b>1</b> 0.80%	<b>124</b> 99.20%	<b>125</b> 100.00%
Felony Convictions		-	<b>66</b> 100.00%	<b>66</b> 100.00%

*27A.460 (7) Percentage of disposition to guilty as charged by trial;  
 27A.460 (8) Percentage of those found guilty of lesser charge by trial;  
 27A.460 (9) Percentage of cases where jury trial taken;  
 27A.460 (10) Percentage of trials which are bench (court) trials; and*

**Shock Probation by  
Disposition Type**

	<b>27A.440 (3b)</b>	<b>Denied</b>	<b>Granted</b>	<b>Total</b>
0026090 SHOCK PROBATION IN FELONY CONVICTIONS		<b>7</b> 77.78%	<b>2</b> 22.22%	<b>9</b> 100.0000%

**27A.440 (3) Cases in which shock probation has been granted:**  
 (b) Extracted data on shock probation shall be placed in the annual report of the Administrative Office of the Courts.

**ADMINISTRATIVE OFFICE OF THE COURTS**

Research & Statistics

**Annual Report FY 2018**

**Circuit Court - "Felony" Criminal Cases**

**BRECKINRIDGE**

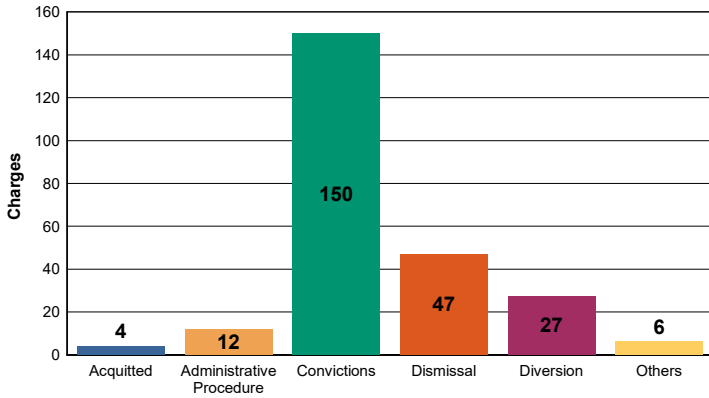
There were 246 felony level offenses and 18 non-felony level offenses disposed within 145 circuit criminal cases during the fiscal year. Non-felony offenses include misdemeanor, violation, local ordinance or other level offense(s) within those cases.

	<b>Charges</b>	<b>Cases</b>
<b>Felony</b>	246	145
<b>Felony amended to Non-Felony</b>	18	

Of those 246 felony offenses, 150 (60.98%) were convicted; 4 were acquitted (1.63%); and 47 (19.11%) were dismissed.

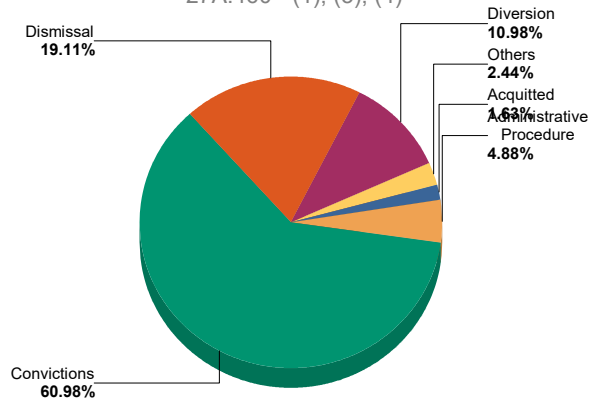
**Felony Charges by Disposition Type**

27A.460 - (1), (3), (4)



**Percent of Charges by Disposition Type**

27A.460 - (1), (3), (4)



**27A.460 (1) Conviction percentages;**

**27A.460 (3) Percentage of acquittals;**

**27A.460(4) Percentage of dismissals;**

\* "Others" disposition type include: Denied, Extradition, Grand Jury, Granted, Hung Jury, Merged, Mistrial, No Action Taken By Grand Jury, Other, Pardon - Prior to Adjudication Only, Peace Bond, Remanded, Set Aside/Voided, Sealed Records, Transfer, Drug Court Transfer, Vacated Judgment

**ADMINISTRATIVE OFFICE OF THE COURTS**

Research & Statistics

Annual Report FY 2018

Circuit Court - "Felony" Criminal Cases

**BRECKINRIDGE**

**Sentence Information by Charge Disposition Type**

27A.460 - (2)	Sentence Records	Jail or Prison Conditionally Discharged	Jail or Prison Suspended	Jail or Prison Time > 0	Net Costs > \$0.00	Net Fines > \$0.00	Net Home Incarceration Time	Net Home Incarceration Time Suspended	Net Probation Time Supervised	Net Probation Time Unsupervised	Net Suspended Costs > \$0.00	Net Suspended Fines > \$0.00	Other Conditions
Convicted	146	3 2.05%	30 20.55%	146 100.00%	28 19.18%	2 1.37%			23 15.75%	7 4.79%			2 1.37%
Dismissed	3		1 33.33%	1 33.33%	2 66.67%					1 33.33%			
Diverted	11			1 9.09%	10 90.91%								
Others	2		1 50.00%	2 100.00%	1 50.00%				1 50.00%				
	162	3	32	150	41	2			24	8			2

**27A.460 (2) Percentages of fines, imprisonment, or other penalty assessment;**

\* Percentages are based on total sentence records per category (convicted, acquitted...etc)

\* There can be multiple sentence conditions to a single charge.

**Plea Type**

27A.460 - (5), (6)

		GUILTY	NOT GUILTY	UNKNOWN PLEA TYPE	TOTAL
Felony Charges	Original_Plea	9 3.66%	210 85.37%	27 10.98%	246 100.00%
	Final_Plea	185 75.20%	34 13.82%	27 10.98%	246 100.00%
Felony amended to Non-Felony	Original_Plea	- 0.00%	14 77.78%	4 22.22%	18 100.00%
	Final_Plea	- 0.00%	14 77.78%	4 22.22%	18 100.00%

**27A.460 (5) Percentage of pleas as charges;**

**27A.460 (6) Percentage of pleas to reduce charges;**

**ADMINISTRATIVE OFFICE OF THE COURTS**

Research & Statistics

**Annual Report FY 2018**

**Circuit Court - "Felony" Criminal Cases**

**BRECKINRIDGE**

Cases can have multiple charges which are heard either by a court trial, jury trial, no trial or by a combination of trial types. Depending upon the seriousness of the offense and the consequences of a guilty verdict, defendants in criminal cases have the constitutional right to a jury of their peers. In a jury trial, the Judge decides questions of law, and the jury decides whether the defendant is guilty or not guilty on each of the offense(s) charged. In a court trial, the judge decides questions of law and decides if guilty or not guilty on each offense(s) charges. The cases are categorized by how all the charges within the case were disposed. If all charges were disposed by the same trial type, it's counted in the separate category, otherwise, it's counted within the "Mixed Trial" category. If a charge had a nothing entered or it had "no trial" it's counted in the "No Trial" category.

<b>Cases by Trial Type</b>	<b>27A.460 - (7), (8), (9), (10)</b>	<b>JURY TRIAL</b>	<b>NO TRIAL</b>	<b>Total</b>
Felony Amended Down to Non-Felony		-	13 100.00%	13 100.00%
Felony Charges		2 1.38%	144 99.31%	146 100.69%
Felony Convictions		1 1.08%	92 98.92%	93 100.00%

*27A.460 (7) Percentage of disposition to guilty as charged by trial;  
 27A.460 (8) Percentage of those found guilty of lesser charge by trial;  
 27A.460 (9) Percentage of cases where jury trial taken;  
 27A.460 (10) Percentage of trials which are bench (court) trials; and*

**Shock Probation by  
Disposition Type**

	<b>27A.440 (3b)</b>	<b>Denied</b>	<b>Granted</b>	<b>Total</b>
0026090 SHOCK PROBATION IN FELONY CONVICTIONS		25 62.50%	15 37.50%	40 100.0000%

**27A.440 (3) Cases in which shock probation has been granted:**  
 (b) Extracted data on shock probation shall be placed in the annual report of the Administrative Office of the Courts.

**ADMINISTRATIVE OFFICE OF THE COURTS**

Research & Statistics

**Annual Report FY 2018**

**Circuit Court - "Felony" Criminal Cases**

**BRECKINRIDGE**

**Youthful Offenders**

Note: Per statute 635.020 (7) If a person who is eighteen (18) or older and before the court is charged with a felony that occurred prior to his eighteenth birthday, the court shall, upon motion of the county attorney made prior to adjudication, and after the county attorney has consulted with the Commonwealth's attorney, that the child be proceeded against as a youthful offender, proceed in accordance with the provisions of KRS 640.010.

The youthful offender data is pulled by looking at the circuit criminal cases with defendant's age calculated from date of birth to the case filing date, which is under 18, however, those eighteen(18) or older may not be accounted.

There were 1 felony level offenses and 0 non-felony level offenses disposed within 1 circuit criminal cases during the fiscal year. Non-felony offenses include misdemeanor, violation, local ordinance or other level offense(s) within those cases.

27A.460 - (11)		Charges	Cases
Felony		1	1
Felony amended to Non-Felony		-	

**27A.460 (11) The number of juvenile offenders tried as an adult.**

Of the 1 felony level offenses disposed within the youthful offender cases, 1 (100.00%) charges were convicted.

Youthful Offender	Convictions	Total
	Felony Charges by Disposition Type	1 100.00%

Youthful Offender	GUILTY	Total
	Felony Charges Convicted by Disposition Type	1 100.00%



**ADMINISTRATIVE OFFICE OF THE COURTS**

Research & Statistics

**Annual Report FY 2018**

**Circuit Court - "Felony" Criminal Cases**

**BULLITT**

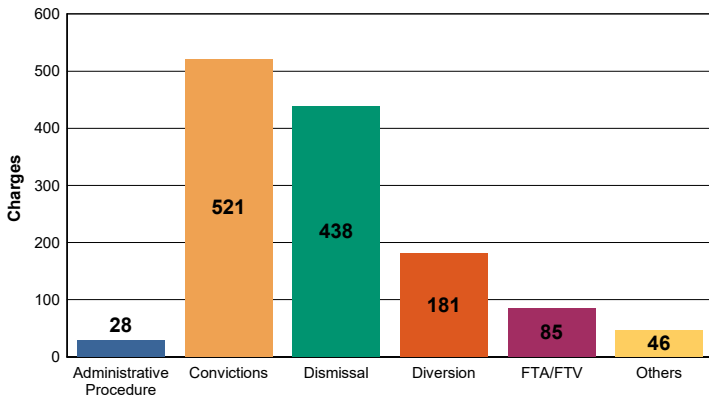
There were 1,299 felony level offenses and 88 non-felony level offenses disposed within 761 circuit criminal cases during the fiscal year. Non-felony offenses include misdemeanor, violation, local ordinance or other level offense(s) within those cases.

	<b>Charges</b>	<b>Cases</b>
<b>Felony</b>	1,299	761
<b>Felony amended to Non-Felony</b>	88	

Of those 1,299 felony offenses, 521 (40.11%) were convicted; were acquitted (%); and 438 (33.72%) were dismissed.

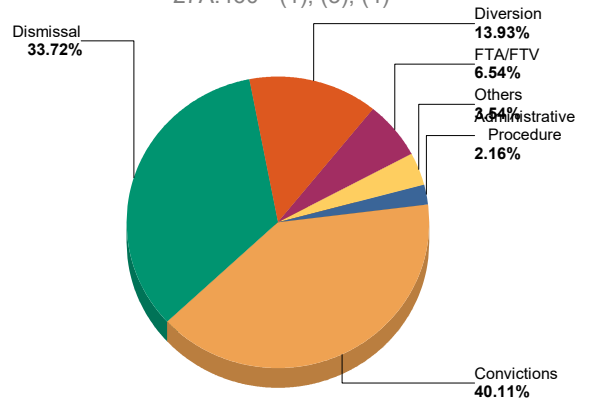
**Felony Charges by Disposition Type**

27A.460 - (1), (3), (4)



**Percent of Charges by Disposition Type**

27A.460 - (1), (3), (4)



**27A.460 (1) Conviction percentages;**

**27A.460 (3) Percentage of acquittals;**

**27A.460(4) Percentage of dismissals;**

\* "Others" disposition type include: Denied, Extradition, Grand Jury, Granted, Hung Jury, Merged, Mistrial, No Action Taken By Grand Jury, Other, Pardon - Prior to Adjudication Only, Peace Bond, Remanded, Set Aside/Voided, Sealed Records, Transfer, Drug Court Transfer, Vacated Judgment

**ADMINISTRATIVE OFFICE OF THE COURTS**

Research & Statistics

**Annual Report FY 2018**

**Circuit Court - "Felony" Criminal Cases**

**BULLITT**

**Sentence Information by Charge Disposition Type**

27A.460 - (2)	Sentence Records	Jail or Prison Conditionally Discharged	Jail or Prison Suspended	Jail or Prison Time > 0	Net Costs > \$0.00	Net Fines > \$0.00	Net Home Incarceration Time	Net Home Incarceration Time Suspended	Net Probation Time Supervised	Net Probation Time Unsupervised	Net Suspended Costs > \$0.00	Net Suspended Fines > \$0.00	Other Conditions
Convicted	517	1 <i>0.19%</i>	227 <i>43.91%</i>	517 <i>100.00%</i>	122 <i>23.60%</i>				225 <i>43.52%</i>				156 <i>30.17%</i>
Dismissed	9		6 <i>66.67%</i>	6 <i>66.67%</i>	4 <i>44.44%</i>				6 <i>66.67%</i>				1 <i>11.11%</i>
Diverted	14				14 <i>100.00%</i>								
	540	1	233	523	140				231				157

*27A.460 (2) Percentages of fines, imprisonment, or other penalty assessment;*

\* Percentages are based on total sentence records per category (convicted, acquitted...etc)

\* There can be multiple sentence conditions to a single charge.

**Plea Type**

27A.460 - (5), (6)

		GUILTY	NOT GUILTY	UNKNOWN PLEA TYPE	TOTAL
Felony Charges	Original_Plea	-	998	301	1,299
		<i>0.00%</i>	<i>76.83%</i>	<i>23.17%</i>	<i>100.00%</i>
	Final_Plea	553	445	301	1,299
		<i>42.57%</i>	<i>34.26%</i>	<i>23.17%</i>	<i>100.00%</i>
Felony amended to Non-Felony	Original_Plea	-	10	78	88
		<i>0.00%</i>	<i>11.36%</i>	<i>88.64%</i>	<i>100.00%</i>
	Final_Plea	1	9	78	88
		<i>1.14%</i>	<i>10.23%</i>	<i>88.64%</i>	<i>100.00%</i>

*27A.460 (5) Percentage of pleas as charges;*

*27A.460 (6) Percentage of pleas to reduce charges;*

**ADMINISTRATIVE OFFICE OF THE COURTS**

Research & Statistics

**Annual Report FY 2018**

**Circuit Court - "Felony" Criminal Cases**

**BULLITT**

Cases can have multiple charges which are heard either by a court trial, jury trial, no trial or by a combination of trial types. Depending upon the seriousness of the offense and the consequences of a guilty verdict, defendants in criminal cases have the constitutional right to a jury of their peers. In a jury trial, the Judge decides questions of law, and the jury decides whether the defendant is guilty or not guilty on each of the offense(s) charged. In a court trial, the judge decides questions of law and decides if guilty or not guilty on each offense(s) charges. The cases are categorized by how all the charges within the case were disposed. If all charges were disposed by the same trial type, it's counted in the separate category, otherwise, it's counted within the "Mixed Trial" category. If a charge had a nothing entered or it had "no trial" it's counted in the "No Trial" category.

<b>Cases by Trial Type</b>	<b>27A.460 - (7), (8), (9), (10)</b>	<b>NO TRIAL</b>	<b>Total</b>
Felony Amended Down to Non-Felony		<b>80</b> 100.00%	<b>80</b> 100.00%
Felony Charges		<b>761</b> 100.00%	<b>761</b> 100.00%
Felony Convictions		<b>335</b> 100.00%	<b>335</b> 100.00%

*27A.460 (7) Percentage of disposition to guilty as charged by trial;  
 27A.460 (8) Percentage of those found guilty of lesser charge by trial;  
 27A.460 (9) Percentage of cases where jury trial taken;  
 27A.460 (10) Percentage of trials which are bench (court) trials; and*

**Shock Probation by  
Disposition Type**

	<b>27A.440 (3b)</b>	<b>Denied</b>	<b>Granted</b>	<b>Total</b>
0026090 SHOCK PROBATION IN FELONY CONVICTIONS		<b>55</b> 67.07%	<b>27</b> 32.93%	<b>82</b> 100.0000%

**27A.440 (3) Cases in which shock probation has been granted:**  
 (b) Extracted data on shock probation shall be placed in the annual report of the Administrative Office of the Courts.

**ADMINISTRATIVE OFFICE OF THE COURTS**

Research & Statistics

**Annual Report FY 2018**

**Circuit Court - "Felony" Criminal Cases**

**BULLITT**

**Youthful Offenders**

Note: Per statute 635.020 (7) If a person who is eighteen (18) or older and before the court is charged with a felony that occurred prior to his eighteenth birthday, the court shall, upon motion of the county attorney made prior to adjudication, and after the county attorney has consulted with the Commonwealth's attorney, that the child be proceeded against as a youthful offender, proceed in accordance with the provisions of KRS 640.010.

The youthful offender data is pulled by looking at the circuit criminal cases with defendant's age calculated from date of birth to the case filing date, which is under 18, however, those eighteen(18) or older may not be accounted.

There were 2 felony level offenses and 0 non-felony level offenses disposed within 2 circuit criminal cases during the fiscal year. Non-felony offenses include misdemeanor, violation, local ordinance or other level offense(s) within those cases.

27A.460 - (11)		Charges	Cases
Felony		2	2
Felony amended to Non-Felony		-	

**27A.460 (11) The number of juvenile offenders tried as an adult.**

Of the 2 felony level offenses disposed within the youthful offender cases, (%) charges were convicted.

Youthful Offender	Dismissal	Diversion	Total
	1 50.00%	1 50.00%	2 100.00%

ADMINISTRATIVE OFFICE OF THE COURTS

Research & Statistics

Annual Report FY 2018

Circuit Court - "Felony" Criminal Cases

**BUTLER**

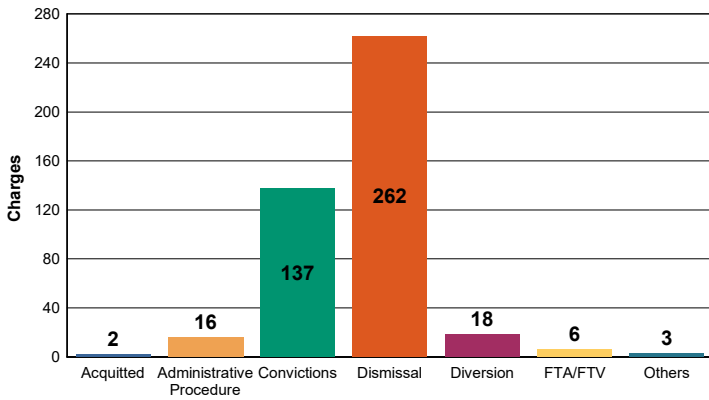
There were 444 felony level offenses and 7 non-felony level offenses disposed within 182 circuit criminal cases during the fiscal year. Non-felony offenses include misdemeanor, violation, local ordinance or other level offense(s) within those cases.

	Charges	Cases
Felony	444	182
Felony amended to Non-Felony	7	

Of those 444 felony offenses, 137 (30.86%) were convicted; 2 were acquitted (0.45%); and 262 (59.01%) were dismissed.

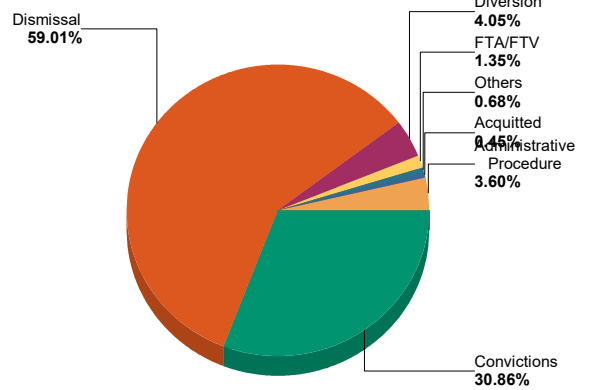
**Felony Charges by Disposition Type**

27A.460 - (1), (3), (4)



**Percent of Charges by Disposition Type**

27A.460 - (1), (3), (4)



**27A.460 (1) Conviction percentages;**

**27A.460 (3) Percentage of acquittals;**

**27A.460(4) Percentage of dismissals;**

\* "Others" disposition type include: Denied, Extradition, Grand Jury, Granted, Hung Jury, Merged, Mistrial, No Action Taken By Grand Jury, Other, Pardon - Prior to Adjudication Only, Peace Bond, Remanded, Set Aside/Voided, Sealed Records, Transfer, Drug Court Transfer, Vacated Judgment

**ADMINISTRATIVE OFFICE OF THE COURTS**

Research & Statistics

**Annual Report FY 2018**

**Circuit Court - "Felony" Criminal Cases**

**BUTLER**

**Sentence Information by Charge Disposition Type**

27A.460 - (2)	Sentence Records	Jail or Prison Conditionally Discharged	Jail or Prison Suspended	Jail or Prison Time > 0	Net Costs > \$0.00	Net Fines > \$0.00	Net Home Incarceration Time	Net Home Incarceration Time Suspended	Net Probation Time Supervised	Net Probation Time Unsupervised	Net Suspended Costs > \$0.00	Net Suspended Fines > \$0.00	Other Conditions
Convicted	131	3 2.29%	39 29.77%	131 100.00%	89 67.94%	3 2.29%			36 27.48%	1 0.76%			70 53.44%
Dismissed	4		2 50.00%	2 50.00%	1 25.00%				2 50.00%				
Diverted	15		11 73.33%	11 73.33%	14 93.33%				5 33.33%				5 33.33%
Others	1			1 100.00%									
	151	3	52	145	104	3			43	1			75

**27A.460 (2) Percentages of fines, imprisonment, or other penalty assessment;**

\* Percentages are based on total sentence records per category (convicted, acquitted...etc)

\* There can be multiple sentence conditions to a single charge.

**Plea Type**

27A.460 - (5), (6)		NOT GUILTY	UNKNOWN PLEA TYPE	TOTAL
Felony Charges	Original_Plea	2 0.45%	442 99.55%	444 100.00%
	Final_Plea	2 0.45%	442 99.55%	444 100.00%
Felony amended to Non-Felony	Original_Plea	-	7 100.00%	7 100.00%
	Final_Plea	-	7 100.00%	7 100.00%

**27A.460 (5) Percentage of pleas as charges;**

**27A.460 (6) Percentage of pleas to reduce charges;**

**ADMINISTRATIVE OFFICE OF THE COURTS**

Research & Statistics

**Annual Report FY 2018**

**Circuit Court - "Felony" Criminal Cases**

**BUTLER**

Cases can have multiple charges which are heard either by a court trial, jury trial, no trial or by a combination of trial types. Depending upon the seriousness of the offense and the consequences of a guilty verdict, defendants in criminal cases have the constitutional right to a jury of their peers. In a jury trial, the Judge decides questions of law, and the jury decides whether the defendant is guilty or not guilty on each of the offense(s) charged. In a court trial, the judge decides questions of law and decides if guilty or not guilty on each offense(s) charges. The cases are categorized by how all the charges within the case were disposed. If all charges were disposed by the same trial type, it's counted in the separate category, otherwise, it's counted within the "Mixed Trial" category. If a charge had a nothing entered or it had "no trial" it's counted in the "No Trial" category.

<b>Cases by Trial Type</b>	<b>27A.460 - (7), (8), (9), (10)</b>	<b>JURY TRIAL</b>	<b>NO TRIAL</b>	<b>Total</b>
Felony Amended Down to Non-Felony		-	7 100.00%	7 100.00%
Felony Charges		1 0.55%	182 100.00%	183 100.55%
Felony Convictions		-	116 100.00%	116 100.00%

27A.460 (7) Percentage of disposition to guilty as charged by trial;  
 27A.460 (8) Percentage of those found guilty of lesser charge by trial;  
 27A.460 (9) Percentage of cases where jury trial taken;  
 27A.460 (10) Percentage of trials which are bench (court) trials; and

**Shock Probation by  
Disposition Type**

	<b>27A.440 (3b)</b>	<b>Denied</b>	<b>Granted</b>	<b>Others</b>	<b>Withdrawn</b>	<b>Total</b>
0026090 SHOCK PROBATION IN FELONY CONVICTIONS		30 23.08%	92 70.77%	1 0.77%	7 5.38%	130 99.9999%

27A.440 (3) Cases in which shock probation has been granted:  
 (b) Extracted data on shock probation shall be placed in the annual report of the Administrative Office of the Courts.

**ADMINISTRATIVE OFFICE OF THE COURTS**

Research & Statistics

**Annual Report FY 2018**

**Circuit Court - "Felony" Criminal Cases**

**CALDWELL**

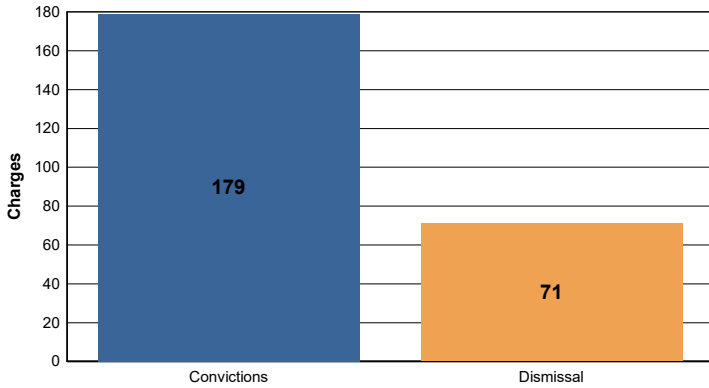
There were 250 felony level offenses and 19 non-felony level offenses disposed within 136 circuit criminal cases during the fiscal year. Non-felony offenses include misdemeanor, violation, local ordinance or other level offense(s) within those cases.

	<b>Charges</b>	<b>Cases</b>
<b>Felony</b>	250	136
<b>Felony amended to Non-Felony</b>	19	

Of those 250 felony offenses, 179 (71.60%) were convicted; were acquitted (%); and 71 (28.40%) were dismissed.

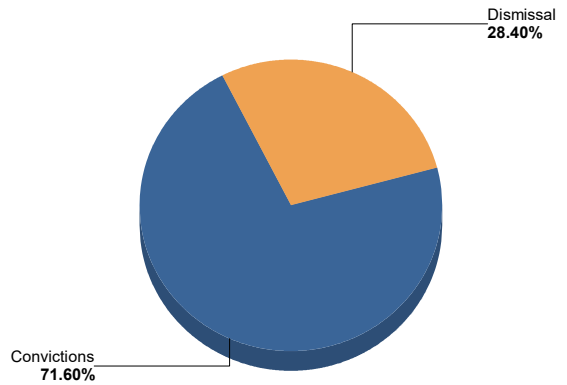
**Felony Charges by Disposition Type**

27A.460 - (1), (3), (4)



**Percent of Charges by Disposition Type**

27A.460 - (1), (3), (4)



**27A.460 (1) Conviction percentages;**

**27A.460 (3) Percentage of acquittals;**

**27A.460(4) Percentage of dismissals;**

\* "Others" disposition type include: Denied, Extradition, Grand Jury, Granted, Hung Jury, Merged, Mistrial, No Action Taken By Grand Jury, Other, Pardon - Prior to Adjudication Only, Peace Bond, Remanded, Set Aside/Voided, Sealed Records, Transfer, Drug Court Transfer, Vacated Judgment



**ADMINISTRATIVE OFFICE OF THE COURTS**

Research & Statistics

**Annual Report FY 2018**

**Circuit Court - "Felony" Criminal Cases**

**CALDWELL**

**Sentence Information by Charge Disposition Type**

27A.460 - (2)	Sentence Records	Jail or Prison Conditionally Discharged	Jail or Prison Suspended	Jail or Prison Time > 0	Net Costs > \$0.00	Net Fines > \$0.00	Net Home Incarceration Time	Net Home Incarceration Time Suspended	Net Probation Time Supervised	Net Probation Time Unsupervised	Net Suspended Costs > \$0.00	Net Suspended Fines > \$0.00	Other Conditions
Convicted	164		18	164	2				18				6
			10.98%	100.00%	1.22%				10.98%				3.66%
	164		18	164	2				18				6

**27A.460 (2) Percentages of fines, imprisonment, or other penalty assessment;**

\* Percentages are based on total sentence records per category (convicted, acquitted...etc)

\* There can be multiple sentence conditions to a single charge.

**Plea Type**

27A.460 - (5), (6)		GUILTY	NOT GUILTY	UNKNOWN PLEA TYPE	TOTAL
Felony Charges	Original_Plea	49	200	1	250
		19.60%	80.00%	0.40%	100.00%
Felony amended to Non-Felony	Final_Plea	179	70	1	250
		71.60%	28.00%	0.40%	100.00%
Felony amended to Non-Felony	Original_Plea	-	16	3	19
		0.00%	84.21%	15.79%	100.00%
Felony amended to Non-Felony	Final_Plea	-	16	3	19
		0.00%	84.21%	15.79%	100.00%

**27A.460 (5) Percentage of pleas as charges;**

**27A.460 (6) Percentage of pleas to reduce charges;**

**ADMINISTRATIVE OFFICE OF THE COURTS**

Research & Statistics

**Annual Report FY 2018**

**Circuit Court - "Felony" Criminal Cases**

**CALDWELL**

Cases can have multiple charges which are heard either by a court trial, jury trial, no trial or by a combination of trial types. Depending upon the seriousness of the offense and the consequences of a guilty verdict, defendants in criminal cases have the constitutional right to a jury of their peers. In a jury trial, the Judge decides questions of law, and the jury decides whether the defendant is guilty or not guilty on each of the offense(s) charged. In a court trial, the judge decides questions of law and decides if guilty or not guilty on each offense(s) charges. The cases are categorized by how all the charges within the case were disposed. If all charges were disposed by the same trial type, it's counted in the separate category, otherwise, it's counted within the "Mixed Trial" category. If a charge had a nothing entered or it had "no trial" it's counted in the "No Trial" category.

<b>Cases by Trial Type</b>	<b>27A.460 - (7), (8), (9), (10)</b>	<b>NO TRIAL</b>	<b>Total</b>
Felony Amended Down to Non-Felony		<b>13</b> 100.00%	<b>13</b> 100.00%
Felony Charges		<b>136</b> 100.00%	<b>136</b> 100.00%
Felony Convictions		<b>118</b> 100.00%	<b>118</b> 100.00%

*27A.460 (7) Percentage of disposition to guilty as charged by trial;  
 27A.460 (8) Percentage of those found guilty of lesser charge by trial;  
 27A.460 (9) Percentage of cases where jury trial taken;  
 27A.460 (10) Percentage of trials which are bench (court) trials; and*

**Shock Probation by  
Disposition Type**

	<b>27A.440 (3b)</b>	<b>Denied</b>	<b>Granted</b>	<b>Total</b>
0026090 SHOCK PROBATION IN FELONY CONVICTIONS		<b>96</b> 74.42%	<b>30</b> 23.26%	<b>126</b> 97.6744%
0026100 SHOCK PROBATION IN MISDEMEANOR CONVICTIONS		-	<b>3</b> 2.33%	<b>3</b> 2.3256%

**27A.440 (3) Cases in which shock probation has been granted:**  
 (b) Extracted data on shock probation shall be placed in the annual report of the Administrative Office of the Courts.

**ADMINISTRATIVE OFFICE OF THE COURTS**

Research & Statistics

**Annual Report FY 2018**

**Circuit Court - "Felony" Criminal Cases**

**CALDWELL**

**Youthful Offenders**

Note: Per statute 635.020 (7) If a person who is eighteen (18) or older and before the court is charged with a felony that occurred prior to his eighteenth birthday, the court shall, upon motion of the county attorney made prior to adjudication, and after the county attorney has consulted with the Commonwealth's attorney, that the child be proceeded against as a youthful offender, proceed in accordance with the provisions of KRS 640.010.

The youthful offender data is pulled by looking at the circuit criminal cases with defendant's age calculated from date of birth to the case filing date, which is under 18, however, those eighteen(18) or older may not be accounted.

There were 3 felony level offenses and 0 non-felony level offenses disposed within 1 circuit criminal cases during the fiscal year. Non-felony offenses include misdemeanor, violation, local ordinance or other level offense(s) within those cases.

27A.460 - (11)		Charges	Cases
Felony		3	1
Felony amended to Non-Felony		-	

**27A.460 (11) The number of juvenile offenders tried as an adult.**

Of the 3 felony level offenses disposed within the youthful offender cases, 2 (66.67%) charges were convicted.

Youthful Offender	Convictions	Dismissal	Total
	2 66.67%	1 33.33%	3 100.00%

Youthful Offender	GUILTY	Total
	2 100.00%	2 100.00%

**ADMINISTRATIVE OFFICE OF THE COURTS**

Research & Statistics

**Annual Report FY 2018**

**Circuit Court - "Felony" Criminal Cases**

**CALLOWAY**

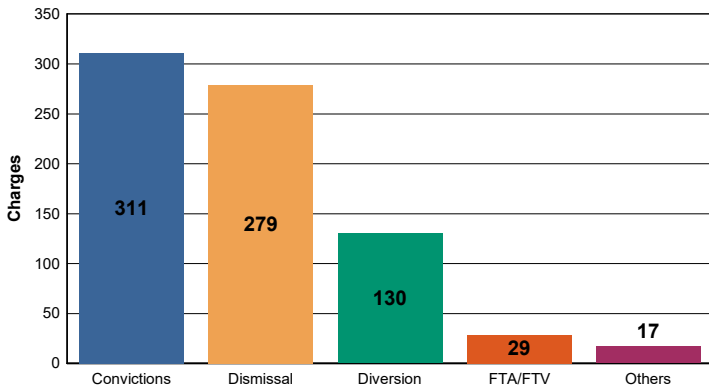
There were 766 felony level offenses and 28 non-felony level offenses disposed within 399 circuit criminal cases during the fiscal year. Non-felony offenses include misdemeanor, violation, local ordinance or other level offense(s) within those cases.

	<b>Charges</b>	<b>Cases</b>
<b>Felony</b>	766	399
<b>Felony amended to Non-Felony</b>	28	

Of those 766 felony offenses, 311 (40.60%) were convicted; were acquitted (%); and 279 (36.42%) were dismissed.

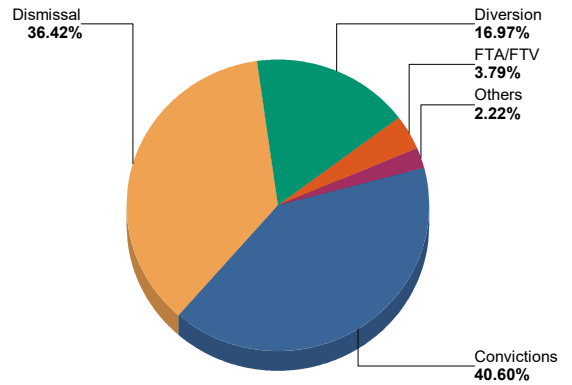
**Felony Charges by Disposition Type**

27A.460 - (1), (3), (4)



**Percent of Charges by Disposition Type**

27A.460 - (1), (3), (4)



**27A.460 (1) Conviction percentages;**

**27A.460 (3) Percentage of acquittals;**

**27A.460(4) Percentage of dismissals;**

\* "Others" disposition type include: Denied, Extradition, Grand Jury, Granted, Hung Jury, Merged, Mistrial, No Action Taken By Grand Jury, Other, Pardon - Prior to Adjudication Only, Peace Bond, Remanded, Set Aside/Voided, Sealed Records, Transfer, Drug Court Transfer, Vacated Judgment

**ADMINISTRATIVE OFFICE OF THE COURTS**

Research & Statistics

**Annual Report FY 2018**

**Circuit Court - "Felony" Criminal Cases**

**ALLOWAY**

**Sentence Information by Charge Disposition Type**

27A.460 - (2)	Sentence Records	Jail or Prison Conditionally Discharged	Jail or Prison Suspended	Jail or Prison Time > 0	Net Costs > \$0.00	Net Fines > \$0.00	Net Home Incarceration Time	Net Home Incarceration Time Suspended	Net Probation Time Supervised	Net Probation Time Unsupervised	Net Suspended Costs > \$0.00	Net Suspended Fines > \$0.00	Other Conditions
Convicted	307	2 <i>0.65%</i>	136 <i>44.30%</i>	306 <i>99.67%</i>	163 <i>53.09%</i>	1 <i>0.33%</i>			127 <i>41.37%</i>	8 <i>2.61%</i>			137 <i>44.63%</i>
Dismissed	2		1 <i>50.00%</i>	1 <i>50.00%</i>	1 <i>50.00%</i>				1 <i>50.00%</i>				
Diverted	1				1 <i>100.00%</i>								
Others	2	1 <i>50.00%</i>	1 <i>50.00%</i>	2 <i>100.00%</i>	1 <i>50.00%</i>				2 <i>100.00%</i>				1 <i>50.00%</i>
	<b>312</b>	<b>3</b>	<b>138</b>	<b>309</b>	<b>166</b>	<b>1</b>			<b>130</b>	<b>8</b>			<b>138</b>

**27A.460 (2) Percentages of fines, imprisonment, or other penalty assessment;**

\* Percentages are based on total sentence records per category (convicted, acquitted...etc)

\* There can be multiple sentence conditions to a single charge.

**Plea Type**

**27A.460 - (5), (6)**

		GUILTY	NOT GUILTY	UNKNOWN PLEA TYPE	TOTAL
Felony Charges	Original_Plea	1 <i>0.13%</i>	9 <i>1.17%</i>	756 <i>98.69%</i>	766 <i>100.00%</i>
	Final_Plea	9 <i>1.17%</i>	1 <i>0.13%</i>	756 <i>98.69%</i>	766 <i>100.00%</i>
Felony amended to Non-Felony	Original_Plea	-	-	28 <i>100.00%</i>	28 <i>100.00%</i>
	Final_Plea	-	-	28 <i>100.00%</i>	28 <i>100.00%</i>

**27A.460 (5) Percentage of pleas as charges;**

**27A.460 (6) Percentage of pleas to reduce charges;**

**ADMINISTRATIVE OFFICE OF THE COURTS**

Research & Statistics

**Annual Report FY 2018**

**Circuit Court - "Felony" Criminal Cases**

**CALLOWAY**

Cases can have multiple charges which are heard either by a court trial, jury trial, no trial or by a combination of trial types. Depending upon the seriousness of the offense and the consequences of a guilty verdict, defendants in criminal cases have the constitutional right to a jury of their peers. In a jury trial, the Judge decides questions of law, and the jury decides whether the defendant is guilty or not guilty on each of the offense(s) charged. In a court trial, the judge decides questions of law and decides if guilty or not guilty on each offense(s) charges. The cases are categorized by how all the charges within the case were disposed. If all charges were disposed by the same trial type, it's counted in the separate category, otherwise, it's counted within the "Mixed Trial" category. If a charge had a nothing entered or it had "no trial" it's counted in the "No Trial" category.

<b>Cases by Trial Type</b>	<b>27A.460 - (7), (8), (9), (10)</b>	<b>JURY TRIAL</b>	<b>NO TRIAL</b>	<b>Total</b>
Felony Amended Down to Non-Felony		-	21 100.00%	21 100.00%
Felony Charges		1 0.25%	398 99.75%	399 100.00%
Felony Convictions		-	191 100.00%	191 100.00%

*27A.460 (7) Percentage of disposition to guilty as charged by trial;  
 27A.460 (8) Percentage of those found guilty of lesser charge by trial;  
 27A.460 (9) Percentage of cases where jury trial taken;  
 27A.460 (10) Percentage of trials which are bench (court) trials; and*

**Shock Probation by  
Disposition Type**

	<b>27A.440 (3b)</b>	<b>Denied</b>	<b>Granted</b>	<b>Others</b>	<b>Total</b>
0026090 SHOCK PROBATION IN FELONY CONVICTIONS		71 83.53%	13 15.29%	1 1.18%	85 100.0000%

**27A.440 (3) Cases in which shock probation has been granted:**  
 (b) Extracted data on shock probation shall be placed in the annual report of the Administrative Office of the Courts.

**ADMINISTRATIVE OFFICE OF THE COURTS**

Research & Statistics

**Annual Report FY 2018**

**Circuit Court - "Felony" Criminal Cases**

**CAMPBELL**

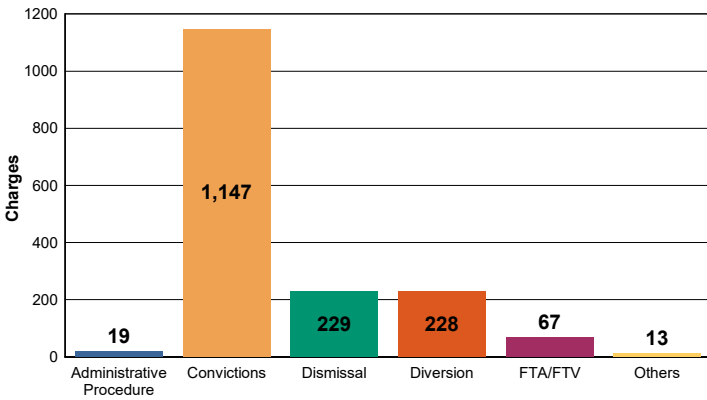
There were 1,703 felony level offenses and 55 non-felony level offenses disposed within 1,073 circuit criminal cases during the fiscal year. Non-felony offenses include misdemeanor, violation, local ordinance or other level offense(s) within those cases.

	<b>Charges</b>	<b>Cases</b>
<b>Felony</b>	1,703	1,073
<b>Felony amended to Non-Felony</b>	55	

Of those 1,703 felony offenses, 1,147 (67.35%) were convicted; 229 (13.45%) were dismissed; 228 (13.39%) were acquitted (%); and 19 (1.12%) were administrative procedure.

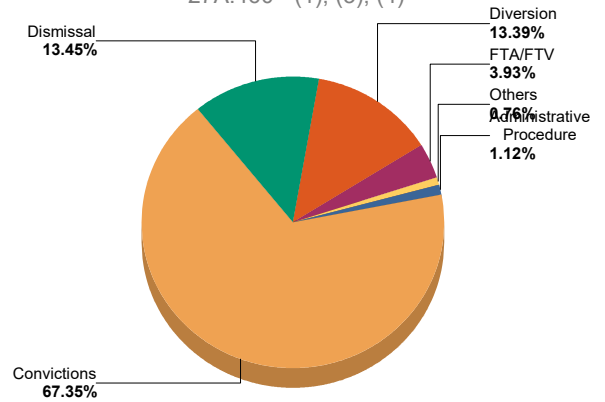
**Felony Charges by Disposition Type**

27A.460 - (1), (3), (4)



**Percent of Charges by Disposition Type**

27A.460 - (1), (3), (4)



**27A.460 (1) Conviction percentages;**

**27A.460 (3) Percentage of acquittals;**

**27A.460(4) Percentage of dismissals;**

\* "Others" disposition type include: Denied, Extradition, Grand Jury, Granted, Hung Jury, Merged, Mistrial, No Action Taken By Grand Jury, Other, Pardon - Prior to Adjudication Only, Peace Bond, Remanded, Set Aside/Voided, Sealed Records, Transfer, Drug Court Transfer, Vacated Judgment

**ADMINISTRATIVE OFFICE OF THE COURTS**

Research & Statistics

**Annual Report FY 2018**

**Circuit Court - "Felony" Criminal Cases**

**CAMPBELL**

**Sentence Information by Charge Disposition Type**

27A.460 - (2)	Sentence Records	Jail or Prison Conditionally Discharged	Jail or Prison Suspended	Jail or Prison Time > 0	Net Costs > \$0.00	Net Fines > \$0.00	Net Home Incarceration Time	Net Home Incarceration Time Suspended	Net Probation Time Supervised	Net Probation Time Unsupervised	Net Suspended Costs > \$0.00	Net Suspended Fines > \$0.00	Other Conditions
Convicted	1,101	1 0.09%	313 28.43%	1,099 99.82%	206 18.71%	5 0.45%			284 25.79%				288 26.16%
Dismissed	6		2 33.33%	3 50.00%	4 66.67%				2 33.33%				2 33.33%
Diverted	2												2 100.00%
Others	3		2 66.67%	3 100.00%	2 66.67%				2 66.67%				3 100.00%
	1,112	1	317	1,105	212	5			288				295

**27A.460 (2) Percentages of fines, imprisonment, or other penalty assessment;**

\* Percentages are based on total sentence records per category (convicted, acquitted...etc)

\* There can be multiple sentence conditions to a single charge.

**Plea Type**

**27A.460 - (5), (6)**

		GUILTY	NOT GUILTY	UNKNOWN PLEA TYPE	TOTAL
Felony Charges	Original_Plea	20 1.17%	1,191 69.94%	492 28.89%	1,703 100.00%
	Final_Plea	1,190 69.88%	21 1.23%	492 28.89%	1,703 100.00%
Felony amended to Non-Felony	Original_Plea	- 0.00%	13 23.64%	42 76.36%	55 100.00%
	Final_Plea	13 23.64%	- 0.00%	42 76.36%	55 100.00%

**27A.460 (5) Percentage of pleas as charges;**

**27A.460 (6) Percentage of pleas to reduce charges;**



**ADMINISTRATIVE OFFICE OF THE COURTS**

Research & Statistics

**Annual Report FY 2018**

**Circuit Court - "Felony" Criminal Cases**

**CAMPBELL**

Cases can have multiple charges which are heard either by a court trial, jury trial, no trial or by a combination of trial types. Depending upon the seriousness of the offense and the consequences of a guilty verdict, defendants in criminal cases have the constitutional right to a jury of their peers. In a jury trial, the Judge decides questions of law, and the jury decides whether the defendant is guilty or not guilty on each of the offense(s) charged. In a court trial, the judge decides questions of law and decides if guilty or not guilty on each offense(s) charges. The cases are categorized by how all the charges within the case were disposed. If all charges were disposed by the same trial type, it's counted in the separate category, otherwise, it's counted within the "Mixed Trial" category. If a charge had a nothing entered or it had "no trial" it's counted in the "No Trial" category.

<b>Cases by Trial Type</b>	<b>27A.460 - (7), (8), (9), (10)</b>	<b>JURY TRIAL</b>	<b>NO TRIAL</b>	<b>Total</b>
Felony Amended Down to Non-Felony		<b>1</b> 2.17%	<b>46</b> 100.00%	<b>47</b> 102.17%
Felony Charges		<b>4</b> 0.37%	<b>1,071</b> 99.81%	<b>1,075</b> 100.19%
Felony Convictions		<b>2</b> 0.27%	<b>731</b> 99.73%	<b>733</b> 100.00%

*27A.460 (7) Percentage of disposition to guilty as charged by trial;  
 27A.460 (8) Percentage of those found guilty of lesser charge by trial;  
 27A.460 (9) Percentage of cases where jury trial taken;  
 27A.460 (10) Percentage of trials which are bench (court) trials; and*

**Shock Probation by  
Disposition Type**

	<b>27A.440 (3b)</b>	<b>Denied</b>	<b>Granted</b>	<b>Total</b>
0026090 SHOCK PROBATION IN FELONY CONVICTIONS		<b>57</b> 81.43%	<b>8</b> 11.43%	<b>65</b> 92.8572%
0026100 SHOCK PROBATION IN MISDEMEANOR CONVICTIONS		<b>5</b> 7.14%	<b>-</b>	<b>5</b> 7.1429%

**27A.440 (3) Cases in which shock probation has been granted:**  
 (b) Extracted data on shock probation shall be placed in the annual report of the Administrative Office of the Courts.

**ADMINISTRATIVE OFFICE OF THE COURTS**

Research & Statistics

**Annual Report FY 2018**

**Circuit Court - "Felony" Criminal Cases**

**CAMPBELL**

**Youthful Offenders**

Note: Per statute 635.020 (7) If a person who is eighteen (18) or older and before the court is charged with a felony that occurred prior to his eighteenth birthday, the court shall, upon motion of the county attorney made prior to adjudication, and after the county attorney has consulted with the Commonwealth's attorney, that the child be proceeded against as a youthful offender, proceed in accordance with the provisions of KRS 640.010.

The youthful offender data is pulled by looking at the circuit criminal cases with defendant's age calculated from date of birth to the case filing date, which is under 18, however, those eighteen(18) or older may not be accounted.

There were 1 felony level offenses and 0 non-felony level offenses disposed within 1 circuit criminal cases during the fiscal year. Non-felony offenses include misdemeanor, violation, local ordinance or other level offense(s) within those cases.

27A.460 - (11)	Charges	Cases
Felony	1	1
Felony amended to Non-Felony	-	

**27A.460 (11) The number of juvenile offenders tried as an adult.**

Of the 1 felony level offenses disposed within the youthful offender cases, (%) charges were convicted.

Youthful Offender	Diversion	Total
Felony Charges by Disposition Type	1 100.00%	1 100.00%

**ADMINISTRATIVE OFFICE OF THE COURTS**

Research & Statistics

**Annual Report FY 2018**

**Circuit Court - "Felony" Criminal Cases**

**CARLISLE**

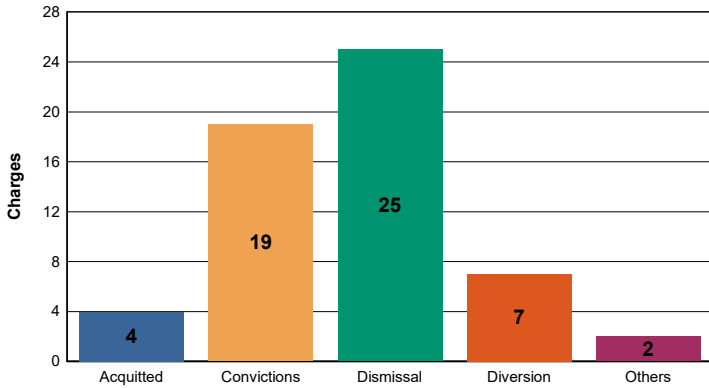
There were 57 felony level offenses and 7 non-felony level offenses disposed within 35 circuit criminal cases during the fiscal year. Non-felony offenses include misdemeanor, violation, local ordinance or other level offense(s) within those cases.

	<b>Charges</b>	<b>Cases</b>
<b>Felony</b>	57	35
<b>Felony amended to Non-Felony</b>	7	

Of those 57 felony offenses, 19 (33.33%) were convicted; 4 were acquitted (7.02%); and 25 (43.86%) were dismissed.

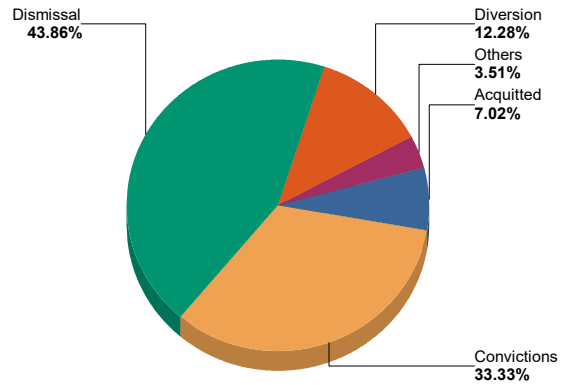
**Felony Charges by Disposition Type**

27A.460 - (1), (3), (4)



**Percent of Charges by Disposition Type**

27A.460 - (1), (3), (4)



**27A.460 (1) Conviction percentages;**

**27A.460 (3) Percentage of acquittals;**

**27A.460(4) Percentage of dismissals;**

\* "Others" disposition type include: Denied, Extradition, Grand Jury, Granted, Hung Jury, Merged, Mistrial, No Action Taken By Grand Jury, Other, Pardon - Prior to Adjudication Only, Peace Bond, Remanded, Set Aside/Voided, Sealed Records, Transfer, Drug Court Transfer, Vacated Judgment

**ADMINISTRATIVE OFFICE OF THE COURTS**

Research & Statistics

**Annual Report FY 2018**

**Circuit Court - "Felony" Criminal Cases**

**CARLISLE**

**Sentence Information by Charge Disposition Type**

27A.460 - (2)	Sentence Records	Jail or Prison Conditionally Discharged	Jail or Prison Suspended	Jail or Prison Time > 0	Net Costs > \$0.00	Net Fines > \$0.00	Net Home Incarceration Time	Net Home Incarceration Time Suspended	Net Probation Time Supervised	Net Probation Time Unsupervised	Net Suspended Costs > \$0.00	Net Suspended Fines > \$0.00	Other Conditions
Convicted	19	2 10.53%	2 10.53%	19 100.00%	17 89.47%	-	-	-	4 21.05%	-	-	-	4 21.05%
Diverted	1	-	-	-	1 100.00%	-	-	-	-	-	-	-	-
Others	2	-	1 50.00%	2 100.00%	2 100.00%	-	-	-	1 50.00%	-	-	-	2 100.00%
	22	2	3	21	20	-	-	-	5	-	-	-	6

27A.460 (2) Percentages of fines, imprisonment, or other penalty assessment;

\* Percentages are based on total sentence records per category (convicted, acquitted...etc)

\* There can be multiple sentence conditions to a single charge.

**Plea Type**

Plea Type	27A.460 - (5), (6)	GUILTY		NOT GUILTY		UNKNOWN PLEA TYPE		TOTAL	
		Count	Percentage	Count	Percentage	Count	Percentage	Count	Percentage
Felony Charges	Original_Plea	9	15.79%	10	17.54%	38	66.67%	57	100.00%
	Final_Plea	19	33.33%	-	0.00%	38	66.67%	57	100.00%
Felony amended to Non-Felony	Original_Plea	-	0.00%	-	0.00%	7	100.00%	7	100.00%
	Final_Plea	-	0.00%	-	0.00%	7	100.00%	7	100.00%

27A.460 (5) Percentage of pleas as charges;

27A.460 (6) Percentage of pleas to reduce charges;

**ADMINISTRATIVE OFFICE OF THE COURTS**

Research & Statistics

**Annual Report FY 2018**

**Circuit Court - "Felony" Criminal Cases**

**CARLISLE**

Cases can have multiple charges which are heard either by a court trial, jury trial, no trial or by a combination of trial types. Depending upon the seriousness of the offense and the consequences of a guilty verdict, defendants in criminal cases have the constitutional right to a jury of their peers. In a jury trial, the Judge decides questions of law, and the jury decides whether the defendant is guilty or not guilty on each of the offense(s) charged. In a court trial, the judge decides questions of law and decides if guilty or not guilty on each offense(s) charges. The cases are categorized by how all the charges within the case were disposed. If all charges were disposed by the same trial type, it's counted in the separate category, otherwise, it's counted within the "Mixed Trial" category. If a charge had a nothing entered or it had "no trial" it's counted in the "No Trial" category.

<b>Cases by Trial Type</b>	<b>27A.460 - (7), (8), (9), (10)</b>	<b>JURY TRIAL</b>	<b>NO TRIAL</b>	<b>Total</b>
Felony Amended Down to Non-Felony		-	<b>6</b> 100.00%	<b>6</b> 100.00%
Felony Charges		<b>4</b> 11.43%	<b>31</b> 88.57%	<b>35</b> 100.00%
Felony Convictions		<b>1</b> 5.88%	<b>16</b> 94.12%	<b>17</b> 100.00%

*27A.460 (7) Percentage of disposition to guilty as charged by trial;  
 27A.460 (8) Percentage of those found guilty of lesser charge by trial;  
 27A.460 (9) Percentage of cases where jury trial taken;  
 27A.460 (10) Percentage of trials which are bench (court) trials; and*

**Shock Probation by  
Disposition Type**

	<b>27A.440 (3b)</b>	<b>Denied</b>	<b>Granted</b>	<b>Total</b>
0026090 SHOCK PROBATION IN FELONY CONVICTIONS		<b>5</b> 50.00%	<b>4</b> 40.00%	<b>9</b> 90.0000%
0026100 SHOCK PROBATION IN MISDEMEANOR CONVICTIONS		<b>1</b> 10.00%	-	<b>1</b> 10.0000%

**27A.440 (3) Cases in which shock probation has been granted:**  
 (b) Extracted data on shock probation shall be placed in the annual report of the Administrative Office of the Courts.

ADMINISTRATIVE OFFICE OF THE COURTS

Research & Statistics

Annual Report FY 2018

Circuit Court - "Felony" Criminal Cases

CARROLL

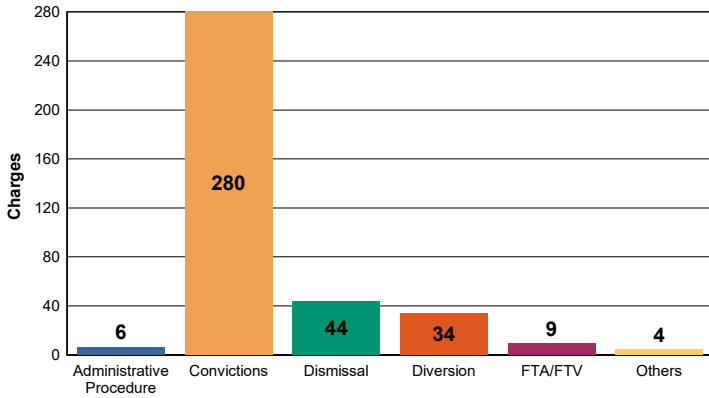
There were 377 felony level offenses and 16 non-felony level offenses disposed within 269 circuit criminal cases during the fiscal year. Non-felony offenses include misdemeanor, violation, local ordinance or other level offense(s) within those cases.

	Charges	Cases
Felony	377	269
Felony amended to Non-Felony	16	

Of those 377 felony offenses, 280 (74.27%) were convicted; were acquitted (%); and 44 (11.67%) were dismissed.

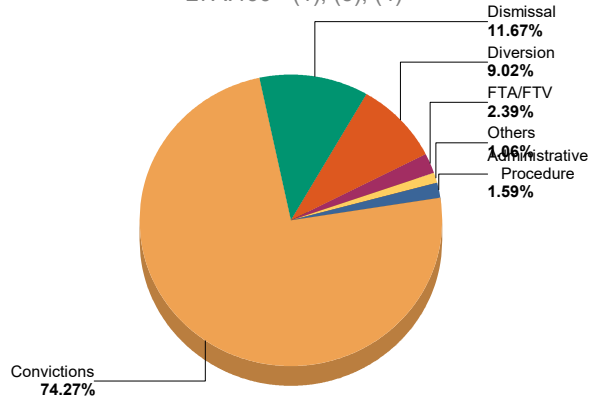
Felony Charges by Disposition Type

27A.460 - (1), (3), (4)



Percent of Charges by Disposition Type

27A.460 - (1), (3), (4)



27A.460 (1) Conviction percentages;

27A.460 (3) Percentage of acquittals;

27A.460(4) Percentage of dismissals;

\* "Others" disposition type include: Denied, Extradition, Grand Jury, Granted, Hung Jury, Merged, Mistrial, No Action Taken By Grand Jury, Other, Pardon - Prior to Adjudication Only, Peace Bond, Remanded, Set Aside/Voided, Sealed Records, Transfer, Drug Court Transfer, Vacated Judgment

**ADMINISTRATIVE OFFICE OF THE COURTS**

Research & Statistics

**Annual Report FY 2018**

**Circuit Court - "Felony" Criminal Cases**

**CARROLL**

**Sentence Information by Charge Disposition Type**

27A.460 - (2)	Sentence Records	Jail or Prison Conditionally Discharged	Jail or Prison Suspended	Jail or Prison Time > 0	Net Costs > \$0.00	Net Fines > \$0.00	Net Home Incarceration Time	Net Home Incarceration Time Suspended	Net Probation Time Supervised	Net Probation Time Unsupervised	Net Suspended Costs > \$0.00	Net Suspended Fines > \$0.00	Other Conditions
Convicted	277	2 0.72%	128 46.21%	277 100.00%	165 59.57%	33 11.91%			113 40.79%			1 0.36%	118 42.60%
Diverted	1			1 100.00%									
Others	4	2 50.00%	1 25.00%	3 75.00%	2 50.00%	3 75.00%			3 75.00%			1 25.00%	1 25.00%
	<b>282</b>	<b>4</b>	<b>129</b>	<b>281</b>	<b>167</b>	<b>36</b>			<b>116</b>			<b>2</b>	<b>119</b>

27A.460 (2) Percentages of fines, imprisonment, or other penalty assessment;

\* Percentages are based on total sentence records per category (convicted, acquitted...etc)

\* There can be multiple sentence conditions to a single charge.

**Plea Type**

27A.460 - (5), (6)		NOT GUILTY	UNKNOWN PLEA TYPE	TOTAL
Felony Charges	Original_Plea	4 1.06%	373 98.94%	377 100.00%
	Final_Plea	4 1.06%	373 98.94%	377 100.00%
Felony amended to Non-Felony	Original_Plea	-	16 100.00%	16 100.00%
	Final_Plea	-	16 100.00%	16 100.00%

27A.460 (5) Percentage of pleas as charges;

27A.460 (6) Percentage of pleas to reduce charges;

**ADMINISTRATIVE OFFICE OF THE COURTS**

Research & Statistics

**Annual Report FY 2018**

**Circuit Court - "Felony" Criminal Cases**

**CARROLL**

Cases can have multiple charges which are heard either by a court trial, jury trial, no trial or by a combination of trial types. Depending upon the seriousness of the offense and the consequences of a guilty verdict, defendants in criminal cases have the constitutional right to a jury of their peers. In a jury trial, the Judge decides questions of law, and the jury decides whether the defendant is guilty or not guilty on each of the offense(s) charged. In a court trial, the judge decides questions of law and decides if guilty or not guilty on each offense(s) charges. The cases are categorized by how all the charges within the case were disposed. If all charges were disposed by the same trial type, it's counted in the separate category, otherwise, it's counted within the "Mixed Trial" category. If a charge had a nothing entered or it had "no trial" it's counted in the "No Trial" category.

<b>Cases by Trial Type</b>	<b>27A.460 - (7), (8), (9), (10)</b>	<b>JURY TRIAL</b>	<b>NO TRIAL</b>	<b>Total</b>
Felony Amended Down to Non-Felony		-	<b>15</b> 100.00%	<b>15</b> 100.00%
Felony Charges		<b>1</b> 0.37%	<b>268</b> 99.63%	<b>269</b> 100.00%
Felony Convictions		<b>1</b> 0.51%	<b>194</b> 99.49%	<b>195</b> 100.00%

*27A.460 (7) Percentage of disposition to guilty as charged by trial;  
 27A.460 (8) Percentage of those found guilty of lesser charge by trial;  
 27A.460 (9) Percentage of cases where jury trial taken;  
 27A.460 (10) Percentage of trials which are bench (court) trials; and*

**Shock Probation by  
Disposition Type**

	<b>27A.440 (3b)</b>	<b>Denied</b>	<b>Granted</b>	<b>Total</b>
0026090 SHOCK PROBATION IN FELONY CONVICTIONS		<b>18</b> 81.82%	<b>4</b> 18.18%	<b>22</b> 100.0000%

**27A.440 (3) Cases in which shock probation has been granted:**  
 (b) Extracted data on shock probation shall be placed in the annual report of the Administrative Office of the Courts.



**ADMINISTRATIVE OFFICE OF THE COURTS**

Research & Statistics

**Annual Report FY 2018**

**Circuit Court - "Felony" Criminal Cases**

**CARTER**

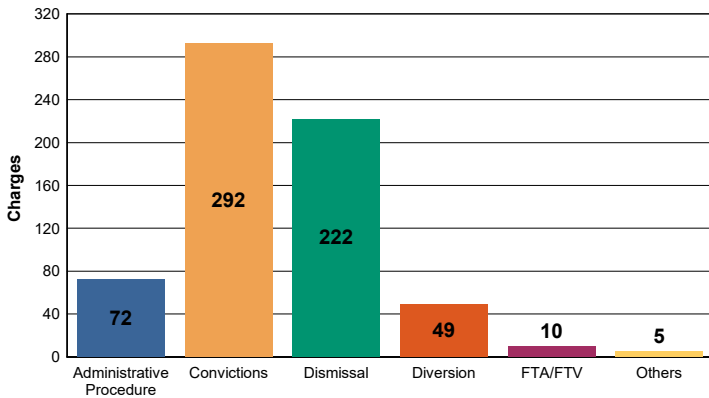
There were 650 felony level offenses and 31 non-felony level offenses disposed within 391 circuit criminal cases during the fiscal year. Non-felony offenses include misdemeanor, violation, local ordinance or other level offense(s) within those cases.

	<b>Charges</b>	<b>Cases</b>
<b>Felony</b>	650	391
<b>Felony amended to Non-Felony</b>	31	

Of those 650 felony offenses, 292 (44.92%) were convicted; were acquitted (%); and 222 (34.15%) were dismissed.

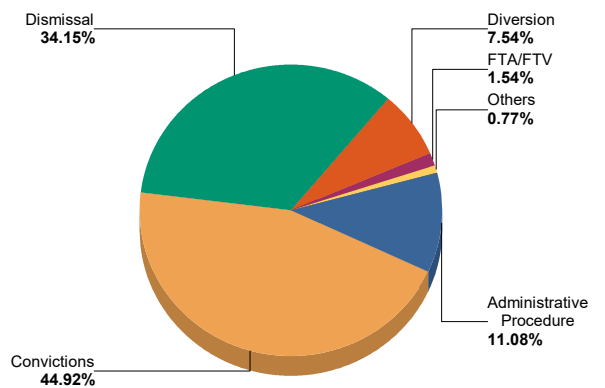
**Felony Charges by Disposition Type**

27A.460 - (1), (3), (4)



**Percent of Charges by Disposition Type**

27A.460 - (1), (3), (4)



**27A.460 (1) Conviction percentages;**

**27A.460 (3) Percentage of acquittals;**

**27A.460(4) Percentage of dismissals;**

\* "Others" disposition type include: Denied, Extradition, Grand Jury, Granted, Hung Jury, Merged, Mistrial, No Action Taken By Grand Jury, Other, Pardon - Prior to Adjudication Only, Peace Bond, Remanded, Set Aside/Voided, Sealed Records, Transfer, Drug Court Transfer, Vacated Judgment

**ADMINISTRATIVE OFFICE OF THE COURTS**

Research & Statistics

**Annual Report FY 2018**

**Circuit Court - "Felony" Criminal Cases**

**CARTER**

**Sentence Information by Charge Disposition Type**

27A.460 - (2)	Sentence Records	Jail or Prison Conditionally Discharged	Jail or Prison Suspended	Jail or Prison Time > 0	Net Costs > \$0.00	Net Fines > \$0.00	Net Home Incarceration Time	Net Home Incarceration Time Suspended	Net Probation Time Supervised	Net Probation Time Unsupervised	Net Suspended Costs > \$0.00	Net Suspended Fines > \$0.00	Other Conditions
Convicted	286	30 10.49%	36 12.59%	286 100.00%	96 33.57%	-	-	-	33 11.54%	5 1.75%	-	-	42 14.69%
Dismissed	2	-	-	-	2 100.00%	-	-	-	-	-	-	-	-
	288	30	36	286	98	-	-	-	33	5	-	-	42

*27A.460 (2) Percentages of fines, imprisonment, or other penalty assessment;*

\* Percentages are based on total sentence records per category (convicted, acquitted...etc)

\* There can be multiple sentence conditions to a single charge.

**Plea Type**

27A.460 - (5), (6)		GUILTY	NOT GUILTY	UNKNOWN PLEA TYPE	TOTAL
Felony Charges	Original_Plea	7 1.08%	281 43.23%	362 55.69%	650 100.00%
	Final_Plea	287 44.15%	1 0.15%	362 55.69%	650 100.00%
Felony amended to Non-Felony	Original_Plea	-	-	31 100.00%	31 100.00%
	Final_Plea	-	-	31 100.00%	31 100.00%

*27A.460 (5) Percentage of pleas as charges;*

*27A.460 (6) Percentage of pleas to reduce charges;*

**ADMINISTRATIVE OFFICE OF THE COURTS**

Research & Statistics

**Annual Report FY 2018**

**Circuit Court - "Felony" Criminal Cases**

**CARTER**

Cases can have multiple charges which are heard either by a court trial, jury trial, no trial or by a combination of trial types. Depending upon the seriousness of the offense and the consequences of a guilty verdict, defendants in criminal cases have the constitutional right to a jury of their peers. In a jury trial, the Judge decides questions of law, and the jury decides whether the defendant is guilty or not guilty on each of the offense(s) charged. In a court trial, the judge decides questions of law and decides if guilty or not guilty on each offense(s) charges. The cases are categorized by how all the charges within the case were disposed. If all charges were disposed by the same trial type, it's counted in the separate category, otherwise, it's counted within the "Mixed Trial" category. If a charge had a nothing entered or it had "no trial" it's counted in the "No Trial" category.

<b>Cases by Trial Type</b>	<b>27A.460 - (7), (8), (9), (10)</b>	<b>NO TRIAL</b>	<b>Total</b>
Felony Amended Down to Non-Felony		<b>30</b> 100.00%	<b>30</b> 100.00%
Felony Charges		<b>391</b> 100.00%	<b>391</b> 100.00%
Felony Convictions		<b>207</b> 100.00%	<b>207</b> 100.00%

*27A.460 (7) Percentage of disposition to guilty as charged by trial;  
 27A.460 (8) Percentage of those found guilty of lesser charge by trial;  
 27A.460 (9) Percentage of cases where jury trial taken;  
 27A.460 (10) Percentage of trials which are bench (court) trials; and*

**Shock Probation by  
Disposition Type**

	<b>27A.440 (3b)</b>	<b>Denied</b>	<b>Total</b>
0026090 SHOCK PROBATION IN FELONY CONVICTIONS		<b>2</b> 100.00%	<b>2</b> 100.0000%

**27A.440 (3) Cases in which shock probation has been granted:**  
 (b) Extracted data on shock probation shall be placed in the annual report of the Administrative Office of the Courts.

ADMINISTRATIVE OFFICE OF THE COURTS

Research & Statistics

Annual Report FY 2018

Circuit Court - "Felony" Criminal Cases

CASEY

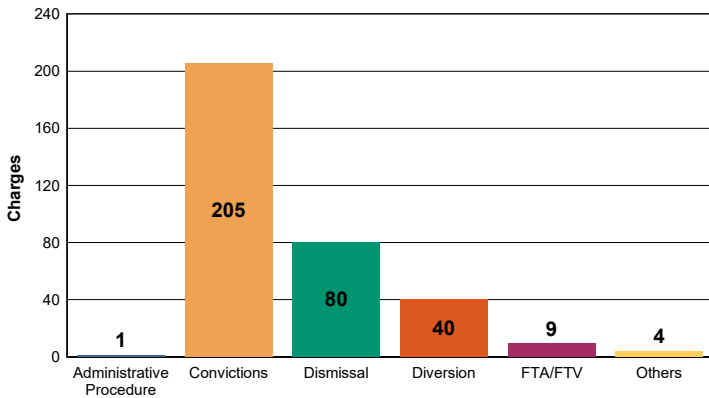
There were 339 felony level offenses and 4 non-felony level offenses disposed within 197 circuit criminal cases during the fiscal year. Non-felony offenses include misdemeanor, violation, local ordinance or other level offense(s) within those cases.

	Charges	Cases
Felony	339	197
Felony amended to Non-Felony	4	

Of those 339 felony offenses, 205 (60.47%) were convicted; were acquitted (%); and 80 (23.60%) were dismissed.

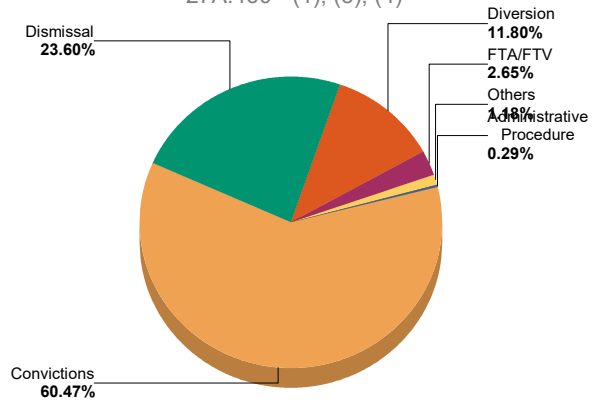
Felony Charges by Disposition Type

27A.460 - (1), (3), (4)



Percent of Charges by Disposition Type

27A.460 - (1), (3), (4)



27A.460 (1) Conviction percentages;

27A.460 (3) Percentage of acquittals;

27A.460(4) Percentage of dismissals;

\* "Others" disposition type include: Denied, Extradition, Grand Jury, Granted, Hung Jury, Merged, Mistrial, No Action Taken By Grand Jury, Other, Pardon - Prior to Adjudication Only, Peace Bond, Remanded, Set Aside/Voided, Sealed Records, Transfer, Drug Court Transfer, Vacated Judgment

**ADMINISTRATIVE OFFICE OF THE COURTS**

Research & Statistics

**Annual Report FY 2018**

**Circuit Court - "Felony" Criminal Cases**

**CASEY**

**Sentence Information by Charge Disposition Type**

27A.460 - (2)	Sentence Records	Jail or Prison Conditionally Discharged	Jail or Prison Suspended	Jail or Prison Time > 0	Net Costs > \$0.00	Net Fines > \$0.00	Net Home Incarceration Time	Net Home Incarceration Time Suspended	Net Probation Time Supervised	Net Probation Time Unsupervised	Net Suspended Costs > \$0.00	Net Suspended Fines > \$0.00	Other Conditions
Convicted	198	1 <i>0.51%</i>	60 <i>30.30%</i>	198 <i>100.00%</i>	12 <i>6.06%</i>	1 <i>0.51%</i>			61 <i>30.81%</i>				60 <i>30.30%</i>
	198	1	60	198	12	1			61				60

**27A.460 (2) Percentages of fines, imprisonment, or other penalty assessment;**

\* Percentages are based on total sentence records per category (convicted, acquitted...etc)

\* There can be multiple sentence conditions to a single charge.

**Plea Type**

27A.460 - (5), (6)		GUILTY	NOT GUILTY	UNKNOWN PLEA TYPE	TOTAL
Felony Charges	Original_Plea	19 <i>5.60%</i>	190 <i>56.05%</i>	130 <i>38.35%</i>	339 <i>100.00%</i>
	Final_Plea	205 <i>60.47%</i>	4 <i>1.18%</i>	130 <i>38.35%</i>	339 <i>100.00%</i>
Felony amended to Non-Felony	Original_Plea	1 <i>25.00%</i>	1 <i>25.00%</i>	2 <i>50.00%</i>	4 <i>100.00%</i>
	Final_Plea	1 <i>25.00%</i>	1 <i>25.00%</i>	2 <i>50.00%</i>	4 <i>100.00%</i>

**27A.460 (5) Percentage of pleas as charges;**

**27A.460 (6) Percentage of pleas to reduce charges;**

**ADMINISTRATIVE OFFICE OF THE COURTS**

Research & Statistics

**Annual Report FY 2018**

**Circuit Court - "Felony" Criminal Cases**

**CASEY**

Cases can have multiple charges which are heard either by a court trial, jury trial, no trial or by a combination of trial types. Depending upon the seriousness of the offense and the consequences of a guilty verdict, defendants in criminal cases have the constitutional right to a jury of their peers. In a jury trial, the Judge decides questions of law, and the jury decides whether the defendant is guilty or not guilty on each of the offense(s) charged. In a court trial, the judge decides questions of law and decides if guilty or not guilty on each offense(s) charges. The cases are categorized by how all the charges within the case were disposed. If all charges were disposed by the same trial type, it's counted in the separate category, otherwise, it's counted within the "Mixed Trial" category. If a charge had a nothing entered or it had "no trial" it's counted in the "No Trial" category.

<b>Cases by Trial Type</b>	<b>27A.460 - (7), (8), (9), (10)</b>	<b>NO TRIAL</b>	<b>Total</b>
Felony Amended Down to Non-Felony		<b>4</b> 100.00%	<b>4</b> 100.00%
Felony Charges		<b>197</b> 100.00%	<b>197</b> 100.00%
Felony Convictions		<b>137</b> 100.00%	<b>137</b> 100.00%

*27A.460 (7) Percentage of disposition to guilty as charged by trial;  
 27A.460 (8) Percentage of those found guilty of lesser charge by trial;  
 27A.460 (9) Percentage of cases where jury trial taken;  
 27A.460 (10) Percentage of trials which are bench (court) trials; and*

**Shock Probation by  
Disposition Type**

	<b>27A.440 (3b)</b>	<b>Denied</b>	<b>Total</b>
0026090 SHOCK PROBATION IN FELONY CONVICTIONS		<b>41</b> 100.00%	<b>41</b> 100.0000%

**27A.440 (3) Cases in which shock probation has been granted:**  
 (b) Extracted data on shock probation shall be placed in the annual report of the Administrative Office of the Courts.

**ADMINISTRATIVE OFFICE OF THE COURTS**

Research & Statistics

**Annual Report FY 2018**

**Circuit Court - "Felony" Criminal Cases**

**CHRISTIAN**

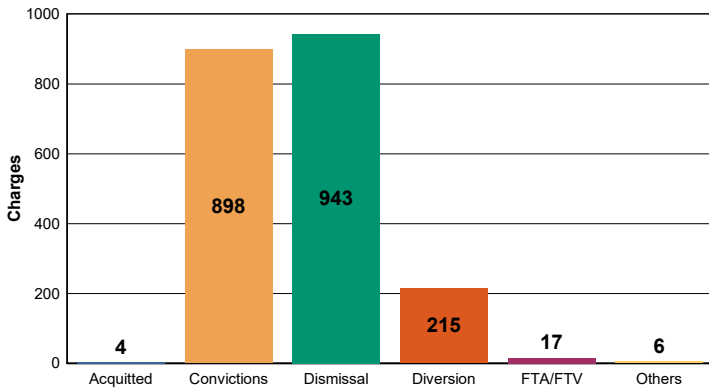
There were 2,083 felony level offenses and 234 non-felony level offenses disposed within 644 circuit criminal cases during the fiscal year. Non-felony offenses include misdemeanor, violation, local ordinance or other level offense(s) within those cases.

	<b>Charges</b>	<b>Cases</b>
<b>Felony</b>	2,083	644
<b>Felony amended to Non-Felony</b>	234	

Of those 2,083 felony offenses, 898 (43.11%) were convicted; 4 were acquitted (0.19%); and 943 (45.27%) were dismissed.

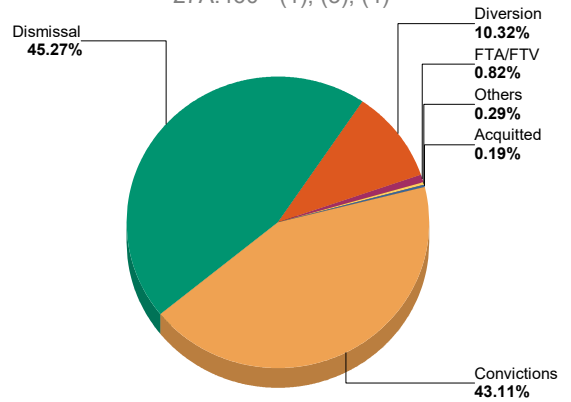
**Felony Charges by Disposition Type**

27A.460 - (1), (3), (4)



**Percent of Charges by Disposition Type**

27A.460 - (1), (3), (4)



**27A.460 (1) Conviction percentages;**

**27A.460 (3) Percentage of acquittals;**

**27A.460(4) Percentage of dismissals;**

\* "Others" disposition type include: Denied, Extradition, Grand Jury, Granted, Hung Jury, Merged, Mistrial, No Action Taken By Grand Jury, Other, Pardon - Prior to Adjudication Only, Peace Bond, Remanded, Set Aside/Voided, Sealed Records, Transfer, Drug Court Transfer, Vacated Judgment

**ADMINISTRATIVE OFFICE OF THE COURTS**

Research & Statistics

**Annual Report FY 2018**

**Circuit Court - "Felony" Criminal Cases**

**CHRISTIAN**

**Sentence Information by Charge Disposition Type**

27A.460 - (2)	Sentence Records	Jail or Prison Conditionally Discharged	Jail or Prison Suspended	Jail or Prison Time > 0	Net Costs > \$0.00	Net Fines > \$0.00	Net Home Incarceration Time	Net Home Incarceration Time Suspended	Net Probation Time Supervised	Net Probation Time Unsupervised	Net Suspended Costs > \$0.00	Net Suspended Fines > \$0.00	Other Conditions
Convicted	867	2 0.23%	255 29.41%	865 99.77%	199 22.95%	8 0.92%	4 0.46%		179 20.65%	5 0.58%			37 4.27%
Dismissed	31		14 45.16%	15 48.39%	15 48.39%				14 45.16%				4 12.90%
Diverted	44				44 100.00%								3 6.82%
Others	3		3 100.00%	3 100.00%	2 66.67%				3 100.00%				1 33.33%
	945	2	272	883	260	8	4		196	5			45

**27A.460 (2) Percentages of fines, imprisonment, or other penalty assessment;**

\* Percentages are based on total sentence records per category (convicted, acquitted...etc)

\* There can be multiple sentence conditions to a single charge.

**Plea Type**

**27A.460 - (5), (6)**

		GUILTY	NOT GUILTY	UNKNOWN PLEA TYPE	TOTAL
Felony Charges	Original_Plea	79 3.79%	1,810 86.89%	194 9.31%	2,083 100.00%
	Final_Plea	1,077 51.70%	812 38.98%	194 9.31%	2,083 100.00%
Felony amended to Non-Felony	Original_Plea	-	193 82.48%	41 17.52%	234 100.00%
	Final_Plea	1 0.43%	192 82.05%	41 17.52%	234 100.00%

**27A.460 (5) Percentage of pleas as charges;**

**27A.460 (6) Percentage of pleas to reduce charges;**



**ADMINISTRATIVE OFFICE OF THE COURTS**

Research & Statistics

**Annual Report FY 2018**

**Circuit Court - "Felony" Criminal Cases**

**CHRISTIAN**

Cases can have multiple charges which are heard either by a court trial, jury trial, no trial or by a combination of trial types. Depending upon the seriousness of the offense and the consequences of a guilty verdict, defendants in criminal cases have the constitutional right to a jury of their peers. In a jury trial, the Judge decides questions of law, and the jury decides whether the defendant is guilty or not guilty on each of the offense(s) charged. In a court trial, the judge decides questions of law and decides if guilty or not guilty on each offense(s) charges. The cases are categorized by how all the charges within the case were disposed. If all charges were disposed by the same trial type, it's counted in the separate category, otherwise, it's counted within the "Mixed Trial" category. If a charge had a nothing entered or it had "no trial" it's counted in the "No Trial" category.

<b>Cases by Trial Type</b>	<b>27A.460 - (7), (8), (9), (10)</b>	<b>COURT TRIAL</b>	<b>JURY TRIAL</b>	<b>NO TRIAL</b>	<b>Total</b>
Felony Amended Down to Non-Felony		-	-	<b>83</b> 100.00%	<b>83</b> 100.00%
Felony Charges		<b>1</b> 0.16%	<b>3</b> 0.47%	<b>640</b> 99.38%	<b>644</b> 100.00%
Felony Convictions		<b>1</b> 0.26%	<b>2</b> 0.53%	<b>377</b> 99.21%	<b>380</b> 100.00%

*27A.460 (7) Percentage of disposition to guilty as charged by trial;  
 27A.460 (8) Percentage of those found guilty of lesser charge by trial;  
 27A.460 (9) Percentage of cases where jury trial taken;  
 27A.460 (10) Percentage of trials which are bench (court) trials; and*

**Shock Probation by  
Disposition Type**

	<b>27A.440 (3b)</b>	<b>Denied</b>	<b>Granted</b>	<b>Total</b>
0026090 SHOCK PROBATION IN FELONY CONVICTIONS		<b>53</b> 41.73%	<b>74</b> 58.27%	<b>127</b> 100.0000%

**27A.440 (3) Cases in which shock probation has been granted:**  
 (b) Extracted data on shock probation shall be placed in the annual report of the Administrative Office of the Courts.

**ADMINISTRATIVE OFFICE OF THE COURTS**

Research & Statistics

**Annual Report FY 2018**

**Circuit Court - "Felony" Criminal Cases**

**CHRISTIAN**

**Youthful Offenders**

Note: Per statute 635.020 (7) If a person who is eighteen (18) or older and before the court is charged with a felony that occurred prior to his eighteenth birthday, the court shall, upon motion of the county attorney made prior to adjudication, and after the county attorney has consulted with the Commonwealth's attorney, that the child be proceeded against as a youthful offender, proceed in accordance with the provisions of KRS 640.010.

The youthful offender data is pulled by looking at the circuit criminal cases with defendant's age calculated from date of birth to the case filing date, which is under 18, however, those eighteen(18) or older may not be accounted.

There were 1 felony level offenses and 0 non-felony level offenses disposed within 1 circuit criminal cases during the fiscal year. Non-felony offenses include misdemeanor, violation, local ordinance or other level offense(s) within those cases.

27A.460 - (11)	Charges	Cases
Felony	1	1
Felony amended to Non-Felony	-	

**27A.460 (11) The number of juvenile offenders tried as an adult.**

Of the 1 felony level offenses disposed within the youthful offender cases, (%) charges were convicted.

Youthful Offender	Diversion	Total
Felony Charges by Disposition Type	1 100.00%	1 100.00%

**ADMINISTRATIVE OFFICE OF THE COURTS**

Research & Statistics

**Annual Report FY 2018**

**Circuit Court - "Felony" Criminal Cases**

**CLARK**

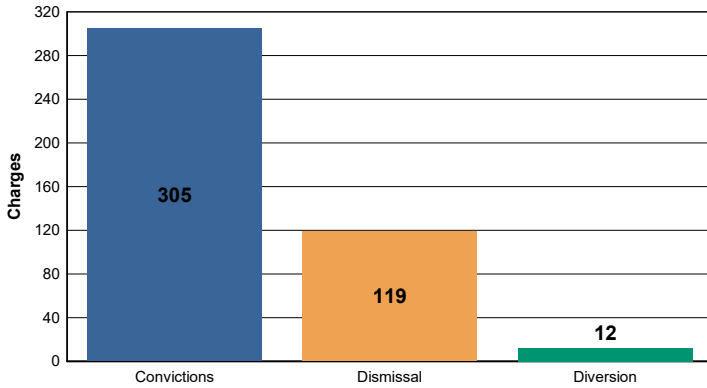
There were 436 felony level offenses and 16 non-felony level offenses disposed within 206 circuit criminal cases during the fiscal year. Non-felony offenses include misdemeanor, violation, local ordinance or other level offense(s) within those cases.

	<b>Charges</b>	<b>Cases</b>
<b>Felony</b>	436	206
<b>Felony amended to Non-Felony</b>	16	

Of those 436 felony offenses, 305 (69.95%) were convicted; were acquitted (%); and 119 (27.29%) were dismissed.

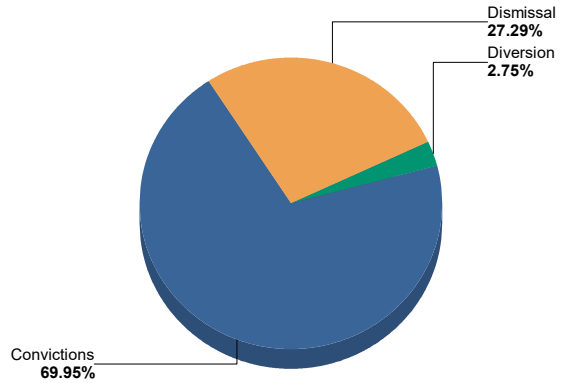
**Felony Charges by Disposition Type**

27A.460 - (1), (3), (4)



**Percent of Charges by Disposition Type**

27A.460 - (1), (3), (4)



**27A.460 (1) Conviction percentages;**

**27A.460 (3) Percentage of acquittals;**

**27A.460(4) Percentage of dismissals;**

\* "Others" disposition type include: Denied, Extradition, Grand Jury, Granted, Hung Jury, Merged, Mistrial, No Action Taken By Grand Jury, Other, Pardon - Prior to Adjudication Only, Peace Bond, Remanded, Set Aside/Voided, Sealed Records, Transfer, Drug Court Transfer, Vacated Judgment

**ADMINISTRATIVE OFFICE OF THE COURTS**

Research & Statistics

**Annual Report FY 2018**

**Circuit Court - "Felony" Criminal Cases**

**CLARK**

**Sentence Information by Charge Disposition Type**

27A.460 - (2)	Sentence Records	Jail or Prison Conditionally Discharged	Jail or Prison Suspended	Jail or Prison Time > 0	Net Costs > \$0.00	Net Fines > \$0.00	Net Home Incarceration Time	Net Home Incarceration Time Suspended	Net Probation Time Supervised	Net Probation Time Unsupervised	Net Suspended Costs > \$0.00	Net Suspended Fines > \$0.00	Other Conditions
Convicted	305	128 41.97%	305 100.00%	89 29.18%	2 0.66%			109 35.74%	7 2.30%	1 0.33%		28 9.18%	
Dismissed	1			1 100.00%									
Diverted	7	1 14.29%	1 14.29%	6 85.71%	1 14.29%								2 28.57%
	313	129	306	96	3			109	7	1		30	

27A.460 (2) Percentages of fines, imprisonment, or other penalty assessment;

\* Percentages are based on total sentence records per category (convicted, acquitted...etc)

\* There can be multiple sentence conditions to a single charge.

**Plea Type**

Plea Type	27A.460 - (5), (6)	GUILTY	NOT GUILTY	UNKNOWN PLEA TYPE	TOTAL
Felony Charges	Original_Plea	11 2.52%	355 81.42%	70 16.06%	436 100.00%
	Final_Plea	306 70.18%	60 13.76%	70 16.06%	436 100.00%
Felony amended to Non-Felony	Original_Plea	-	15 93.75%	1 6.25%	16 100.00%
	Final_Plea	1 6.25%	14 87.50%	1 6.25%	16 100.00%

27A.460 (5) Percentage of pleas as charges;

27A.460 (6) Percentage of pleas to reduce charges;

**ADMINISTRATIVE OFFICE OF THE COURTS**

Research & Statistics

**Annual Report FY 2018**

**Circuit Court - "Felony" Criminal Cases**

**CLARK**

Cases can have multiple charges which are heard either by a court trial, jury trial, no trial or by a combination of trial types. Depending upon the seriousness of the offense and the consequences of a guilty verdict, defendants in criminal cases have the constitutional right to a jury of their peers. In a jury trial, the Judge decides questions of law, and the jury decides whether the defendant is guilty or not guilty on each of the offense(s) charged. In a court trial, the judge decides questions of law and decides if guilty or not guilty on each offense(s) charges. The cases are categorized by how all the charges within the case were disposed. If all charges were disposed by the same trial type, it's counted in the separate category, otherwise, it's counted within the "Mixed Trial" category. If a charge had a nothing entered or it had "no trial" it's counted in the "No Trial" category.

<b>Cases by Trial Type</b>	<b>27A.460 - (7), (8), (9), (10)</b>	<b>NO TRIAL</b>	<b>Total</b>
Felony Amended Down to Non-Felony		<b>6</b> 100.00%	<b>6</b> 100.00%
Felony Charges		<b>206</b> 100.00%	<b>206</b> 100.00%
Felony Convictions		<b>173</b> 100.00%	<b>173</b> 100.00%

*27A.460 (7) Percentage of disposition to guilty as charged by trial;  
 27A.460 (8) Percentage of those found guilty of lesser charge by trial;  
 27A.460 (9) Percentage of cases where jury trial taken;  
 27A.460 (10) Percentage of trials which are bench (court) trials; and*

**Shock Probation by  
Disposition Type**

	<b>27A.440 (3b)</b>	<b>Denied</b>	<b>Granted</b>	<b>Total</b>
0026090 SHOCK PROBATION IN FELONY CONVICTIONS		<b>29</b> 70.73%	<b>12</b> 29.27%	<b>41</b> 100.0000%

**27A.440 (3) Cases in which shock probation has been granted:**  
 (b) Extracted data on shock probation shall be placed in the annual report of the Administrative Office of the Courts.

**ADMINISTRATIVE OFFICE OF THE COURTS**

Research & Statistics

**Annual Report FY 2018**

**Circuit Court - "Felony" Criminal Cases**

**CLAY**

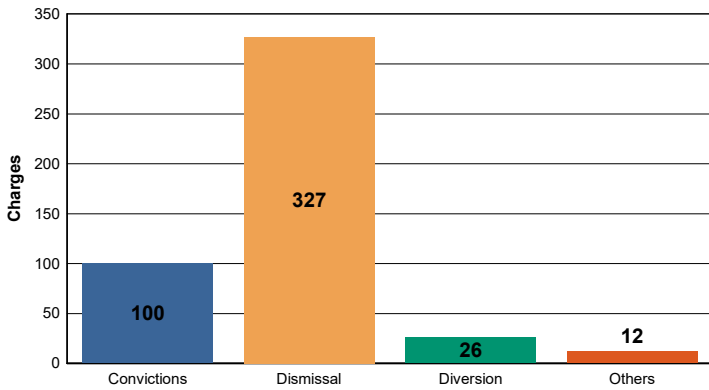
There were 465 felony level offenses and 12 non-felony level offenses disposed within 178 circuit criminal cases during the fiscal year. Non-felony offenses include misdemeanor, violation, local ordinance or other level offense(s) within those cases.

	<b>Charges</b>	<b>Cases</b>
<b>Felony</b>	465	178
<b>Felony amended to Non-Felony</b>	12	

Of those 465 felony offenses, 100 (21.51%) were convicted; were acquitted (%); and 327 (70.32%) were dismissed.

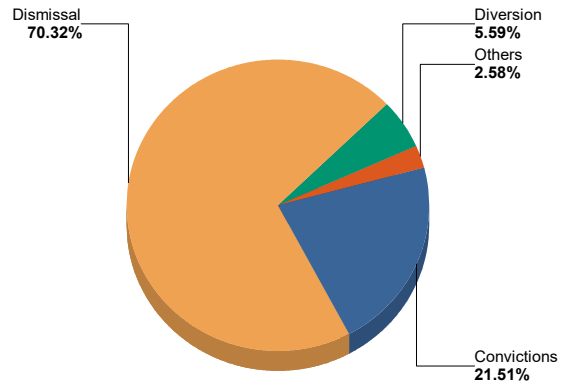
**Felony Charges by Disposition Type**

27A.460 - (1), (3), (4)



**Percent of Charges by Disposition Type**

27A.460 - (1), (3), (4)



**27A.460 (1) Conviction percentages;**

**27A.460 (3) Percentage of acquittals;**

**27A.460(4) Percentage of dismissals;**

\* "Others" disposition type include: Denied, Extradition, Grand Jury, Granted, Hung Jury, Merged, Mistrial, No Action Taken By Grand Jury, Other, Pardon - Prior to Adjudication Only, Peace Bond, Remanded, Set Aside/Voided, Sealed Records, Transfer, Drug Court Transfer, Vacated Judgment

**ADMINISTRATIVE OFFICE OF THE COURTS**

Research & Statistics

**Annual Report FY 2018**

**Circuit Court - "Felony" Criminal Cases**

**CLAY**

**Sentence Information by Charge Disposition Type**

27A.460 - (2)	Sentence Records	Jail or Prison Conditionally Discharged	Jail or Prison Suspended	Jail or Prison Time > 0	Net Costs > \$0.00	Net Fines > \$0.00	Net Home Incarceration Time	Net Home Incarceration Time Suspended	Net Probation Time Supervised	Net Probation Time Unsupervised	Net Suspended Costs > \$0.00	Net Suspended Fines > \$0.00	Other Conditions
Convicted	97	32 32.99%	1 1.03%	97 100.00%	22 22.68%	1 1.03%			31 31.96%				
Dismissed	1				1 100.00%								
Diverted	3				3 100.00%								
Others	3			3 100.00%									
	<b>104</b>	<b>32</b>	<b>1</b>	<b>100</b>	<b>26</b>	<b>1</b>			<b>31</b>				

**27A.460 (2) Percentages of fines, imprisonment, or other penalty assessment;**

\* Percentages are based on total sentence records per category (convicted, acquitted...etc)

\* There can be multiple sentence conditions to a single charge.

**Plea Type**

27A.460 - (5), (6)		UNKNOWN PLEA TYPE	TOTAL
Felony Charges	Original_Plea	465 100.00%	465 100.00%
	Final_Plea	465 100.00%	465 100.00%
Felony amended to Non-Felony	Original_Plea	12 100.00%	12 100.00%
	Final_Plea	12 100.00%	12 100.00%

**27A.460 (5) Percentage of pleas as charges;**

**27A.460 (6) Percentage of pleas to reduce charges;**

**ADMINISTRATIVE OFFICE OF THE COURTS**

Research & Statistics

**Annual Report FY 2018**

**Circuit Court - "Felony" Criminal Cases**

**CLAY**

Cases can have multiple charges which are heard either by a court trial, jury trial, no trial or by a combination of trial types. Depending upon the seriousness of the offense and the consequences of a guilty verdict, defendants in criminal cases have the constitutional right to a jury of their peers. In a jury trial, the Judge decides questions of law, and the jury decides whether the defendant is guilty or not guilty on each of the offense(s) charged. In a court trial, the judge decides questions of law and decides if guilty or not guilty on each offense(s) charges. The cases are categorized by how all the charges within the case were disposed. If all charges were disposed by the same trial type, it's counted in the separate category, otherwise, it's counted within the "Mixed Trial" category. If a charge had a nothing entered or it had "no trial" it's counted in the "No Trial" category.

<b>Cases by Trial Type</b>	<b>27A.460 - (7), (8), (9), (10)</b>	<b>NO TRIAL</b>	<b>Total</b>
Felony Amended Down to Non-Felony		<b>12</b> 100.00%	<b>12</b> 100.00%
Felony Charges		<b>178</b> 100.00%	<b>178</b> 100.00%
Felony Convictions		<b>78</b> 100.00%	<b>78</b> 100.00%

*27A.460 (7) Percentage of disposition to guilty as charged by trial;  
 27A.460 (8) Percentage of those found guilty of lesser charge by trial;  
 27A.460 (9) Percentage of cases where jury trial taken;  
 27A.460 (10) Percentage of trials which are bench (court) trials; and*



**ADMINISTRATIVE OFFICE OF THE COURTS**

Research & Statistics

**Annual Report FY 2018**

**Circuit Court - "Felony" Criminal Cases**

**CLINTON**

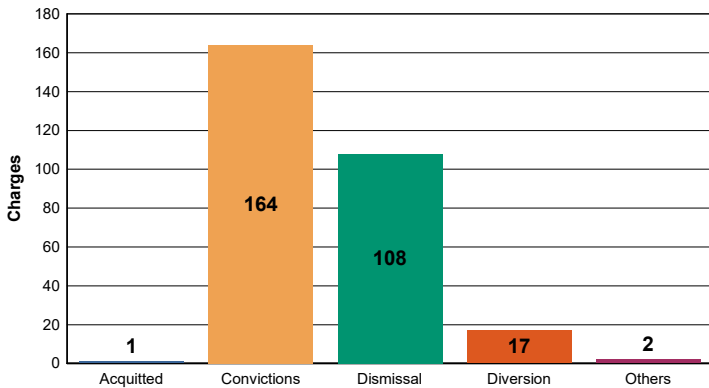
There were 292 felony level offenses and 11 non-felony level offenses disposed within 139 circuit criminal cases during the fiscal year. Non-felony offenses include misdemeanor, violation, local ordinance or other level offense(s) within those cases.

	<b>Charges</b>	<b>Cases</b>
<b>Felony</b>	292	139
<b>Felony amended to Non-Felony</b>	11	

Of those 292 felony offenses, 164 (56.16%) were convicted; 1 were acquitted (0.34%); and 108 (36.99%) were dismissed.

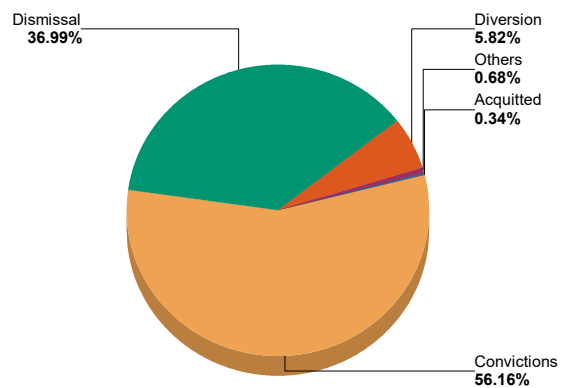
**Felony Charges by Disposition Type**

27A.460 - (1), (3), (4)



**Percent of Charges by Disposition Type**

27A.460 - (1), (3), (4)



**27A.460 (1) Conviction percentages;**

**27A.460 (3) Percentage of acquittals;**

**27A.460(4) Percentage of dismissals;**

\* "Others" disposition type include: Denied, Extradition, Grand Jury, Granted, Hung Jury, Merged, Mistrial, No Action Taken By Grand Jury, Other, Pardon - Prior to Adjudication Only, Peace Bond, Remanded, Set Aside/Voided, Sealed Records, Transfer, Drug Court Transfer, Vacated Judgment

**ADMINISTRATIVE OFFICE OF THE COURTS**

Research & Statistics

**Annual Report FY 2018**

**Circuit Court - "Felony" Criminal Cases**

**CLINTON**

**Sentence Information by Charge Disposition Type**

27A.460 - (2)	Sentence Records	Jail or Prison Conditionally Discharged	Jail or Prison Suspended	Jail or Prison Time > 0	Net Costs > \$0.00	Net Fines > \$0.00	Net Home Incarceration Time	Net Home Incarceration Time Suspended	Net Probation Time Supervised	Net Probation Time Unsupervised	Net Suspended Costs > \$0.00	Net Suspended Fines > \$0.00	Other Conditions
Convicted	146	-	64	145	38	7	1	-	59	-	-	-	19
			43.84%	99.32%	26.03%	4.79%	0.68%		40.41%				13.01%
Dismissed	1	-	1	1	-	-	-	-	1	-	-	-	-
			100.00%	100.00%					100.00%				
Diverted	10	2	7	9	5	-	-	-	5	2	-	-	2
		20.00%	70.00%	90.00%	50.00%				50.00%	20.00%			20.00%
	157	2	72	155	43	7	1	-	65	2	-	-	21

27A.460 (2) Percentages of fines, imprisonment, or other penalty assessment;

\* Percentages are based on total sentence records per category (convicted, acquitted...etc)

\* There can be multiple sentence conditions to a single charge.

**Plea Type**

Plea Type	27A.460 - (5), (6)	GUILTY	NOT GUILTY	UNKNOWN PLEA TYPE	TOTAL
Felony Charges	Original_Plea	-	156	136	292
		0.00%	53.42%	46.58%	100.00%
	Final_Plea	154	2	136	292
		52.74%	0.68%	46.58%	100.00%
Felony amended to Non-Felony	Original_Plea	-	-	11	11
		0.00%	0.00%	100.00%	100.00%
	Final_Plea	-	-	11	11
		0.00%	0.00%	100.00%	100.00%

27A.460 (5) Percentage of pleas as charges;

27A.460 (6) Percentage of pleas to reduce charges;

**ADMINISTRATIVE OFFICE OF THE COURTS**

Research & Statistics

**Annual Report FY 2018**

**Circuit Court - "Felony" Criminal Cases**

**CLINTON**

Cases can have multiple charges which are heard either by a court trial, jury trial, no trial or by a combination of trial types. Depending upon the seriousness of the offense and the consequences of a guilty verdict, defendants in criminal cases have the constitutional right to a jury of their peers. In a jury trial, the Judge decides questions of law, and the jury decides whether the defendant is guilty or not guilty on each of the offense(s) charged. In a court trial, the judge decides questions of law and decides if guilty or not guilty on each offense(s) charges. The cases are categorized by how all the charges within the case were disposed. If all charges were disposed by the same trial type, it's counted in the separate category, otherwise, it's counted within the "Mixed Trial" category. If a charge had a nothing entered or it had "no trial" it's counted in the "No Trial" category.

<b>Cases by Trial Type</b>	<b>27A.460 - (7), (8), (9), (10)</b>	<b>JURY TRIAL</b>	<b>NO TRIAL</b>	<b>Total</b>
Felony Amended Down to Non-Felony		-	11 100.00%	11 100.00%
Felony Charges		1 0.72%	138 99.28%	139 100.00%
Felony Convictions		-	95 100.00%	95 100.00%

*27A.460 (7) Percentage of disposition to guilty as charged by trial;  
 27A.460 (8) Percentage of those found guilty of lesser charge by trial;  
 27A.460 (9) Percentage of cases where jury trial taken;  
 27A.460 (10) Percentage of trials which are bench (court) trials; and*

**Shock Probation by  
Disposition Type**

	<b>27A.440 (3b)</b>	<b>Denied</b>	<b>Granted</b>	<b>Total</b>
0026090 SHOCK PROBATION IN FELONY CONVICTIONS		10 76.92%	3 23.08%	13 100.0000%

**27A.440 (3) Cases in which shock probation has been granted:**  
 (b) Extracted data on shock probation shall be placed in the annual report of the Administrative Office of the Courts.

**ADMINISTRATIVE OFFICE OF THE COURTS**

Research & Statistics

**Annual Report FY 2018**

**Circuit Court - "Felony" Criminal Cases**

**CLINTON**

**Youthful Offenders**

Note: Per statute 635.020 (7) If a person who is eighteen (18) or older and before the court is charged with a felony that occurred prior to his eighteenth birthday, the court shall, upon motion of the county attorney made prior to adjudication, and after the county attorney has consulted with the Commonwealth's attorney, that the child be proceeded against as a youthful offender, proceed in accordance with the provisions of KRS 640.010.

The youthful offender data is pulled by looking at the circuit criminal cases with defendant's age calculated from date of birth to the case filing date, which is under 18, however, those eighteen(18) or older may not be accounted.

There were 2 felony level offenses and 1 non-felony level offenses disposed within 1 circuit criminal cases during the fiscal year. Non-felony offenses include misdemeanor, violation, local ordinance or other level offense(s) within those cases.

<b>27A.460 - (11)</b>		<b>Charges</b>	<b>Cases</b>
<b>Felony</b>		2	1
<b>Felony amended to Non-Felony</b>		1	

**27A.460 (11) The number of juvenile offenders tried as an adult.**

Of the 2 felony level offenses disposed within the youthful offender cases, (%) charges were convicted.

<b>Youthful Offender</b>	<b>Diversion</b>	<b>Total</b>
<b>Felony Charges by Disposition Type</b>	<b>2</b> 100.00%	<b>2</b> 100.00%

**ADMINISTRATIVE OFFICE OF THE COURTS**

Research & Statistics

**Annual Report FY 2018**

**Circuit Court - "Felony" Criminal Cases**

**CRITTENDEN**

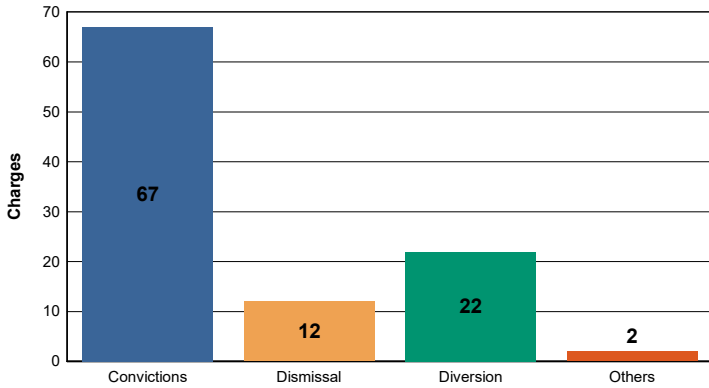
There were 103 felony level offenses and 0 non-felony level offenses disposed within 74 circuit criminal cases during the fiscal year. Non-felony offenses include misdemeanor, violation, local ordinance or other level offense(s) within those cases.

	<b>Charges</b>	<b>Cases</b>
<b>Felony</b>	103	74
<b>Felony amended to Non-Felony</b>	0	

Of those 103 felony offenses, 67 (65.05%) were convicted; were acquitted (%); and 12 (11.65%) were dismissed.

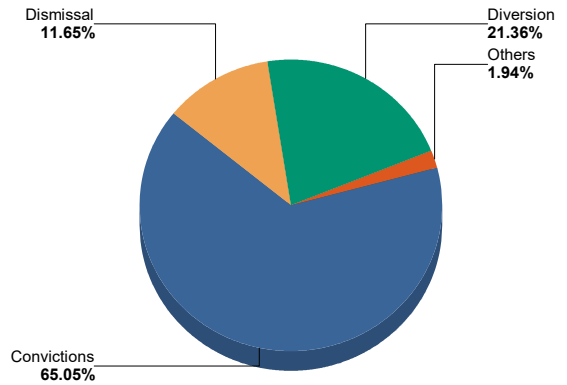
**Felony Charges by Disposition Type**

27A.460 - (1), (3), (4)



**Percent of Charges by Disposition Type**

27A.460 - (1), (3), (4)



**27A.460 (1) Conviction percentages;**

**27A.460 (3) Percentage of acquittals;**

**27A.460(4) Percentage of dismissals;**

\* "Others" disposition type include: Denied, Extradition, Grand Jury, Granted, Hung Jury, Merged, Mistrial, No Action Taken By Grand Jury, Other, Pardon - Prior to Adjudication Only, Peace Bond, Remanded, Set Aside/Voided, Sealed Records, Transfer, Drug Court Transfer, Vacated Judgment

**ADMINISTRATIVE OFFICE OF THE COURTS**

Research & Statistics

**Annual Report FY 2018**

**Circuit Court - "Felony" Criminal Cases**

**CRITTENDEN**

**Sentence Information by Charge Disposition Type**

27A.460 - (2)	Sentence Records	Jail or Prison Conditionally Discharged	Jail or Prison Suspended	Jail or Prison Time > 0	Net Costs > \$0.00	Net Fines > \$0.00	Net Home Incarceration Time	Net Home Incarceration Time Suspended	Net Probation Time Supervised	Net Probation Time Unsupervised	Net Suspended Costs > \$0.00	Net Suspended Fines > \$0.00	Other Conditions
Convicted	67	3 4.48%	14 20.90%	67 100.00%	42 62.69%	1 1.49%			17 25.37%				10 14.93%
Dismissed	3			1 33.33%	2 66.67%								1 33.33%
Diverted	13			1 7.69%	11 84.62%								4 30.77%
Others	2		1 50.00%	2 100.00%	2 100.00%				1 50.00%				
	85	3	15	71	57	1			18				15

**27A.460 (2) Percentages of fines, imprisonment, or other penalty assessment;**

\* Percentages are based on total sentence records per category (convicted, acquitted...etc)

\* There can be multiple sentence conditions to a single charge.

**Plea Type**

**27A.460 - (5), (6)**

		UNKNOWN PLEA TYPE	TOTAL
Felony Charges	Original_Plea	103 100.00%	103 100.00%
	Final_Plea	103 100.00%	103 100.00%

**27A.460 (5) Percentage of pleas as charges;**

**27A.460 (6) Percentage of pleas to reduce charges;**

**ADMINISTRATIVE OFFICE OF THE COURTS**

Research & Statistics

**Annual Report FY 2018**

**Circuit Court - "Felony" Criminal Cases**

**CRITTENDEN**

Cases can have multiple charges which are heard either by a court trial, jury trial, no trial or by a combination of trial types. Depending upon the seriousness of the offense and the consequences of a guilty verdict, defendants in criminal cases have the constitutional right to a jury of their peers. In a jury trial, the Judge decides questions of law, and the jury decides whether the defendant is guilty or not guilty on each of the offense(s) charged. In a court trial, the judge decides questions of law and decides if guilty or not guilty on each offense(s) charges. The cases are categorized by how all the charges within the case were disposed. If all charges were disposed by the same trial type, it's counted in the separate category, otherwise, it's counted within the "Mixed Trial" category. If a charge had a nothing entered or it had "no trial" it's counted in the "No Trial" category.

<b>Cases by Trial Type</b>	<b>27A.460 - (7), (8), (9), (10)</b>	<b>NO TRIAL</b>	<b>Total</b>
Felony Charges		<b>74</b> 100.00%	<b>74</b> 100.00%
Felony Convictions		<b>48</b> 100.00%	<b>48</b> 100.00%

27A.460 (7) Percentage of disposition to guilty as charged by trial;  
 27A.460 (8) Percentage of those found guilty of lesser charge by trial;  
 27A.460 (9) Percentage of cases where jury trial taken;  
 27A.460 (10) Percentage of trials which are bench (court) trials; and

**Shock Probation by  
Disposition Type**

	<b>27A.440 (3b)</b>	<b>Denied</b>	<b>Granted</b>	<b>Total</b>
0026090 SHOCK PROBATION IN FELONY CONVICTIONS		<b>13</b> 39.39%	<b>20</b> 60.61%	<b>33</b> 100.0000%

27A.440 (3) Cases in which shock probation has been granted:  
 (b) Extracted data on shock probation shall be placed in the annual report of the Administrative Office of the Courts.

**ADMINISTRATIVE OFFICE OF THE COURTS**

Research & Statistics

**Annual Report FY 2018**

**Circuit Court - "Felony" Criminal Cases**

**CUMBERLAND**

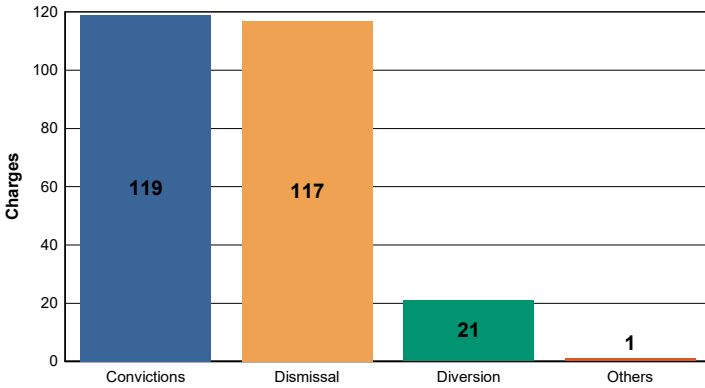
There were 258 felony level offenses and 3 non-felony level offenses disposed within 117 circuit criminal cases during the fiscal year. Non-felony offenses include misdemeanor, violation, local ordinance or other level offense(s) within those cases.

	<b>Charges</b>	<b>Cases</b>
<b>Felony</b>	258	117
<b>Felony amended to Non-Felony</b>	3	

Of those 258 felony offenses, 119 (46.12%) were convicted; were acquitted (%); and 117 (45.35%) were dismissed.

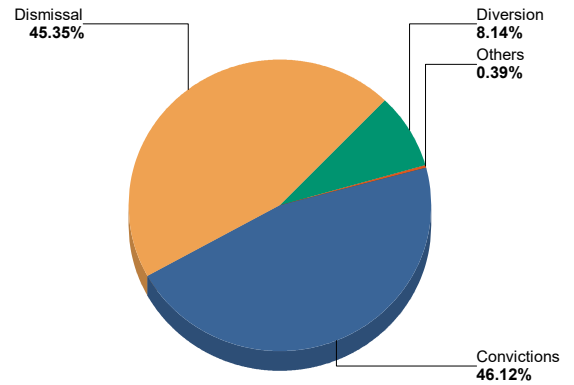
**Felony Charges by Disposition Type**

27A.460 - (1), (3), (4)



**Percent of Charges by Disposition Type**

27A.460 - (1), (3), (4)



**27A.460 (1) Conviction percentages;**

**27A.460 (3) Percentage of acquittals;**

**27A.460(4) Percentage of dismissals;**

\* "Others" disposition type include: Denied, Extradition, Grand Jury, Granted, Hung Jury, Merged, Mistrial, No Action Taken By Grand Jury, Other, Pardon - Prior to Adjudication Only, Peace Bond, Remanded, Set Aside/Voided, Sealed Records, Transfer, Drug Court Transfer, Vacated Judgment



**ADMINISTRATIVE OFFICE OF THE COURTS**

Research & Statistics

**Annual Report FY 2018**

**Circuit Court - "Felony" Criminal Cases**

**CUMBERLAND**

**Sentence Information by Charge Disposition Type**

27A.460 - (2)	Sentence Records	Jail or Prison Conditionally Discharged	Jail or Prison Suspended	Jail or Prison Time > 0	Net Costs > \$0.00	Net Fines > \$0.00	Net Home Incarceration Time	Net Home Incarceration Time Suspended	Net Probation Time Supervised	Net Probation Time Unsupervised	Net Suspended Costs > \$0.00	Net Suspended Fines > \$0.00	Other Conditions
Convicted	110	81 73.64%		110 100.00%	23 20.91%	1 0.91%			81 73.64%				99 90.00%
Dismissed	3	3 100.00%		3 100.00%					3 100.00%				3 100.00%
Diverted	21	21 100.00%		21 100.00%	5 23.81%	2 9.52%			19 90.48%	2 9.52%			21 100.00%
	<b>134</b>	<b>105</b>		<b>134</b>	<b>28</b>	<b>3</b>			<b>103</b>	<b>2</b>			<b>123</b>

27A.460 (2) Percentages of fines, imprisonment, or other penalty assessment;

\* Percentages are based on total sentence records per category (convicted, acquitted...etc)

\* There can be multiple sentence conditions to a single charge.

**Plea Type**

27A.460 - (5), (6)

		GUILTY	NOT GUILTY	UNKNOWN PLEA TYPE	TOTAL
Felony Charges	Original_Plea	-	113 43.80%	145 56.20%	258 100.00%
	Final_Plea	110 42.64%	3 1.16%	145 56.20%	258 100.00%
Felony amended to Non-Felony	Original_Plea	-	2 66.67%	1 33.33%	3 100.00%
	Final_Plea	-	2 66.67%	1 33.33%	3 100.00%

27A.460 (5) Percentage of pleas as charges;

27A.460 (6) Percentage of pleas to reduce charges;

**ADMINISTRATIVE OFFICE OF THE COURTS**

Research & Statistics

**Annual Report FY 2018**

**Circuit Court - "Felony" Criminal Cases**

**CUMBERLAND**

Cases can have multiple charges which are heard either by a court trial, jury trial, no trial or by a combination of trial types. Depending upon the seriousness of the offense and the consequences of a guilty verdict, defendants in criminal cases have the constitutional right to a jury of their peers. In a jury trial, the Judge decides questions of law, and the jury decides whether the defendant is guilty or not guilty on each of the offense(s) charged. In a court trial, the judge decides questions of law and decides if guilty or not guilty on each offense(s) charges. The cases are categorized by how all the charges within the case were disposed. If all charges were disposed by the same trial type, it's counted in the separate category, otherwise, it's counted within the "Mixed Trial" category. If a charge had a nothing entered or it had "no trial" it's counted in the "No Trial" category.

<b>Cases by Trial Type</b>	<b>27A.460 - (7), (8), (9), (10)</b>	<b>JURY TRIAL</b>	<b>NO TRIAL</b>	<b>Total</b>
Felony Amended Down to Non-Felony		<b>1</b> 50.00%	<b>1</b> 50.00%	<b>2</b> 100.00%
Felony Charges		<b>3</b> 2.56%	<b>114</b> 97.44%	<b>117</b> 100.00%
Felony Convictions		<b>3</b> 4.62%	<b>62</b> 95.38%	<b>65</b> 100.00%

*27A.460 (7) Percentage of disposition to guilty as charged by trial;  
 27A.460 (8) Percentage of those found guilty of lesser charge by trial;  
 27A.460 (9) Percentage of cases where jury trial taken;  
 27A.460 (10) Percentage of trials which are bench (court) trials; and*

**Shock Probation by  
Disposition Type**

	<b>27A.440 (3b)</b>	<b>Denied</b>	<b>Granted</b>	<b>Total</b>
0026090 SHOCK PROBATION IN FELONY CONVICTIONS		<b>11</b> 64.71%	<b>6</b> 35.29%	<b>17</b> 100.0000%

**27A.440 (3) Cases in which shock probation has been granted:**  
 (b) Extracted data on shock probation shall be placed in the annual report of the Administrative Office of the Courts.

**ADMINISTRATIVE OFFICE OF THE COURTS**

Research & Statistics

**Annual Report FY 2018**

**Circuit Court - "Felony" Criminal Cases**

**DAVISS**

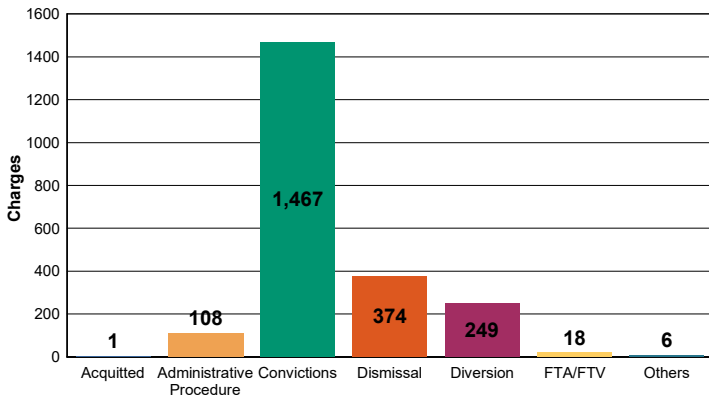
There were 2,223 felony level offenses and 150 non-felony level offenses disposed within 1,327 circuit criminal cases during the fiscal year. Non-felony offenses include misdemeanor, violation, local ordinance or other level offense(s) within those cases.

	<b>Charges</b>	<b>Cases</b>
<b>Felony</b>	2,223	1,327
<b>Felony amended to Non-Felony</b>	150	

Of those 2,223 felony offenses, 1,467 (65.99%) were convicted; 1 were acquitted (0.04%); and 374 (16.82%) were dismissed.

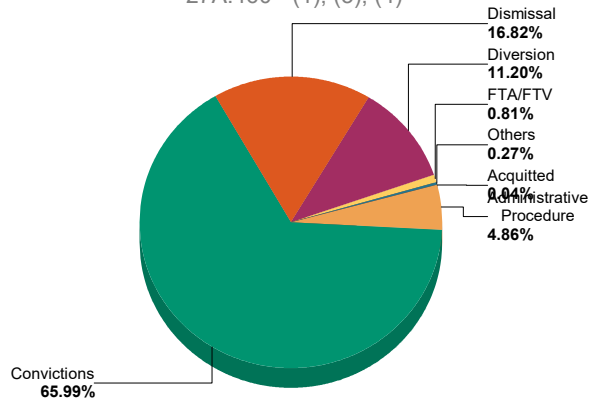
**Felony Charges by Disposition Type**

27A.460 - (1), (3), (4)



**Percent of Charges by Disposition Type**

27A.460 - (1), (3), (4)



**27A.460 (1) Conviction percentages;**

**27A.460 (3) Percentage of acquittals;**

**27A.460(4) Percentage of dismissals;**

\* "Others" disposition type include: Denied, Extradition, Grand Jury, Granted, Hung Jury, Merged, Mistrial, No Action Taken By Grand Jury, Other, Pardon - Prior to Adjudication Only, Peace Bond, Remanded, Set Aside/Voided, Sealed Records, Transfer, Drug Court Transfer, Vacated Judgment

**ADMINISTRATIVE OFFICE OF THE COURTS**

Research & Statistics

**Annual Report FY 2018**

**Circuit Court - "Felony" Criminal Cases**

**DAVISS**

**Sentence Information by Charge Disposition Type**

27A.460 - (2)	Sentence Records	Jail or Prison Conditionally Discharged	Jail or Prison Suspended	Jail or Prison Time > 0	Net Costs > \$0.00	Net Fines > \$0.00	Net Home Incarceration Time	Net Home Incarceration Time Suspended	Net Probation Time Supervised	Net Probation Time Unsupervised	Net Suspended Costs > \$0.00	Net Suspended Fines > \$0.00	Other Conditions
AP	5	-	-	5	4	4	-	-	-	-	-	-	2
				100.00%	80.00%	80.00%							40.00%
Convicted	1,440	17	548	1,440	813	666	-	-	535	9	-	-	555
		1.18%	38.06%	100.00%	56.46%	46.25%			37.15%	0.63%			38.54%
Dismissed	11	1	2	4	9	8	-	-	2	-	-	-	2
		9.09%	18.18%	36.36%	81.82%	72.73%			18.18%				18.18%
Others	4	-	1	4	3	1	-	-	1	-	-	-	1
			25.00%	100.00%	75.00%	25.00%			25.00%				25.00%
	1,460	18	551	1,453	829	679	-	-	538	9	-	-	560

**27A.460 (2) Percentages of fines, imprisonment, or other penalty assessment;**

\* Percentages are based on total sentence records per category (convicted, acquitted...etc)

\* There can be multiple sentence conditions to a single charge.

**Plea Type**

27A.460 - (5), (6)

		GUILTY	NOT GUILTY	UNKNOWN PLEA TYPE	TOTAL
Felony Charges	Original_Plea	114 5.13%	1,911 85.96%	198 8.91%	2,223 100.00%
	Final_Plea	1,763 79.31%	262 11.79%	198 8.91%	2,223 100.00%
Felony amended to Non-Felony	Original_Plea	1 0.67%	116 77.33%	33 22.00%	150 100.00%
	Final_Plea	8 5.33%	109 72.67%	33 22.00%	150 100.00%

**27A.460 (5) Percentage of pleas as charges;**

**27A.460 (6) Percentage of pleas to reduce charges;**

**ADMINISTRATIVE OFFICE OF THE COURTS**

Research & Statistics

**Annual Report FY 2018**

**Circuit Court - "Felony" Criminal Cases**

**DAVISS**

Cases can have multiple charges which are heard either by a court trial, jury trial, no trial or by a combination of trial types. Depending upon the seriousness of the offense and the consequences of a guilty verdict, defendants in criminal cases have the constitutional right to a jury of their peers. In a jury trial, the Judge decides questions of law, and the jury decides whether the defendant is guilty or not guilty on each of the offense(s) charged. In a court trial, the judge decides questions of law and decides if guilty or not guilty on each offense(s) charges. The cases are categorized by how all the charges within the case were disposed. If all charges were disposed by the same trial type, it's counted in the separate category, otherwise, it's counted within the "Mixed Trial" category. If a charge had a nothing entered or it had "no trial" it's counted in the "No Trial" category.

<b>Cases by Trial Type</b>	<b>27A.460 - (7), (8), (9), (10)</b>	<b>JURY TRIAL</b>	<b>NO TRIAL</b>	<b>Total</b>
Felony Amended Down to Non-Felony		-	<b>122</b> 100.00%	<b>122</b> 100.00%
Felony Charges		<b>7</b> 0.53%	<b>1,320</b> 99.47%	<b>1,327</b> 100.00%
Felony Convictions		<b>5</b> 0.55%	<b>905</b> 99.45%	<b>910</b> 100.00%

*27A.460 (7) Percentage of disposition to guilty as charged by trial;  
 27A.460 (8) Percentage of those found guilty of lesser charge by trial;  
 27A.460 (9) Percentage of cases where jury trial taken;  
 27A.460 (10) Percentage of trials which are bench (court) trials; and*

**Shock Probation by  
Disposition Type**

	<b>27A.440 (3b)</b>	<b>Granted</b>	<b>Total</b>
0026090 SHOCK PROBATION IN FELONY CONVICTIONS		<b>184</b> 100.00%	<b>184</b> 100.0000%

**27A.440 (3) Cases in which shock probation has been granted:**  
 (b) Extracted data on shock probation shall be placed in the annual report of the Administrative Office of the Courts.

**ADMINISTRATIVE OFFICE OF THE COURTS**

Research & Statistics

**Annual Report FY 2018**

**Circuit Court - "Felony" Criminal Cases**

**DAVISS**

**Youthful Offenders**

Note: Per statute 635.020 (7) If a person who is eighteen (18) or older and before the court is charged with a felony that occurred prior to his eighteenth birthday, the court shall, upon motion of the county attorney made prior to adjudication, and after the county attorney has consulted with the Commonwealth's attorney, that the child be proceeded against as a youthful offender, proceed in accordance with the provisions of KRS 640.010.

The youthful offender data is pulled by looking at the circuit criminal cases with defendant's age calculated from date of birth to the case filing date, which is under 18, however, those eighteen(18) or older may not be accounted.

There were 5 felony level offenses and 0 non-felony level offenses disposed within 3 circuit criminal cases during the fiscal year. Non-felony offenses include misdemeanor, violation, local ordinance or other level offense(s) within those cases.

27A.460 - (11)		Charges	Cases
Felony		5	3
Felony amended to Non-Felony		-	

**27A.460 (11) The number of juvenile offenders tried as an adult.**

Of the 5 felony level offenses disposed within the youthful offender cases, 5 (100.00%) charges were convicted.

Youthful Offender	Convictions	Total
	5 100.00%	5 100.00%

Youthful Offender	GUILTY	Total
	5 100.00%	5 100.00%

ADMINISTRATIVE OFFICE OF THE COURTS

Research & Statistics

Annual Report FY 2018

Circuit Court - "Felony" Criminal Cases

**EDMONSON**

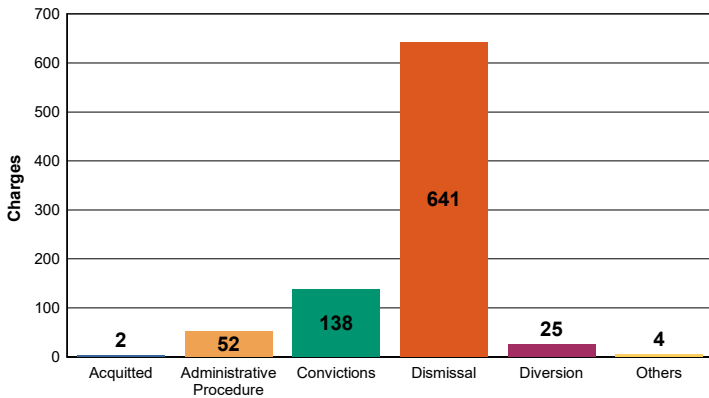
There were 862 felony level offenses and 7 non-felony level offenses disposed within 162 circuit criminal cases during the fiscal year. Non-felony offenses include misdemeanor, violation, local ordinance or other level offense(s) within those cases.

	Charges	Cases
Felony	862	162
Felony amended to Non-Felony	7	

Of those 862 felony offenses, 138 (16.01%) were convicted; 2 were acquitted (0.23%); and 641 (74.36%) were dismissed.

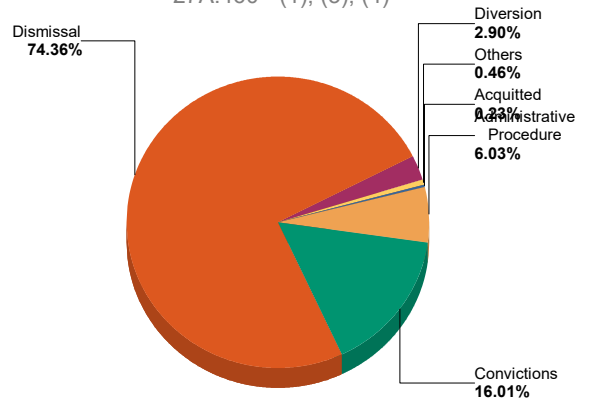
**Felony Charges by Disposition Type**

27A.460 - (1), (3), (4)



**Percent of Charges by Disposition Type**

27A.460 - (1), (3), (4)



**27A.460 (1) Conviction percentages;**

**27A.460 (3) Percentage of acquittals;**

**27A.460(4) Percentage of dismissals;**

\* "Others" disposition type include: Denied, Extradition, Grand Jury, Granted, Hung Jury, Merged, Mistrial, No Action Taken By Grand Jury, Other, Pardon - Prior to Adjudication Only, Peace Bond, Remanded, Set Aside/Voided, Sealed Records, Transfer, Drug Court Transfer, Vacated Judgment

**ADMINISTRATIVE OFFICE OF THE COURTS**

Research & Statistics

**Annual Report FY 2018**

**Circuit Court - "Felony" Criminal Cases**

**EDMONSON**

**Sentence Information by Charge Disposition Type**

27A.460 - (2)	Sentence Records	Jail or Prison Conditionally Discharged	Jail or Prison Suspended	Jail or Prison Time > 0	Net Costs > \$0.00	Net Fines > \$0.00	Net Home Incarceration Time	Net Home Incarceration Time Suspended	Net Probation Time Supervised	Net Probation Time Unsupervised	Net Suspended Costs > \$0.00	Net Suspended Fines > \$0.00	Other Conditions
Convicted	131	2 1.53%	40 30.53%	130 99.24%	28 21.37%	1 0.76%			37 28.24%	5 3.82%			22 16.79%
Dismissed	3		2 66.67%	2 66.67%	1 33.33%				2 66.67%				3 100.00%
Diverted	23	1 4.35%	18 78.26%	19 82.61%	4 17.39%	1 4.35%			10 43.48%	4 17.39%			10 43.48%
Others	2												
	159	3	60	151	33	2			49	9			35

**27A.460 (2) Percentages of fines, imprisonment, or other penalty assessment;**

\* Percentages are based on total sentence records per category (convicted, acquitted...etc)

\* There can be multiple sentence conditions to a single charge.

**Plea Type**

**27A.460 - (5), (6)**

		GUILTY	NOT GUILTY	UNKNOWN PLEA TYPE	TOTAL
Felony Charges	Original_Plea	-	10 1.16%	852 98.84%	862 100.00%
	Final_Plea	2 0.23%	8 0.93%	852 98.84%	862 100.00%
Felony amended to Non-Felony	Original_Plea	-	-	7 100.00%	7 100.00%
	Final_Plea	-	-	7 100.00%	7 100.00%

**27A.460 (5) Percentage of pleas as charges;**

**27A.460 (6) Percentage of pleas to reduce charges;**



**ADMINISTRATIVE OFFICE OF THE COURTS**

Research & Statistics

**Annual Report FY 2018**

**Circuit Court - "Felony" Criminal Cases**

**EDMONSON**

Cases can have multiple charges which are heard either by a court trial, jury trial, no trial or by a combination of trial types. Depending upon the seriousness of the offense and the consequences of a guilty verdict, defendants in criminal cases have the constitutional right to a jury of their peers. In a jury trial, the Judge decides questions of law, and the jury decides whether the defendant is guilty or not guilty on each of the offense(s) charged. In a court trial, the judge decides questions of law and decides if guilty or not guilty on each offense(s) charges. The cases are categorized by how all the charges within the case were disposed. If all charges were disposed by the same trial type, it's counted in the separate category, otherwise, it's counted within the "Mixed Trial" category. If a charge had a nothing entered or it had "no trial" it's counted in the "No Trial" category.

<b>Cases by Trial Type</b>	<b>27A.460 - (7), (8), (9), (10)</b>	<b>JURY TRIAL</b>	<b>NO TRIAL</b>	<b>Total</b>
Felony Amended Down to Non-Felony		-	7 100.00%	7 100.00%
Felony Charges		1 0.62%	162 100.00%	163 100.62%
Felony Convictions		1 1.05%	94 98.95%	95 100.00%

*27A.460 (7) Percentage of disposition to guilty as charged by trial;  
 27A.460 (8) Percentage of those found guilty of lesser charge by trial;  
 27A.460 (9) Percentage of cases where jury trial taken;  
 27A.460 (10) Percentage of trials which are bench (court) trials; and*

**Shock Probation by  
Disposition Type**

	<b>27A.440 (3b)</b>	<b>Denied</b>	<b>Granted</b>	<b>With drawn</b>	<b>Total</b>
0026090 SHOCK PROBATION IN FELONY CONVICTIONS		31 73.81%	10 23.81%	1 2.38%	42 100.0000%

**27A.440 (3) Cases in which shock probation has been granted:**  
 (b) Extracted data on shock probation shall be placed in the annual report of the Administrative Office of the Courts.

ADMINISTRATIVE OFFICE OF THE COURTS

Research & Statistics

Annual Report FY 2018

Circuit Court - "Felony" Criminal Cases

ELLIOTT

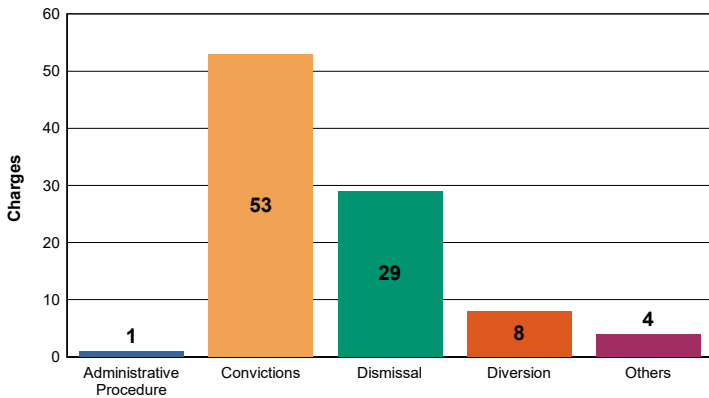
There were 95 felony level offenses and 7 non-felony level offenses disposed within 51 circuit criminal cases during the fiscal year. Non-felony offenses include misdemeanor, violation, local ordinance or other level offense(s) within those cases.

	Charges	Cases
Felony	95	51
Felony amended to Non-Felony	7	

Of those 95 felony offenses, 53 (55.79%) were convicted; were acquitted (%); and 29 (30.53%) were dismissed.

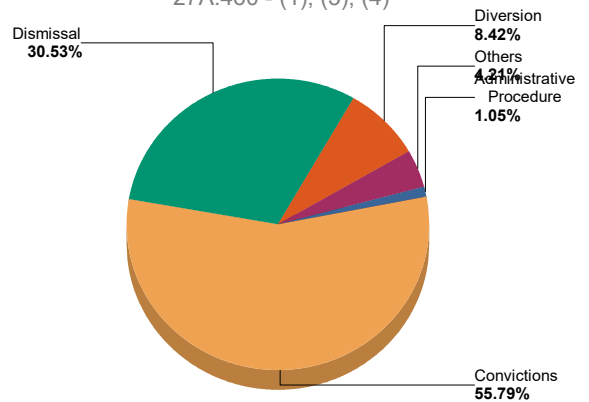
Felony Charges by Disposition Type

27A.460 - (1), (3), (4)



Percent of Charges by Disposition Type

27A.460 - (1), (3), (4)



27A.460 (1) Conviction percentages;

27A.460 (3) Percentage of acquittals;

27A.460(4) Percentage of dismissals;

\* "Others" disposition type include: Denied, Extradition, Grand Jury, Granted, Hung Jury, Merged, Mistrial, No Action Taken By Grand Jury, Other, Pardon - Prior to Adjudication Only, Peace Bond, Remanded, Set Aside/Voided, Sealed Records, Transfer, Drug Court Transfer, Vacated Judgment

**ADMINISTRATIVE OFFICE OF THE COURTS**

Research & Statistics

**Annual Report FY 2018**

**Circuit Court - "Felony" Criminal Cases**

**ELLIOTT**

**Sentence Information by Charge Disposition Type**

27A.460 - (2)	Sentence Records	Jail or Prison Conditionally Discharged	Jail or Prison Suspended	Jail or Prison Time > 0	Net Costs > \$0.00	Net Fines > \$0.00	Net Home Incarceration Time	Net Home Incarceration Time Suspended	Net Probation Time Supervised	Net Probation Time Unsupervised	Net Suspended Costs > \$0.00	Net Suspended Fines > \$0.00	Other Conditions
Convicted	49	6 12.24%	5 10.20%	47 95.92%	29 59.18%	12 24.49%			5 10.20%				9 18.37%
Dismissed	5			1 20.00%	1 20.00%								2 40.00%
Diverted	5				5 100.00%	2 40.00%							
Others	4			4 100.00%									
	63	6	5	52	35	14			5				11

**27A.460 (2) Percentages of fines, imprisonment, or other penalty assessment;**

\* Percentages are based on total sentence records per category (convicted, acquitted...etc)

\* There can be multiple sentence conditions to a single charge.

**Plea Type**

**27A.460 - (5), (6)**

	UNKNOWN PLEA TYPE	TOTAL
Felony Charges	Original_Plea	95 100.00%
	Final_Plea	95 100.00%
Felony amended to Non-Felony	Original_Plea	7 100.00%
	Final_Plea	7 100.00%

**27A.460 (5) Percentage of pleas as charges;**

**27A.460 (6) Percentage of pleas to reduce charges;**

ADMINISTRATIVE OFFICE OF THE COURTS

Research & Statistics

Annual Report FY 2018

Circuit Court - "Felony" Criminal Cases

ELLIOTT

Cases can have multiple charges which are heard either by a court trial, jury trial, no trial or by a combination of trial types. Depending upon the seriousness of the offense and the consequences of a guilty verdict, defendants in criminal cases have the constitutional right to a jury of their peers. In a jury trial, the Judge decides questions of law, and the jury decides whether the defendant is guilty or not guilty on each of the offense(s) charged. In a court trial, the judge decides questions of law and decides if guilty or not guilty on each offense(s) charges. The cases are categorized by how all the charges within the case were disposed. If all charges were disposed by the same trial type, it's counted in the separate category, otherwise, it's counted within the "Mixed Trial" category. If a charge had a nothing entered or it had "no trial" it's counted in the "No Trial" category.

<b>Cases by Trial Type</b>	<b>27A.460 - (7), (8), (9), (10)</b>	<b>NO TRIAL</b>	<b>Total</b>
Felony Amended Down to Non-Felony		<b>5</b> 100.00%	<b>5</b> 100.00%
Felony Charges		<b>51</b> 100.00%	<b>51</b> 100.00%
Felony Convictions		<b>36</b> 100.00%	<b>36</b> 100.00%

*27A.460 (7) Percentage of disposition to guilty as charged by trial;*  
*27A.460 (8) Percentage of those found guilty of lesser charge by trial;*  
*27A.460 (9) Percentage of cases where jury trial taken;*  
*27A.460 (10) Percentage of trials which are bench (court) trials; and*

ADMINISTRATIVE OFFICE OF THE COURTS

Research & Statistics

Annual Report FY 2018

Circuit Court - "Felony" Criminal Cases

ESTILL

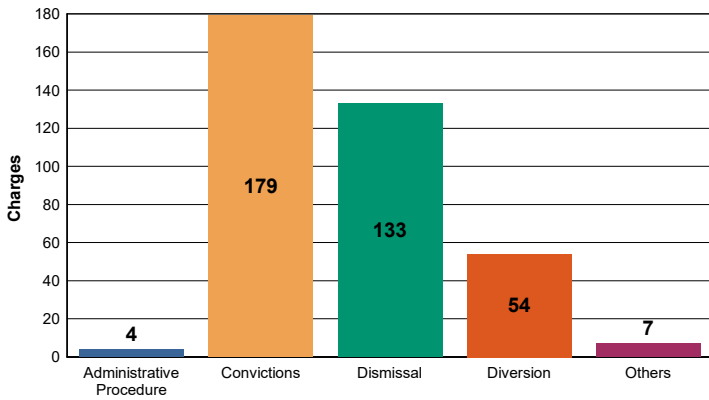
There were 377 felony level offenses and 8 non-felony level offenses disposed within 218 circuit criminal cases during the fiscal year. Non-felony offenses include misdemeanor, violation, local ordinance or other level offense(s) within those cases.

	Charges	Cases
Felony	377	218
Felony amended to Non-Felony	8	

Of those 377 felony offenses, 179 (47.48%) were convicted; were acquitted (%); and 133 (35.28%) were dismissed.

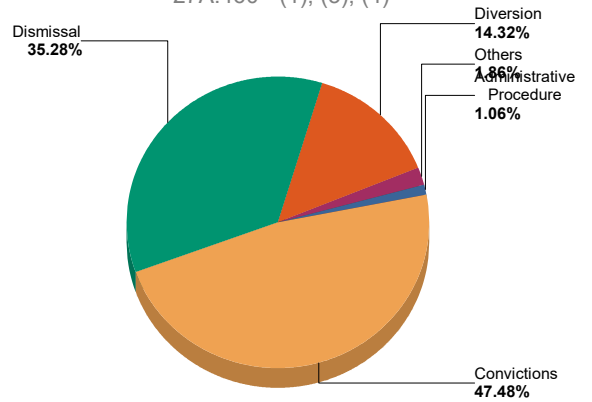
Felony Charges by Disposition Type

27A.460 - (1), (3), (4)



Percent of Charges by Disposition Type

27A.460 - (1), (3), (4)



27A.460 (1) Conviction percentages;

27A.460 (3) Percentage of acquittals;

27A.460(4) Percentage of dismissals;

\* "Others" disposition type include: Denied, Extradition, Grand Jury, Granted, Hung Jury, Merged, Mistrial, No Action Taken By Grand Jury, Other, Pardon - Prior to Adjudication Only, Peace Bond, Remanded, Set Aside/Voided, Sealed Records, Transfer, Drug Court Transfer, Vacated Judgment

**ADMINISTRATIVE OFFICE OF THE COURTS**

Research & Statistics

**Annual Report FY 2018**

**Circuit Court - "Felony" Criminal Cases**

**ESTILL**

**Sentence Information by Charge Disposition Type**

27A.460 - (2)	Sentence Records	Jail or Prison Conditionally Discharged	Jail or Prison Suspended	Jail or Prison Time > 0	Net Costs > \$0.00	Net Fines > \$0.00	Net Home Incarceration Time	Net Home Incarceration Time Suspended	Net Probation Time Supervised	Net Probation Time Unsupervised	Net Suspended Costs > \$0.00	Net Suspended Fines > \$0.00	Other Conditions
Convicted	170		43 25.29%	170 100.00%	131 77.06%				35 20.59%	8 4.71%			123 72.35%
Dismissed	29				10 34.48%								7 24.14%
Diverted	50		1 2.00%	1 2.00%	37 74.00%					1 2.00%			45 90.00%
Others	4				1 25.00%								4 100.00%
	253		44	171	179				35	9			179

**27A.460 (2) Percentages of fines, imprisonment, or other penalty assessment;**

\* Percentages are based on total sentence records per category (convicted, acquitted...etc)

\* There can be multiple sentence conditions to a single charge.

**Plea Type**

**27A.460 - (5), (6)**

		GUILTY	NOT GUILTY	UNKNOWN PLEA TYPE	TOTAL
Felony Charges	Original_Plea	-	10 2.65%	367 97.35%	377 100.00%
	Final_Plea	10 2.65%	-	367 97.35%	377 100.00%
Felony amended to Non-Felony	Original_Plea	-	-	8 100.00%	8 100.00%
	Final_Plea	-	-	8 100.00%	8 100.00%

**27A.460 (5) Percentage of pleas as charges;**

**27A.460 (6) Percentage of pleas to reduce charges;**

**ADMINISTRATIVE OFFICE OF THE COURTS**

Research & Statistics

**Annual Report FY 2018**

**Circuit Court - "Felony" Criminal Cases**

**ESTILL**

Cases can have multiple charges which are heard either by a court trial, jury trial, no trial or by a combination of trial types. Depending upon the seriousness of the offense and the consequences of a guilty verdict, defendants in criminal cases have the constitutional right to a jury of their peers. In a jury trial, the Judge decides questions of law, and the jury decides whether the defendant is guilty or not guilty on each of the offense(s) charged. In a court trial, the judge decides questions of law and decides if guilty or not guilty on each offense(s) charges. The cases are categorized by how all the charges within the case were disposed. If all charges were disposed by the same trial type, it's counted in the separate category, otherwise, it's counted within the "Mixed Trial" category. If a charge had a nothing entered or it had "no trial" it's counted in the "No Trial" category.

<b>Cases by Trial Type</b>	<b>27A.460 - (7), (8), (9), (10)</b>	<b>NO TRIAL</b>	<b>Total</b>
Felony Amended Down to Non-Felony		<b>8</b> 100.00%	<b>8</b> 100.00%
Felony Charges		<b>218</b> 100.00%	<b>218</b> 100.00%
Felony Convictions		<b>138</b> 100.00%	<b>138</b> 100.00%

*27A.460 (7) Percentage of disposition to guilty as charged by trial;  
 27A.460 (8) Percentage of those found guilty of lesser charge by trial;  
 27A.460 (9) Percentage of cases where jury trial taken;  
 27A.460 (10) Percentage of trials which are bench (court) trials; and*

**Shock Probation by  
Disposition Type**

	<b>27A.440 (3b)</b>	<b>Denied</b>	<b>Granted</b>	<b>Total</b>
0026090 SHOCK PROBATION IN FELONY CONVICTIONS		<b>36</b> 87.80%	<b>4</b> 9.76%	<b>40</b> 97.5610%
0026100 SHOCK PROBATION IN MISDEMEANOR CONVICTIONS		-	<b>1</b> 2.44%	<b>1</b> 2.4390%

**27A.440 (3) Cases in which shock probation has been granted:**  
 (b) Extracted data on shock probation shall be placed in the annual report of the Administrative Office of the Courts.

**ADMINISTRATIVE OFFICE OF THE COURTS**

Research & Statistics

**Annual Report FY 2018**

**Circuit Court - "Felony" Criminal Cases**

**FAYETTE**

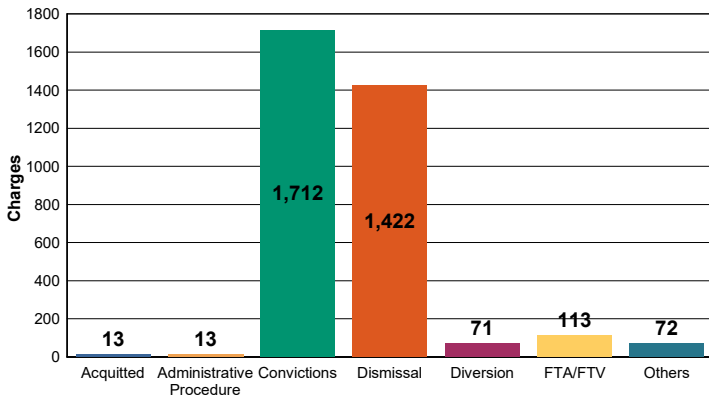
There were 3,416 felony level offenses and 542 non-felony level offenses disposed within 1,480 circuit criminal cases during the fiscal year. Non-felony offenses include misdemeanor, violation, local ordinance or other level offense(s) within those cases.

	<b>Charges</b>	<b>Cases</b>
<b>Felony</b>	3,416	1,480
<b>Felony amended to Non-Felony</b>	542	

Of those 3,416 felony offenses, 1,712 (50.12%) were convicted; 13 were acquitted (0.38%); and 1,422 (41.63%) were dismissed.

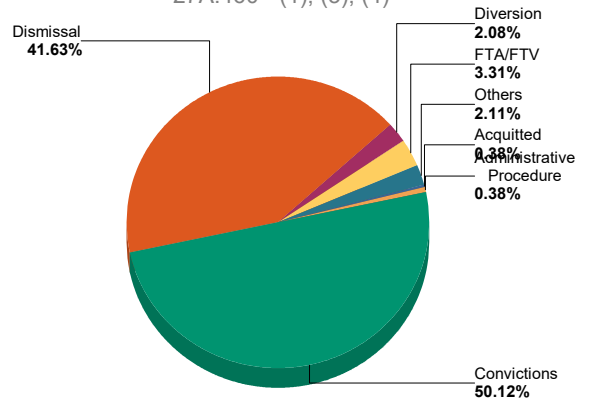
**Felony Charges by Disposition Type**

27A.460 - (1), (3), (4)



**Percent of Charges by Disposition Type**

27A.460 - (1), (3), (4)



**27A.460 (1) Conviction percentages;**

**27A.460 (3) Percentage of acquittals;**

**27A.460(4) Percentage of dismissals;**

\* "Others" disposition type include: Denied, Extradition, Grand Jury, Granted, Hung Jury, Merged, Mistrial, No Action Taken By Grand Jury, Other, Pardon - Prior to Adjudication Only, Peace Bond, Remanded, Set Aside/Voided, Sealed Records, Transfer, Drug Court Transfer, Vacated Judgment



**ADMINISTRATIVE OFFICE OF THE COURTS**

Research & Statistics

**Annual Report FY 2018**

**Circuit Court - "Felony" Criminal Cases**

**FAYETTE**

**Sentence Information by Charge Disposition Type**

<b>27A.460 - (2)</b>	<b>Sentence Records</b>	<b>Jail or Prison Conditionally Discharged</b>	<b>Jail or Prison Suspended</b>	<b>Jail or Prison Time &gt; 0</b>	<b>Net Costs &gt; \$0.00</b>	<b>Net Fines &gt; \$0.00</b>	<b>Net Home Incarceration Time</b>	<b>Net Home Incarceration Time Suspended</b>	<b>Net Probation Time Supervised</b>	<b>Net Probation Time Unsupervised</b>	<b>Net Suspended Costs &gt; \$0.00</b>	<b>Net Suspended Fines &gt; \$0.00</b>	<b>Other Conditions</b>
<b>Convicted</b>	<b>1,580</b>	<b>20</b> <i>1.27%</i>	<b>629</b> <i>39.81%</i>	<b>1,575</b> <i>99.68%</i>	<b>632</b> <i>40.00%</i>	<b>22</b> <i>1.39%</i>			<b>624</b> <i>39.49%</i>	<b>3</b> <i>0.19%</i>			<b>691</b> <i>43.73%</i>
<b>Dismissed</b>	<b>6</b>				<b>3</b> <i>50.00%</i>								
<b>Others</b>	<b>55</b>	<b>2</b> <i>3.64%</i>	<b>45</b> <i>81.82%</i>	<b>54</b> <i>98.18%</i>	<b>28</b> <i>50.91%</i>	<b>2</b> <i>3.64%</i>			<b>41</b> <i>74.55%</i>				<b>25</b> <i>45.45%</i>
	<b>1,641</b>	<b>22</b>	<b>674</b>	<b>1,629</b>	<b>663</b>	<b>24</b>			<b>665</b>	<b>3</b>			<b>716</b>

**27A.460 (2) Percentages of fines, imprisonment, or other penalty assessment;**

\* Percentages are based on total sentence records per category (convicted, acquitted...etc)

\* There can be multiple sentence conditions to a single charge.

**Plea Type**

**27A.460 - (5), (6)**

		<b>GUILTY</b>	<b>NOT GUILTY</b>	<b>UNKNOWN PLEA TYPE</b>	<b>TOTAL</b>
<b>Felony Charges</b>	<b>Original_Plea</b>	<b>369</b> <i>10.80%</i>	<b>1,211</b> <i>35.45%</i>	<b>1,836</b> <i>53.75%</i>	<b>3,416</b> <i>100.00%</i>
	<b>Final_Plea</b>	<b>1,532</b> <i>44.85%</i>	<b>48</b> <i>1.41%</i>	<b>1,836</b> <i>53.75%</i>	<b>3,416</b> <i>100.00%</i>
<b>Felony amended to Non-Felony</b>	<b>Original_Plea</b>	<b>1</b> <i>0.18%</i>	<b>46</b> <i>8.49%</i>	<b>495</b> <i>91.33%</i>	<b>542</b> <i>100.00%</i>
	<b>Final_Plea</b>	<b>34</b> <i>6.27%</i>	<b>13</b> <i>2.40%</i>	<b>495</b> <i>91.33%</i>	<b>542</b> <i>100.00%</i>

**27A.460 (5) Percentage of pleas as charges;**

**27A.460 (6) Percentage of pleas to reduce charges;**

**ADMINISTRATIVE OFFICE OF THE COURTS**

Research & Statistics

**Annual Report FY 2018**

**Circuit Court - "Felony" Criminal Cases**

**FAYETTE**

Cases can have multiple charges which are heard either by a court trial, jury trial, no trial or by a combination of trial types. Depending upon the seriousness of the offense and the consequences of a guilty verdict, defendants in criminal cases have the constitutional right to a jury of their peers. In a jury trial, the Judge decides questions of law, and the jury decides whether the defendant is guilty or not guilty on each of the offense(s) charged. In a court trial, the judge decides questions of law and decides if guilty or not guilty on each offense(s) charges. The cases are categorized by how all the charges within the case were disposed. If all charges were disposed by the same trial type, it's counted in the separate category, otherwise, it's counted within the "Mixed Trial" category. If a charge had a nothing entered or it had "no trial" it's counted in the "No Trial" category.

<b>Cases by Trial Type</b>	<b>27A.460 - (7), (8), (9), (10)</b>	<b>JURY TRIAL</b>	<b>NO TRIAL</b>	<b>Total</b>
Felony Amended Down to Non-Felony		<b>6</b> 1.48%	<b>400</b> 98.52%	<b>406</b> 100.00%
Felony Charges		<b>17</b> 1.15%	<b>1,464</b> 98.92%	<b>1,481</b> 100.07%
Felony Convictions		<b>6</b> 0.60%	<b>1,000</b> 99.40%	<b>1,006</b> 100.00%

*27A.460 (7) Percentage of disposition to guilty as charged by trial;  
 27A.460 (8) Percentage of those found guilty of lesser charge by trial;  
 27A.460 (9) Percentage of cases where jury trial taken;  
 27A.460 (10) Percentage of trials which are bench (court) trials; and*

**Shock Probation by  
Disposition Type**

	<b>27A.440 (3b)</b>	<b>Denied</b>	<b>Granted</b>	<b>With drawn</b>	<b>Total</b>
0026090 SHOCK PROBATION IN FELONY CONVICTIONS		<b>229</b> 76.08%	<b>43</b> 14.29%	<b>1</b> 0.33%	<b>273</b> 90.6976%
0026100 SHOCK PROBATION IN MISDEMEANOR CONVICTIONS		<b>19</b> 6.31%	<b>9</b> 2.99%	<b>-</b>	<b>28</b> 9.3023%

**27A.440 (3) Cases in which shock probation has been granted:**  
 (b) Extracted data on shock probation shall be placed in the annual report of the Administrative Office of the Courts.

**ADMINISTRATIVE OFFICE OF THE COURTS**

Research & Statistics

**Annual Report FY 2018**

**Circuit Court - "Felony" Criminal Cases**

**FAYETTE**

**Youthful Offenders**

Note: Per statute 635.020 (7) If a person who is eighteen (18) or older and before the court is charged with a felony that occurred prior to his eighteenth birthday, the court shall, upon motion of the county attorney made prior to adjudication, and after the county attorney has consulted with the Commonwealth's attorney, that the child be proceeded against as a youthful offender, proceed in accordance with the provisions of KRS 640.010.

The youthful offender data is pulled by looking at the circuit criminal cases with defendant's age calculated from date of birth to the case filing date, which is under 18, however, those eighteen(18) or older may not be accounted.

There were 36 felony level offenses and 5 non-felony level offenses disposed within 11 circuit criminal cases during the fiscal year. Non-felony offenses include misdemeanor, violation, local ordinance or other level offense(s) within those cases.

27A.460 - (11)		Charges	Cases
Felony		36	11
Felony amended to Non-Felony		5	

**27A.460 (11) The number of juvenile offenders tried as an adult.**

Of the 36 felony level offenses disposed within the youthful offender cases, 11 (30.56%) charges were convicted.

Youthful Offender	Convictions	Dismissal	Total
	Felony Charges by Disposition Type	11 30.56%	25 69.44%

Youthful Offender	GUILTY	Total
	Felony Charges Convicted by Disposition Type	11 100.00%

ADMINISTRATIVE OFFICE OF THE COURTS

Research & Statistics

Annual Report FY 2018

Circuit Court - "Felony" Criminal Cases

**FLEMING**

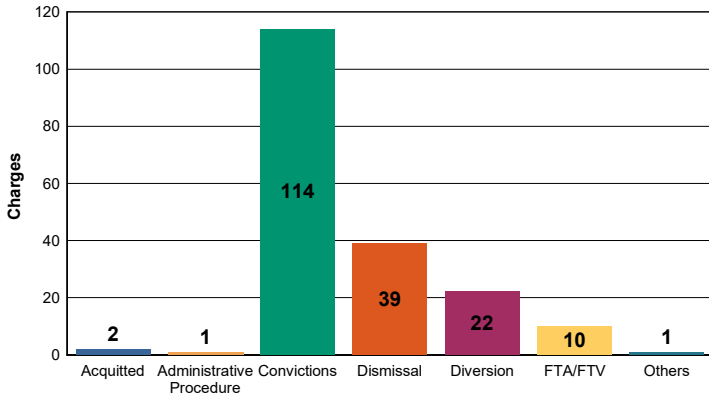
There were 189 felony level offenses and 30 non-felony level offenses disposed within 115 circuit criminal cases during the fiscal year. Non-felony offenses include misdemeanor, violation, local ordinance or other level offense(s) within those cases.

	Charges	Cases
Felony	189	115
Felony amended to Non-Felony	30	

Of those 189 felony offenses, 114 (60.32%) were convicted; 2 were acquitted (1.06%); and 39 (20.63%) were dismissed.

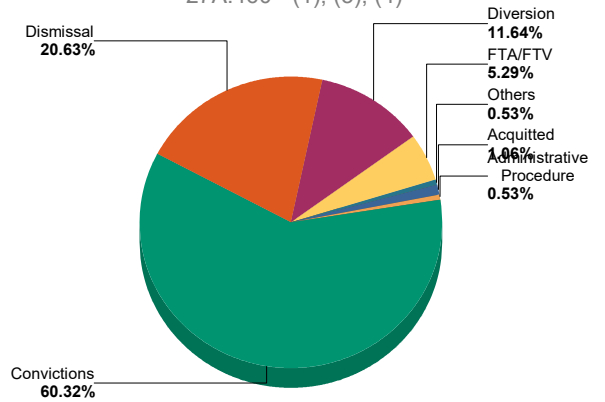
**Felony Charges by Disposition Type**

27A.460 - (1), (3), (4)



**Percent of Charges by Disposition Type**

27A.460 - (1), (3), (4)



**27A.460 (1) Conviction percentages;**

**27A.460 (3) Percentage of acquittals;**

**27A.460(4) Percentage of dismissals;**

\* "Others" disposition type include: Denied, Extradition, Grand Jury, Granted, Hung Jury, Merged, Mistrial, No Action Taken By Grand Jury, Other, Pardon - Prior to Adjudication Only, Peace Bond, Remanded, Set Aside/Voided, Sealed Records, Transfer, Drug Court Transfer, Vacated Judgment

**ADMINISTRATIVE OFFICE OF THE COURTS**

Research & Statistics

**Annual Report FY 2018**

**Circuit Court - "Felony" Criminal Cases**

**FLEMING**

**Sentence Information by Charge Disposition Type**

27A.460 - (2)	Sentence Records	Jail or Prison Conditionally Discharged	Jail or Prison Suspended	Jail or Prison Time > 0	Net Costs > \$0.00	Net Fines > \$0.00	Net Home Incarceration Time	Net Home Incarceration Time Suspended	Net Probation Time Supervised	Net Probation Time Unsupervised	Net Suspended Costs > \$0.00	Net Suspended Fines > \$0.00	Other Conditions
Convicted	111		10 9.01%	111 100.00%	58 52.25%	6 5.41%			10 9.01%				62 55.86%
Others	1			1 100.00%									
	112		10	112	58	6			10				62

**27A.460 (2) Percentages of fines, imprisonment, or other penalty assessment;**

\* Percentages are based on total sentence records per category (convicted, acquitted...etc)

\* There can be multiple sentence conditions to a single charge.

**Plea Type**

27A.460 - (5), (6)		GUILTY	NOT GUILTY	UNKNOWN PLEA TYPE	TOTAL
Felony Charges	Original_Plea	9 4.76%	36 19.05%	144 76.19%	189 100.00%
	Final_Plea	36 19.05%	9 4.76%	144 76.19%	189 100.00%
Felony amended to Non-Felony	Original_Plea	-	6 20.00%	24 80.00%	30 100.00%
	Final_Plea	-	6 20.00%	24 80.00%	30 100.00%

**27A.460 (5) Percentage of pleas as charges;**

**27A.460 (6) Percentage of pleas to reduce charges;**

**ADMINISTRATIVE OFFICE OF THE COURTS**

Research & Statistics

**Annual Report FY 2018**

**Circuit Court - "Felony" Criminal Cases**

**FLEMING**

Cases can have multiple charges which are heard either by a court trial, jury trial, no trial or by a combination of trial types. Depending upon the seriousness of the offense and the consequences of a guilty verdict, defendants in criminal cases have the constitutional right to a jury of their peers. In a jury trial, the Judge decides questions of law, and the jury decides whether the defendant is guilty or not guilty on each of the offense(s) charged. In a court trial, the judge decides questions of law and decides if guilty or not guilty on each offense(s) charges. The cases are categorized by how all the charges within the case were disposed. If all charges were disposed by the same trial type, it's counted in the separate category, otherwise, it's counted within the "Mixed Trial" category. If a charge had a nothing entered or it had "no trial" it's counted in the "No Trial" category.

<b>Cases by Trial Type</b>	<b>27A.460 - (7), (8), (9), (10)</b>	<b>JURY TRIAL</b>	<b>NO TRIAL</b>	<b>Total</b>
Felony Amended Down to Non-Felony		-	<b>23</b> 100.00%	<b>23</b> 100.00%
Felony Charges		<b>1</b> 0.87%	<b>114</b> 99.13%	<b>115</b> 100.00%
Felony Convictions		-	<b>74</b> 100.00%	<b>74</b> 100.00%

*27A.460 (7) Percentage of disposition to guilty as charged by trial;  
 27A.460 (8) Percentage of those found guilty of lesser charge by trial;  
 27A.460 (9) Percentage of cases where jury trial taken;  
 27A.460 (10) Percentage of trials which are bench (court) trials; and*

**Shock Probation by  
Disposition Type**

	<b>27A.440 (3b)</b>	<b>Denied</b>	<b>Granted</b>	<b>With drawn</b>	<b>Total</b>
0026090 SHOCK PROBATION IN FELONY CONVICTIONS		<b>36</b> 54.55%	<b>22</b> 33.33%	<b>5</b> 7.58%	<b>63</b> 95.4546%
0026100 SHOCK PROBATION IN MISDEMEANOR CONVICTIONS		<b>1</b> 1.52%	<b>2</b> 3.03%	-	<b>3</b> 4.5455%

**27A.440 (3) Cases in which shock probation has been granted:**  
 (b) Extracted data on shock probation shall be placed in the annual report of the Administrative Office of the Courts.

ADMINISTRATIVE OFFICE OF THE COURTS

Research & Statistics

Annual Report FY 2018

Circuit Court - "Felony" Criminal Cases

FLOYD

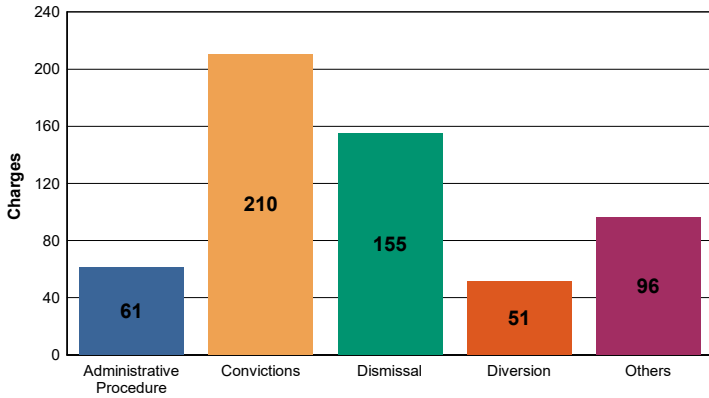
There were 573 felony level offenses and 52 non-felony level offenses disposed within 285 circuit criminal cases during the fiscal year. Non-felony offenses include misdemeanor, violation, local ordinance or other level offense(s) within those cases.

	Charges	Cases
Felony	573	285
Felony amended to Non-Felony	52	

Of those 573 felony offenses, 210 (36.65%) were convicted; were acquitted (%); and 155 (27.05%) were dismissed.

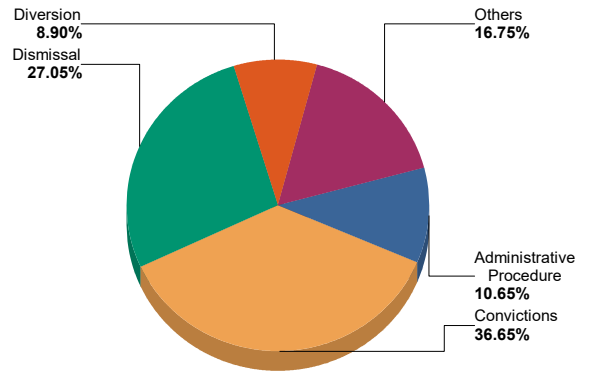
Felony Charges by Disposition Type

27A.460 - (1), (3), (4)



Percent of Charges by Disposition Type

27A.460 - (1), (3), (4)



27A.460 (1) Conviction percentages;

27A.460 (3) Percentage of acquittals;

27A.460(4) Percentage of dismissals;

\* "Others" disposition type include: Denied, Extradition, Grand Jury, Granted, Hung Jury, Merged, Mistrial, No Action Taken By Grand Jury, Other, Pardon - Prior to Adjudication Only, Peace Bond, Remanded, Set Aside/Voided, Sealed Records, Transfer, Drug Court Transfer, Vacated Judgment

**ADMINISTRATIVE OFFICE OF THE COURTS**

Research & Statistics

**Annual Report FY 2018**

**Circuit Court - "Felony" Criminal Cases**

**FLOYD**

**Sentence Information by Charge Disposition Type**

27A.460 - (2)	Sentence Records	Jail or Prison Conditionally Discharged	Jail or Prison Suspended	Jail or Prison Time > 0	Net Costs > \$0.00	Net Fines > \$0.00	Net Home Incarceration Time	Net Home Incarceration Time Suspended	Net Probation Time Supervised	Net Probation Time Unsupervised	Net Suspended Costs > \$0.00	Net Suspended Fines > \$0.00	Other Conditions
Convicted	208	105 50.48%	208 100.00%	132 63.46%	1 0.48%	3 1.44%	97 46.63%					14 6.73%	
Dismissed	5	3 60.00%	3 60.00%	4 80.00%			3 60.00%					2 40.00%	
Diverted	2			1 50.00%								1 50.00%	
Others	77	23 29.87%	27 35.06%	6 7.79%			14 18.18%					2 2.60%	
	292	131	238	143	1	3	114					19	

**27A.460 (2) Percentages of fines, imprisonment, or other penalty assessment;**

\* Percentages are based on total sentence records per category (convicted, acquitted...etc)

\* There can be multiple sentence conditions to a single charge.

**Plea Type**

**27A.460 - (5), (6)**

		GUILTY	NOT GUILTY	UNKNOWN PLEA TYPE	TOTAL
Felony Charges	Original_Plea	138 24.08%	254 44.33%	181 31.59%	573 100.00%
	Final_Plea	286 49.91%	106 18.50%	181 31.59%	573 100.00%
Felony amended to Non-Felony	Original_Plea	- 0.00%	19 36.54%	33 63.46%	52 100.00%
	Final_Plea	- 0.00%	19 36.54%	33 63.46%	52 100.00%

**27A.460 (5) Percentage of pleas as charges;**

**27A.460 (6) Percentage of pleas to reduce charges;**



**ADMINISTRATIVE OFFICE OF THE COURTS**

Research & Statistics

**Annual Report FY 2018**

**Circuit Court - "Felony" Criminal Cases**

**FLOYD**

Cases can have multiple charges which are heard either by a court trial, jury trial, no trial or by a combination of trial types. Depending upon the seriousness of the offense and the consequences of a guilty verdict, defendants in criminal cases have the constitutional right to a jury of their peers. In a jury trial, the Judge decides questions of law, and the jury decides whether the defendant is guilty or not guilty on each of the offense(s) charged. In a court trial, the judge decides questions of law and decides if guilty or not guilty on each offense(s) charges. The cases are categorized by how all the charges within the case were disposed. If all charges were disposed by the same trial type, it's counted in the separate category, otherwise, it's counted within the "Mixed Trial" category. If a charge had a nothing entered or it had "no trial" it's counted in the "No Trial" category.

<b>Cases by Trial Type</b>	<b>27A.460 - (7), (8), (9), (10)</b>	<b>NO TRIAL</b>	<b>Total</b>
Felony Amended Down to Non-Felony		<b>48</b> 100.00%	<b>48</b> 100.00%
Felony Charges		<b>285</b> 100.00%	<b>285</b> 100.00%
Felony Convictions		<b>143</b> 100.00%	<b>143</b> 100.00%

*27A.460 (7) Percentage of disposition to guilty as charged by trial;  
 27A.460 (8) Percentage of those found guilty of lesser charge by trial;  
 27A.460 (9) Percentage of cases where jury trial taken;  
 27A.460 (10) Percentage of trials which are bench (court) trials; and*

**Shock Probation by  
Disposition Type**

	<b>27A.440 (3b)</b>	<b>Denied</b>	<b>Granted</b>	<b>Vacated</b>	<b>Total</b>
0026090 SHOCK PROBATION IN FELONY CONVICTIONS		<b>4</b> 66.67%	<b>1</b> 16.67%	<b>1</b> 16.67%	<b>6</b> 100.0001%

**27A.440 (3) Cases in which shock probation has been granted:**  
 (b) Extracted data on shock probation shall be placed in the annual report of the Administrative Office of the Courts.

**ADMINISTRATIVE OFFICE OF THE COURTS**

Research & Statistics

**Annual Report FY 2018**

**Circuit Court - "Felony" Criminal Cases**

**FRANKLIN**

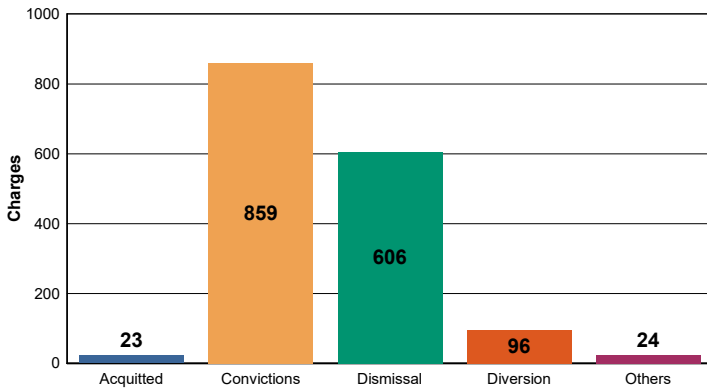
There were 1,608 felony level offenses and 106 non-felony level offenses disposed within 632 circuit criminal cases during the fiscal year. Non-felony offenses include misdemeanor, violation, local ordinance or other level offense(s) within those cases.

	<b>Charges</b>	<b>Cases</b>
<b>Felony</b>	1,608	632
<b>Felony amended to Non-Felony</b>	106	

Of those 1,608 felony offenses, 859 (53.42%) were convicted; 23 were acquitted (1.43%); and 606 (37.69%) were dismissed.

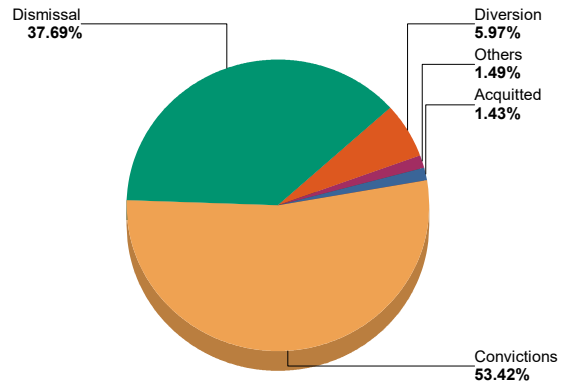
**Felony Charges by Disposition Type**

27A.460 - (1), (3), (4)



**Percent of Charges by Disposition Type**

27A.460 - (1), (3), (4)



**27A.460 (1) Conviction percentages;**

**27A.460 (3) Percentage of acquittals;**

**27A.460(4) Percentage of dismissals;**

\* "Others" disposition type include: Denied, Extradition, Grand Jury, Granted, Hung Jury, Merged, Mistrial, No Action Taken By Grand Jury, Other, Pardon - Prior to Adjudication Only, Peace Bond, Remanded, Set Aside/Voided, Sealed Records, Transfer, Drug Court Transfer, Vacated Judgment

**ADMINISTRATIVE OFFICE OF THE COURTS**

Research & Statistics

**Annual Report FY 2018**

**Circuit Court - "Felony" Criminal Cases**

**FRANKLIN**

**Sentence Information by Charge Disposition Type**

27A.460 - (2)	Sentence Records	Jail or Prison Conditionally Discharged	Jail or Prison Suspended	Jail or Prison Time > 0	Net Costs > \$0.00	Net Fines > \$0.00	Net Home Incarceration Time	Net Home Incarceration Time Suspended	Net Probation Time Supervised	Net Probation Time Unsupervised	Net Suspended Costs > \$0.00	Net Suspended Fines > \$0.00	Other Conditions
Convicted	768	498 64.84%	766 99.74%	210 27.34%	3 0.39%	490 63.80%	3 0.39%	-	-	-	-	-	2 0.26%
Dismissed	18	9 50.00%	9 50.00%	13 72.22%	-	-	-	-	6 33.33%	2 11.11%	-	-	9 50.00%
Diverted	40	-	-	21 52.50%	3 7.50%	-	-	-	-	-	-	-	-
Others	24	3 12.50%	24 100.00%	1 4.17%	-	-	-	-	3 12.50%	-	-	-	-
	850	510	799	245	6	499	5	-	-	-	-	-	11

**27A.460 (2) Percentages of fines, imprisonment, or other penalty assessment;**

\* Percentages are based on total sentence records per category (convicted, acquitted...etc)

\* There can be multiple sentence conditions to a single charge.

**Plea Type**

**27A.460 - (5), (6)**

		GUILTY	NOT GUILTY	UNKNOWN PLEA TYPE	TOTAL
Felony Charges	Original_Plea	9 0.56%	825 51.31%	774 48.13%	1,608 100.00%
	Final_Plea	807 50.19%	27 1.68%	774 48.13%	1,608 100.00%
Felony amended to Non-Felony	Original_Plea	-	2 1.89%	104 98.11%	106 100.00%
	Final_Plea	2 1.89%	-	104 98.11%	106 100.00%

**27A.460 (5) Percentage of pleas as charges;**

**27A.460 (6) Percentage of pleas to reduce charges;**

**ADMINISTRATIVE OFFICE OF THE COURTS**

Research & Statistics

**Annual Report FY 2018**

**Circuit Court - "Felony" Criminal Cases**

**FRANKLIN**

Cases can have multiple charges which are heard either by a court trial, jury trial, no trial or by a combination of trial types. Depending upon the seriousness of the offense and the consequences of a guilty verdict, defendants in criminal cases have the constitutional right to a jury of their peers. In a jury trial, the Judge decides questions of law, and the jury decides whether the defendant is guilty or not guilty on each of the offense(s) charged. In a court trial, the judge decides questions of law and decides if guilty or not guilty on each offense(s) charges. The cases are categorized by how all the charges within the case were disposed. If all charges were disposed by the same trial type, it's counted in the separate category, otherwise, it's counted within the "Mixed Trial" category. If a charge had a nothing entered or it had "no trial" it's counted in the "No Trial" category.

<b>Cases by Trial Type</b>	<b>27A.460 - (7), (8), (9), (10)</b>	<b>JURY TRIAL</b>	<b>NO TRIAL</b>	<b>Total</b>
Felony Amended Down to Non-Felony		-	<b>76</b> 100.00%	<b>76</b> 100.00%
Felony Charges		<b>3</b> 0.47%	<b>630</b> 99.68%	<b>633</b> 100.16%
Felony Convictions		<b>2</b> 0.48%	<b>411</b> 99.52%	<b>413</b> 100.00%

*27A.460 (7) Percentage of disposition to guilty as charged by trial;  
 27A.460 (8) Percentage of those found guilty of lesser charge by trial;  
 27A.460 (9) Percentage of cases where jury trial taken;  
 27A.460 (10) Percentage of trials which are bench (court) trials; and*

**Shock Probation by  
Disposition Type**

	<b>27A.440 (3b)</b>	<b>Denied</b>	<b>Granted</b>	<b>Others</b>	<b>Withdrawn</b>	<b>Total</b>
0026090 SHOCK PROBATION IN FELONY CONVICTIONS		<b>45</b> 43.27%	<b>56</b> 53.85%	<b>2</b> 1.92%	<b>1</b> 0.96%	<b>104</b> 100.0000%

**27A.440 (3) Cases in which shock probation has been granted:**  
 (b) Extracted data on shock probation shall be placed in the annual report of the Administrative Office of the Courts.

**ADMINISTRATIVE OFFICE OF THE COURTS**

Research & Statistics

**Annual Report FY 2018**

**Circuit Court - "Felony" Criminal Cases**

**FULTON**

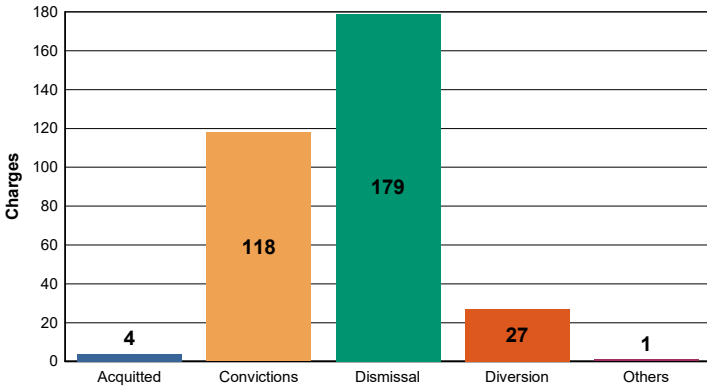
There were 329 felony level offenses and 18 non-felony level offenses disposed within 138 circuit criminal cases during the fiscal year. Non-felony offenses include misdemeanor, violation, local ordinance or other level offense(s) within those cases.

	<b>Charges</b>	<b>Cases</b>
<b>Felony</b>	329	138
<b>Felony amended to Non-Felony</b>	18	

Of those 329 felony offenses, 118 (35.87%) were convicted; 4 were acquitted (1.22%); and 179 (54.41%) were dismissed.

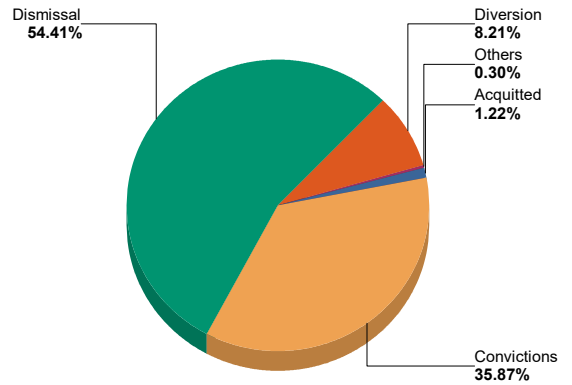
**Felony Charges by Disposition Type**

27A.460 - (1), (3), (4)



**Percent of Charges by Disposition Type**

27A.460 - (1), (3), (4)



**27A.460 (1) Conviction percentages;**

**27A.460 (3) Percentage of acquittals;**

**27A.460(4) Percentage of dismissals;**

\* "Others" disposition type include: Denied, Extradition, Grand Jury, Granted, Hung Jury, Merged, Mistrial, No Action Taken By Grand Jury, Other, Pardon - Prior to Adjudication Only, Peace Bond, Remanded, Set Aside/Voided, Sealed Records, Transfer, Drug Court Transfer, Vacated Judgment

**ADMINISTRATIVE OFFICE OF THE COURTS**

Research & Statistics

**Annual Report FY 2018**

**Circuit Court - "Felony" Criminal Cases**

**FULTON**

**Sentence Information by Charge Disposition Type**

27A.460 - (2)	Sentence Records	Jail or Prison Conditionally Discharged	Jail or Prison Suspended	Jail or Prison Time > 0	Net Costs > \$0.00	Net Fines > \$0.00	Net Home Incarceration Time	Net Home Incarceration Time Suspended	Net Probation Time Supervised	Net Probation Time Unsupervised	Net Suspended Costs > \$0.00	Net Suspended Fines > \$0.00	Other Conditions
Convicted	116	2 1.72%	60 51.72%	112 96.55%	68 58.62%	2 1.72%			58 50.00%				55 47.41%
Dismissed	3				3 100.00%								
Diverted	2				2 100.00%								2 100.00%
	121	2	60	112	73	2			58				57

**27A.460 (2) Percentages of fines, imprisonment, or other penalty assessment;**

\* Percentages are based on total sentence records per category (convicted, acquitted...etc)

\* There can be multiple sentence conditions to a single charge.

**Plea Type**

27A.460 - (5), (6)		GUILTY	NOT GUILTY	UNKNOWN PLEA TYPE	TOTAL
Felony Charges	Original_Plea	83 25.23%	137 41.64%	109 33.13%	329 100.00%
	Final_Plea	122 37.08%	98 29.79%	109 33.13%	329 100.00%
Felony amended to Non-Felony	Original_Plea	-	3 16.67%	15 83.33%	18 100.00%
	Final_Plea	-	3 16.67%	15 83.33%	18 100.00%

**27A.460 (5) Percentage of pleas as charges;**

**27A.460 (6) Percentage of pleas to reduce charges;**

**ADMINISTRATIVE OFFICE OF THE COURTS**

Research & Statistics

**Annual Report FY 2018**

**Circuit Court - "Felony" Criminal Cases**

**FULTON**

Cases can have multiple charges which are heard either by a court trial, jury trial, no trial or by a combination of trial types. Depending upon the seriousness of the offense and the consequences of a guilty verdict, defendants in criminal cases have the constitutional right to a jury of their peers. In a jury trial, the Judge decides questions of law, and the jury decides whether the defendant is guilty or not guilty on each of the offense(s) charged. In a court trial, the judge decides questions of law and decides if guilty or not guilty on each offense(s) charges. The cases are categorized by how all the charges within the case were disposed. If all charges were disposed by the same trial type, it's counted in the separate category, otherwise, it's counted within the "Mixed Trial" category. If a charge had a nothing entered or it had "no trial" it's counted in the "No Trial" category.

<b>Cases by Trial Type</b>	<b>27A.460 - (7), (8), (9), (10)</b>	<b>JURY TRIAL</b>	<b>NO TRIAL</b>	<b>Total</b>
Felony Amended Down to Non-Felony		-	<b>14</b> 100.00%	<b>14</b> 100.00%
Felony Charges		<b>10</b> 7.25%	<b>131</b> 94.93%	<b>141</b> 102.17%
Felony Convictions		<b>6</b> 6.90%	<b>82</b> 94.25%	<b>88</b> 101.15%

*27A.460 (7) Percentage of disposition to guilty as charged by trial;  
 27A.460 (8) Percentage of those found guilty of lesser charge by trial;  
 27A.460 (9) Percentage of cases where jury trial taken;  
 27A.460 (10) Percentage of trials which are bench (court) trials; and*

**Shock Probation by  
Disposition Type**

	<b>27A.440 (3b)</b>	<b>Denied</b>	<b>Granted</b>	<b>Others</b>	<b>Withdrawn</b>	<b>Total</b>
0026090 SHOCK PROBATION IN FELONY CONVICTIONS		<b>64</b> 73.56%	<b>13</b> 14.94%	<b>7</b> 8.05%	<b>3</b> 3.45%	<b>87</b> 100.0000%

**27A.440 (3) Cases in which shock probation has been granted:**  
 (b) Extracted data on shock probation shall be placed in the annual report of the Administrative Office of the Courts.

**ADMINISTRATIVE OFFICE OF THE COURTS**

Research & Statistics

**Annual Report FY 2018**

**Circuit Court - "Felony" Criminal Cases**

**GALLATIN**

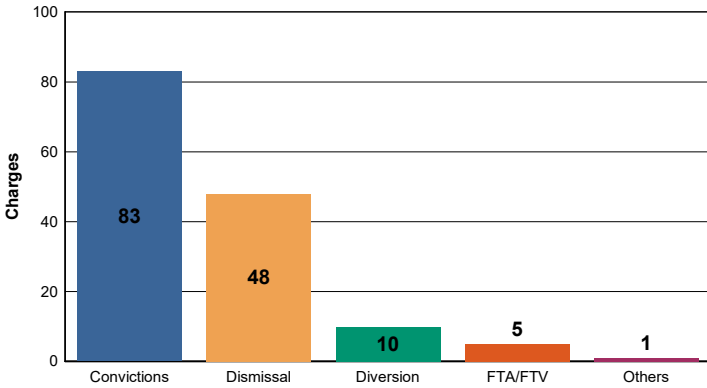
There were 147 felony level offenses and 5 non-felony level offenses disposed within 92 circuit criminal cases during the fiscal year. Non-felony offenses include misdemeanor, violation, local ordinance or other level offense(s) within those cases.

	<b>Charges</b>	<b>Cases</b>
<b>Felony</b>	147	92
<b>Felony amended to Non-Felony</b>	5	

Of those 147 felony offenses, 83 (56.46%) were convicted; were acquitted (%); and 48 (32.65%) were dismissed.

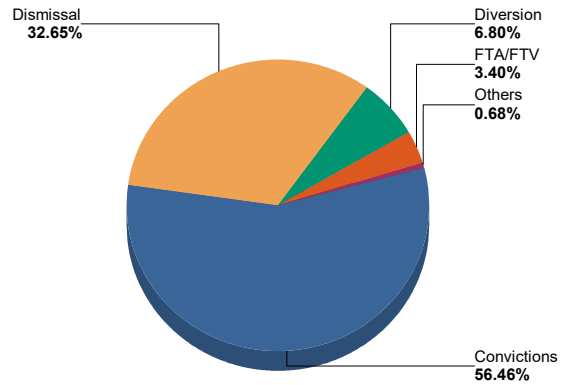
**Felony Charges by Disposition Type**

27A.460 - (1), (3), (4)



**Percent of Charges by Disposition Type**

27A.460 - (1), (3), (4)



**27A.460 (1) Conviction percentages;**

**27A.460 (3) Percentage of acquittals;**

**27A.460(4) Percentage of dismissals;**

\* "Others" disposition type include: Denied, Extradition, Grand Jury, Granted, Hung Jury, Merged, Mistrial, No Action Taken By Grand Jury, Other, Pardon - Prior to Adjudication Only, Peace Bond, Remanded, Set Aside/Voided, Sealed Records, Transfer, Drug Court Transfer, Vacated Judgment



**ADMINISTRATIVE OFFICE OF THE COURTS**

Research & Statistics

**Annual Report FY 2018**

**Circuit Court - "Felony" Criminal Cases**

**GALLATIN**

**Sentence Information by Charge Disposition Type**

27A.460 - (2)	Sentence Records	Jail or Prison Conditionally Discharged	Jail or Prison Suspended	Jail or Prison Time > 0	Net Costs > \$0.00	Net Fines > \$0.00	Net Home Incarceration Time	Net Home Incarceration Time Suspended	Net Probation Time Supervised	Net Probation Time Unsupervised	Net Suspended Costs > \$0.00	Net Suspended Fines > \$0.00	Other Conditions
Convicted	80	3 3.75%	25 31.25%	56 70.00%	55 68.75%	9 11.25%			20 25.00%	2 2.50%			
Dismissed	4		3 75.00%	3 75.00%	4 100.00%	2 50.00%			1 25.00%				1 25.00%
Diverted	10		7 70.00%	8 80.00%	7 70.00%	3 30.00%			5 50.00%	5 50.00%			
	94	3	35	67	66	14			26	7			1

27A.460 (2) Percentages of fines, imprisonment, or other penalty assessment;

\* Percentages are based on total sentence records per category (convicted, acquitted...etc)

\* There can be multiple sentence conditions to a single charge.

**Plea Type**

27A.460 - (5), (6)

		GUILTY	NOT GUILTY	UNKNOWN PLEA TYPE	TOTAL
Felony Charges	Original_Plea	16 10.88%	112 76.19%	19 12.93%	147 100.00%
	Final_Plea	99 67.35%	29 19.73%	19 12.93%	147 100.00%
Felony amended to Non-Felony	Original_Plea	- 0.00%	5 100.00%	- 0.00%	5 100.00%
	Final_Plea	2 40.00%	3 60.00%	- 0.00%	5 100.00%

27A.460 (5) Percentage of pleas as charges;

27A.460 (6) Percentage of pleas to reduce charges;

**ADMINISTRATIVE OFFICE OF THE COURTS**

Research & Statistics

**Annual Report FY 2018**

**Circuit Court - "Felony" Criminal Cases**

**GALLATIN**

Cases can have multiple charges which are heard either by a court trial, jury trial, no trial or by a combination of trial types. Depending upon the seriousness of the offense and the consequences of a guilty verdict, defendants in criminal cases have the constitutional right to a jury of their peers. In a jury trial, the Judge decides questions of law, and the jury decides whether the defendant is guilty or not guilty on each of the offense(s) charged. In a court trial, the judge decides questions of law and decides if guilty or not guilty on each offense(s) charges. The cases are categorized by how all the charges within the case were disposed. If all charges were disposed by the same trial type, it's counted in the separate category, otherwise, it's counted within the "Mixed Trial" category. If a charge had a nothing entered or it had "no trial" it's counted in the "No Trial" category.

<b>Cases by Trial Type</b>	<b>27A.460 - (7), (8), (9), (10)</b>	<b>NO TRIAL</b>	<b>Total</b>
Felony Amended Down to Non-Felony		<b>5</b> 100.00%	<b>5</b> 100.00%
Felony Charges		<b>92</b> 100.00%	<b>92</b> 100.00%
Felony Convictions		<b>59</b> 100.00%	<b>59</b> 100.00%

*27A.460 (7) Percentage of disposition to guilty as charged by trial;  
 27A.460 (8) Percentage of those found guilty of lesser charge by trial;  
 27A.460 (9) Percentage of cases where jury trial taken;  
 27A.460 (10) Percentage of trials which are bench (court) trials; and*

**Shock Probation by  
Disposition Type**

	<b>27A.440 (3b)</b>	<b>Denied</b>	<b>Total</b>
0026090 SHOCK PROBATION IN FELONY CONVICTIONS		<b>3</b> 100.00%	<b>3</b> 100.0000%

**27A.440 (3) Cases in which shock probation has been granted:**  
 (b) Extracted data on shock probation shall be placed in the annual report of the Administrative Office of the Courts.

ADMINISTRATIVE OFFICE OF THE COURTS

Research & Statistics

Annual Report FY 2018

Circuit Court - "Felony" Criminal Cases

GARRARD

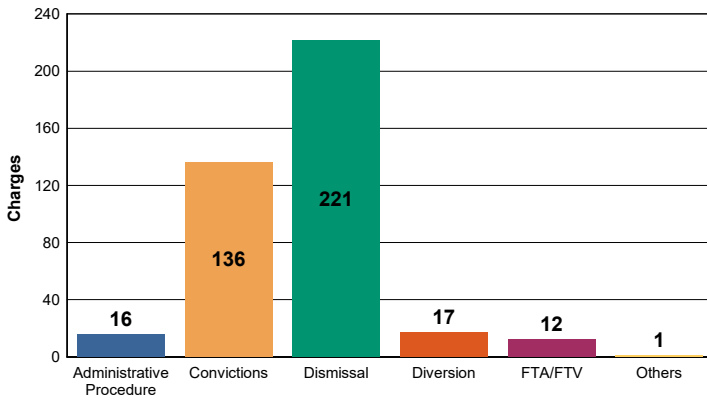
There were 403 felony level offenses and 14 non-felony level offenses disposed within 138 circuit criminal cases during the fiscal year. Non-felony offenses include misdemeanor, violation, local ordinance or other level offense(s) within those cases.

	Charges	Cases
Felony	403	138
Felony amended to Non-Felony	14	

Of those 403 felony offenses, 136 (33.75%) were convicted; were acquitted (%); and 221 (54.84%) were dismissed.

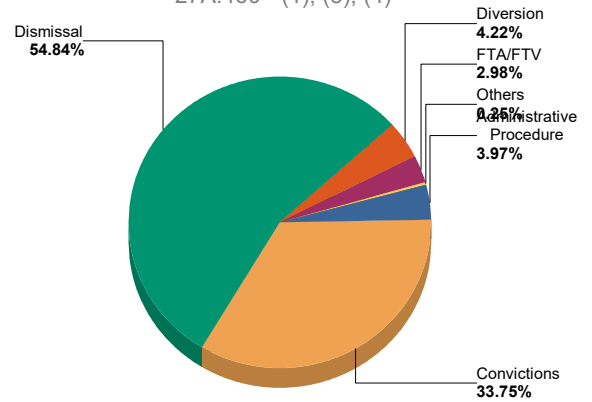
Felony Charges by Disposition Type

27A.460 - (1), (3), (4)



Percent of Charges by Disposition Type

27A.460 - (1), (3), (4)



27A.460 (1) Conviction percentages;

27A.460 (3) Percentage of acquittals;

27A.460(4) Percentage of dismissals;

\* "Others" disposition type include: Denied, Extradition, Grand Jury, Granted, Hung Jury, Merged, Mistrial, No Action Taken By Grand Jury, Other, Pardon - Prior to Adjudication Only, Peace Bond, Remanded, Set Aside/Voided, Sealed Records, Transfer, Drug Court Transfer, Vacated Judgment

**ADMINISTRATIVE OFFICE OF THE COURTS**

Research & Statistics

**Annual Report FY 2018**

**Circuit Court - "Felony" Criminal Cases**

**GARRARD**

**Sentence Information by Charge Disposition Type**

27A.460 - (2)	Sentence Records	Jail or Prison Conditionally Discharged	Jail or Prison Suspended	Jail or Prison Time > 0	Net Costs > \$0.00	Net Fines > \$0.00	Net Home Incarceration Time	Net Home Incarceration Time Suspended	Net Probation Time Supervised	Net Probation Time Unsupervised	Net Suspended Costs > \$0.00	Net Suspended Fines > \$0.00	Other Conditions
Convicted	114		27 23.68%	114 100.00%	37 32.46%				24 21.05%				26 22.81%
Dismissed	12		12 100.00%	12 100.00%	2 16.67%				12 100.00%				12 100.00%
	126		39	126	39				36				38

*27A.460 (2) Percentages of fines, imprisonment, or other penalty assessment;*

\* Percentages are based on total sentence records per category (convicted, acquitted...etc)

\* There can be multiple sentence conditions to a single charge.

**Plea Type**

**27A.460 - (5), (6)**

		GUILTY	NOT GUILTY	UNKNOWN PLEA TYPE	TOTAL
Felony Charges	Original_Plea	24 5.96%	29 7.20%	350 86.85%	403 100.00%
	Final_Plea	41 10.17%	12 2.98%	350 86.85%	403 100.00%
Felony amended to Non-Felony	Original_Plea	-	2 14.29%	12 85.71%	14 100.00%
	Final_Plea	1 7.14%	1 7.14%	12 85.71%	14 100.00%

*27A.460 (5) Percentage of pleas as charges;*

*27A.460 (6) Percentage of pleas to reduce charges;*

**ADMINISTRATIVE OFFICE OF THE COURTS**

Research & Statistics

**Annual Report FY 2018**

**Circuit Court - "Felony" Criminal Cases**

**GARRARD**

Cases can have multiple charges which are heard either by a court trial, jury trial, no trial or by a combination of trial types. Depending upon the seriousness of the offense and the consequences of a guilty verdict, defendants in criminal cases have the constitutional right to a jury of their peers. In a jury trial, the Judge decides questions of law, and the jury decides whether the defendant is guilty or not guilty on each of the offense(s) charged. In a court trial, the judge decides questions of law and decides if guilty or not guilty on each offense(s) charges. The cases are categorized by how all the charges within the case were disposed. If all charges were disposed by the same trial type, it's counted in the separate category, otherwise, it's counted within the "Mixed Trial" category. If a charge had a nothing entered or it had "no trial" it's counted in the "No Trial" category.

<b>Cases by Trial Type</b>	<b>27A.460 - (7), (8), (9), (10)</b>	<b>JURY TRIAL</b>	<b>NO TRIAL</b>	<b>Total</b>
Felony Amended Down to Non-Felony		-	<b>12</b> 100.00%	<b>12</b> 100.00%
Felony Charges		<b>1</b> 0.72%	<b>137</b> 99.28%	<b>138</b> 100.00%
Felony Convictions		<b>1</b> 1.79%	<b>55</b> 98.21%	<b>56</b> 100.00%

*27A.460 (7) Percentage of disposition to guilty as charged by trial;  
 27A.460 (8) Percentage of those found guilty of lesser charge by trial;  
 27A.460 (9) Percentage of cases where jury trial taken;  
 27A.460 (10) Percentage of trials which are bench (court) trials; and*

**Shock Probation by  
Disposition Type**

	<b>27A.440 (3b)</b>	<b>Denied</b>	<b>Total</b>
0026090 SHOCK PROBATION IN FELONY CONVICTIONS		<b>1</b> 100.00%	<b>1</b> 100.0000%

**27A.440 (3) Cases in which shock probation has been granted:**  
 (b) Extracted data on shock probation shall be placed in the annual report of the Administrative Office of the Courts.

ADMINISTRATIVE OFFICE OF THE COURTS

Research & Statistics

Annual Report FY 2018

Circuit Court - "Felony" Criminal Cases

**GRANT**

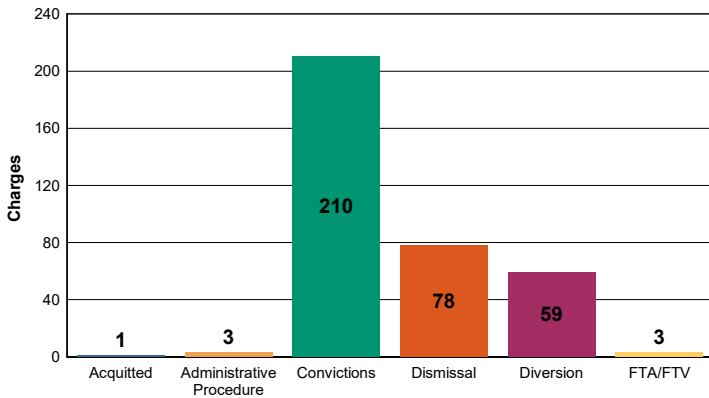
There were 354 felony level offenses and 18 non-felony level offenses disposed within 267 circuit criminal cases during the fiscal year. Non-felony offenses include misdemeanor, violation, local ordinance or other level offense(s) within those cases.

	Charges	Cases
Felony	354	267
Felony amended to Non-Felony	18	

Of those 354 felony offenses, 210 (59.32%) were convicted; 1 were acquitted (0.28%); and 78 (22.03%) were dismissed.

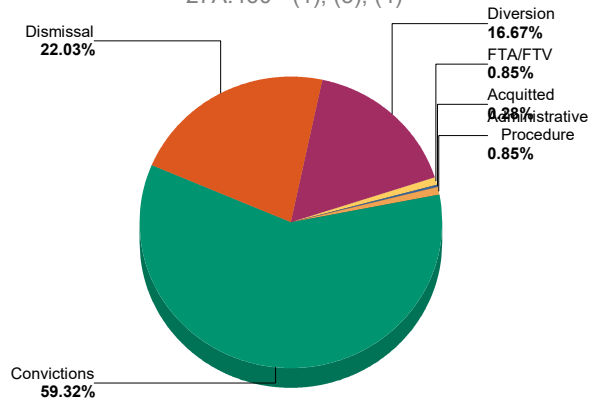
**Felony Charges by Disposition Type**

27A.460 - (1), (3), (4)



**Percent of Charges by Disposition Type**

27A.460 - (1), (3), (4)



**27A.460 (1) Conviction percentages;**

**27A.460 (3) Percentage of acquittals;**

**27A.460(4) Percentage of dismissals;**

\* "Others" disposition type include: Denied, Extradition, Grand Jury, Granted, Hung Jury, Merged, Mistrial, No Action Taken By Grand Jury, Other, Pardon - Prior to Adjudication Only, Peace Bond, Remanded, Set Aside/Voided, Sealed Records, Transfer, Drug Court Transfer, Vacated Judgment

**ADMINISTRATIVE OFFICE OF THE COURTS**

Research & Statistics

**Annual Report FY 2018**

**Circuit Court - "Felony" Criminal Cases**

**GRANT**

**Sentence Information by Charge Disposition Type**

27A.460 - (2)	Sentence Records	Jail or Prison Conditionally Discharged	Jail or Prison Suspended	Jail or Prison Time > 0	Net Costs > \$0.00	Net Fines > \$0.00	Net Home Incarceration Time	Net Home Incarceration Time Suspended	Net Probation Time Supervised	Net Probation Time Unsupervised	Net Suspended Costs > \$0.00	Net Suspended Fines > \$0.00	Other Conditions
Convicted	206	2 0.97%	93 45.15%	206 100.00%	126 61.17%	15 7.28%			89 43.20%	4 1.94%			71 34.47%
Dismissed	1				1 100.00%								
	207	2	93	206	127	15			89	4			71

**27A.460 (2) Percentages of fines, imprisonment, or other penalty assessment;**

\* Percentages are based on total sentence records per category (convicted, acquitted...etc)

\* There can be multiple sentence conditions to a single charge.

**Plea Type**

27A.460 - (5), (6)		GUILTY	NOT GUILTY	UNKNOWN PLEA TYPE	TOTAL
Felony Charges	Original_Plea	32 9.04%	200 56.50%	122 34.46%	354 100.00%
	Final_Plea	231 65.25%	1 0.28%	122 34.46%	354 100.00%
Felony amended to Non-Felony	Original_Plea	1 5.56%	- 0.00%	17 94.44%	18 100.00%
	Final_Plea	1 5.56%	- 0.00%	17 94.44%	18 100.00%

**27A.460 (5) Percentage of pleas as charges;**

**27A.460 (6) Percentage of pleas to reduce charges;**

**ADMINISTRATIVE OFFICE OF THE COURTS**

Research & Statistics

**Annual Report FY 2018**

**Circuit Court - "Felony" Criminal Cases**

**GRANT**

Cases can have multiple charges which are heard either by a court trial, jury trial, no trial or by a combination of trial types. Depending upon the seriousness of the offense and the consequences of a guilty verdict, defendants in criminal cases have the constitutional right to a jury of their peers. In a jury trial, the Judge decides questions of law, and the jury decides whether the defendant is guilty or not guilty on each of the offense(s) charged. In a court trial, the judge decides questions of law and decides if guilty or not guilty on each offense(s) charges. The cases are categorized by how all the charges within the case were disposed. If all charges were disposed by the same trial type, it's counted in the separate category, otherwise, it's counted within the "Mixed Trial" category. If a charge had a nothing entered or it had "no trial" it's counted in the "No Trial" category.

<b>Cases by Trial Type</b>	<b>27A.460 - (7), (8), (9), (10)</b>	<b>JURY TRIAL</b>	<b>NO TRIAL</b>	<b>Total</b>
Felony Amended Down to Non-Felony		-	18 100.00%	18 100.00%
Felony Charges		1 0.37%	266 99.63%	267 100.00%
Felony Convictions		-	155 100.00%	155 100.00%

*27A.460 (7) Percentage of disposition to guilty as charged by trial;  
 27A.460 (8) Percentage of those found guilty of lesser charge by trial;  
 27A.460 (9) Percentage of cases where jury trial taken;  
 27A.460 (10) Percentage of trials which are bench (court) trials; and*

**Shock Probation by  
Disposition Type**

	<b>27A.440 (3b)</b>	<b>Denied</b>	<b>Granted</b>	<b>Total</b>
0026090 SHOCK PROBATION IN FELONY CONVICTIONS		4 80.00%	1 20.00%	5 100.0000%

**27A.440 (3) Cases in which shock probation has been granted:**  
 (b) Extracted data on shock probation shall be placed in the annual report of the Administrative Office of the Courts.



ADMINISTRATIVE OFFICE OF THE COURTS

Research & Statistics

Annual Report FY 2018

Circuit Court - "Felony" Criminal Cases

**GRAVES**

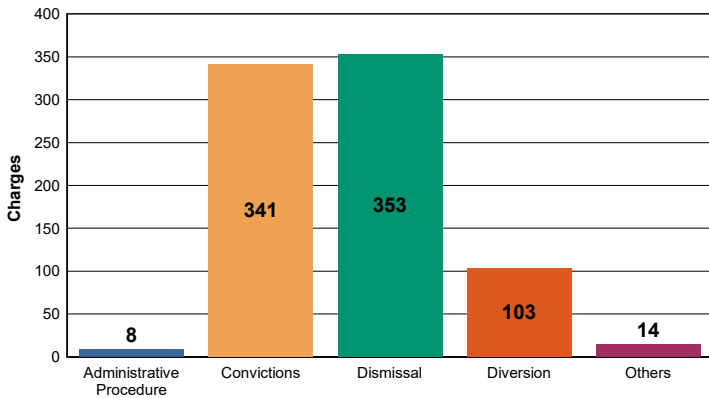
There were 819 felony level offenses and 35 non-felony level offenses disposed within 436 circuit criminal cases during the fiscal year. Non-felony offenses include misdemeanor, violation, local ordinance or other level offense(s) within those cases.

	Charges	Cases
Felony	819	436
Felony amended to Non-Felony	35	

Of those 819 felony offenses, 341 (41.64%) were convicted; were acquitted (%); and 353 (43.10%) were dismissed.

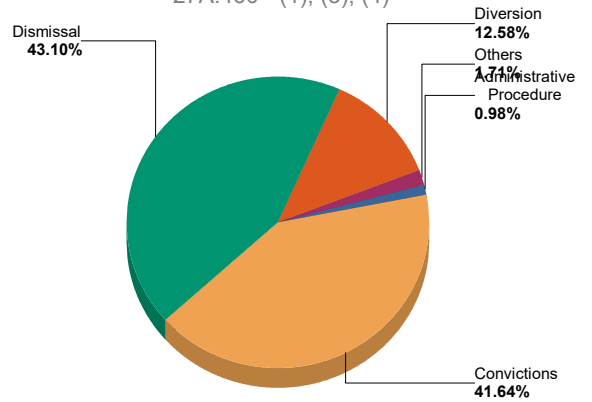
**Felony Charges by Disposition Type**

27A.460 - (1), (3), (4)



**Percent of Charges by Disposition Type**

27A.460 - (1), (3), (4)



**27A.460 (1) Conviction percentages;**

**27A.460 (3) Percentage of acquittals;**

**27A.460(4) Percentage of dismissals;**

\* "Others" disposition type include: Denied, Extradition, Grand Jury, Granted, Hung Jury, Merged, Mistrial, No Action Taken By Grand Jury, Other, Pardon - Prior to Adjudication Only, Peace Bond, Remanded, Set Aside/Voided, Sealed Records, Transfer, Drug Court Transfer, Vacated Judgment

**ADMINISTRATIVE OFFICE OF THE COURTS**

Research & Statistics

**Annual Report FY 2018**

**Circuit Court - "Felony" Criminal Cases**

**GRAVES**

**Sentence Information by Charge Disposition Type**

27A.460 - (2)	Sentence Records	Jail or Prison Conditionally Discharged	Jail or Prison Suspended	Jail or Prison Time > 0	Net Costs > \$0.00	Net Fines > \$0.00	Net Home Incarceration Time	Net Home Incarceration Time Suspended	Net Probation Time Supervised	Net Probation Time Unsupervised	Net Suspended Costs > \$0.00	Net Suspended Fines > \$0.00	Other Conditions
Convicted	337	7 2.08%	123 36.50%	337 100.00%	181 53.71%				122 36.20%	3 0.89%			
Dismissed	13			1 7.69%	9 69.23%								
Diverted	1				1 100.00%								
Others	6	2 33.33%	3 50.00%	6 100.00%	1 16.67%				5 83.33%				3 50.00%
	<b>357</b>	<b>9</b>	<b>126</b>	<b>344</b>	<b>192</b>				<b>127</b>	<b>3</b>			<b>3</b>

**27A.460 (2) Percentages of fines, imprisonment, or other penalty assessment;**

\* Percentages are based on total sentence records per category (convicted, acquitted...etc)

\* There can be multiple sentence conditions to a single charge.

**Plea Type**

**27A.460 - (5), (6)**

		GUILTY	NOT GUILTY	UNKNOWN PLEA TYPE	TOTAL
Felony Charges	Original_Plea	3 0.37%	387 47.25%	429 52.38%	819 100.00%
	Final_Plea	373 45.54%	17 2.08%	429 52.38%	819 100.00%
Felony amended to Non-Felony	Original_Plea	- 0.00%	9 25.71%	26 74.29%	35 100.00%
	Final_Plea	2 5.71%	7 20.00%	26 74.29%	35 100.00%

**27A.460 (5) Percentage of pleas as charges;**

**27A.460 (6) Percentage of pleas to reduce charges;**

**ADMINISTRATIVE OFFICE OF THE COURTS**

Research & Statistics

**Annual Report FY 2018**

**Circuit Court - "Felony" Criminal Cases**

**GRAVES**

Cases can have multiple charges which are heard either by a court trial, jury trial, no trial or by a combination of trial types. Depending upon the seriousness of the offense and the consequences of a guilty verdict, defendants in criminal cases have the constitutional right to a jury of their peers. In a jury trial, the Judge decides questions of law, and the jury decides whether the defendant is guilty or not guilty on each of the offense(s) charged. In a court trial, the judge decides questions of law and decides if guilty or not guilty on each offense(s) charges. The cases are categorized by how all the charges within the case were disposed. If all charges were disposed by the same trial type, it's counted in the separate category, otherwise, it's counted within the "Mixed Trial" category. If a charge had a nothing entered or it had "no trial" it's counted in the "No Trial" category.

<b>Cases by Trial Type</b>	<b>27A.460 - (7), (8), (9), (10)</b>	<b>JURY TRIAL</b>	<b>NA</b>	<b>NO TRIAL</b>	<b>Total</b>
Felony Amended Down to Non-Felony		-	-	25 100.00%	25 100.00%
Felony Charges		1 0.23%	1 0.23%	434 99.54%	436 100.00%
Felony Convictions		1 0.53%	-	188 99.47%	189 100.00%

*27A.460 (7) Percentage of disposition to guilty as charged by trial;  
 27A.460 (8) Percentage of those found guilty of lesser charge by trial;  
 27A.460 (9) Percentage of cases where jury trial taken;  
 27A.460 (10) Percentage of trials which are bench (court) trials; and*

**Shock Probation by  
Disposition Type**

	<b>27A.440 (3b)</b>	<b>Denied</b>	<b>Granted</b>	<b>Total</b>
0026090 SHOCK PROBATION IN FELONY CONVICTIONS		64 85.33%	11 14.67%	75 100.0000%

**27A.440 (3) Cases in which shock probation has been granted:**  
 (b) Extracted data on shock probation shall be placed in the annual report of the Administrative Office of the Courts.

**ADMINISTRATIVE OFFICE OF THE COURTS**

Research & Statistics

**Annual Report FY 2018**

**Circuit Court - "Felony" Criminal Cases**

**GRAVES**

**Youthful Offenders**

Note: Per statute 635.020 (7) If a person who is eighteen (18) or older and before the court is charged with a felony that occurred prior to his eighteenth birthday, the court shall, upon motion of the county attorney made prior to adjudication, and after the county attorney has consulted with the Commonwealth's attorney, that the child be proceeded against as a youthful offender, proceed in accordance with the provisions of KRS 640.010.

The youthful offender data is pulled by looking at the circuit criminal cases with defendant's age calculated from date of birth to the case filing date, which is under 18, however, those eighteen(18) or older may not be accounted.

There were 4 felony level offenses and 0 non-felony level offenses disposed within 3 circuit criminal cases during the fiscal year. Non-felony offenses include misdemeanor, violation, local ordinance or other level offense(s) within those cases.

27A.460 - (11)		Charges	Cases
Felony		4	3
Felony amended to Non-Felony		-	

**27A.460 (11) The number of juvenile offenders tried as an adult.**

Of the 4 felony level offenses disposed within the youthful offender cases, 4 (100.00%) charges were convicted.

Youthful Offender	Convictions	Total
	4 100.00%	4 100.00%

Youthful Offender	GUILTY	Total
	4 100.00%	4 100.00%

**ADMINISTRATIVE OFFICE OF THE COURTS**

Research & Statistics

**Annual Report FY 2018**

**Circuit Court - "Felony" Criminal Cases**

**GRAYSON**

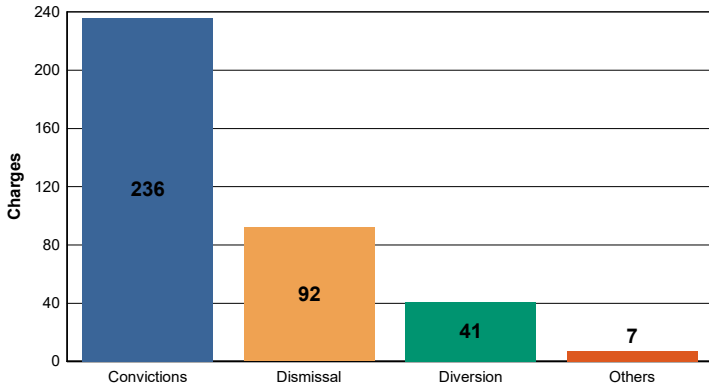
There were 376 felony level offenses and 16 non-felony level offenses disposed within 183 circuit criminal cases during the fiscal year. Non-felony offenses include misdemeanor, violation, local ordinance or other level offense(s) within those cases.

	<b>Charges</b>	<b>Cases</b>
<b>Felony</b>	376	183
<b>Felony amended to Non-Felony</b>	16	

Of those 376 felony offenses, 236 (62.77%) were convicted; were acquitted (%); and 92 (24.47%) were dismissed.

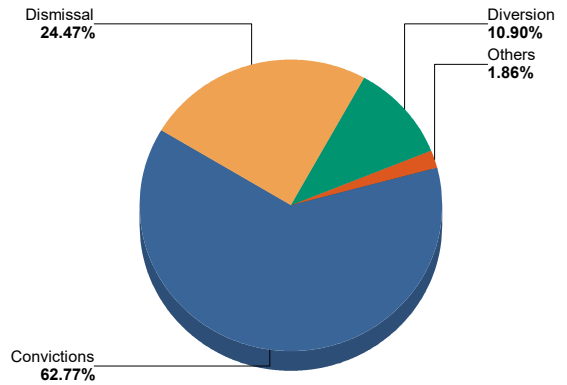
**Felony Charges by Disposition Type**

27A.460 - (1), (3), (4)



**Percent of Charges by Disposition Type**

27A.460 - (1), (3), (4)



**27A.460 (1) Conviction percentages;**

**27A.460 (3) Percentage of acquittals;**

**27A.460(4) Percentage of dismissals;**

\* "Others" disposition type include: Denied, Extradition, Grand Jury, Granted, Hung Jury, Merged, Mistrial, No Action Taken By Grand Jury, Other, Pardon - Prior to Adjudication Only, Peace Bond, Remanded, Set Aside/Voided, Sealed Records, Transfer, Drug Court Transfer, Vacated Judgment

**ADMINISTRATIVE OFFICE OF THE COURTS**

Research & Statistics

Annual Report FY 2018

Circuit Court - "Felony" Criminal Cases

**GRAYSON**

**Sentence Information by Charge Disposition Type**

27A.460 - (2)	Sentence Records	Jail or Prison Conditionally Discharged	Jail or Prison Suspended	Jail or Prison Time > 0	Net Costs > \$0.00	Net Fines > \$0.00	Net Home Incarceration Time	Net Home Incarceration Time Suspended	Net Probation Time Supervised	Net Probation Time Unsupervised	Net Suspended Costs > \$0.00	Net Suspended Fines > \$0.00	Other Conditions
Convicted	228		58 25.44%	228 100.00%	33 14.47%	6 2.63%			52 22.81%	6 2.63%			
Dismissed	3				3 100.00%								
Diverted	8				8 100.00%								
Others	4	1 25.00%	1 25.00%	4 100.00%	2 50.00%				1 25.00%	1 25.00%			2 50.00%
	243	1	59	232	46	6			53	7			2

**27A.460 (2) Percentages of fines, imprisonment, or other penalty assessment;**

\* Percentages are based on total sentence records per category (convicted, acquitted...etc)

\* There can be multiple sentence conditions to a single charge.

**Plea Type**

**27A.460 - (5), (6)**

		GUILTY	NOT GUILTY	UNKNOWN PLEA TYPE	TOTAL
Felony Charges	Original_Plea	24 6.38%	214 56.91%	138 36.70%	376 100.00%
	Final_Plea	235 62.50%	3 0.80%	138 36.70%	376 100.00%
Felony amended to Non-Felony	Original_Plea	-	-	16 100.00%	16 100.00%
	Final_Plea	-	-	16 100.00%	16 100.00%

**27A.460 (5) Percentage of pleas as charges;**

**27A.460 (6) Percentage of pleas to reduce charges;**

**ADMINISTRATIVE OFFICE OF THE COURTS**

Research & Statistics

**Annual Report FY 2018**

**Circuit Court - "Felony" Criminal Cases**

**GRAYSON**

Cases can have multiple charges which are heard either by a court trial, jury trial, no trial or by a combination of trial types. Depending upon the seriousness of the offense and the consequences of a guilty verdict, defendants in criminal cases have the constitutional right to a jury of their peers. In a jury trial, the Judge decides questions of law, and the jury decides whether the defendant is guilty or not guilty on each of the offense(s) charged. In a court trial, the judge decides questions of law and decides if guilty or not guilty on each offense(s) charges. The cases are categorized by how all the charges within the case were disposed. If all charges were disposed by the same trial type, it's counted in the separate category, otherwise, it's counted within the "Mixed Trial" category. If a charge had a nothing entered or it had "no trial" it's counted in the "No Trial" category.

<b>Cases by Trial Type</b>	<b>27A.460 - (7), (8), (9), (10)</b>	<b>NO TRIAL</b>	<b>Total</b>
Felony Amended Down to Non-Felony		<b>16</b> 100.00%	<b>16</b> 100.00%
Felony Charges		<b>183</b> 100.00%	<b>183</b> 100.00%
Felony Convictions		<b>124</b> 100.00%	<b>124</b> 100.00%

*27A.460 (7) Percentage of disposition to guilty as charged by trial;  
 27A.460 (8) Percentage of those found guilty of lesser charge by trial;  
 27A.460 (9) Percentage of cases where jury trial taken;  
 27A.460 (10) Percentage of trials which are bench (court) trials; and*

**Shock Probation by  
Disposition Type**

	<b>27A.440 (3b)</b>	<b>Denied</b>	<b>Granted</b>	<b>Total</b>
0026090 SHOCK PROBATION IN FELONY CONVICTIONS		<b>31</b> 64.58%	<b>16</b> 33.33%	<b>47</b> 97.9166%
0026100 SHOCK PROBATION IN MISDEMEANOR CONVICTIONS		<b>1</b> 2.08%	<b>-</b>	<b>1</b> 2.0833%

**27A.440 (3) Cases in which shock probation has been granted:**  
 (b) Extracted data on shock probation shall be placed in the annual report of the Administrative Office of the Courts.

**ADMINISTRATIVE OFFICE OF THE COURTS**

Research & Statistics

**Annual Report FY 2018**

**Circuit Court - "Felony" Criminal Cases**

**GREEN**

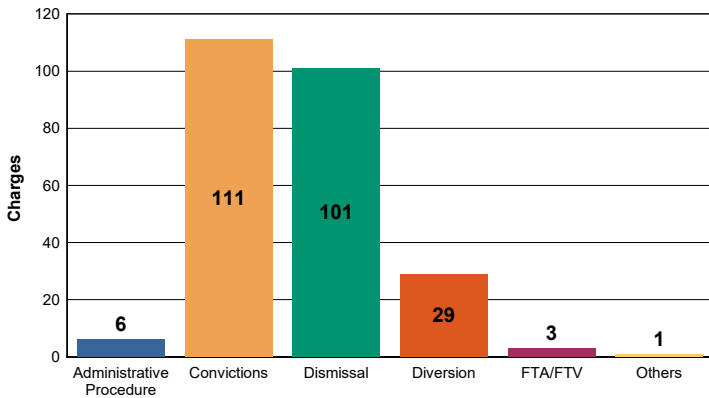
There were 251 felony level offenses and 20 non-felony level offenses disposed within 97 circuit criminal cases during the fiscal year. Non-felony offenses include misdemeanor, violation, local ordinance or other level offense(s) within those cases.

	<b>Charges</b>	<b>Cases</b>
<b>Felony</b>	251	97
<b>Felony amended to Non-Felony</b>	20	

Of those 251 felony offenses, 111 (44.22%) were convicted; were acquitted (%); and 101 (40.24%) were dismissed.

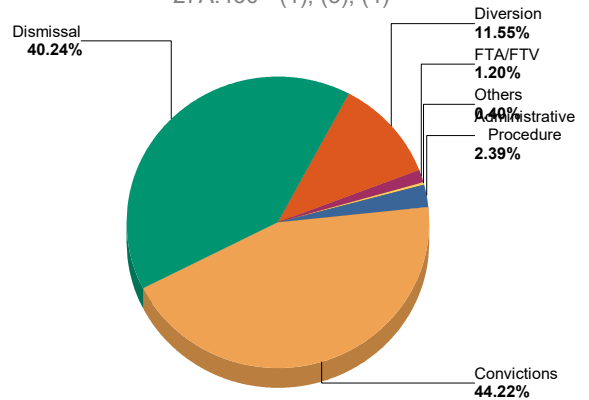
**Felony Charges by Disposition Type**

27A.460 - (1), (3), (4)



**Percent of Charges by Disposition Type**

27A.460 - (1), (3), (4)



**27A.460 (1) Conviction percentages;**

**27A.460 (3) Percentage of acquittals;**

**27A.460(4) Percentage of dismissals;**

\* "Others" disposition type include: Denied, Extradition, Grand Jury, Granted, Hung Jury, Merged, Mistrial, No Action Taken By Grand Jury, Other, Pardon - Prior to Adjudication Only, Peace Bond, Remanded, Set Aside/Voided, Sealed Records, Transfer, Drug Court Transfer, Vacated Judgment



**ADMINISTRATIVE OFFICE OF THE COURTS**

Research & Statistics

**Annual Report FY 2018**

**Circuit Court - "Felony" Criminal Cases**

**GREEN**

**Sentence Information by Charge Disposition Type**

27A.460 - (2)	Sentence Records	Jail or Prison Conditionally Discharged	Jail or Prison Suspended	Jail or Prison Time > 0	Net Costs > \$0.00	Net Fines > \$0.00	Net Home Incarceration Time	Net Home Incarceration Time Suspended	Net Probation Time Supervised	Net Probation Time Unsupervised	Net Suspended Costs > \$0.00	Net Suspended Fines > \$0.00	Other Conditions
Convicted	108		62 57.41%	88 81.48%	32 29.63%	3 2.78%			56 51.85%				8 7.41%
Dismissed	5				3 60.00%	2 40.00%							
Diverted	1												
	114		62	88	35	5			56				8

**27A.460 (2) Percentages of fines, imprisonment, or other penalty assessment;**

\* Percentages are based on total sentence records per category (convicted, acquitted...etc)

\* There can be multiple sentence conditions to a single charge.

**Plea Type**

**27A.460 - (5), (6)**

		GUILTY	NOT GUILTY	UNKNOWN PLEA TYPE	TOTAL
Felony Charges	Original_Plea	27 10.76%	26 10.36%	198 78.88%	251 100.00%
	Final_Plea	46 18.33%	7 2.79%	198 78.88%	251 100.00%
Felony amended to Non-Felony	Original_Plea	-	9 45.00%	11 55.00%	20 100.00%
	Final_Plea	-	9 45.00%	11 55.00%	20 100.00%

**27A.460 (5) Percentage of pleas as charges;**

**27A.460 (6) Percentage of pleas to reduce charges;**

**ADMINISTRATIVE OFFICE OF THE COURTS**

Research & Statistics

**Annual Report FY 2018**

**Circuit Court - "Felony" Criminal Cases**

**GREEN**

Cases can have multiple charges which are heard either by a court trial, jury trial, no trial or by a combination of trial types. Depending upon the seriousness of the offense and the consequences of a guilty verdict, defendants in criminal cases have the constitutional right to a jury of their peers. In a jury trial, the Judge decides questions of law, and the jury decides whether the defendant is guilty or not guilty on each of the offense(s) charged. In a court trial, the judge decides questions of law and decides if guilty or not guilty on each offense(s) charges. The cases are categorized by how all the charges within the case were disposed. If all charges were disposed by the same trial type, it's counted in the separate category, otherwise, it's counted within the "Mixed Trial" category. If a charge had a nothing entered or it had "no trial" it's counted in the "No Trial" category.

<b>Cases by Trial Type</b>	<b>27A.460 - (7), (8), (9), (10)</b>	<b>NO TRIAL</b>	<b>Total</b>
Felony Amended Down to Non-Felony		<b>13</b> 100.00%	<b>13</b> 100.00%
Felony Charges		<b>97</b> 100.00%	<b>97</b> 100.00%
Felony Convictions		<b>44</b> 100.00%	<b>44</b> 100.00%

*27A.460 (7) Percentage of disposition to guilty as charged by trial;  
 27A.460 (8) Percentage of those found guilty of lesser charge by trial;  
 27A.460 (9) Percentage of cases where jury trial taken;  
 27A.460 (10) Percentage of trials which are bench (court) trials; and*

**Shock Probation by  
Disposition Type**

	<b>27A.440 (3b)</b>	<b>Denied</b>	<b>Granted</b>	<b>Total</b>
0026090 SHOCK PROBATION IN FELONY CONVICTIONS		<b>3</b> 75.00%	<b>1</b> 25.00%	<b>4</b> 100.0000%

**27A.440 (3) Cases in which shock probation has been granted:**  
 (b) Extracted data on shock probation shall be placed in the annual report of the Administrative Office of the Courts.

**ADMINISTRATIVE OFFICE OF THE COURTS**

Research & Statistics

**Annual Report FY 2018**

**Circuit Court - "Felony" Criminal Cases**

**GREENUP**

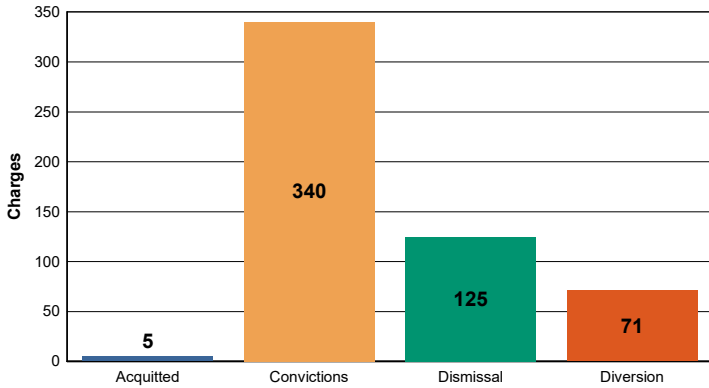
There were 541 felony level offenses and 0 non-felony level offenses disposed within 340 circuit criminal cases during the fiscal year. Non-felony offenses include misdemeanor, violation, local ordinance or other level offense(s) within those cases.

	<b>Charges</b>	<b>Cases</b>
<b>Felony</b>	541	340
<b>Felony amended to Non-Felony</b>	0	

Of those 541 felony offenses, 340 (62.85%) were convicted; 5 were acquitted (0.92%); and 125 (23.11%) were dismissed.

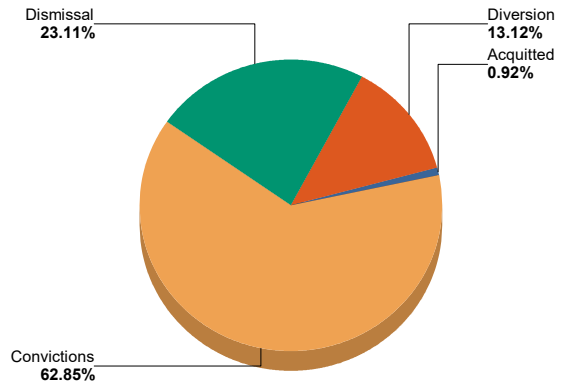
**Felony Charges by Disposition Type**

27A.460 - (1), (3), (4)



**Percent of Charges by Disposition Type**

27A.460 - (1), (3), (4)



**27A.460 (1) Conviction percentages;**

**27A.460 (3) Percentage of acquittals;**

**27A.460(4) Percentage of dismissals;**

\* "Others" disposition type include: Denied, Extradition, Grand Jury, Granted, Hung Jury, Merged, Mistrial, No Action Taken By Grand Jury, Other, Pardon - Prior to Adjudication Only, Peace Bond, Remanded, Set Aside/Voided, Sealed Records, Transfer, Drug Court Transfer, Vacated Judgment

**ADMINISTRATIVE OFFICE OF THE COURTS**

Research & Statistics

**Annual Report FY 2018**

**Circuit Court - "Felony" Criminal Cases**

**GREENUP**

**Sentence Information by Charge Disposition Type**

<b>27A.460 - (2)</b>	<b>Sentence Records</b>	<b>Jail or Prison Conditionally Discharged</b>	<b>Jail or Prison Suspended</b>	<b>Jail or Prison Time &gt; 0</b>	<b>Net Costs &gt; \$0.00</b>	<b>Net Fines &gt; \$0.00</b>	<b>Net Home Incarceration Time</b>	<b>Net Home Incarceration Time Suspended</b>	<b>Net Probation Time Supervised</b>	<b>Net Probation Time Unsupervised</b>	<b>Net Suspended Costs &gt; \$0.00</b>	<b>Net Suspended Fines &gt; \$0.00</b>	<b>Other Conditions</b>
<b>Convicted</b>	<b>328</b>		<b>76</b>	<b>326</b>	<b>174</b>				<b>56</b>	<b>20</b>			<b>10</b>
			23.17%	99.39%	53.05%				17.07%	6.10%			3.05%
<b>Dismissed</b>	<b>3</b>		<b>2</b>	<b>3</b>	<b>1</b>				<b>1</b>				
			66.67%	100.00%	33.33%				33.33%				
<b>Diverted</b>	<b>1</b>				<b>1</b>								
					100.00%								
	<b>332</b>		<b>78</b>	<b>329</b>	<b>176</b>				<b>57</b>	<b>20</b>			<b>10</b>

**27A.460 (2) Percentages of fines, imprisonment, or other penalty assessment;**

\* Percentages are based on total sentence records per category (convicted, acquitted...etc)

\* There can be multiple sentence conditions to a single charge.

**Plea Type**

<b>27A.460 - (5), (6)</b>		<b>GUILTY</b>	<b>NOT GUILTY</b>	<b>UNKNOWN PLEA TYPE</b>	<b>TOTAL</b>
<b>Felony Charges</b>	<b>Original_Plea</b>	-	<b>297</b>	<b>244</b>	<b>541</b>
		0.00%	54.90%	45.10%	100.00%
	<b>Final_Plea</b>	<b>297</b>	-	<b>244</b>	<b>541</b>
		54.90%	0.00%	45.10%	100.00%

**27A.460 (5) Percentage of pleas as charges;**

**27A.460 (6) Percentage of pleas to reduce charges;**

**ADMINISTRATIVE OFFICE OF THE COURTS**

Research & Statistics

**Annual Report FY 2018**

**Circuit Court - "Felony" Criminal Cases**

**GREENUP**

Cases can have multiple charges which are heard either by a court trial, jury trial, no trial or by a combination of trial types. Depending upon the seriousness of the offense and the consequences of a guilty verdict, defendants in criminal cases have the constitutional right to a jury of their peers. In a jury trial, the Judge decides questions of law, and the jury decides whether the defendant is guilty or not guilty on each of the offense(s) charged. In a court trial, the judge decides questions of law and decides if guilty or not guilty on each offense(s) charges. The cases are categorized by how all the charges within the case were disposed. If all charges were disposed by the same trial type, it's counted in the separate category, otherwise, it's counted within the "Mixed Trial" category. If a charge had a nothing entered or it had "no trial" it's counted in the "No Trial" category.

<b>Cases by Trial Type</b>	<b>27A.460 - (7), (8), (9), (10)</b>	<b>JURY TRIAL</b>	<b>NO TRIAL</b>	<b>Total</b>
Felony Charges		1 0.29%	340 100.00%	341 100.29%
Felony Convictions		-	205 100.00%	205 100.00%

27A.460 (7) Percentage of disposition to guilty as charged by trial;  
 27A.460 (8) Percentage of those found guilty of lesser charge by trial;  
 27A.460 (9) Percentage of cases where jury trial taken;  
 27A.460 (10) Percentage of trials which are bench (court) trials; and

**Shock Probation by  
Disposition Type**

	<b>27A.440 (3b)</b>	<b>Denied</b>	<b>Granted</b>	<b>Total</b>
0026090 SHOCK PROBATION IN FELONY CONVICTIONS		49 96.08%	2 3.92%	51 100.0000%

27A.440 (3) Cases in which shock probation has been granted:  
 (b) Extracted data on shock probation shall be placed in the annual report of the Administrative Office of the Courts.

**ADMINISTRATIVE OFFICE OF THE COURTS**

Research & Statistics

**Annual Report FY 2018**

**Circuit Court - "Felony" Criminal Cases**

**GREENUP**

**Youthful Offenders**

Note: Per statute 635.020 (7) If a person who is eighteen (18) or older and before the court is charged with a felony that occurred prior to his eighteenth birthday, the court shall, upon motion of the county attorney made prior to adjudication, and after the county attorney has consulted with the Commonwealth's attorney, that the child be proceeded against as a youthful offender, proceed in accordance with the provisions of KRS 640.010.

The youthful offender data is pulled by looking at the circuit criminal cases with defendant's age calculated from date of birth to the case filing date, which is under 18, however, those eighteen(18) or older may not be accounted.

There were 1 felony level offenses and 0 non-felony level offenses disposed within 1 circuit criminal cases during the fiscal year. Non-felony offenses include misdemeanor, violation, local ordinance or other level offense(s) within those cases.

27A.460 - (11)	Charges	Cases
Felony	1	1
Felony amended to Non-Felony	-	

**27A.460 (11) The number of juvenile offenders tried as an adult.**

Of the 1 felony level offenses disposed within the youthful offender cases, (%) charges were convicted.

Youthful Offender	Dismissal	Total
Felony Charges by Disposition Type	1 100.00%	1 100.00%

ADMINISTRATIVE OFFICE OF THE COURTS

Research & Statistics

Annual Report FY 2018

Circuit Court - "Felony" Criminal Cases

**HANCOCK**

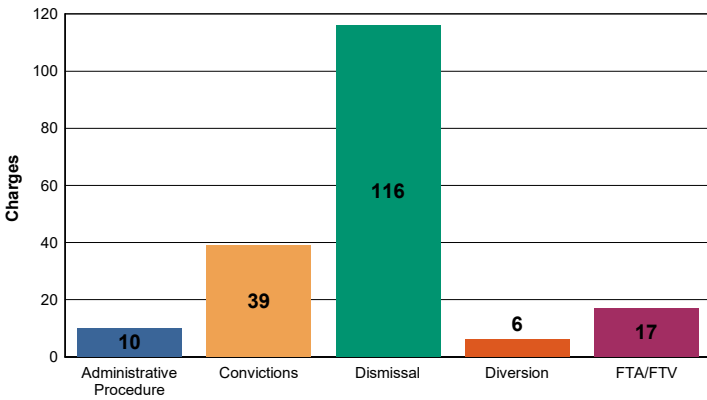
There were 188 felony level offenses and 3 non-felony level offenses disposed within 67 circuit criminal cases during the fiscal year. Non-felony offenses include misdemeanor, violation, local ordinance or other level offense(s) within those cases.

	Charges	Cases
Felony	188	67
Felony amended to Non-Felony	3	

Of those 188 felony offenses, 39 (20.74%) were convicted; were acquitted (%); and 116 (61.70%) were dismissed.

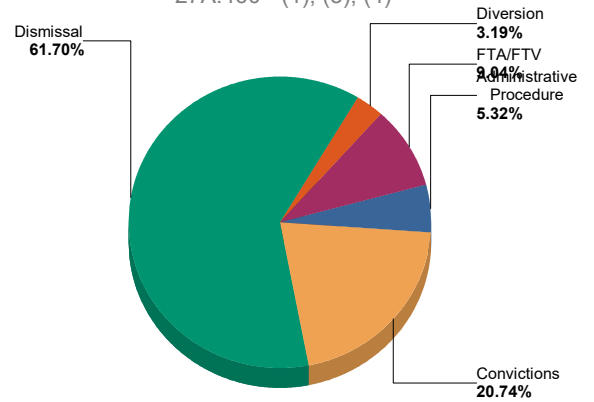
**Felony Charges by Disposition Type**

27A.460 - (1), (3), (4)



**Percent of Charges by Disposition Type**

27A.460 - (1), (3), (4)



**27A.460 (1) Conviction percentages;**

**27A.460 (3) Percentage of acquittals;**

**27A.460(4) Percentage of dismissals;**

\* "Others" disposition type include: Denied, Extradition, Grand Jury, Granted, Hung Jury, Merged, Mistrial, No Action Taken By Grand Jury, Other, Pardon - Prior to Adjudication Only, Peace Bond, Remanded, Set Aside/Voided, Sealed Records, Transfer, Drug Court Transfer, Vacated Judgment

**ADMINISTRATIVE OFFICE OF THE COURTS**

Research & Statistics

Annual Report FY 2018

Circuit Court - "Felony" Criminal Cases

**HANCOCK**

**Sentence Information by Charge Disposition Type**

27A.460 - (2)	Sentence Records	Jail or Prison Conditionally Discharged	Jail or Prison Suspended	Jail or Prison Time > 0	Net Costs > \$0.00	Net Fines > \$0.00	Net Home Incarceration Time	Net Home Incarceration Time Suspended	Net Probation Time Supervised	Net Probation Time Unsupervised	Net Suspended Costs > \$0.00	Net Suspended Fines > \$0.00	Other Conditions
Convicted	39	5 12.82%	15 38.46%	32 82.05%	12 30.77%	1 2.56%			10 25.64%	1 2.56%			17 43.59%
Dismissed	2		1 50.00%	1 50.00%	1 50.00%								
Diverted	6		3 50.00%	5 83.33%	1 16.67%				1 16.67%	1 16.67%			6 100.00%
	47	5	19	38	14	1			11	2			23

27A.460 (2) Percentages of fines, imprisonment, or other penalty assessment;

\* Percentages are based on total sentence records per category (convicted, acquitted...etc)

\* There can be multiple sentence conditions to a single charge.

**Plea Type**

27A.460 - (5), (6)		NOT GUILTY	UNKNOWN PLEA TYPE	TOTAL
Felony Charges	Original_Plea	15 7.98%	173 92.02%	188 100.00%
	Final_Plea	15 7.98%	173 92.02%	188 100.00%
Felony amended to Non-Felony	Original_Plea	-	3 100.00%	3 100.00%
	Final_Plea	-	3 100.00%	3 100.00%

27A.460 (5) Percentage of pleas as charges;

27A.460 (6) Percentage of pleas to reduce charges;



**ADMINISTRATIVE OFFICE OF THE COURTS**

Research & Statistics

**Annual Report FY 2018**

**Circuit Court - "Felony" Criminal Cases**

**HANCOCK**

Cases can have multiple charges which are heard either by a court trial, jury trial, no trial or by a combination of trial types. Depending upon the seriousness of the offense and the consequences of a guilty verdict, defendants in criminal cases have the constitutional right to a jury of their peers. In a jury trial, the Judge decides questions of law, and the jury decides whether the defendant is guilty or not guilty on each of the offense(s) charged. In a court trial, the judge decides questions of law and decides if guilty or not guilty on each offense(s) charges. The cases are categorized by how all the charges within the case were disposed. If all charges were disposed by the same trial type, it's counted in the separate category, otherwise, it's counted within the "Mixed Trial" category. If a charge had a nothing entered or it had "no trial" it's counted in the "No Trial" category.

<b>Cases by Trial Type</b>	<b>27A.460 - (7), (8), (9), (10)</b>	<b>JURY TRIAL</b>	<b>NO TRIAL</b>	<b>Total</b>
Felony Amended Down to Non-Felony		-	<b>3</b> 100.00%	<b>3</b> 100.00%
Felony Charges		<b>1</b> 1.49%	<b>66</b> 98.51%	<b>67</b> 100.00%
Felony Convictions		-	<b>29</b> 100.00%	<b>29</b> 100.00%

*27A.460 (7) Percentage of disposition to guilty as charged by trial;  
 27A.460 (8) Percentage of those found guilty of lesser charge by trial;  
 27A.460 (9) Percentage of cases where jury trial taken;  
 27A.460 (10) Percentage of trials which are bench (court) trials; and*

**Shock Probation by  
Disposition Type**

	<b>27A.440 (3b)</b>	<b>Denied</b>	<b>Granted</b>	<b>Others</b>	<b>Withdrawn</b>	<b>Total</b>
0026090 SHOCK PROBATION IN FELONY CONVICTIONS		<b>13</b> 65.00%	<b>4</b> 20.00%	<b>1</b> 5.00%	<b>2</b> 10.00%	<b>20</b> 100.0000%

**27A.440 (3) Cases in which shock probation has been granted:**  
 (b) Extracted data on shock probation shall be placed in the annual report of the Administrative Office of the Courts.

ADMINISTRATIVE OFFICE OF THE COURTS

Research & Statistics

Annual Report FY 2018

Circuit Court - "Felony" Criminal Cases

**HARDIN**

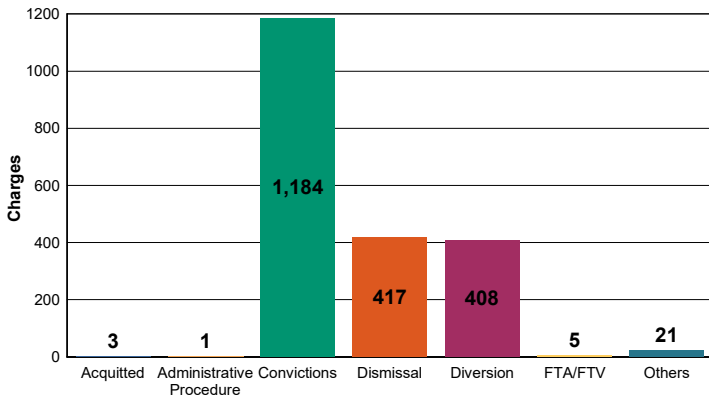
There were 2,039 felony level offenses and 32 non-felony level offenses disposed within 1,204 circuit criminal cases during the fiscal year. Non-felony offenses include misdemeanor, violation, local ordinance or other level offense(s) within those cases.

	Charges	Cases
Felony	2,039	1,204
Felony amended to Non-Felony	32	

Of those 2,039 felony offenses, 1,184 (58.07%) were convicted; 3 were acquitted (0.15%); and 417 (20.45%) were dismissed.

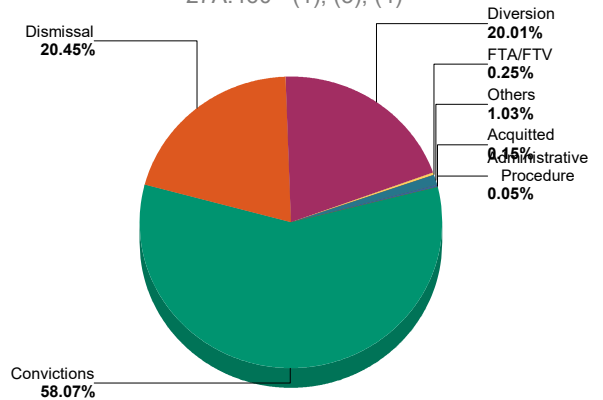
**Felony Charges by Disposition Type**

27A.460 - (1), (3), (4)



**Percent of Charges by Disposition Type**

27A.460 - (1), (3), (4)



**27A.460 (1) Conviction percentages;**

**27A.460 (3) Percentage of acquittals;**

**27A.460(4) Percentage of dismissals;**

\* "Others" disposition type include: Denied, Extradition, Grand Jury, Granted, Hung Jury, Merged, Mistrial, No Action Taken By Grand Jury, Other, Pardon - Prior to Adjudication Only, Peace Bond, Remanded, Set Aside/Voided, Sealed Records, Transfer, Drug Court Transfer, Vacated Judgment

**ADMINISTRATIVE OFFICE OF THE COURTS**

Research & Statistics

**Annual Report FY 2018**

**Circuit Court - "Felony" Criminal Cases**

**HARDIN**

**Sentence Information by Charge Disposition Type**

27A.460 - (2)	Sentence Records	Jail or Prison Conditionally Discharged	Jail or Prison Suspended	Jail or Prison Time > 0	Net Costs > \$0.00	Net Fines > \$0.00	Net Home Incarceration Time	Net Home Incarceration Time Suspended	Net Probation Time Supervised	Net Probation Time Unsupervised	Net Suspended Costs > \$0.00	Net Suspended Fines > \$0.00	Other Conditions
Acquitted	1			1 100.00%	1 100.00%								
Convicted	1,153		362 31.40%	1,150 99.74%	625 54.21%	45 3.90%							3 0.26%
Dismissed	13		9 69.23%	9 69.23%	11 84.62%	4 30.77%			4 30.77%	1 7.69%			2 15.38%
Diverted	110		7 6.36%	8 7.27%	106 96.36%	3 2.73%							
	1,277		378	1,168	743	52			4	1			5

**27A.460 (2) Percentages of fines, imprisonment, or other penalty assessment;**

\* Percentages are based on total sentence records per category (convicted, acquitted...etc)

\* There can be multiple sentence conditions to a single charge.

**Plea Type**

**27A.460 - (5), (6)**

		GUILTY	NOT GUILTY	UNKNOWN PLEA TYPE	TOTAL
Felony Charges	Original_Plea	48 2.35%	1,261 61.84%	730 35.80%	2,039 100.00%
	Final_Plea	1,273 62.43%	36 1.77%	730 35.80%	2,039 100.00%
Felony amended to Non-Felony	Original_Plea	- 0.00%	3 9.38%	29 90.63%	32 100.00%
	Final_Plea	3 9.38%	- 0.00%	29 90.63%	32 100.00%

**27A.460 (5) Percentage of pleas as charges;**

**27A.460 (6) Percentage of pleas to reduce charges;**

**ADMINISTRATIVE OFFICE OF THE COURTS**

Research & Statistics

**Annual Report FY 2018**

**Circuit Court - "Felony" Criminal Cases**

**HARDIN**

Cases can have multiple charges which are heard either by a court trial, jury trial, no trial or by a combination of trial types. Depending upon the seriousness of the offense and the consequences of a guilty verdict, defendants in criminal cases have the constitutional right to a jury of their peers. In a jury trial, the Judge decides questions of law, and the jury decides whether the defendant is guilty or not guilty on each of the offense(s) charged. In a court trial, the judge decides questions of law and decides if guilty or not guilty on each offense(s) charges. The cases are categorized by how all the charges within the case were disposed. If all charges were disposed by the same trial type, it's counted in the separate category, otherwise, it's counted within the "Mixed Trial" category. If a charge had a nothing entered or it had "no trial" it's counted in the "No Trial" category.

<b>Cases by Trial Type</b>	<b>27A.460 - (7), (8), (9), (10)</b>	<b>JURY TRIAL</b>	<b>NO TRIAL</b>	<b>Total</b>
Felony Amended Down to Non-Felony		-	27 100.00%	27 100.00%
Felony Charges		7 0.58%	1,198 99.50%	1,205 100.08%
Felony Convictions		4 0.53%	751 99.60%	755 100.13%

*27A.460 (7) Percentage of disposition to guilty as charged by trial;  
 27A.460 (8) Percentage of those found guilty of lesser charge by trial;  
 27A.460 (9) Percentage of cases where jury trial taken;  
 27A.460 (10) Percentage of trials which are bench (court) trials; and*

**Shock Probation by  
Disposition Type**

	<b>27A.440 (3b)</b>	<b>Denied</b>	<b>Granted</b>	<b>Total</b>
0026090 SHOCK PROBATION IN FELONY CONVICTIONS		96 97.96%	2 2.04%	98 100.0000%

**27A.440 (3) Cases in which shock probation has been granted:**  
 (b) Extracted data on shock probation shall be placed in the annual report of the Administrative Office of the Courts.

**ADMINISTRATIVE OFFICE OF THE COURTS**

Research & Statistics

**Annual Report FY 2018**

**Circuit Court - "Felony" Criminal Cases**

**HARDIN**

**Youthful Offenders**

Note: Per statute 635.020 (7) If a person who is eighteen (18) or older and before the court is charged with a felony that occurred prior to his eighteenth birthday, the court shall, upon motion of the county attorney made prior to adjudication, and after the county attorney has consulted with the Commonwealth's attorney, that the child be proceeded against as a youthful offender, proceed in accordance with the provisions of KRS 640.010.

The youthful offender data is pulled by looking at the circuit criminal cases with defendant's age calculated from date of birth to the case filing date, which is under 18, however, those eighteen(18) or older may not be accounted.

There were 3 felony level offenses and 0 non-felony level offenses disposed within 2 circuit criminal cases during the fiscal year. Non-felony offenses include misdemeanor, violation, local ordinance or other level offense(s) within those cases.

27A.460 - (11)		Charges	Cases
Felony		3	2
Felony amended to Non-Felony		-	

**27A.460 (11) The number of juvenile offenders tried as an adult.**

Of the 3 felony level offenses disposed within the youthful offender cases, 2 (66.67%) charges were convicted.

Youthful Offender	Convictions	Diversion	Total
	Felony Charges by Disposition Type	2 66.67%	1 33.33%

Youthful Offender	GUILTY	Total
	Felony Charges Convicted by Disposition Type	2 100.00%

**ADMINISTRATIVE OFFICE OF THE COURTS**

Research & Statistics

**Annual Report FY 2018**

**Circuit Court - "Felony" Criminal Cases**

**HARLAN**

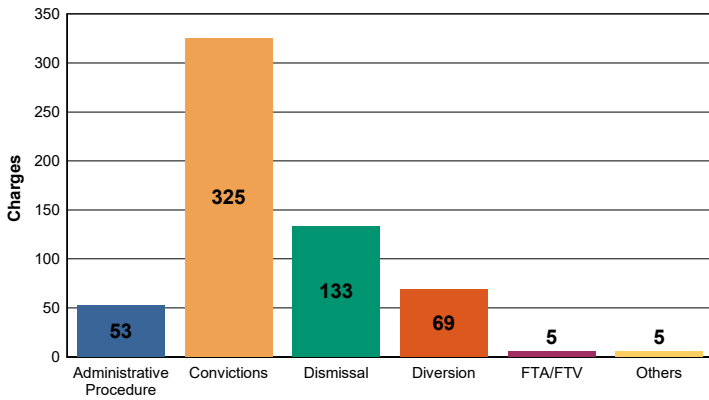
There were 590 felony level offenses and 29 non-felony level offenses disposed within 309 circuit criminal cases during the fiscal year. Non-felony offenses include misdemeanor, violation, local ordinance or other level offense(s) within those cases.

	<b>Charges</b>	<b>Cases</b>
<b>Felony</b>	590	309
<b>Felony amended to Non-Felony</b>	29	

Of those 590 felony offenses, 325 (55.08%) were convicted; were acquitted (%); and 133 (22.54%) were dismissed.

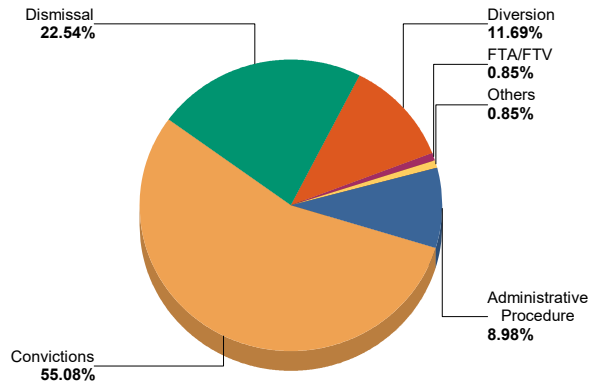
**Felony Charges by Disposition Type**

27A.460 - (1), (3), (4)



**Percent of Charges by Disposition Type**

27A.460 - (1), (3), (4)



**27A.460 (1) Conviction percentages;**

**27A.460 (3) Percentage of acquittals;**

**27A.460(4) Percentage of dismissals;**

\* "Others" disposition type include: Denied, Extradition, Grand Jury, Granted, Hung Jury, Merged, Mistrial, No Action Taken By Grand Jury, Other, Pardon - Prior to Adjudication Only, Peace Bond, Remanded, Set Aside/Voided, Sealed Records, Transfer, Drug Court Transfer, Vacated Judgment

**ADMINISTRATIVE OFFICE OF THE COURTS**

Research & Statistics

**Annual Report FY 2018**

**Circuit Court - "Felony" Criminal Cases**

**HARLAN**

**Sentence Information by Charge Disposition Type**

27A.460 - (2)	Sentence Records	Jail or Prison Conditionally Discharged	Jail or Prison Suspended	Jail or Prison Time > 0	Net Costs > \$0.00	Net Fines > \$0.00	Net Home Incarceration Time	Net Home Incarceration Time Suspended	Net Probation Time Supervised	Net Probation Time Unsupervised	Net Suspended Costs > \$0.00	Net Suspended Fines > \$0.00	Other Conditions
Convicted	288	1 0.35%	149 51.74%	287 99.65%	116 40.28%	2 0.69%			132 45.83%	20 6.94%			59 20.49%
Dismissed	2		1 50.00%	1 50.00%						1 50.00%			1 50.00%
Diverted	2				2 100.00%								
FTA/FTV	2												
Others	1			1 100.00%	1 100.00%								
	295	1	150	289	119	2			132	21			60

**27A.460 (2) Percentages of fines, imprisonment, or other penalty assessment;**

\* Percentages are based on total sentence records per category (convicted, acquitted...etc)

\* There can be multiple sentence conditions to a single charge.

**Plea Type**

27A.460 - (5), (6)		GUILTY	NOT GUILTY	UNKNOWN PLEA TYPE	TOTAL
Felony Charges	Original_Plea	2 0.34%	419 71.02%	169 28.64%	590 100.00%
	Final_Plea	414 70.17%	7 1.19%	169 28.64%	590 100.00%
Felony amended to Non-Felony	Original_Plea	-	1 3.45%	28 96.55%	29 100.00%
	Final_Plea	1 3.45%	-	28 96.55%	29 100.00%

**27A.460 (5) Percentage of pleas as charges;**

**27A.460 (6) Percentage of pleas to reduce charges;**

**ADMINISTRATIVE OFFICE OF THE COURTS**

Research & Statistics

**Annual Report FY 2018**

**Circuit Court - "Felony" Criminal Cases**

**HARLAN**

Cases can have multiple charges which are heard either by a court trial, jury trial, no trial or by a combination of trial types. Depending upon the seriousness of the offense and the consequences of a guilty verdict, defendants in criminal cases have the constitutional right to a jury of their peers. In a jury trial, the Judge decides questions of law, and the jury decides whether the defendant is guilty or not guilty on each of the offense(s) charged. In a court trial, the judge decides questions of law and decides if guilty or not guilty on each offense(s) charges. The cases are categorized by how all the charges within the case were disposed. If all charges were disposed by the same trial type, it's counted in the separate category, otherwise, it's counted within the "Mixed Trial" category. If a charge had a nothing entered or it had "no trial" it's counted in the "No Trial" category.

<b>Cases by Trial Type</b>	<b>27A.460 - (7), (8), (9), (10)</b>	<b>JURY TRIAL</b>	<b>NO TRIAL</b>	<b>Total</b>
Felony Amended Down to Non-Felony		-	23 100.00%	23 100.00%
Felony Charges		4 1.29%	305 98.71%	309 100.00%
Felony Convictions		4 2.45%	159 97.55%	163 100.00%

*27A.460 (7) Percentage of disposition to guilty as charged by trial;  
 27A.460 (8) Percentage of those found guilty of lesser charge by trial;  
 27A.460 (9) Percentage of cases where jury trial taken;  
 27A.460 (10) Percentage of trials which are bench (court) trials; and*

**Shock Probation by  
Disposition Type**

	<b>27A.440 (3b)</b>	<b>Denied</b>	<b>Granted</b>	<b>Total</b>
0026090 SHOCK PROBATION IN FELONY CONVICTIONS		16 84.21%	3 15.79%	19 100.0000%

**27A.440 (3) Cases in which shock probation has been granted:**  
 (b) Extracted data on shock probation shall be placed in the annual report of the Administrative Office of the Courts.



**ADMINISTRATIVE OFFICE OF THE COURTS**

Research & Statistics

**Annual Report FY 2018**

**Circuit Court - "Felony" Criminal Cases**

**HARLAN**

**Youthful Offenders**

Note: Per statute 635.020 (7) If a person who is eighteen (18) or older and before the court is charged with a felony that occurred prior to his eighteenth birthday, the court shall, upon motion of the county attorney made prior to adjudication, and after the county attorney has consulted with the Commonwealth's attorney, that the child be proceeded against as a youthful offender, proceed in accordance with the provisions of KRS 640.010.

The youthful offender data is pulled by looking at the circuit criminal cases with defendant's age calculated from date of birth to the case filing date, which is under 18, however, those eighteen(18) or older may not be accounted.

There were 1 felony level offenses and 0 non-felony level offenses disposed within 1 circuit criminal cases during the fiscal year. Non-felony offenses include misdemeanor, violation, local ordinance or other level offense(s) within those cases.

27A.460 - (11)	Charges	Cases
Felony	1	1
Felony amended to Non-Felony	-	

**27A.460 (11) The number of juvenile offenders tried as an adult.**

Of the 1 felony level offenses disposed within the youthful offender cases, (%) charges were convicted.

Youthful Offender	Dismissal	Total
Felony Charges by Disposition Type	1 100.00%	1 100.00%

**ADMINISTRATIVE OFFICE OF THE COURTS**

Research & Statistics

**Annual Report FY 2018**

**Circuit Court - "Felony" Criminal Cases**

**HARRISON**

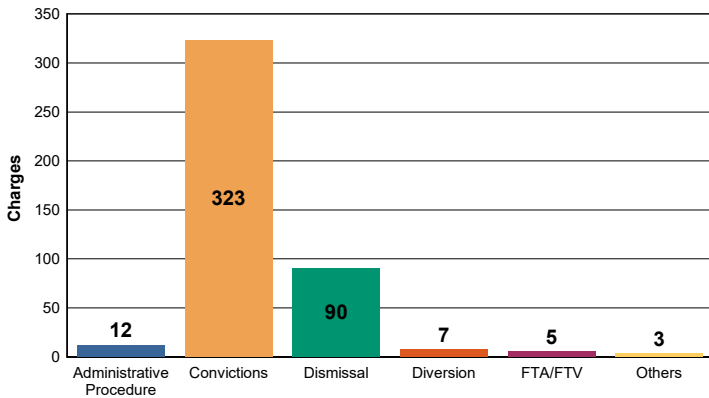
There were 440 felony level offenses and 3 non-felony level offenses disposed within 152 circuit criminal cases during the fiscal year. Non-felony offenses include misdemeanor, violation, local ordinance or other level offense(s) within those cases.

	<b>Charges</b>	<b>Cases</b>
<b>Felony</b>	440	152
<b>Felony amended to Non-Felony</b>	3	

Of those 440 felony offenses, 323 (73.41%) were convicted; were acquitted (%); and 90 (20.45%) were dismissed.

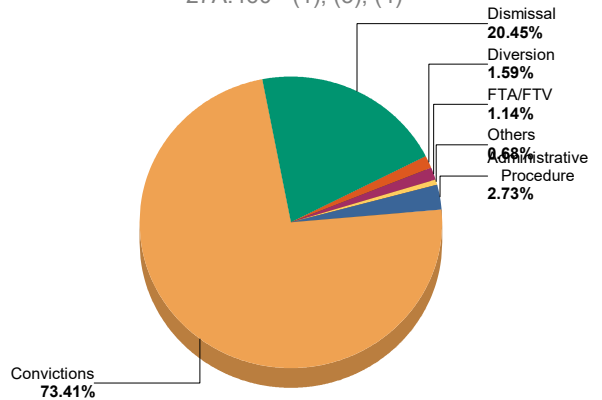
**Felony Charges by Disposition Type**

27A.460 - (1), (3), (4)



**Percent of Charges by Disposition Type**

27A.460 - (1), (3), (4)



**27A.460 (1) Conviction percentages;**

**27A.460 (3) Percentage of acquittals;**

**27A.460(4) Percentage of dismissals;**

\* "Others" disposition type include: Denied, Extradition, Grand Jury, Granted, Hung Jury, Merged, Mistrial, No Action Taken By Grand Jury, Other, Pardon - Prior to Adjudication Only, Peace Bond, Remanded, Set Aside/Voided, Sealed Records, Transfer, Drug Court Transfer, Vacated Judgment

**ADMINISTRATIVE OFFICE OF THE COURTS**

Research & Statistics

**Annual Report FY 2018**

**Circuit Court - "Felony" Criminal Cases**

**HARRISON**

**Sentence Information by Charge Disposition Type**

27A.460 - (2)	Sentence Records	Jail or Prison Conditionally Discharged	Jail or Prison Suspended	Jail or Prison Time > 0	Net Costs > \$0.00	Net Fines > \$0.00	Net Home Incarceration Time	Net Home Incarceration Time Suspended	Net Probation Time Supervised	Net Probation Time Unsupervised	Net Suspended Costs > \$0.00	Net Suspended Fines > \$0.00	Other Conditions
Convicted	290	83 28.62%		290 100.00%	110 37.93%	1 0.34%			81 27.93%	2 0.69%			89 30.69%
Others	3	1 33.33%	1 33.33%	3 100.00%	2 66.67%				2 66.67%				1 33.33%
	293	84	1	293	112	1			83	2			90

**27A.460 (2) Percentages of fines, imprisonment, or other penalty assessment;**

\* Percentages are based on total sentence records per category (convicted, acquitted...etc)

\* There can be multiple sentence conditions to a single charge.

**Plea Type**

	27A.460 - (5), (6)	UNKNOWN PLEA TYPE	TOTAL
Felony Charges	Original_Plea	440 100.00%	440 100.00%
	Final_Plea	440 100.00%	440 100.00%
Felony amended to Non-Felony	Original_Plea	3 100.00%	3 100.00%
	Final_Plea	3 100.00%	3 100.00%

**27A.460 (5) Percentage of pleas as charges;**

**27A.460 (6) Percentage of pleas to reduce charges;**

**ADMINISTRATIVE OFFICE OF THE COURTS**

Research & Statistics

**Annual Report FY 2018**

**Circuit Court - "Felony" Criminal Cases**

**HARRISON**

Cases can have multiple charges which are heard either by a court trial, jury trial, no trial or by a combination of trial types. Depending upon the seriousness of the offense and the consequences of a guilty verdict, defendants in criminal cases have the constitutional right to a jury of their peers. In a jury trial, the Judge decides questions of law, and the jury decides whether the defendant is guilty or not guilty on each of the offense(s) charged. In a court trial, the judge decides questions of law and decides if guilty or not guilty on each offense(s) charges. The cases are categorized by how all the charges within the case were disposed. If all charges were disposed by the same trial type, it's counted in the separate category, otherwise, it's counted within the "Mixed Trial" category. If a charge had a nothing entered or it had "no trial" it's counted in the "No Trial" category.

<b>Cases by Trial Type</b>	<b>27A.460 - (7), (8), (9), (10)</b>	<b>NO TRIAL</b>	<b>Total</b>
Felony Amended Down to Non-Felony		<b>3</b> 100.00%	<b>3</b> 100.00%
Felony Charges		<b>152</b> 100.00%	<b>152</b> 100.00%
Felony Convictions		<b>121</b> 100.00%	<b>121</b> 100.00%

*27A.460 (7) Percentage of disposition to guilty as charged by trial;  
 27A.460 (8) Percentage of those found guilty of lesser charge by trial;  
 27A.460 (9) Percentage of cases where jury trial taken;  
 27A.460 (10) Percentage of trials which are bench (court) trials; and*

**Shock Probation by  
Disposition Type**

	<b>27A.440 (3b)</b>	<b>Denied</b>	<b>Granted</b>	<b>Total</b>
0026090 SHOCK PROBATION IN FELONY CONVICTIONS		<b>53</b> 72.60%	<b>20</b> 27.40%	<b>73</b> 100.0000%

**27A.440 (3) Cases in which shock probation has been granted:**  
 (b) Extracted data on shock probation shall be placed in the annual report of the Administrative Office of the Courts.

ADMINISTRATIVE OFFICE OF THE COURTS

Research & Statistics

Annual Report FY 2018

Circuit Court - "Felony" Criminal Cases

HART

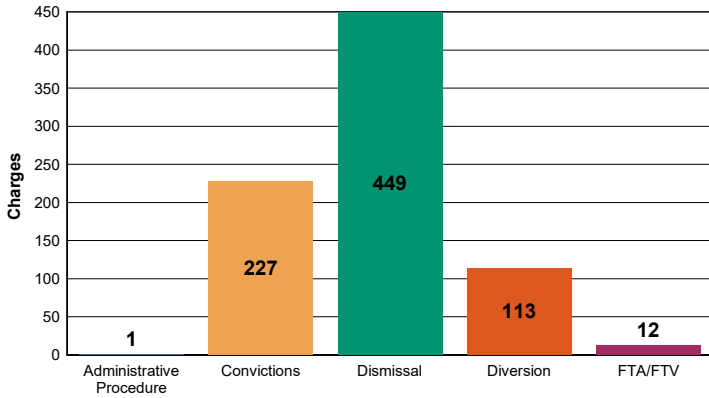
There were 802 felony level offenses and 30 non-felony level offenses disposed within 208 circuit criminal cases during the fiscal year. Non-felony offenses include misdemeanor, violation, local ordinance or other level offense(s) within those cases.

	Charges	Cases
Felony	802	208
Felony amended to Non-Felony	30	

Of those 802 felony offenses, 227 (28.30%) were convicted; were acquitted (%); and 449 (55.99%) were dismissed.

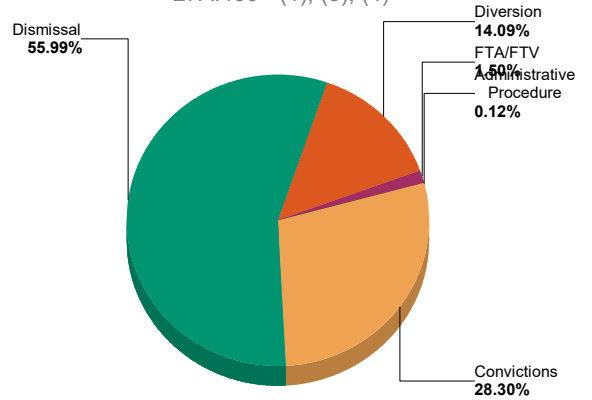
Felony Charges by Disposition Type

27A.460 - (1), (3), (4)



Percent of Charges by Disposition Type

27A.460 - (1), (3), (4)



27A.460 (1) Conviction percentages;

27A.460 (3) Percentage of acquittals;

27A.460(4) Percentage of dismissals;

\* "Others" disposition type include: Denied, Extradition, Grand Jury, Granted, Hung Jury, Merged, Mistrial, No Action Taken By Grand Jury, Other, Pardon - Prior to Adjudication Only, Peace Bond, Remanded, Set Aside/Voided, Sealed Records, Transfer, Drug Court Transfer, Vacated Judgment

**ADMINISTRATIVE OFFICE OF THE COURTS**

Research & Statistics

**Annual Report FY 2018**

**Circuit Court - "Felony" Criminal Cases**

**HART**

**Sentence Information by Charge Disposition Type**

27A.460 - (2)	Sentence Records	Jail or Prison Conditionally Discharged	Jail or Prison Suspended	Jail or Prison Time > 0	Net Costs > \$0.00	Net Fines > \$0.00	Net Home Incarceration Time	Net Home Incarceration Time Suspended	Net Probation Time Supervised	Net Probation Time Unsupervised	Net Suspended Costs > \$0.00	Net Suspended Fines > \$0.00	Other Conditions
Convicted	220	26 11.82%	105 47.73%	214 97.27%	104 47.27%				65 29.55%				78 35.45%
Dismissed	1		1 100.00%	1 100.00%	1 100.00%				1 100.00%				1 100.00%
Diverted	40				36 90.00%								10 25.00%
	261	26	106	215	141				66				89

27A.460 (2) Percentages of fines, imprisonment, or other penalty assessment;

\* Percentages are based on total sentence records per category (convicted, acquitted...etc)

\* There can be multiple sentence conditions to a single charge.

**Plea Type**

Plea Type	27A.460 - (5), (6)	GUILTY	NOT GUILTY	UNKNOWN PLEA TYPE	TOTAL
Felony Charges	Original_Plea	-	350 43.64%	452 56.36%	802 100.00%
	Final_Plea	337 42.02%	13 1.62%	452 56.36%	802 100.00%
Felony amended to Non-Felony	Original_Plea	-	1 3.33%	29 96.67%	30 100.00%
	Final_Plea	-	1 3.33%	29 96.67%	30 100.00%

27A.460 (5) Percentage of pleas as charges;

27A.460 (6) Percentage of pleas to reduce charges;

**ADMINISTRATIVE OFFICE OF THE COURTS**

Research & Statistics

**Annual Report FY 2018**

**Circuit Court - "Felony" Criminal Cases**

**HART**

Cases can have multiple charges which are heard either by a court trial, jury trial, no trial or by a combination of trial types. Depending upon the seriousness of the offense and the consequences of a guilty verdict, defendants in criminal cases have the constitutional right to a jury of their peers. In a jury trial, the Judge decides questions of law, and the jury decides whether the defendant is guilty or not guilty on each of the offense(s) charged. In a court trial, the judge decides questions of law and decides if guilty or not guilty on each offense(s) charges. The cases are categorized by how all the charges within the case were disposed. If all charges were disposed by the same trial type, it's counted in the separate category, otherwise, it's counted within the "Mixed Trial" category. If a charge had a nothing entered or it had "no trial" it's counted in the "No Trial" category.

<b>Cases by Trial Type</b>	<b>27A.460 - (7), (8), (9), (10)</b>	<b>JURY TRIAL</b>	<b>NO TRIAL</b>	<b>Total</b>
Felony Amended Down to Non-Felony		-	<b>26</b> 100.00%	<b>26</b> 100.00%
Felony Charges		<b>1</b> 0.48%	<b>207</b> 99.52%	<b>208</b> 100.00%
Felony Convictions		<b>1</b> 0.91%	<b>109</b> 99.09%	<b>110</b> 100.00%

*27A.460 (7) Percentage of disposition to guilty as charged by trial;  
 27A.460 (8) Percentage of those found guilty of lesser charge by trial;  
 27A.460 (9) Percentage of cases where jury trial taken;  
 27A.460 (10) Percentage of trials which are bench (court) trials; and*

**Shock Probation by  
Disposition Type**

	<b>27A.440 (3b)</b>	<b>Denied</b>	<b>Granted</b>	<b>Total</b>
0026090 SHOCK PROBATION IN FELONY CONVICTIONS		<b>25</b> 86.21%	<b>4</b> 13.79%	<b>29</b> 100.0000%

**27A.440 (3) Cases in which shock probation has been granted:**  
 (b) Extracted data on shock probation shall be placed in the annual report of the Administrative Office of the Courts.

**ADMINISTRATIVE OFFICE OF THE COURTS**

Research & Statistics

**Annual Report FY 2018**

**Circuit Court - "Felony" Criminal Cases**

**HENDERSON**

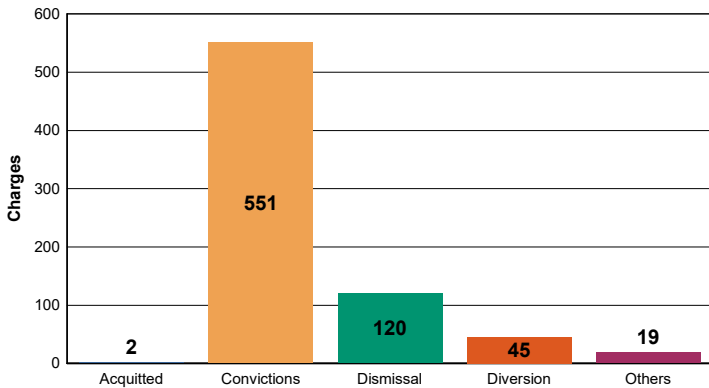
There were 737 felony level offenses and 32 non-felony level offenses disposed within 462 circuit criminal cases during the fiscal year. Non-felony offenses include misdemeanor, violation, local ordinance or other level offense(s) within those cases.

	<b>Charges</b>	<b>Cases</b>
<b>Felony</b>	737	462
<b>Felony amended to Non-Felony</b>	32	

Of those 737 felony offenses, 551 (74.76%) were convicted; 2 were acquitted (0.27%); and 120 (16.28%) were dismissed.

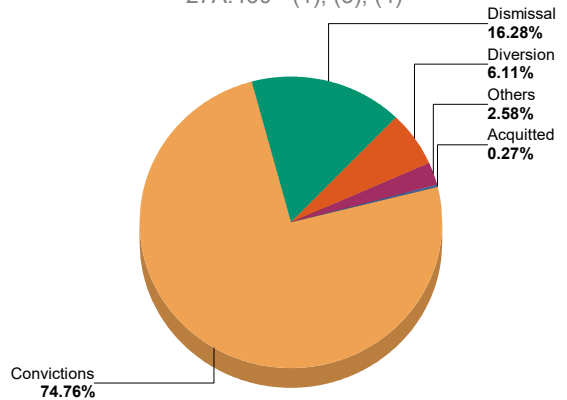
**Felony Charges by Disposition Type**

27A.460 - (1), (3), (4)



**Percent of Charges by Disposition Type**

27A.460 - (1), (3), (4)



**27A.460 (1) Conviction percentages;**

**27A.460 (3) Percentage of acquittals;**

**27A.460(4) Percentage of dismissals;**

\* "Others" disposition type include: Denied, Extradition, Grand Jury, Granted, Hung Jury, Merged, Mistrial, No Action Taken By Grand Jury, Other, Pardon - Prior to Adjudication Only, Peace Bond, Remanded, Set Aside/Voided, Sealed Records, Transfer, Drug Court Transfer, Vacated Judgment



**ADMINISTRATIVE OFFICE OF THE COURTS**

Research & Statistics

**Annual Report FY 2018**

**Circuit Court - "Felony" Criminal Cases**

**HENDERSON**

**Sentence Information by Charge Disposition Type**

27A.460 - (2)	Sentence Records	Jail or Prison Conditionally Discharged	Jail or Prison Suspended	Jail or Prison Time > 0	Net Costs > \$0.00	Net Fines > \$0.00	Net Home Incarceration Time	Net Home Incarceration Time Suspended	Net Probation Time Supervised	Net Probation Time Unsupervised	Net Suspended Costs > \$0.00	Net Suspended Fines > \$0.00	Other Conditions
Convicted	502	83 16.53%	2 0.40%	502 100.00%	377 75.10%				66 13.15%	1 0.20%			137 27.29%
Dismissed	7	6 85.71%	1 14.29%	7 100.00%	4 57.14%				6 85.71%				6 85.71%
Diverted	45	45 100.00%		45 100.00%	36 80.00%				42 93.33%				38 84.44%
Others	1				1 100.00%	1 100.00%							
	555	134	3	554	418	1			114	1			181

**27A.460 (2) Percentages of fines, imprisonment, or other penalty assessment;**

\* Percentages are based on total sentence records per category (convicted, acquitted...etc)

\* There can be multiple sentence conditions to a single charge.

**Plea Type**

**27A.460 - (5), (6)**

		GUILTY	NOT GUILTY	UNKNOWN PLEA TYPE	TOTAL
Felony Charges	Original_Plea	79 10.72%	628 85.21%	30 4.07%	737 100.00%
	Final_Plea	598 81.14%	109 14.79%	30 4.07%	737 100.00%
Felony amended to Non-Felony	Original_Plea	- 0.00%	28 87.50%	4 12.50%	32 100.00%
	Final_Plea	1 3.13%	27 84.38%	4 12.50%	32 100.00%

**27A.460 (5) Percentage of pleas as charges;**

**27A.460 (6) Percentage of pleas to reduce charges;**

**ADMINISTRATIVE OFFICE OF THE COURTS**

Research & Statistics

**Annual Report FY 2018**

**Circuit Court - "Felony" Criminal Cases**

**HENDERSON**

Cases can have multiple charges which are heard either by a court trial, jury trial, no trial or by a combination of trial types. Depending upon the seriousness of the offense and the consequences of a guilty verdict, defendants in criminal cases have the constitutional right to a jury of their peers. In a jury trial, the Judge decides questions of law, and the jury decides whether the defendant is guilty or not guilty on each of the offense(s) charged. In a court trial, the judge decides questions of law and decides if guilty or not guilty on each offense(s) charges. The cases are categorized by how all the charges within the case were disposed. If all charges were disposed by the same trial type, it's counted in the separate category, otherwise, it's counted within the "Mixed Trial" category. If a charge had a nothing entered or it had "no trial" it's counted in the "No Trial" category.

<b>Cases by Trial Type</b>	<b>27A.460 - (7), (8), (9), (10)</b>	<b>JURY TRIAL</b>	<b>NO TRIAL</b>	<b>Total</b>
Felony Amended Down to Non-Felony		<b>1</b> 3.23%	<b>30</b> 96.77%	<b>31</b> 100.00%
Felony Charges		<b>2</b> 0.43%	<b>460</b> 99.57%	<b>462</b> 100.00%
Felony Convictions		-	<b>394</b> 100.00%	<b>394</b> 100.00%

*27A.460 (7) Percentage of disposition to guilty as charged by trial;  
 27A.460 (8) Percentage of those found guilty of lesser charge by trial;  
 27A.460 (9) Percentage of cases where jury trial taken;  
 27A.460 (10) Percentage of trials which are bench (court) trials; and*

**Shock Probation by  
Disposition Type**

	<b>27A.440 (3b)</b>	<b>Denied</b>	<b>Granted</b>	<b>Total</b>
0026090 SHOCK PROBATION IN FELONY CONVICTIONS		<b>129</b> 35.83%	<b>231</b> 64.17%	<b>360</b> 100.0000%

**27A.440 (3) Cases in which shock probation has been granted:**  
 (b) Extracted data on shock probation shall be placed in the annual report of the Administrative Office of the Courts.

**ADMINISTRATIVE OFFICE OF THE COURTS**

Research & Statistics

**Annual Report FY 2018**

**Circuit Court - "Felony" Criminal Cases**

**HENDERSON**

**Youthful Offenders**

Note: Per statute 635.020 (7) If a person who is eighteen (18) or older and before the court is charged with a felony that occurred prior to his eighteenth birthday, the court shall, upon motion of the county attorney made prior to adjudication, and after the county attorney has consulted with the Commonwealth's attorney, that the child be proceeded against as a youthful offender, proceed in accordance with the provisions of KRS 640.010.

The youthful offender data is pulled by looking at the circuit criminal cases with defendant's age calculated from date of birth to the case filing date, which is under 18, however, those eighteen(18) or older may not be accounted.

There were 6 felony level offenses and 0 non-felony level offenses disposed within 5 circuit criminal cases during the fiscal year. Non-felony offenses include misdemeanor, violation, local ordinance or other level offense(s) within those cases.

27A.460 - (11)		Charges	Cases
Felony		6	5
Felony amended to Non-Felony		-	

**27A.460 (11) The number of juvenile offenders tried as an adult.**

Of the 6 felony level offenses disposed within the youthful offender cases, 5 (83.33%) charges were convicted.

Youthful Offender	Convictions	Diversion	Total
	5 83.33%	1 16.67%	6 100.00%

Youthful Offender	GUILTY	Total
	5 100.00%	5 100.00%

ADMINISTRATIVE OFFICE OF THE COURTS

Research & Statistics

Annual Report FY 2018

Circuit Court - "Felony" Criminal Cases

HENRY

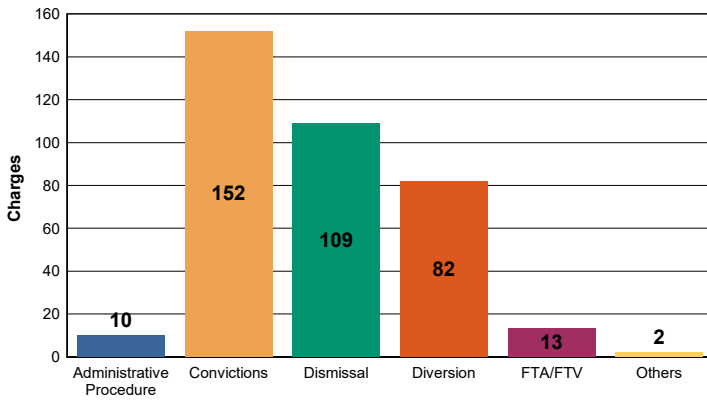
There were 368 felony level offenses and 10 non-felony level offenses disposed within 235 circuit criminal cases during the fiscal year. Non-felony offenses include misdemeanor, violation, local ordinance or other level offense(s) within those cases.

	Charges	Cases
Felony	368	235
Felony amended to Non-Felony	10	

Of those 368 felony offenses, 152 (41.30%) were convicted; were acquitted (%); and 109 (29.62%) were dismissed.

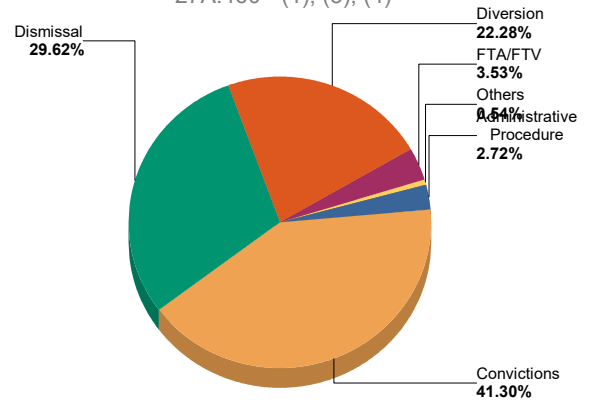
Felony Charges by Disposition Type

27A.460 - (1), (3), (4)



Percent of Charges by Disposition Type

27A.460 - (1), (3), (4)



27A.460 (1) Conviction percentages;

27A.460 (3) Percentage of acquittals;

27A.460(4) Percentage of dismissals;

\* "Others" disposition type include: Denied, Extradition, Grand Jury, Granted, Hung Jury, Merged, Mistrial, No Action Taken By Grand Jury, Other, Pardon - Prior to Adjudication Only, Peace Bond, Remanded, Set Aside/Voided, Sealed Records, Transfer, Drug Court Transfer, Vacated Judgment

**ADMINISTRATIVE OFFICE OF THE COURTS**

Research & Statistics

**Annual Report FY 2018**

**Circuit Court - "Felony" Criminal Cases**

**HENRY**

**Sentence Information by Charge Disposition Type**

27A.460 - (2)	Sentence Records	Jail or Prison Conditionally Discharged	Jail or Prison Suspended	Jail or Prison Time > 0	Net Costs > \$0.00	Net Fines > \$0.00	Net Home Incarceration Time	Net Home Incarceration Time Suspended	Net Probation Time Supervised	Net Probation Time Unsupervised	Net Suspended Costs > \$0.00	Net Suspended Fines > \$0.00	Other Conditions
Convicted	149	100 67.11%	149 100.00%	87 58.39%	3 2.01%	-	-	49 32.89%	3 2.01%	23 15.44%	-	107 71.81%	
Diverted	1	1 100.00%	1 100.00%	-	-	-	-	-	-	-	-	1 100.00%	
	150	101	150	87	3	-	-	49	3	23	-	108	

**27A.460 (2) Percentages of fines, imprisonment, or other penalty assessment;**

\* Percentages are based on total sentence records per category (convicted, acquitted...etc)

\* There can be multiple sentence conditions to a single charge.

**Plea Type**

27A.460 - (5), (6)		GUILTY	NOT GUILTY	UNKNOWN PLEA TYPE	TOTAL
Felony Charges	Original_Plea	102 27.72%	147 39.95%	119 32.34%	368 100.00%
	Final_Plea	249 67.66%	-	119 32.34%	368 100.00%
Felony amended to Non-Felony	Original_Plea	1 10.00%	1 10.00%	8 80.00%	10 100.00%
	Final_Plea	2 20.00%	-	8 80.00%	10 100.00%

**27A.460 (5) Percentage of pleas as charges;**

**27A.460 (6) Percentage of pleas to reduce charges;**

**ADMINISTRATIVE OFFICE OF THE COURTS**

Research & Statistics

**Annual Report FY 2018**

**Circuit Court - "Felony" Criminal Cases**

**HENRY**

Cases can have multiple charges which are heard either by a court trial, jury trial, no trial or by a combination of trial types. Depending upon the seriousness of the offense and the consequences of a guilty verdict, defendants in criminal cases have the constitutional right to a jury of their peers. In a jury trial, the Judge decides questions of law, and the jury decides whether the defendant is guilty or not guilty on each of the offense(s) charged. In a court trial, the judge decides questions of law and decides if guilty or not guilty on each offense(s) charges. The cases are categorized by how all the charges within the case were disposed. If all charges were disposed by the same trial type, it's counted in the separate category, otherwise, it's counted within the "Mixed Trial" category. If a charge had a nothing entered or it had "no trial" it's counted in the "No Trial" category.

<b>Cases by Trial Type</b>	<b>27A.460 - (7), (8), (9), (10)</b>	<b>JURY TRIAL</b>	<b>NO TRIAL</b>	<b>Total</b>
Felony Amended Down to Non-Felony		-	8 100.00%	8 100.00%
Felony Charges		1 0.43%	234 99.57%	235 100.00%
Felony Convictions		-	105 100.00%	105 100.00%

27A.460 (7) Percentage of disposition to guilty as charged by trial;  
 27A.460 (8) Percentage of those found guilty of lesser charge by trial;  
 27A.460 (9) Percentage of cases where jury trial taken;  
 27A.460 (10) Percentage of trials which are bench (court) trials; and

**Shock Probation by  
Disposition Type**

	<b>27A.440 (3b)</b>	<b>Denied</b>	<b>Granted</b>	<b>Total</b>
0026090 SHOCK PROBATION IN FELONY CONVICTIONS		3 33.33%	6 66.67%	9 100.0000%

27A.440 (3) Cases in which shock probation has been granted:  
 (b) Extracted data on shock probation shall be placed in the annual report of the Administrative Office of the Courts.

**ADMINISTRATIVE OFFICE OF THE COURTS**

Research & Statistics

**Annual Report FY 2018**

**Circuit Court - "Felony" Criminal Cases**

**HICKMAN**

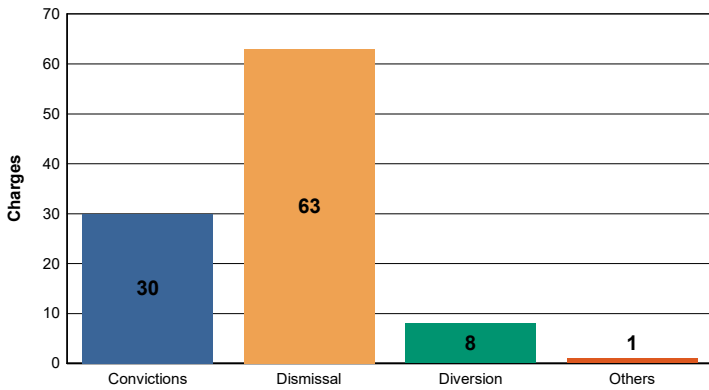
There were 102 felony level offenses and 8 non-felony level offenses disposed within 45 circuit criminal cases during the fiscal year. Non-felony offenses include misdemeanor, violation, local ordinance or other level offense(s) within those cases.

	<b>Charges</b>	<b>Cases</b>
<b>Felony</b>	102	45
<b>Felony amended to Non-Felony</b>	8	

Of those 102 felony offenses, 30 (29.41%) were convicted; were acquitted (%); and 63 (61.76%) were dismissed.

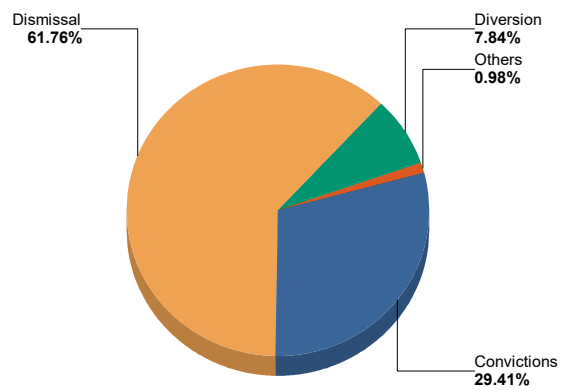
**Felony Charges by Disposition Type**

27A.460 - (1), (3), (4)



**Percent of Charges by Disposition Type**

27A.460 - (1), (3), (4)



**27A.460 (1) Conviction percentages;**

**27A.460 (3) Percentage of acquittals;**

**27A.460(4) Percentage of dismissals;**

\* "Others" disposition type include: Denied, Extradition, Grand Jury, Granted, Hung Jury, Merged, Mistrial, No Action Taken By Grand Jury, Other, Pardon - Prior to Adjudication Only, Peace Bond, Remanded, Set Aside/Voided, Sealed Records, Transfer, Drug Court Transfer, Vacated Judgment

**ADMINISTRATIVE OFFICE OF THE COURTS**

Research & Statistics

**Annual Report FY 2018**

**Circuit Court - "Felony" Criminal Cases**

**HICKMAN**

**Sentence Information by Charge Disposition Type**

27A.460 - (2)	Sentence Records	Jail or Prison Conditionally Discharged	Jail or Prison Suspended	Jail or Prison Time > 0	Net Costs > \$0.00	Net Fines > \$0.00	Net Home Incarceration Time	Net Home Incarceration Time Suspended	Net Probation Time Supervised	Net Probation Time Unsupervised	Net Suspended Costs > \$0.00	Net Suspended Fines > \$0.00	Other Conditions
Convicted	30	6 20.00%	4 13.33%	29 96.67%	18 60.00%	1 3.33%			10 33.33%				10 33.33%
Diverted	5				5 100.00%								
	35	6	4	29	23	1			10				10

**27A.460 (2) Percentages of fines, imprisonment, or other penalty assessment;**

\* Percentages are based on total sentence records per category (convicted, acquitted...etc)

\* There can be multiple sentence conditions to a single charge.

**Plea Type**

27A.460 - (5), (6)		GUILTY	NOT GUILTY	UNKNOWN PLEA TYPE	TOTAL
Felony Charges	Original_Plea	5 4.90%	17 16.67%	80 78.43%	102 100.00%
	Final_Plea	20 19.61%	2 1.96%	80 78.43%	102 100.00%
Felony amended to Non-Felony	Original_Plea	-	3 37.50%	5 62.50%	8 100.00%
	Final_Plea	-	3 37.50%	5 62.50%	8 100.00%

**27A.460 (5) Percentage of pleas as charges;**

**27A.460 (6) Percentage of pleas to reduce charges;**



**ADMINISTRATIVE OFFICE OF THE COURTS**

Research & Statistics

**Annual Report FY 2018**

**Circuit Court - "Felony" Criminal Cases**

**HICKMAN**

Cases can have multiple charges which are heard either by a court trial, jury trial, no trial or by a combination of trial types. Depending upon the seriousness of the offense and the consequences of a guilty verdict, defendants in criminal cases have the constitutional right to a jury of their peers. In a jury trial, the Judge decides questions of law, and the jury decides whether the defendant is guilty or not guilty on each of the offense(s) charged. In a court trial, the judge decides questions of law and decides if guilty or not guilty on each offense(s) charges. The cases are categorized by how all the charges within the case were disposed. If all charges were disposed by the same trial type, it's counted in the separate category, otherwise, it's counted within the "Mixed Trial" category. If a charge had a nothing entered or it had "no trial" it's counted in the "No Trial" category.

<b>Cases by Trial Type</b>	<b>27A.460 - (7), (8), (9), (10)</b>	<b>JURY TRIAL</b>	<b>NO TRIAL</b>	<b>Total</b>
Felony Amended Down to Non-Felony		<b>1</b> 14.29%	<b>6</b> 85.71%	<b>7</b> 100.00%
Felony Charges		<b>1</b> 2.22%	<b>44</b> 97.78%	<b>45</b> 100.00%
Felony Convictions		<b>1</b> 3.85%	<b>25</b> 96.15%	<b>26</b> 100.00%

*27A.460 (7) Percentage of disposition to guilty as charged by trial;  
 27A.460 (8) Percentage of those found guilty of lesser charge by trial;  
 27A.460 (9) Percentage of cases where jury trial taken;  
 27A.460 (10) Percentage of trials which are bench (court) trials; and*

**Shock Probation by  
Disposition Type**

	<b>27A.440 (3b)</b>	<b>Denied</b>	<b>Granted</b>	<b>Total</b>
0026090 SHOCK PROBATION IN FELONY CONVICTIONS		<b>7</b> 43.75%	<b>8</b> 50.00%	<b>15</b> 93.7500%
0026100 SHOCK PROBATION IN MISDEMEANOR CONVICTIONS		-	<b>1</b> 6.25%	<b>1</b> 6.2500%

**27A.440 (3) Cases in which shock probation has been granted:**  
 (b) Extracted data on shock probation shall be placed in the annual report of the Administrative Office of the Courts.

**ADMINISTRATIVE OFFICE OF THE COURTS**

Research & Statistics

**Annual Report FY 2018**

**Circuit Court - "Felony" Criminal Cases**

**HOPKINS**

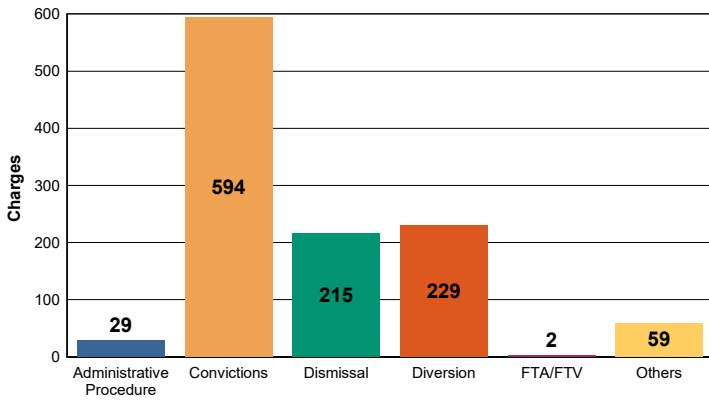
There were 1,128 felony level offenses and 25 non-felony level offenses disposed within 502 circuit criminal cases during the fiscal year. Non-felony offenses include misdemeanor, violation, local ordinance or other level offense(s) within those cases.

	<b>Charges</b>	<b>Cases</b>
<b>Felony</b>	1,128	502
<b>Felony amended to Non-Felony</b>	25	

Of those 1,128 felony offenses, 594 (52.66%) were convicted; were acquitted (%); and 215 (19.06%) were dismissed.

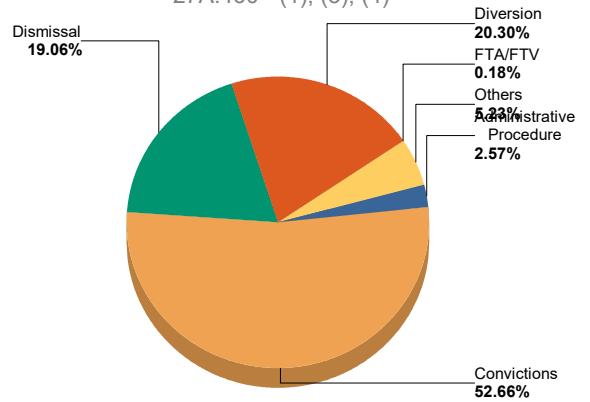
**Felony Charges by Disposition Type**

27A.460 - (1), (3), (4)



**Percent of Charges by Disposition Type**

27A.460 - (1), (3), (4)



**27A.460 (1) Conviction percentages;**

**27A.460 (3) Percentage of acquittals;**

**27A.460(4) Percentage of dismissals;**

\* "Others" disposition type include: Denied, Extradition, Grand Jury, Granted, Hung Jury, Merged, Mistrial, No Action Taken By Grand Jury, Other, Pardon - Prior to Adjudication Only, Peace Bond, Remanded, Set Aside/Voided, Sealed Records, Transfer, Drug Court Transfer, Vacated Judgment

**ADMINISTRATIVE OFFICE OF THE COURTS**

Research & Statistics

**Annual Report FY 2018**

**Circuit Court - "Felony" Criminal Cases**

**HOPKINS**

**Sentence Information by Charge Disposition Type**

27A.460 - (2)	Sentence Records	Jail or Prison Conditionally Discharged	Jail or Prison Suspended	Jail or Prison Time > 0	Net Costs > \$0.00	Net Fines > \$0.00	Net Home Incarceration Time	Net Home Incarceration Time Suspended	Net Probation Time Supervised	Net Probation Time Unsupervised	Net Suspended Costs > \$0.00	Net Suspended Fines > \$0.00	Other Conditions
Convicted	585	2 0.34%	307 52.48%	585 100.00%	27 4.62%				306 52.31%				315 53.85%
Others	26		15 57.69%	26 100.00%	2 7.69%				15 57.69%				8 30.77%
	611	2	322	611	29				321				323

*27A.460 (2) Percentages of fines, imprisonment, or other penalty assessment;*

\* Percentages are based on total sentence records per category (convicted, acquitted...etc)

\* There can be multiple sentence conditions to a single charge.

**Plea Type**

27A.460 - (5), (6)		GUILTY	NOT GUILTY	UNKNOWN PLEA TYPE	TOTAL
Felony Charges	Original_Plea	11 0.98%	757 67.11%	360 31.91%	1,128 100.00%
	Final_Plea	767 68.00%	1 0.09%	360 31.91%	1,128 100.00%
Felony amended to Non-Felony	Original_Plea	1 4.00%	- 0.00%	24 96.00%	25 100.00%
	Final_Plea	1 4.00%	- 0.00%	24 96.00%	25 100.00%

*27A.460 (5) Percentage of pleas as charges;*

*27A.460 (6) Percentage of pleas to reduce charges;*

**ADMINISTRATIVE OFFICE OF THE COURTS**

Research & Statistics

**Annual Report FY 2018**

**Circuit Court - "Felony" Criminal Cases**

**HOPKINS**

Cases can have multiple charges which are heard either by a court trial, jury trial, no trial or by a combination of trial types. Depending upon the seriousness of the offense and the consequences of a guilty verdict, defendants in criminal cases have the constitutional right to a jury of their peers. In a jury trial, the Judge decides questions of law, and the jury decides whether the defendant is guilty or not guilty on each of the offense(s) charged. In a court trial, the judge decides questions of law and decides if guilty or not guilty on each offense(s) charges. The cases are categorized by how all the charges within the case were disposed. If all charges were disposed by the same trial type, it's counted in the separate category, otherwise, it's counted within the "Mixed Trial" category. If a charge had a nothing entered or it had "no trial" it's counted in the "No Trial" category.

<b>Cases by Trial Type</b>	<b>27A.460 - (7), (8), (9), (10)</b>	<b>NO TRIAL</b>	<b>Total</b>
Felony Amended Down to Non-Felony		<b>17</b> 100.00%	<b>17</b> 100.00%
Felony Charges		<b>502</b> 100.00%	<b>502</b> 100.00%
Felony Convictions		<b>262</b> 100.00%	<b>262</b> 100.00%

*27A.460 (7) Percentage of disposition to guilty as charged by trial;  
 27A.460 (8) Percentage of those found guilty of lesser charge by trial;  
 27A.460 (9) Percentage of cases where jury trial taken;  
 27A.460 (10) Percentage of trials which are bench (court) trials; and*

**Shock Probation by  
Disposition Type**

	<b>27A.440 (3b)</b>	<b>Denied</b>	<b>Granted</b>	<b>Vacated</b>	<b>Withdrawn</b>	<b>Total</b>
0026090 SHOCK PROBATION IN FELONY CONVICTIONS		<b>78</b> 81.25%	<b>14</b> 14.58%	<b>3</b> 3.13%	<b>1</b> 1.04%	<b>96</b> 100.0000%

**27A.440 (3) Cases in which shock probation has been granted:**  
 (b) Extracted data on shock probation shall be placed in the annual report of the Administrative Office of the Courts.

**ADMINISTRATIVE OFFICE OF THE COURTS**

Research & Statistics

**Annual Report FY 2018**

**Circuit Court - "Felony" Criminal Cases**

**HOPKINS**

**Youthful Offenders**

Note: Per statute 635.020 (7) If a person who is eighteen (18) or older and before the court is charged with a felony that occurred prior to his eighteenth birthday, the court shall, upon motion of the county attorney made prior to adjudication, and after the county attorney has consulted with the Commonwealth's attorney, that the child be proceeded against as a youthful offender, proceed in accordance with the provisions of KRS 640.010.

The youthful offender data is pulled by looking at the circuit criminal cases with defendant's age calculated from date of birth to the case filing date, which is under 18, however, those eighteen(18) or older may not be accounted.

There were 5 felony level offenses and 0 non-felony level offenses disposed within 2 circuit criminal cases during the fiscal year. Non-felony offenses include misdemeanor, violation, local ordinance or other level offense(s) within those cases.

27A.460 - (11)		
	Charges	Cases
Felony	5	2
Felony amended to Non-Felony	-	

**27A.460 (11) The number of juvenile offenders tried as an adult.**

Of the 5 felony level offenses disposed within the youthful offender cases, 4 (80.00%) charges were convicted.

Youthful Offender	Convictions	Dismissal	Total
	Felony Charges by Disposition Type	4 80.00%	1 20.00%

Youthful Offender	GUILTY	Total
	Felony Charges Convicted by Disposition Type	4 100.00%

**ADMINISTRATIVE OFFICE OF THE COURTS**

Research & Statistics

**Annual Report FY 2018**

**Circuit Court - "Felony" Criminal Cases**

**JACKSON**

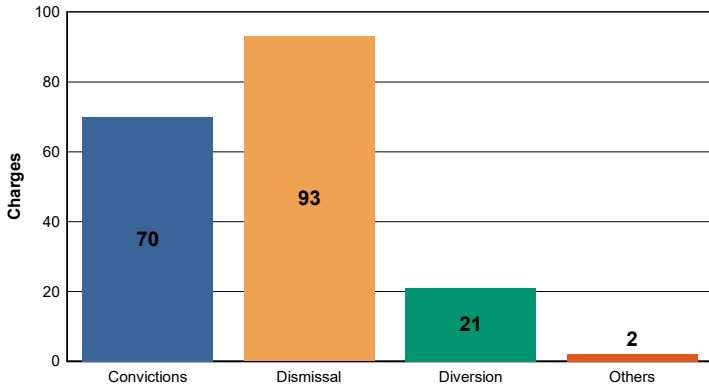
There were 186 felony level offenses and 5 non-felony level offenses disposed within 120 circuit criminal cases during the fiscal year. Non-felony offenses include misdemeanor, violation, local ordinance or other level offense(s) within those cases.

	<b>Charges</b>	<b>Cases</b>
<b>Felony</b>	186	120
<b>Felony amended to Non-Felony</b>	5	

Of those 186 felony offenses, 70 (37.63%) were convicted; were acquitted (%); and 93 (50.00%) were dismissed.

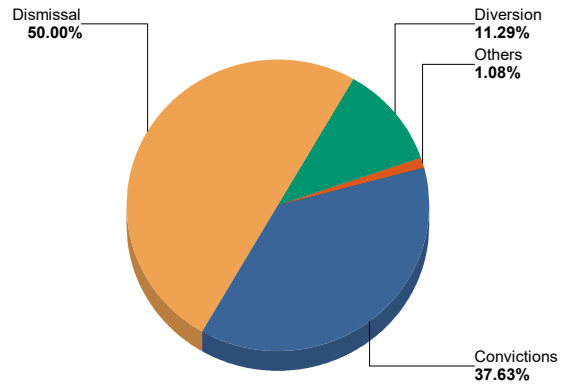
**Felony Charges by Disposition Type**

27A.460 - (1), (3), (4)



**Percent of Charges by Disposition Type**

27A.460 - (1), (3), (4)



**27A.460 (1) Conviction percentages;**

**27A.460 (3) Percentage of acquittals;**

**27A.460(4) Percentage of dismissals;**

\* "Others" disposition type include: Denied, Extradition, Grand Jury, Granted, Hung Jury, Merged, Mistrial, No Action Taken By Grand Jury, Other, Pardon - Prior to Adjudication Only, Peace Bond, Remanded, Set Aside/Voided, Sealed Records, Transfer, Drug Court Transfer, Vacated Judgment

**ADMINISTRATIVE OFFICE OF THE COURTS**

Research & Statistics

**Annual Report FY 2018**

**Circuit Court - "Felony" Criminal Cases**

**JACKSON**

**Sentence Information by Charge Disposition Type**

27A.460 - (2)	Sentence Records	Jail or Prison Conditionally Discharged	Jail or Prison Suspended	Jail or Prison Time > 0	Net Costs > \$0.00	Net Fines > \$0.00	Net Home Incarceration Time	Net Home Incarceration Time Suspended	Net Probation Time Supervised	Net Probation Time Unsupervised	Net Suspended Costs > \$0.00	Net Suspended Fines > \$0.00	Other Conditions
Convicted	67	14 20.90%	2 2.99%	67 100.00%	51 76.12%	-	-	-	15 22.39%	1 1.49%	-	-	11 16.42%
	67	14	2	67	51	-	-	-	15	1	-	-	11

**27A.460 (2) Percentages of fines, imprisonment, or other penalty assessment;**

\* Percentages are based on total sentence records per category (convicted, acquitted...etc)

\* There can be multiple sentence conditions to a single charge.

**Plea Type**

27A.460 - (5), (6)		GUILTY	NOT GUILTY	UNKNOWN PLEA TYPE	TOTAL
Felony Charges	Original_Plea	4 2.15%	57 30.65%	125 67.20%	186 100.00%
	Final_Plea	60 32.26%	1 0.54%	125 67.20%	186 100.00%
Felony amended to Non-Felony	Original_Plea	-	-	5 100.00%	5 100.00%
	Final_Plea	-	-	5 100.00%	5 100.00%

**27A.460 (5) Percentage of pleas as charges;**

**27A.460 (6) Percentage of pleas to reduce charges;**

**ADMINISTRATIVE OFFICE OF THE COURTS**

Research & Statistics

**Annual Report FY 2018**

**Circuit Court - "Felony" Criminal Cases**

**JACKSON**

Cases can have multiple charges which are heard either by a court trial, jury trial, no trial or by a combination of trial types. Depending upon the seriousness of the offense and the consequences of a guilty verdict, defendants in criminal cases have the constitutional right to a jury of their peers. In a jury trial, the Judge decides questions of law, and the jury decides whether the defendant is guilty or not guilty on each of the offense(s) charged. In a court trial, the judge decides questions of law and decides if guilty or not guilty on each offense(s) charges. The cases are categorized by how all the charges within the case were disposed. If all charges were disposed by the same trial type, it's counted in the separate category, otherwise, it's counted within the "Mixed Trial" category. If a charge had a nothing entered or it had "no trial" it's counted in the "No Trial" category.

<b>Cases by Trial Type</b>	<b>27A.460 - (7), (8), (9), (10)</b>	<b>JURY TRIAL</b>	<b>NO TRIAL</b>	<b>Total</b>
Felony Amended Down to Non-Felony		-	<b>5</b> 100.00%	<b>5</b> 100.00%
Felony Charges		<b>1</b> 0.83%	<b>119</b> 99.17%	<b>120</b> 100.00%
Felony Convictions		<b>1</b> 1.72%	<b>57</b> 98.28%	<b>58</b> 100.00%

*27A.460 (7) Percentage of disposition to guilty as charged by trial;  
 27A.460 (8) Percentage of those found guilty of lesser charge by trial;  
 27A.460 (9) Percentage of cases where jury trial taken;  
 27A.460 (10) Percentage of trials which are bench (court) trials; and*

**Shock Probation by  
Disposition Type**

	<b>27A.440 (3b)</b>	<b>Denied</b>	<b>Granted</b>	<b>Total</b>
0026090 SHOCK PROBATION IN FELONY CONVICTIONS		<b>10</b> 58.82%	<b>7</b> 41.18%	<b>17</b> 100.0000%

**27A.440 (3) Cases in which shock probation has been granted:**  
 (b) Extracted data on shock probation shall be placed in the annual report of the Administrative Office of the Courts.



ADMINISTRATIVE OFFICE OF THE COURTS

Research & Statistics

Annual Report FY 2018

Circuit Court - "Felony" Criminal Cases

JEFFERSON

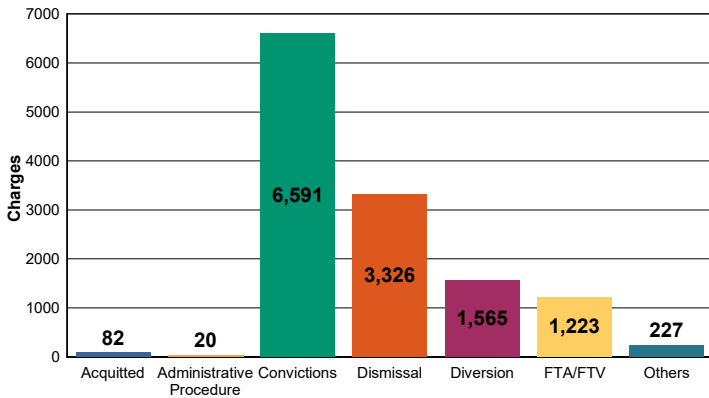
There were 13,034 felony level offenses and 670 non-felony level offenses disposed within 5,138 circuit criminal cases during the fiscal year. Non-felony offenses include misdemeanor, violation, local ordinance or other level offense(s) within those cases.

	Charges	Cases
Felony	13,034	5,138
Felony amended to Non-Felony	670	

Of those 13,034 felony offenses, 6,591 (50.57%) were convicted; 82 were acquitted (0.63%); and 3,326 (25.52%) were dismissed.

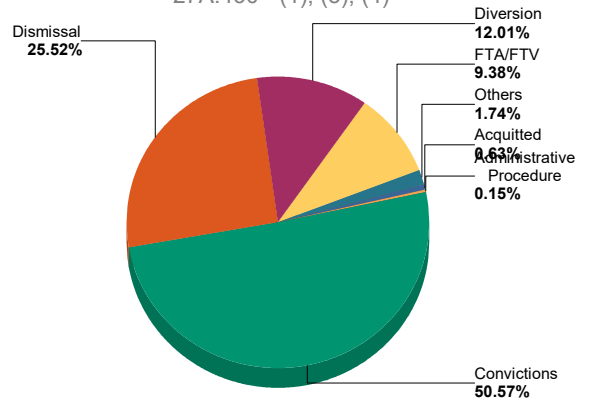
Felony Charges by Disposition Type

27A.460 - (1), (3), (4)



Percent of Charges by Disposition Type

27A.460 - (1), (3), (4)



27A.460 (1) Conviction percentages;

27A.460 (3) Percentage of acquittals;

27A.460(4) Percentage of dismissals;

\* "Others" disposition type include: Denied, Extradition, Grand Jury, Granted, Hung Jury, Merged, Mistrial, No Action Taken By Grand Jury, Other, Pardon - Prior to Adjudication Only, Peace Bond, Remanded, Set Aside/Voided, Sealed Records, Transfer, Drug Court Transfer, Vacated Judgment

**ADMINISTRATIVE OFFICE OF THE COURTS**

Research & Statistics

**Annual Report FY 2018**

**Circuit Court - "Felony" Criminal Cases**

**JEFFERSON**

**Sentence Information by Charge Disposition Type**

27A.460 - (2)	Sentence Records	Jail or Prison Conditionally Discharged	Jail or Prison Suspended	Jail or Prison Time > 0	Net Costs > \$0.00	Net Fines > \$0.00	Net Home Incarceration Time	Net Home Incarceration Time Suspended	Net Probation Time Supervised	Net Probation Time Unsupervised	Net Suspended Costs > \$0.00	Net Suspended Fines > \$0.00	Other Conditions
Convicted	6,407	142 2.22%	2,330 36.37%	6,395 99.81%	711 11.10%	342 5.34%	1 0.02%		2,224 34.71%	40 0.62%			307 4.79%
Dismissed	14	2 14.29%	5 35.71%	11 78.57%	4 28.57%	1 7.14%			4 28.57%				2 14.29%
Diverted	22		8 36.36%	9 40.91%	13 59.09%	2 9.09%			8 36.36%				4 18.18%
Others	138	2 1.45%	127 92.03%	138 100.00%	55 39.86%	24 17.39%			121 87.68%	1 0.72%		1 0.72%	24 17.39%
	6,581	146	2,470	6,553	783	369	1		2,357	41		1	337

**27A.460 (2) Percentages of fines, imprisonment, or other penalty assessment;**

\* Percentages are based on total sentence records per category (convicted, acquitted...etc)

\* There can be multiple sentence conditions to a single charge.

**Plea Type**

27A.460 - (5), (6)		GUILTY	NOT GUILTY	UNKNOWN PLEA TYPE	TOTAL
Felony Charges	Original_Plea	973 7.47%	7,613 58.41%	4,448 34.13%	13,034 100.00%
	Final_Plea	7,610 58.39%	976 7.49%	4,448 34.13%	13,034 100.00%
Felony amended to Non-Felony	Original_Plea	1 0.15%	138 20.60%	531 79.25%	670 100.00%
	Final_Plea	18 2.69%	121 18.06%	531 79.25%	670 100.00%

**27A.460 (5) Percentage of pleas as charges;**

**27A.460 (6) Percentage of pleas to reduce charges;**

**ADMINISTRATIVE OFFICE OF THE COURTS**

Research & Statistics

**Annual Report FY 2018**

**Circuit Court - "Felony" Criminal Cases**

**JEFFERSON**

Cases can have multiple charges which are heard either by a court trial, jury trial, no trial or by a combination of trial types. Depending upon the seriousness of the offense and the consequences of a guilty verdict, defendants in criminal cases have the constitutional right to a jury of their peers. In a jury trial, the Judge decides questions of law, and the jury decides whether the defendant is guilty or not guilty on each of the offense(s) charged. In a court trial, the judge decides questions of law and decides if guilty or not guilty on each offense(s) charges. The cases are categorized by how all the charges within the case were disposed. If all charges were disposed by the same trial type, it's counted in the separate category, otherwise, it's counted within the "Mixed Trial" category. If a charge had a nothing entered or it had "no trial" it's counted in the "No Trial" category.

<b>Cases by Trial Type</b>	<b>27A.460 - (7), (8), (9), (10)</b>	<b>COURT TRIAL</b>	<b>JURY TRIAL</b>	<b>NO TRIAL</b>	<b>Total</b>
Felony Amended Down to Non-Felony		-	2 0.40%	494 99.60%	496 100.00%
Felony Charges		1 0.02%	72 1.40%	5,080 98.87%	5,153 100.29%
Felony Convictions		-	52 1.88%	2,724 98.27%	2,776 100.14%

27A.460 (7) Percentage of disposition to guilty as charged by trial;  
 27A.460 (8) Percentage of those found guilty of lesser charge by trial;  
 27A.460 (9) Percentage of cases where jury trial taken;  
 27A.460 (10) Percentage of trials which are bench (court) trials; and

**Shock Probation by  
Disposition Type**

27A.440 (3b)

	<b>Denied</b>	<b>Granted</b>	<b>Others</b>	<b>Withdrawn</b>	<b>Total</b>
0026090 SHOCK PROBATION IN FELONY CONVICTIONS	299 47.31%	311 49.21%	2 0.32%	17 2.69%	629 99.5254%
0026100 SHOCK PROBATION IN MISDEMEANOR CONVICTIONS	-	3 0.47%	-	-	3 0.4747%

27A.440 (3) Cases in which shock probation has been granted:  
 (b) Extracted data on shock probation shall be placed in the annual report of the Administrative Office of the Courts.

**ADMINISTRATIVE OFFICE OF THE COURTS**

Research & Statistics

**Annual Report FY 2018**

**Circuit Court - "Felony" Criminal Cases**

**JEFFERSON**

**Youthful Offenders**

Note: Per statute 635.020 (7) If a person who is eighteen (18) or older and before the court is charged with a felony that occurred prior to his eighteenth birthday, the court shall, upon motion of the county attorney made prior to adjudication, and after the county attorney has consulted with the Commonwealth's attorney, that the child be proceeded against as a youthful offender, proceed in accordance with the provisions of KRS 640.010.

The youthful offender data is pulled by looking at the circuit criminal cases with defendant's age calculated from date of birth to the case filing date, which is under 18, however, those eighteen(18) or older may not be accounted.

There were 134 felony level offenses and 2 non-felony level offenses disposed within 50 circuit criminal cases during the fiscal year. Non-felony offenses include misdemeanor, violation, local ordinance or other level offense(s) within those cases.

27A.460 - (11)		Charges	Cases
Felony		134	50
Felony amended to Non-Felony		2	

**27A.460 (11) The number of juvenile offenders tried as an adult.**

Of the 134 felony level offenses disposed within the youthful offender cases , 99 (73.88%) charges were convicted.

Youthful Offender	Acquitted	Convictions	Dismissal	Diversion	FTA/FTV	Others	Total
	Felony Charges by Disposition Type	3 2.24%	99 73.88%	7 5.22%	12 8.96%	5 3.73%	8 5.97%

Youthful Offender	GUILTY	Total
	Felony Charges Convicted by Disposition Type	99 100.00%

ADMINISTRATIVE OFFICE OF THE COURTS

Research & Statistics

Annual Report FY 2018

Circuit Court - "Felony" Criminal Cases

JESSAMINE

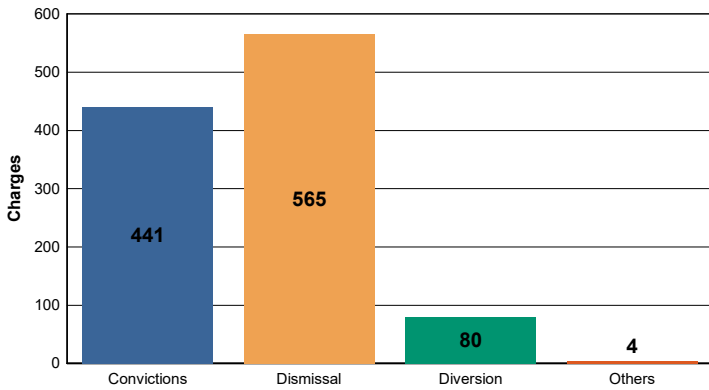
There were 1,090 felony level offenses and 53 non-felony level offenses disposed within 489 circuit criminal cases during the fiscal year. Non-felony offenses include misdemeanor, violation, local ordinance or other level offense(s) within those cases.

	Charges	Cases
Felony	1,090	489
Felony amended to Non-Felony	53	

Of those 1,090 felony offenses, 441 (40.46%) were convicted; were acquitted (%); and 565 (51.83%) were dismissed.

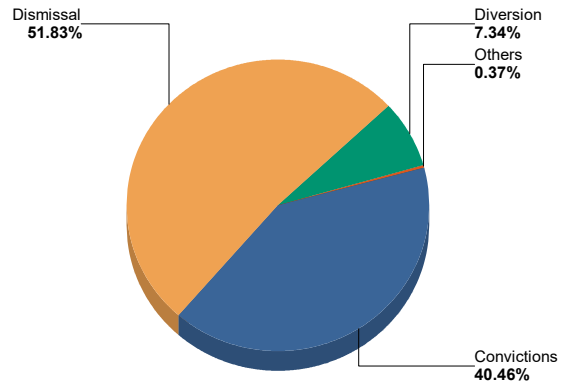
Felony Charges by Disposition Type

27A.460 - (1), (3), (4)



Percent of Charges by Disposition Type

27A.460 - (1), (3), (4)



27A.460 (1) Conviction percentages;

27A.460 (3) Percentage of acquittals;

27A.460(4) Percentage of dismissals;

\* "Others" disposition type include: Denied, Extradition, Grand Jury, Granted, Hung Jury, Merged, Mistrial, No Action Taken By Grand Jury, Other, Pardon - Prior to Adjudication Only, Peace Bond, Remanded, Set Aside/Voided, Sealed Records, Transfer, Drug Court Transfer, Vacated Judgment

**ADMINISTRATIVE OFFICE OF THE COURTS**

Research & Statistics

**Annual Report FY 2018**

**Circuit Court - "Felony" Criminal Cases**

**JESSAMINE**

**Sentence Information by Charge Disposition Type**

27A.460 - (2)	Sentence Records	Jail or Prison Conditionally Discharged	Jail or Prison Suspended	Jail or Prison Time > 0	Net Costs > \$0.00	Net Fines > \$0.00	Net Home Incarceration Time	Net Home Incarceration Time Suspended	Net Probation Time Supervised	Net Probation Time Unsupervised	Net Suspended Costs > \$0.00	Net Suspended Fines > \$0.00	Other Conditions
Convicted	421	3 0.71%	201 47.74%	421 100.00%	134 31.83%	2 0.48%			194 46.08%	1 0.24%			71 16.86%
Dismissed	7		5 71.43%	7 100.00%	5 71.43%	1 14.29%			5 71.43%				4 57.14%
Others	1												
	429	3	206	428	139	3			199	1			75

27A.460 (2) Percentages of fines, imprisonment, or other penalty assessment;

\* Percentages are based on total sentence records per category (convicted, acquitted...etc)

\* There can be multiple sentence conditions to a single charge.

**Plea Type**

Plea Type	27A.460 - (5), (6)	GUILTY	NOT GUILTY	UNKNOWN PLEA TYPE	TOTAL
Felony Charges	Original_Plea	1 0.09%	438 40.18%	651 59.72%	1,090 100.00%
	Final_Plea	433 39.72%	6 0.55%	651 59.72%	1,090 100.00%
Felony amended to Non-Felony	Original_Plea	- 0.00%	4 7.55%	49 92.45%	53 100.00%
	Final_Plea	2 3.77%	2 3.77%	49 92.45%	53 100.00%

27A.460 (5) Percentage of pleas as charges;

27A.460 (6) Percentage of pleas to reduce charges;

**ADMINISTRATIVE OFFICE OF THE COURTS**

Research & Statistics

**Annual Report FY 2018**

**Circuit Court - "Felony" Criminal Cases**

**JESSAMINE**

Cases can have multiple charges which are heard either by a court trial, jury trial, no trial or by a combination of trial types. Depending upon the seriousness of the offense and the consequences of a guilty verdict, defendants in criminal cases have the constitutional right to a jury of their peers. In a jury trial, the Judge decides questions of law, and the jury decides whether the defendant is guilty or not guilty on each of the offense(s) charged. In a court trial, the judge decides questions of law and decides if guilty or not guilty on each offense(s) charges. The cases are categorized by how all the charges within the case were disposed. If all charges were disposed by the same trial type, it's counted in the separate category, otherwise, it's counted within the "Mixed Trial" category. If a charge had a nothing entered or it had "no trial" it's counted in the "No Trial" category.

<b>Cases by Trial Type</b>	<b>27A.460 - (7), (8), (9), (10)</b>	<b>NO TRIAL</b>	<b>Total</b>
Felony Amended Down to Non-Felony		<b>47</b> 100.00%	<b>47</b> 100.00%
Felony Charges		<b>489</b> 100.00%	<b>489</b> 100.00%
Felony Convictions		<b>253</b> 100.00%	<b>253</b> 100.00%

*27A.460 (7) Percentage of disposition to guilty as charged by trial;  
 27A.460 (8) Percentage of those found guilty of lesser charge by trial;  
 27A.460 (9) Percentage of cases where jury trial taken;  
 27A.460 (10) Percentage of trials which are bench (court) trials; and*

**Shock Probation by  
Disposition Type**

	<b>27A.440 (3b)</b>	<b>Denied</b>	<b>Granted</b>	<b>Total</b>
0026090 SHOCK PROBATION IN FELONY CONVICTIONS		<b>1</b> 14.29%	<b>6</b> 85.71%	<b>7</b> 100.0000%

**27A.440 (3) Cases in which shock probation has been granted:**  
 (b) Extracted data on shock probation shall be placed in the annual report of the Administrative Office of the Courts.

**ADMINISTRATIVE OFFICE OF THE COURTS**

Research & Statistics

**Annual Report FY 2018**

**Circuit Court - "Felony" Criminal Cases**

**JOHNSON**

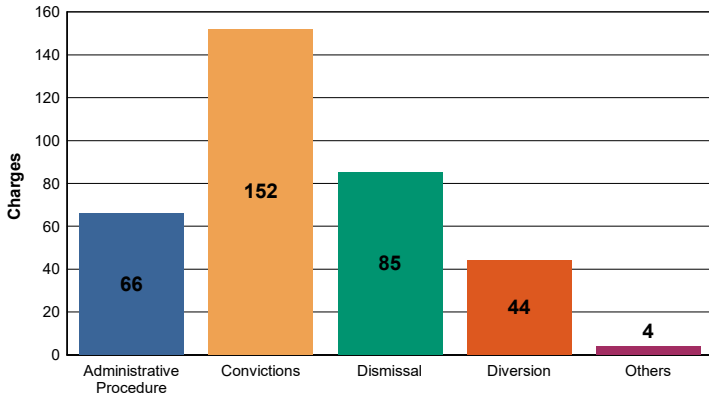
There were 351 felony level offenses and 40 non-felony level offenses disposed within 221 circuit criminal cases during the fiscal year. Non-felony offenses include misdemeanor, violation, local ordinance or other level offense(s) within those cases.

	<b>Charges</b>	<b>Cases</b>
<b>Felony</b>	351	221
<b>Felony amended to Non-Felony</b>	40	

Of those 351 felony offenses, 152 (43.30%) were convicted; were acquitted (%); and 85 (24.22%) were dismissed.

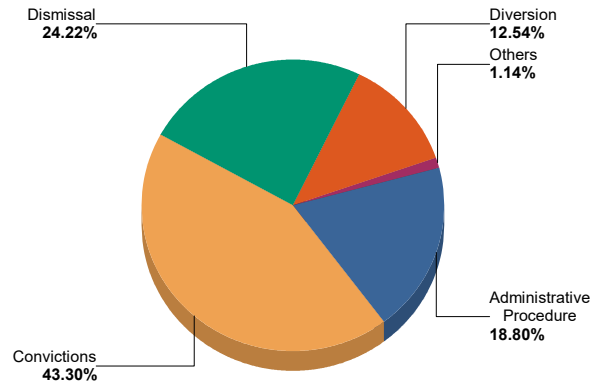
**Felony Charges by Disposition Type**

27A.460 - (1), (3), (4)



**Percent of Charges by Disposition Type**

27A.460 - (1), (3), (4)



**27A.460 (1) Conviction percentages;**

**27A.460 (3) Percentage of acquittals;**

**27A.460(4) Percentage of dismissals;**

\* "Others" disposition type include: Denied, Extradition, Grand Jury, Granted, Hung Jury, Merged, Mistrial, No Action Taken By Grand Jury, Other, Pardon - Prior to Adjudication Only, Peace Bond, Remanded, Set Aside/Voided, Sealed Records, Transfer, Drug Court Transfer, Vacated Judgment



**ADMINISTRATIVE OFFICE OF THE COURTS**

Research & Statistics

**Annual Report FY 2018**

**Circuit Court - "Felony" Criminal Cases**

**JOHNSON**

**Sentence Information by Charge Disposition Type**

27A.460 - (2)	Sentence Records	Jail or Prison Conditionally Discharged	Jail or Prison Suspended	Jail or Prison Time > 0	Net Costs > \$0.00	Net Fines > \$0.00	Net Home Incarceration Time	Net Home Incarceration Time Suspended	Net Probation Time Supervised	Net Probation Time Unsupervised	Net Suspended Costs > \$0.00	Net Suspended Fines > \$0.00	Other Conditions
Convicted	147		58	146	86				49	9			11
			39.46%	99.32%	58.50%				33.33%	6.12%			7.48%
	147		58	146	86				49	9			11

**27A.460 (2) Percentages of fines, imprisonment, or other penalty assessment;**

\* Percentages are based on total sentence records per category (convicted, acquitted...etc)

\* There can be multiple sentence conditions to a single charge.

**Plea Type**

27A.460 - (5), (6)		GUILTY	NOT GUILTY	UNKNOWN PLEA TYPE	TOTAL
Felony Charges	Original_Plea	-	70	281	351
		0.00%	19.94%	80.06%	100.00%
Felony amended to Non-Felony	Final_Plea	50	20	281	351
		14.25%	5.70%	80.06%	100.00%
Felony amended to Non-Felony	Original_Plea	-	-	40	40
		0.00%	0.00%	100.00%	100.00%
Felony amended to Non-Felony	Final_Plea	-	-	40	40
		0.00%	0.00%	100.00%	100.00%

**27A.460 (5) Percentage of pleas as charges;**

**27A.460 (6) Percentage of pleas to reduce charges;**

**ADMINISTRATIVE OFFICE OF THE COURTS**

Research & Statistics

**Annual Report FY 2018**

**Circuit Court - "Felony" Criminal Cases**

**JOHNSON**

Cases can have multiple charges which are heard either by a court trial, jury trial, no trial or by a combination of trial types. Depending upon the seriousness of the offense and the consequences of a guilty verdict, defendants in criminal cases have the constitutional right to a jury of their peers. In a jury trial, the Judge decides questions of law, and the jury decides whether the defendant is guilty or not guilty on each of the offense(s) charged. In a court trial, the judge decides questions of law and decides if guilty or not guilty on each offense(s) charges. The cases are categorized by how all the charges within the case were disposed. If all charges were disposed by the same trial type, it's counted in the separate category, otherwise, it's counted within the "Mixed Trial" category. If a charge had a nothing entered or it had "no trial" it's counted in the "No Trial" category.

<b>Cases by Trial Type</b>	<b>27A.460 - (7), (8), (9), (10)</b>	<b>NO TRIAL</b>	<b>Total</b>
Felony Amended Down to Non-Felony		<b>37</b> 100.00%	<b>37</b> 100.00%
Felony Charges		<b>221</b> 100.00%	<b>221</b> 100.00%
Felony Convictions		<b>91</b> 100.00%	<b>91</b> 100.00%

*27A.460 (7) Percentage of disposition to guilty as charged by trial;  
 27A.460 (8) Percentage of those found guilty of lesser charge by trial;  
 27A.460 (9) Percentage of cases where jury trial taken;  
 27A.460 (10) Percentage of trials which are bench (court) trials; and*

**Shock Probation by  
Disposition Type**

	<b>27A.440 (3b)</b>	<b>Denied</b>	<b>Total</b>
0026090 SHOCK PROBATION IN FELONY CONVICTIONS		<b>16</b> 94.12%	<b>16</b> 94.1176%
0026100 SHOCK PROBATION IN MISDEMEANOR CONVICTIONS		<b>1</b> 5.88%	<b>1</b> 5.8824%

**27A.440 (3) Cases in which shock probation has been granted:**  
 (b) Extracted data on shock probation shall be placed in the annual report of the Administrative Office of the Courts.

**ADMINISTRATIVE OFFICE OF THE COURTS**

Research & Statistics

**Annual Report FY 2018**

**Circuit Court - "Felony" Criminal Cases**

**KENTON**

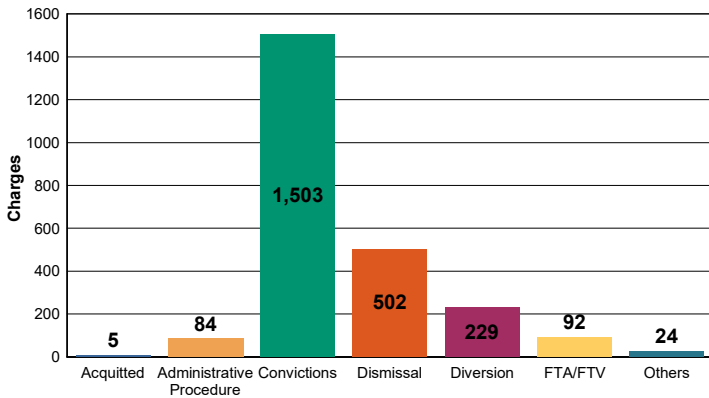
There were 2,439 felony level offenses and 104 non-felony level offenses disposed within 1,606 circuit criminal cases during the fiscal year. Non-felony offenses include misdemeanor, violation, local ordinance or other level offense(s) within those cases.

	<b>Charges</b>	<b>Cases</b>
<b>Felony</b>	2,439	1,606
<b>Felony amended to Non-Felony</b>	104	

Of those 2,439 felony offenses, 1,503 (61.62%) were convicted; 5 were acquitted (0.21%); and 502 (20.58%) were dismissed.

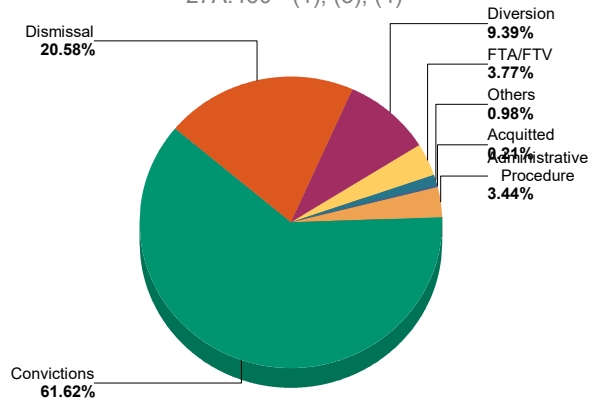
**Felony Charges by Disposition Type**

27A.460 - (1), (3), (4)



**Percent of Charges by Disposition Type**

27A.460 - (1), (3), (4)



**27A.460 (1) Conviction percentages;**

**27A.460 (3) Percentage of acquittals;**

**27A.460(4) Percentage of dismissals;**

\* "Others" disposition type include: Denied, Extradition, Grand Jury, Granted, Hung Jury, Merged, Mistrial, No Action Taken By Grand Jury, Other, Pardon - Prior to Adjudication Only, Peace Bond, Remanded, Set Aside/Voided, Sealed Records, Transfer, Drug Court Transfer, Vacated Judgment

**ADMINISTRATIVE OFFICE OF THE COURTS**

Research & Statistics

**Annual Report FY 2018**

**Circuit Court - "Felony" Criminal Cases**

**KENTON**

**Sentence Information by Charge Disposition Type**

27A.460 - (2)	Sentence Records	Jail or Prison Conditionally Discharged	Jail or Prison Suspended	Jail or Prison Time > 0	Net Costs > \$0.00	Net Fines > \$0.00	Net Home Incarceration Time	Net Home Incarceration Time Suspended	Net Probation Time Supervised	Net Probation Time Unsupervised	Net Suspended Costs > \$0.00	Net Suspended Fines > \$0.00	Other Conditions
Convicted	1,471	6 0.41%	648 44.05%	1,463 99.46%	613 41.67%	56 3.81%	9 0.61%		645 43.85%				803 54.59%
Dismissed	37		1 2.70%	7 18.92%	22 59.46%	7 18.92%	1 2.70%		1 2.70%				26 70.27%
Diverted	1				1 100.00%								
Others	17		15 88.24%	15 88.24%	8 47.06%	3 17.65%			16 94.12%				12 70.59%
	1,526	6	664	1,485	644	66	10		662				841

**27A.460 (2) Percentages of fines, imprisonment, or other penalty assessment;**

\* Percentages are based on total sentence records per category (convicted, acquitted...etc)

\* There can be multiple sentence conditions to a single charge.

**Plea Type**

**27A.460 - (5), (6)**

		GUILTY	NOT GUILTY	UNKNOWN PLEA TYPE	TOTAL
Felony Charges	Original_Plea	119 4.88%	1,401 57.44%	919 37.68%	2,439 100.00%
	Final_Plea	1,448 59.37%	72 2.95%	919 37.68%	2,439 100.00%
Felony amended to Non-Felony	Original_Plea	-	6 5.77%	98 94.23%	104 100.00%
	Final_Plea	-	6 5.77%	98 94.23%	104 100.00%

**27A.460 (5) Percentage of pleas as charges;**

**27A.460 (6) Percentage of pleas to reduce charges;**

**ADMINISTRATIVE OFFICE OF THE COURTS**

Research & Statistics

**Annual Report FY 2018**

**Circuit Court - "Felony" Criminal Cases**

**KENTON**

Cases can have multiple charges which are heard either by a court trial, jury trial, no trial or by a combination of trial types. Depending upon the seriousness of the offense and the consequences of a guilty verdict, defendants in criminal cases have the constitutional right to a jury of their peers. In a jury trial, the Judge decides questions of law, and the jury decides whether the defendant is guilty or not guilty on each of the offense(s) charged. In a court trial, the judge decides questions of law and decides if guilty or not guilty on each offense(s) charges. The cases are categorized by how all the charges within the case were disposed. If all charges were disposed by the same trial type, it's counted in the separate category, otherwise, it's counted within the "Mixed Trial" category. If a charge had a nothing entered or it had "no trial" it's counted in the "No Trial" category.

<b>Cases by Trial Type</b>	<b>27A.460 - (7), (8), (9), (10)</b>	<b>JURY TRIAL</b>	<b>NO TRIAL</b>	<b>Total</b>
Felony Amended Down to Non-Felony		<b>4</b> 4.08%	<b>94</b> 95.92%	<b>98</b> 100.00%
Felony Charges		<b>19</b> 1.18%	<b>1,591</b> 99.07%	<b>1,610</b> 100.25%
Felony Convictions		<b>16</b> 1.49%	<b>1,060</b> 98.70%	<b>1,076</b> 100.19%

*27A.460 (7) Percentage of disposition to guilty as charged by trial;  
 27A.460 (8) Percentage of those found guilty of lesser charge by trial;  
 27A.460 (9) Percentage of cases where jury trial taken;  
 27A.460 (10) Percentage of trials which are bench (court) trials; and*

**Shock Probation by  
Disposition Type**

	<b>27A.440 (3b)</b>	<b>Denied</b>	<b>Granted</b>	<b>Vacated</b>	<b>Total</b>
0026090 SHOCK PROBATION IN FELONY CONVICTIONS		<b>97</b> 91.51%	<b>6</b> 5.66%	<b>3</b> 2.83%	<b>106</b> 100.0000%

**27A.440 (3) Cases in which shock probation has been granted:**  
 (b) Extracted data on shock probation shall be placed in the annual report of the Administrative Office of the Courts.

**ADMINISTRATIVE OFFICE OF THE COURTS**

Research & Statistics

**Annual Report FY 2018**

**Circuit Court - "Felony" Criminal Cases**

**KENTON**

**Youthful Offenders**

Note: Per statute 635.020 (7) If a person who is eighteen (18) or older and before the court is charged with a felony that occurred prior to his eighteenth birthday, the court shall, upon motion of the county attorney made prior to adjudication, and after the county attorney has consulted with the Commonwealth's attorney, that the child be proceeded against as a youthful offender, proceed in accordance with the provisions of KRS 640.010.

The youthful offender data is pulled by looking at the circuit criminal cases with defendant's age calculated from date of birth to the case filing date, which is under 18, however, those eighteen(18) or older may not be accounted.

There were 14 felony level offenses and 0 non-felony level offenses disposed within 8 circuit criminal cases during the fiscal year. Non-felony offenses include misdemeanor, violation, local ordinance or other level offense(s) within those cases.

27A.460 - (11)		Charges	Cases
Felony		14	8
Felony amended to Non-Felony		-	

**27A.460 (11) The number of juvenile offenders tried as an adult.**

Of the 14 felony level offenses disposed within the youthful offender cases, 11 (78.57%) charges were convicted.

Youthful Offender	Convictions	Dismissal	Others	Total
	Felony Charges by Disposition Type	11 78.57%	2 14.29%	1 7.14%

Youthful Offender	GUILTY	Total
	Felony Charges Convicted by Disposition Type	11 100.00%

**ADMINISTRATIVE OFFICE OF THE COURTS**

Research & Statistics

**Annual Report FY 2018**

**Circuit Court - "Felony" Criminal Cases**

**KNOTT**

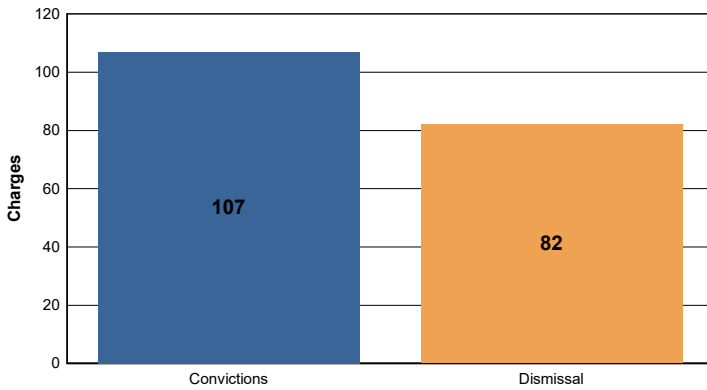
There were 189 felony level offenses and 1 non-felony level offenses disposed within 103 circuit criminal cases during the fiscal year. Non-felony offenses include misdemeanor, violation, local ordinance or other level offense(s) within those cases.

	<b>Charges</b>	<b>Cases</b>
<b>Felony</b>	189	103
<b>Felony amended to Non-Felony</b>	1	

Of those 189 felony offenses, 107 (56.61%) were convicted; were acquitted (%); and 82 (43.39%) were dismissed.

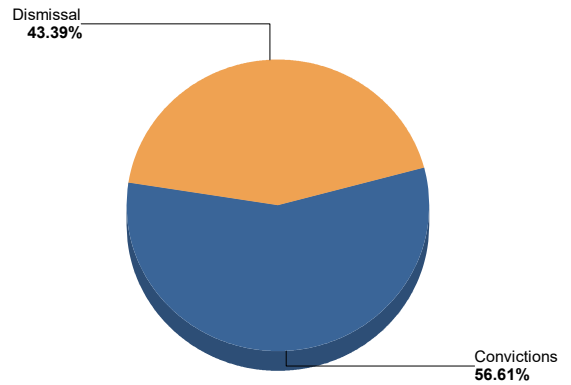
**Felony Charges by Disposition Type**

27A.460 - (1), (3), (4)



**Percent of Charges by Disposition Type**

27A.460 - (1), (3), (4)



**27A.460 (1) Conviction percentages;**

**27A.460 (3) Percentage of acquittals;**

**27A.460(4) Percentage of dismissals;**

\* "Others" disposition type include: Denied, Extradition, Grand Jury, Granted, Hung Jury, Merged, Mistrial, No Action Taken By Grand Jury, Other, Pardon - Prior to Adjudication Only, Peace Bond, Remanded, Set Aside/Voided, Sealed Records, Transfer, Drug Court Transfer, Vacated Judgment

**ADMINISTRATIVE OFFICE OF THE COURTS**

Research & Statistics

**Annual Report FY 2018**

**Circuit Court - "Felony" Criminal Cases**

**KNOTT**

**Sentence Information by Charge Disposition Type**

27A.460 - (2)	Sentence Records	Jail or Prison Conditionally Discharged	Jail or Prison Suspended	Jail or Prison Time > 0	Net Costs > \$0.00	Net Fines > \$0.00	Net Home Incarceration Time	Net Home Incarceration Time Suspended	Net Probation Time Supervised	Net Probation Time Unsupervised	Net Suspended Costs > \$0.00	Net Suspended Fines > \$0.00	Other Conditions
Convicted	107	59 55.14%		107 100.00%	91 85.05%				59 55.14%				60 56.07%
Dismissed	4	4 100.00%		4 100.00%	2 50.00%	1 25.00%			4 100.00%				4 100.00%
	111	63		111	93	1			63				64

**27A.460 (2) Percentages of fines, imprisonment, or other penalty assessment;**

\* Percentages are based on total sentence records per category (convicted, acquitted...etc)

\* There can be multiple sentence conditions to a single charge.

**Plea Type**

27A.460 - (5), (6)		NOT GUILTY	UNKNOWN PLEA TYPE	TOTAL
Felony Charges	Original_Plea	3 1.59%	186 98.41%	189 100.00%
	Final_Plea	3 1.59%	186 98.41%	189 100.00%
Felony amended to Non-Felony	Original_Plea	-	1 100.00%	1 100.00%
	Final_Plea	-	1 100.00%	1 100.00%

**27A.460 (5) Percentage of pleas as charges;**

**27A.460 (6) Percentage of pleas to reduce charges;**



**ADMINISTRATIVE OFFICE OF THE COURTS**

Research & Statistics

**Annual Report FY 2018**

**Circuit Court - "Felony" Criminal Cases**

**KNOTT**

Cases can have multiple charges which are heard either by a court trial, jury trial, no trial or by a combination of trial types. Depending upon the seriousness of the offense and the consequences of a guilty verdict, defendants in criminal cases have the constitutional right to a jury of their peers. In a jury trial, the Judge decides questions of law, and the jury decides whether the defendant is guilty or not guilty on each of the offense(s) charged. In a court trial, the judge decides questions of law and decides if guilty or not guilty on each offense(s) charges. The cases are categorized by how all the charges within the case were disposed. If all charges were disposed by the same trial type, it's counted in the separate category, otherwise, it's counted within the "Mixed Trial" category. If a charge had a nothing entered or it had "no trial" it's counted in the "No Trial" category.

<b>Cases by Trial Type</b>	<b>27A.460 - (7), (8), (9), (10)</b>	<b>JURY TRIAL</b>	<b>NO TRIAL</b>	<b>Total</b>
Felony Amended Down to Non-Felony		-	<b>1</b> 100.00%	<b>1</b> 100.00%
Felony Charges		<b>1</b> 0.97%	<b>102</b> 99.03%	<b>103</b> 100.00%
Felony Convictions		<b>1</b> 1.14%	<b>87</b> 98.86%	<b>88</b> 100.00%

*27A.460 (7) Percentage of disposition to guilty as charged by trial;  
 27A.460 (8) Percentage of those found guilty of lesser charge by trial;  
 27A.460 (9) Percentage of cases where jury trial taken;  
 27A.460 (10) Percentage of trials which are bench (court) trials; and*

ADMINISTRATIVE OFFICE OF THE COURTS

Research & Statistics

Annual Report FY 2018

Circuit Court - "Felony" Criminal Cases

**KNOX**

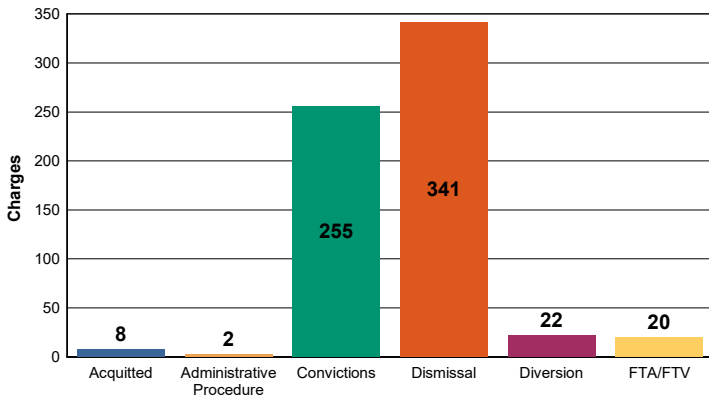
There were 648 felony level offenses and 6 non-felony level offenses disposed within 320 circuit criminal cases during the fiscal year. Non-felony offenses include misdemeanor, violation, local ordinance or other level offense(s) within those cases.

	Charges	Cases
Felony	648	320
Felony amended to Non-Felony	6	

Of those 648 felony offenses, 255 (39.35%) were convicted; 8 were acquitted (1.23%); and 341 (52.62%) were dismissed.

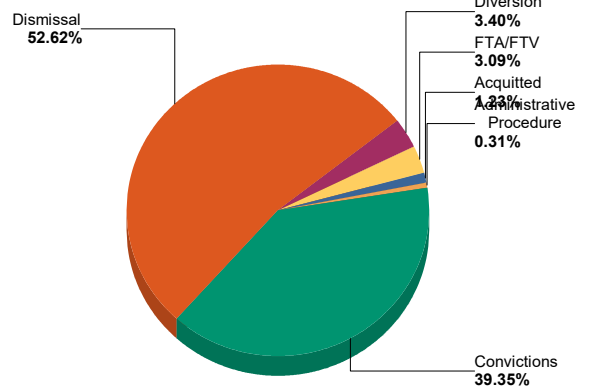
**Felony Charges by Disposition Type**

27A.460 - (1), (3), (4)



**Percent of Charges by Disposition Type**

27A.460 - (1), (3), (4)



**27A.460 (1) Conviction percentages;**

**27A.460 (3) Percentage of acquittals;**

**27A.460(4) Percentage of dismissals;**

\* "Others" disposition type include: Denied, Extradition, Grand Jury, Granted, Hung Jury, Merged, Mistrial, No Action Taken By Grand Jury, Other, Pardon - Prior to Adjudication Only, Peace Bond, Remanded, Set Aside/Voided, Sealed Records, Transfer, Drug Court Transfer, Vacated Judgment

**ADMINISTRATIVE OFFICE OF THE COURTS**

Research & Statistics

**Annual Report FY 2018**

**Circuit Court - "Felony" Criminal Cases**

**KNOX**

**Sentence Information by Charge Disposition Type**

27A.460 - (2)	Sentence Records	Jail or Prison Conditionally Discharged	Jail or Prison Suspended	Jail or Prison Time > 0	Net Costs > \$0.00	Net Fines > \$0.00	Net Home Incarceration Time	Net Home Incarceration Time Suspended	Net Probation Time Supervised	Net Probation Time Unsupervised	Net Suspended Costs > \$0.00	Net Suspended Fines > \$0.00	Other Conditions
Convicted	249		60 24.10%	248 99.60%	216 86.75%	4 1.61%			58 23.29%				83 33.33%
Dismissed	13	1 7.69%	11 84.62%	12 92.31%	11 84.62%				5 38.46%	6 46.15%			6 46.15%
Diverted	17		14 82.35%	14 82.35%	15 88.24%				13 76.47%	1 5.88%			12 70.59%
	279	1	85	274	242	4			76	7			101

27A.460 (2) Percentages of fines, imprisonment, or other penalty assessment;

\* Percentages are based on total sentence records per category (convicted, acquitted...etc)

\* There can be multiple sentence conditions to a single charge.

**Plea Type**

27A.460 - (5), (6)		GUILTY	NOT GUILTY	UNKNOWN PLEA TYPE	TOTAL
Felony Charges	Original_Plea	-	7 1.08%	641 98.92%	648 100.00%
	Final_Plea	3 0.46%	4 0.62%	641 98.92%	648 100.00%
Felony amended to Non-Felony	Original_Plea	-	-	6 100.00%	6 100.00%
	Final_Plea	-	-	6 100.00%	6 100.00%

27A.460 (5) Percentage of pleas as charges;

27A.460 (6) Percentage of pleas to reduce charges;

**ADMINISTRATIVE OFFICE OF THE COURTS**

Research & Statistics

**Annual Report FY 2018**

**Circuit Court - "Felony" Criminal Cases**

**KNOX**

Cases can have multiple charges which are heard either by a court trial, jury trial, no trial or by a combination of trial types. Depending upon the seriousness of the offense and the consequences of a guilty verdict, defendants in criminal cases have the constitutional right to a jury of their peers. In a jury trial, the Judge decides questions of law, and the jury decides whether the defendant is guilty or not guilty on each of the offense(s) charged. In a court trial, the judge decides questions of law and decides if guilty or not guilty on each offense(s) charges. The cases are categorized by how all the charges within the case were disposed. If all charges were disposed by the same trial type, it's counted in the separate category, otherwise, it's counted within the "Mixed Trial" category. If a charge had a nothing entered or it had "no trial" it's counted in the "No Trial" category.

<b>Cases by Trial Type</b>	<b>27A.460 - (7), (8), (9), (10)</b>	<b>JURY TRIAL</b>	<b>NO TRIAL</b>	<b>Total</b>
Felony Amended Down to Non-Felony		-	<b>6</b> 100.00%	<b>6</b> 100.00%
Felony Charges		<b>7</b> 2.19%	<b>314</b> 98.13%	<b>321</b> 100.31%
Felony Convictions		<b>5</b> 2.21%	<b>221</b> 97.79%	<b>226</b> 100.00%

*27A.460 (7) Percentage of disposition to guilty as charged by trial;  
 27A.460 (8) Percentage of those found guilty of lesser charge by trial;  
 27A.460 (9) Percentage of cases where jury trial taken;  
 27A.460 (10) Percentage of trials which are bench (court) trials; and*

**Shock Probation by  
Disposition Type**

	<b>27A.440 (3b)</b>	<b>Denied</b>	<b>Total</b>
0026090 SHOCK PROBATION IN FELONY CONVICTIONS		<b>22</b> 100.00%	<b>22</b> 100.0000%

**27A.440 (3) Cases in which shock probation has been granted:**  
 (b) Extracted data on shock probation shall be placed in the annual report of the Administrative Office of the Courts.

ADMINISTRATIVE OFFICE OF THE COURTS

Research & Statistics

Annual Report FY 2018

Circuit Court - "Felony" Criminal Cases

LARUE

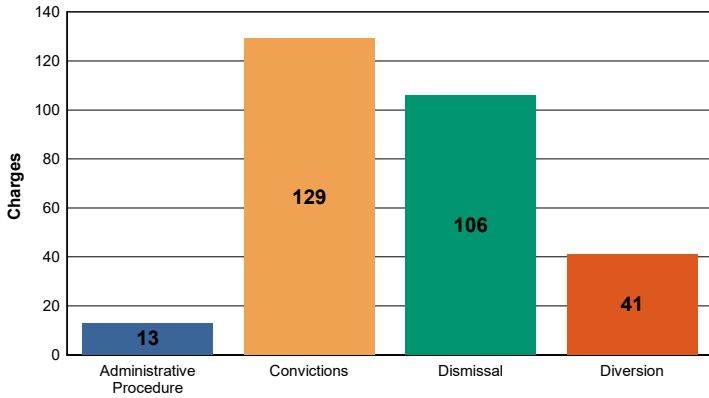
There were 289 felony level offenses and 49 non-felony level offenses disposed within 158 circuit criminal cases during the fiscal year. Non-felony offenses include misdemeanor, violation, local ordinance or other level offense(s) within those cases.

	Charges	Cases
Felony	289	158
Felony amended to Non-Felony	49	

Of those 289 felony offenses, 129 (44.64%) were convicted; were acquitted (%); and 106 (36.68%) were dismissed.

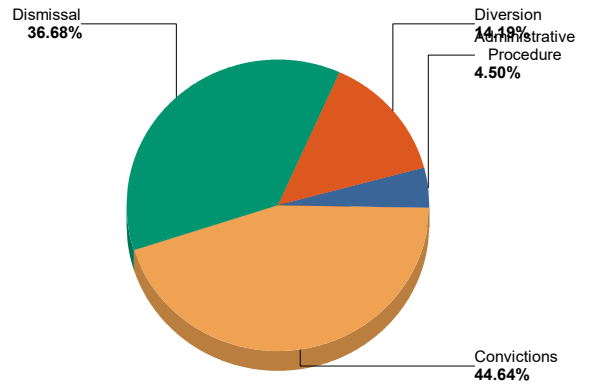
Felony Charges by Disposition Type

27A.460 - (1), (3), (4)



Percent of Charges by Disposition Type

27A.460 - (1), (3), (4)



27A.460 (1) Conviction percentages;

27A.460 (3) Percentage of acquittals;

27A.460(4) Percentage of dismissals;

\* "Others" disposition type include: Denied, Extradition, Grand Jury, Granted, Hung Jury, Merged, Mistrial, No Action Taken By Grand Jury, Other, Pardon - Prior to Adjudication Only, Peace Bond, Remanded, Set Aside/Voided, Sealed Records, Transfer, Drug Court Transfer, Vacated Judgment

**ADMINISTRATIVE OFFICE OF THE COURTS**

Research & Statistics

**Annual Report FY 2018**

**Circuit Court - "Felony" Criminal Cases**

**LARUE**

**Sentence Information by Charge Disposition Type**

27A.460 - (2)	Sentence Records	Jail or Prison Conditionally Discharged	Jail or Prison Suspended	Jail or Prison Time > 0	Net Costs > \$0.00	Net Fines > \$0.00	Net Home Incarceration Time	Net Home Incarceration Time Suspended	Net Probation Time Supervised	Net Probation Time Unsupervised	Net Suspended Costs > \$0.00	Net Suspended Fines > \$0.00	Other Conditions
Convicted	123	9 7.32%	86 69.92%	123 100.00%	66 53.66%	1 0.81%			87 70.73%				54 43.90%
Dismissed	18		1 5.56%	1 5.56%	18 100.00%					1 5.56%			4 22.22%
Diverted	24			1 4.17%	23 95.83%								10 41.67%
	165	9	87	125	107	1			87	1			68

**27A.460 (2) Percentages of fines, imprisonment, or other penalty assessment;**

\* Percentages are based on total sentence records per category (convicted, acquitted...etc)

\* There can be multiple sentence conditions to a single charge.

**Plea Type**

**27A.460 - (5), (6)**

		UNKNOWN PLEA TYPE	TOTAL
Felony Charges	Original_Plea	289 100.00%	289 100.00%
	Final_Plea	289 100.00%	289 100.00%
Felony amended to Non-Felony	Original_Plea	49 100.00%	49 100.00%
	Final_Plea	49 100.00%	49 100.00%

**27A.460 (5) Percentage of pleas as charges;**

**27A.460 (6) Percentage of pleas to reduce charges;**

**ADMINISTRATIVE OFFICE OF THE COURTS**

Research & Statistics

**Annual Report FY 2018**

**Circuit Court - "Felony" Criminal Cases**

**LARUE**

Cases can have multiple charges which are heard either by a court trial, jury trial, no trial or by a combination of trial types. Depending upon the seriousness of the offense and the consequences of a guilty verdict, defendants in criminal cases have the constitutional right to a jury of their peers. In a jury trial, the Judge decides questions of law, and the jury decides whether the defendant is guilty or not guilty on each of the offense(s) charged. In a court trial, the judge decides questions of law and decides if guilty or not guilty on each offense(s) charges. The cases are categorized by how all the charges within the case were disposed. If all charges were disposed by the same trial type, it's counted in the separate category, otherwise, it's counted within the "Mixed Trial" category. If a charge had a nothing entered or it had "no trial" it's counted in the "No Trial" category.

<b>Cases by Trial Type</b>	<b>27A.460 - (7), (8), (9), (10)</b>	<b>NO TRIAL</b>	<b>Total</b>
Felony Amended Down to Non-Felony		<b>44</b> 100.00%	<b>44</b> 100.00%
Felony Charges		<b>158</b> 100.00%	<b>158</b> 100.00%
Felony Convictions		<b>67</b> 100.00%	<b>67</b> 100.00%

*27A.460 (7) Percentage of disposition to guilty as charged by trial;  
 27A.460 (8) Percentage of those found guilty of lesser charge by trial;  
 27A.460 (9) Percentage of cases where jury trial taken;  
 27A.460 (10) Percentage of trials which are bench (court) trials; and*

**Shock Probation by  
Disposition Type**

	<b>27A.440 (3b)</b>	<b>Denied</b>	<b>Granted</b>	<b>Total</b>
0026090 SHOCK PROBATION IN FELONY CONVICTIONS		<b>3</b> 50.00%	<b>3</b> 50.00%	<b>6</b> 100.0000%

**27A.440 (3) Cases in which shock probation has been granted:**  
 (b) Extracted data on shock probation shall be placed in the annual report of the Administrative Office of the Courts.

**ADMINISTRATIVE OFFICE OF THE COURTS**

Research & Statistics

**Annual Report FY 2018**

**Circuit Court - "Felony" Criminal Cases**

**LAUREL**

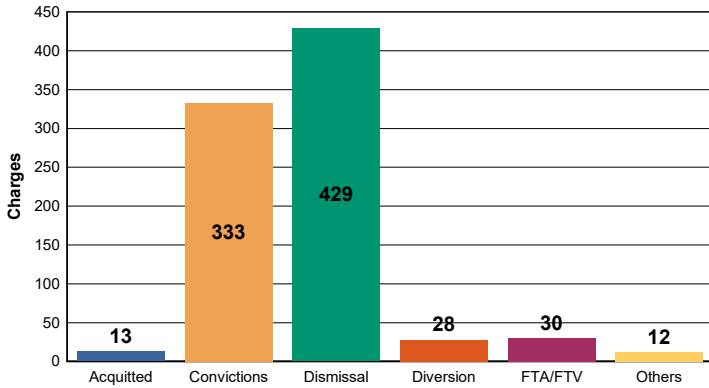
There were 845 felony level offenses and 23 non-felony level offenses disposed within 437 circuit criminal cases during the fiscal year. Non-felony offenses include misdemeanor, violation, local ordinance or other level offense(s) within those cases.

	<b>Charges</b>	<b>Cases</b>
<b>Felony</b>	845	437
<b>Felony amended to Non-Felony</b>	23	

Of those 845 felony offenses, 333 (39.41%) were convicted; 13 were acquitted (1.54%); and 429 (50.77%) were dismissed.

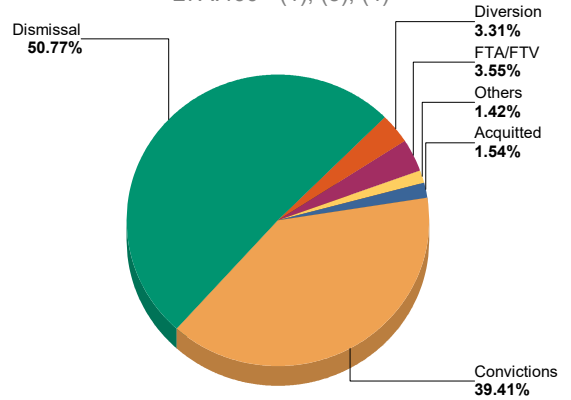
**Felony Charges by Disposition Type**

27A.460 - (1), (3), (4)



**Percent of Charges by Disposition Type**

27A.460 - (1), (3), (4)



**27A.460 (1) Conviction percentages;**

**27A.460 (3) Percentage of acquittals;**

**27A.460(4) Percentage of dismissals;**

\* "Others" disposition type include: Denied, Extradition, Grand Jury, Granted, Hung Jury, Merged, Mistrial, No Action Taken By Grand Jury, Other, Pardon - Prior to Adjudication Only, Peace Bond, Remanded, Set Aside/Voided, Sealed Records, Transfer, Drug Court Transfer, Vacated Judgment



**ADMINISTRATIVE OFFICE OF THE COURTS**

Research & Statistics

**Annual Report FY 2018**

**Circuit Court - "Felony" Criminal Cases**

**LAUREL**

**Sentence Information by Charge Disposition Type**

27A.460 - (2)	Sentence Records	Jail or Prison Conditionally Discharged	Jail or Prison Suspended	Jail or Prison Time > 0	Net Costs > \$0.00	Net Fines > \$0.00	Net Home Incarceration Time	Net Home Incarceration Time Suspended	Net Probation Time Supervised	Net Probation Time Unsupervised	Net Suspended Costs > \$0.00	Net Suspended Fines > \$0.00	Other Conditions
Convicted	320		111	319	220	7			104	6			5
			34.69%	99.69%	68.75%	2.19%			32.50%	1.88%			1.56%
Dismissed	1		1	1	1	1			1				1
			100.00%	100.00%	100.00%	100.00%			100.00%				100.00%
Diverted	2				2								
					100.00%								
FTA/FTV	1		1	1	1				1				
			100.00%	100.00%	100.00%				100.00%				
Others	2			2		1							
				100.00%		50.00%							
	326		113	323	224	9			106	6			6

**27A.460 (2) Percentages of fines, imprisonment, or other penalty assessment;**

- \* Percentages are based on total sentence records per category (convicted, acquitted...etc)
- \* There can be multiple sentence conditions to a single charge.

**Plea Type**

27A.460 - (5), (6)		GUILTY	NOT GUILTY	UNKNOWN PLEA TYPE	TOTAL
Felony Charges	Original_Plea	-	10	835	845
		0.00%	1.18%	98.82%	100.00%
Felony amended to Non-Felony	Final_Plea	1	9	835	845
		0.12%	1.07%	98.82%	100.00%
Felony amended to Non-Felony	Original_Plea	-	2	21	23
		0.00%	8.70%	91.30%	100.00%
Felony amended to Non-Felony	Final_Plea	-	2	21	23
		0.00%	8.70%	91.30%	100.00%

**27A.460 (5) Percentage of pleas as charges;**

**27A.460 (6) Percentage of pleas to reduce charges;**

**ADMINISTRATIVE OFFICE OF THE COURTS**

Research & Statistics

**Annual Report FY 2018**

**Circuit Court - "Felony" Criminal Cases**

**LAUREL**

Cases can have multiple charges which are heard either by a court trial, jury trial, no trial or by a combination of trial types. Depending upon the seriousness of the offense and the consequences of a guilty verdict, defendants in criminal cases have the constitutional right to a jury of their peers. In a jury trial, the Judge decides questions of law, and the jury decides whether the defendant is guilty or not guilty on each of the offense(s) charged. In a court trial, the judge decides questions of law and decides if guilty or not guilty on each offense(s) charges. The cases are categorized by how all the charges within the case were disposed. If all charges were disposed by the same trial type, it's counted in the separate category, otherwise, it's counted within the "Mixed Trial" category. If a charge had a nothing entered or it had "no trial" it's counted in the "No Trial" category.

<b>Cases by Trial Type</b>	<b>27A.460 - (7), (8), (9), (10)</b>	<b>JURY TRIAL</b>	<b>NO TRIAL</b>	<b>Total</b>
Felony Amended Down to Non-Felony		<b>2</b> 9.52%	<b>19</b> 90.48%	<b>21</b> 100.00%
Felony Charges		<b>8</b> 1.83%	<b>430</b> 98.40%	<b>438</b> 100.23%
Felony Convictions		<b>4</b> 1.37%	<b>287</b> 98.63%	<b>291</b> 100.00%

*27A.460 (7) Percentage of disposition to guilty as charged by trial;  
 27A.460 (8) Percentage of those found guilty of lesser charge by trial;  
 27A.460 (9) Percentage of cases where jury trial taken;  
 27A.460 (10) Percentage of trials which are bench (court) trials; and*

**Shock Probation by  
Disposition Type**

	<b>27A.440 (3b)</b>	<b>Denied</b>	<b>Granted</b>	<b>With drawn</b>	<b>Total</b>
0026090 SHOCK PROBATION IN FELONY CONVICTIONS		<b>59</b> 95.16%	<b>2</b> 3.23%	<b>1</b> 1.61%	<b>62</b> 100.0000%

**27A.440 (3) Cases in which shock probation has been granted:**  
 (b) Extracted data on shock probation shall be placed in the annual report of the Administrative Office of the Courts.

**ADMINISTRATIVE OFFICE OF THE COURTS**

Research & Statistics

**Annual Report FY 2018**

**Circuit Court - "Felony" Criminal Cases**

**LAWRENCE**

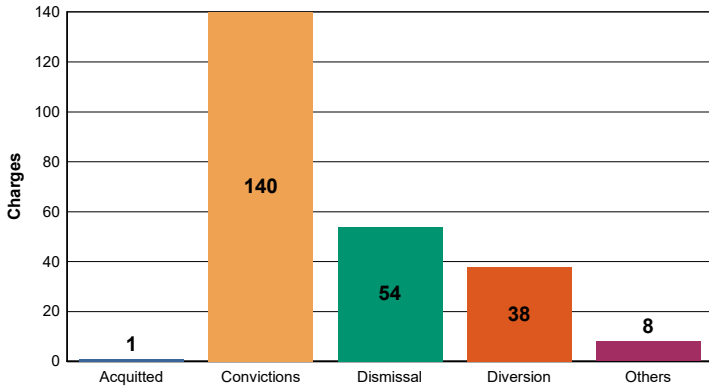
There were 241 felony level offenses and 27 non-felony level offenses disposed within 148 circuit criminal cases during the fiscal year. Non-felony offenses include misdemeanor, violation, local ordinance or other level offense(s) within those cases.

	<b>Charges</b>	<b>Cases</b>
<b>Felony</b>	241	148
<b>Felony amended to Non-Felony</b>	27	

Of those 241 felony offenses, 140 (58.09%) were convicted; 1 were acquitted (0.41%); and 54 (22.41%) were dismissed.

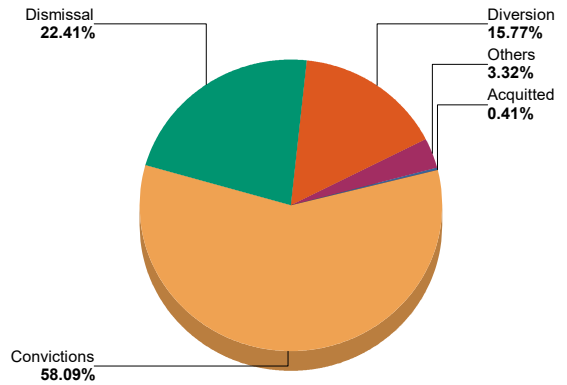
**Felony Charges by Disposition Type**

27A.460 - (1), (3), (4)



**Percent of Charges by Disposition Type**

27A.460 - (1), (3), (4)



**27A.460 (1) Conviction percentages;**

**27A.460 (3) Percentage of acquittals;**

**27A.460(4) Percentage of dismissals;**

\* "Others" disposition type include: Denied, Extradition, Grand Jury, Granted, Hung Jury, Merged, Mistrial, No Action Taken By Grand Jury, Other, Pardon - Prior to Adjudication Only, Peace Bond, Remanded, Set Aside/Voided, Sealed Records, Transfer, Drug Court Transfer, Vacated Judgment

**ADMINISTRATIVE OFFICE OF THE COURTS**

Research & Statistics

**Annual Report FY 2018**

**Circuit Court - "Felony" Criminal Cases**

**LAWRENCE**

**Sentence Information by Charge Disposition Type**

27A.460 - (2)	Sentence Records	Jail or Prison Conditionally Discharged	Jail or Prison Suspended	Jail or Prison Time > 0	Net Costs > \$0.00	Net Fines > \$0.00	Net Home Incarceration Time	Net Home Incarceration Time Suspended	Net Probation Time Supervised	Net Probation Time Unsupervised	Net Suspended Costs > \$0.00	Net Suspended Fines > \$0.00	Other Conditions
Convicted	140	-	87 62.14%	138 98.57%	4 2.86%	-	34 24.29%	-	79 56.43%	10 7.14%	-	-	108 77.14%
Dismissed	11	5 45.45%	5 45.45%	11 100.00%	4 36.36%	-	3 27.27%	-	4 36.36%	4 36.36%	-	-	5 45.45%
Diverted	38	11 28.95%	27 71.05%	38 100.00%	3 7.89%	-	4 10.53%	-	26 68.42%	9 23.68%	-	-	25 65.79%
	189	16	119	187	11	-	41	-	109	23	-	-	138

27A.460 (2) Percentages of fines, imprisonment, or other penalty assessment;

\* Percentages are based on total sentence records per category (convicted, acquitted...etc)

\* There can be multiple sentence conditions to a single charge.

**Plea Type**

27A.460 - (5), (6)

		GUILTY	NOT GUILTY	UNKNOWN PLEA TYPE	TOTAL
Felony Charges	Original_Plea	-	229 95.02%	12 4.98%	241 100.00%
	Final_Plea	206 85.48%	23 9.54%	12 4.98%	241 100.00%
Felony amended to Non-Felony	Original_Plea	-	3 11.11%	24 88.89%	27 100.00%
	Final_Plea	1 3.70%	2 7.41%	24 88.89%	27 100.00%

27A.460 (5) Percentage of pleas as charges;

27A.460 (6) Percentage of pleas to reduce charges;

**ADMINISTRATIVE OFFICE OF THE COURTS**

Research & Statistics

**Annual Report FY 2018**

**Circuit Court - "Felony" Criminal Cases**

**LAWRENCE**

Cases can have multiple charges which are heard either by a court trial, jury trial, no trial or by a combination of trial types. Depending upon the seriousness of the offense and the consequences of a guilty verdict, defendants in criminal cases have the constitutional right to a jury of their peers. In a jury trial, the Judge decides questions of law, and the jury decides whether the defendant is guilty or not guilty on each of the offense(s) charged. In a court trial, the judge decides questions of law and decides if guilty or not guilty on each offense(s) charges. The cases are categorized by how all the charges within the case were disposed. If all charges were disposed by the same trial type, it's counted in the separate category, otherwise, it's counted within the "Mixed Trial" category. If a charge had a nothing entered or it had "no trial" it's counted in the "No Trial" category.

<b>Cases by Trial Type</b>	<b>27A.460 - (7), (8), (9), (10)</b>	<b>JURY TRIAL</b>	<b>NO TRIAL</b>	<b>Total</b>
Felony Amended Down to Non-Felony		-	<b>22</b> 100.00%	<b>22</b> 100.00%
Felony Charges		<b>1</b> 0.68%	<b>147</b> 99.32%	<b>148</b> 100.00%
Felony Convictions		-	<b>89</b> 100.00%	<b>89</b> 100.00%

*27A.460 (7) Percentage of disposition to guilty as charged by trial;  
 27A.460 (8) Percentage of those found guilty of lesser charge by trial;  
 27A.460 (9) Percentage of cases where jury trial taken;  
 27A.460 (10) Percentage of trials which are bench (court) trials; and*

**ADMINISTRATIVE OFFICE OF THE COURTS**

Research & Statistics

**Annual Report FY 2018**

**Circuit Court - "Felony" Criminal Cases**

**LEE**

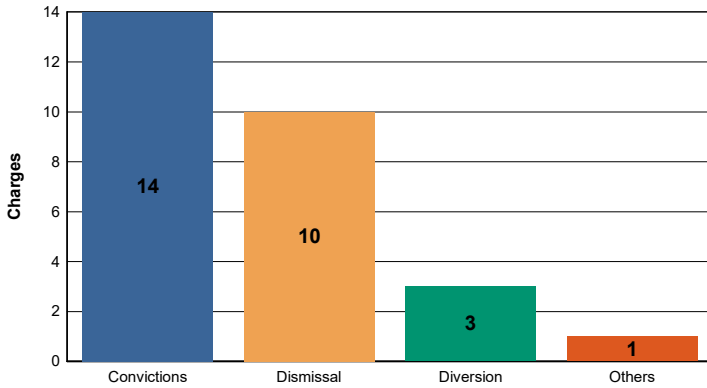
There were 28 felony level offenses and 3 non-felony level offenses disposed within 17 circuit criminal cases during the fiscal year. Non-felony offenses include misdemeanor, violation, local ordinance or other level offense(s) within those cases.

	<b>Charges</b>	<b>Cases</b>
<b>Felony</b>	28	17
<b>Felony amended to Non-Felony</b>	3	

Of those 28 felony offenses, 14 (50.00%) were convicted; were acquitted (%); and 10 (35.71%) were dismissed.

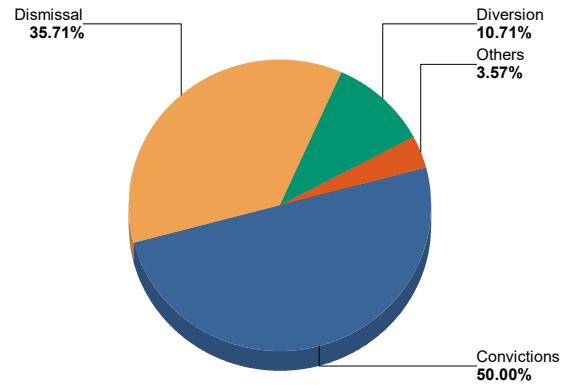
**Felony Charges by Disposition Type**

27A.460 - (1), (3), (4)



**Percent of Charges by Disposition Type**

27A.460 - (1), (3), (4)



**27A.460 (1) Conviction percentages;**

**27A.460 (3) Percentage of acquittals;**

**27A.460(4) Percentage of dismissals;**

\* "Others" disposition type include: Denied, Extradition, Grand Jury, Granted, Hung Jury, Merged, Mistrial, No Action Taken By Grand Jury, Other, Pardon - Prior to Adjudication Only, Peace Bond, Remanded, Set Aside/Voided, Sealed Records, Transfer, Drug Court Transfer, Vacated Judgment

**ADMINISTRATIVE OFFICE OF THE COURTS**

Research & Statistics

**Annual Report FY 2018**

**Circuit Court - "Felony" Criminal Cases**

**LEE**

**Sentence Information by Charge Disposition Type**

27A.460 - (2)	Sentence Records	Jail or Prison Conditionally Discharged	Jail or Prison Suspended	Jail or Prison Time > 0	Net Costs > \$0.00	Net Fines > \$0.00	Net Home Incarceration Time	Net Home Incarceration Time Suspended	Net Probation Time Supervised	Net Probation Time Unsupervised	Net Suspended Costs > \$0.00	Net Suspended Fines > \$0.00	Other Conditions
Convicted	10			10 100.00%	7 70.00%								1 10.00%
Diverted	2		2 100.00%	2 100.00%	2 100.00%				2 100.00%				1 50.00%
Others	1				1 100.00%								
	13		2	12	10				2				2

**27A.460 (2) Percentages of fines, imprisonment, or other penalty assessment;**

\* Percentages are based on total sentence records per category (convicted, acquitted...etc)

\* There can be multiple sentence conditions to a single charge.

**Plea Type**

**27A.460 - (5), (6)**

		GUILTY	NOT GUILTY	UNKNOWN PLEA TYPE	TOTAL
Felony Charges	Original_Plea	1 3.57%	14 50.00%	13 46.43%	28 100.00%
	Final_Plea	15 53.57%	-	13 46.43%	28 100.00%
Felony amended to Non-Felony	Original_Plea	-	1 33.33%	2 66.67%	3 100.00%
	Final_Plea	1 33.33%	-	2 66.67%	3 100.00%

**27A.460 (5) Percentage of pleas as charges;**

**27A.460 (6) Percentage of pleas to reduce charges;**

ADMINISTRATIVE OFFICE OF THE COURTS

Research & Statistics

Annual Report FY 2018

Circuit Court - "Felony" Criminal Cases

LEE

Cases can have multiple charges which are heard either by a court trial, jury trial, no trial or by a combination of trial types. Depending upon the seriousness of the offense and the consequences of a guilty verdict, defendants in criminal cases have the constitutional right to a jury of their peers. In a jury trial, the Judge decides questions of law, and the jury decides whether the defendant is guilty or not guilty on each of the offense(s) charged. In a court trial, the judge decides questions of law and decides if guilty or not guilty on each offense(s) charges. The cases are categorized by how all the charges within the case were disposed. If all charges were disposed by the same trial type, it's counted in the separate category, otherwise, it's counted within the "Mixed Trial" category. If a charge had a nothing entered or it had "no trial" it's counted in the "No Trial" category.

<b>Cases by Trial Type</b>	<b>27A.460 - (7), (8), (9), (10)</b>	<b>NO TRIAL</b>	<b>Total</b>
Felony Amended Down to Non-Felony		<b>3</b> 100.00%	<b>3</b> 100.00%
Felony Charges		<b>17</b> 100.00%	<b>17</b> 100.00%
Felony Convictions		<b>10</b> 100.00%	<b>10</b> 100.00%

*27A.460 (7) Percentage of disposition to guilty as charged by trial;*  
*27A.460 (8) Percentage of those found guilty of lesser charge by trial;*  
*27A.460 (9) Percentage of cases where jury trial taken;*  
*27A.460 (10) Percentage of trials which are bench (court) trials; and*



**ADMINISTRATIVE OFFICE OF THE COURTS**

Research & Statistics

**Annual Report FY 2018**

**Circuit Court - "Felony" Criminal Cases**

**LESLIE**

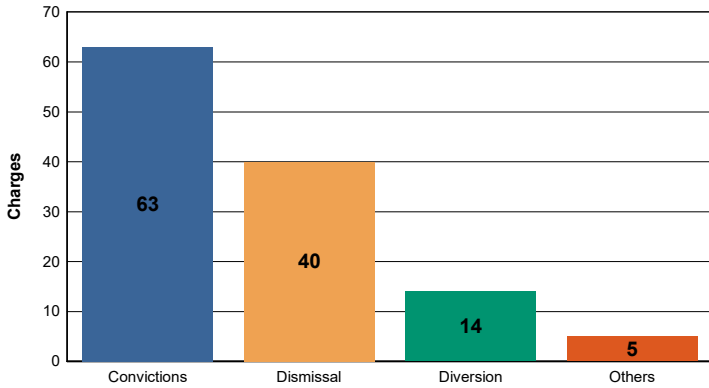
There were 122 felony level offenses and 0 non-felony level offenses disposed within 75 circuit criminal cases during the fiscal year. Non-felony offenses include misdemeanor, violation, local ordinance or other level offense(s) within those cases.

	<b>Charges</b>	<b>Cases</b>
<b>Felony</b>	122	75
<b>Felony amended to Non-Felony</b>	0	

Of those 122 felony offenses, 63 (51.64%) were convicted; were acquitted (%); and 40 (32.79%) were dismissed.

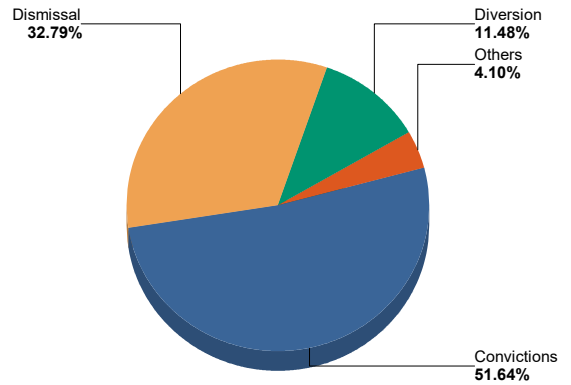
**Felony Charges by Disposition Type**

27A.460 - (1), (3), (4)



**Percent of Charges by Disposition Type**

27A.460 - (1), (3), (4)



**27A.460 (1) Conviction percentages;**

**27A.460 (3) Percentage of acquittals;**

**27A.460(4) Percentage of dismissals;**

\* "Others" disposition type include: Denied, Extradition, Grand Jury, Granted, Hung Jury, Merged, Mistrial, No Action Taken By Grand Jury, Other, Pardon - Prior to Adjudication Only, Peace Bond, Remanded, Set Aside/Voided, Sealed Records, Transfer, Drug Court Transfer, Vacated Judgment

**ADMINISTRATIVE OFFICE OF THE COURTS**

Research & Statistics

**Annual Report FY 2018**

**Circuit Court - "Felony" Criminal Cases**

**LESLIE**

**Sentence Information by Charge Disposition Type**

27A.460 - (2)	Sentence Records	Jail or Prison Conditionally Discharged	Jail or Prison Suspended	Jail or Prison Time > 0	Net Costs > \$0.00	Net Fines > \$0.00	Net Home Incarceration Time	Net Home Incarceration Time Suspended	Net Probation Time Supervised	Net Probation Time Unsupervised	Net Suspended Costs > \$0.00	Net Suspended Fines > \$0.00	Other Conditions
Convicted	62		21	62	2				16	1			26
			33.87%	100.00%	3.23%				25.81%	1.61%			41.94%
	62		21	62	2				16	1			26

**27A.460 (2) Percentages of fines, imprisonment, or other penalty assessment;**

\* Percentages are based on total sentence records per category (convicted, acquitted...etc)

\* There can be multiple sentence conditions to a single charge.

**Plea Type**

27A.460 - (5), (6)		GUILTY	UNKNOWN PLEA TYPE	TOTAL
Felony Charges	Original_Plea	2 1.64%	120 98.36%	122 100.00%
	Final_Plea	2 1.64%	120 98.36%	122 100.00%

**27A.460 (5) Percentage of pleas as charges;**

**27A.460 (6) Percentage of pleas to reduce charges;**

**ADMINISTRATIVE OFFICE OF THE COURTS**

Research & Statistics

**Annual Report FY 2018**

**Circuit Court - "Felony" Criminal Cases**

**LESLIE**

Cases can have multiple charges which are heard either by a court trial, jury trial, no trial or by a combination of trial types. Depending upon the seriousness of the offense and the consequences of a guilty verdict, defendants in criminal cases have the constitutional right to a jury of their peers. In a jury trial, the Judge decides questions of law, and the jury decides whether the defendant is guilty or not guilty on each of the offense(s) charged. In a court trial, the judge decides questions of law and decides if guilty or not guilty on each offense(s) charges. The cases are categorized by how all the charges within the case were disposed. If all charges were disposed by the same trial type, it's counted in the separate category, otherwise, it's counted within the "Mixed Trial" category. If a charge had a nothing entered or it had "no trial" it's counted in the "No Trial" category.

<b>Cases by Trial Type</b>	<b>27A.460 - (7), (8), (9), (10)</b>	<b>NO TRIAL</b>	<b>Total</b>
Felony Charges	<b>75</b>	<b>75</b>	<b>75</b>
	100.00%	100.00%	
Felony Convictions	<b>49</b>	<b>49</b>	<b>49</b>
	100.00%	100.00%	

27A.460 (7) Percentage of disposition to guilty as charged by trial;  
 27A.460 (8) Percentage of those found guilty of lesser charge by trial;  
 27A.460 (9) Percentage of cases where jury trial taken;  
 27A.460 (10) Percentage of trials which are bench (court) trials; and

**Shock Probation by  
Disposition Type**

	<b>27A.440 (3b)</b>	<b>Denied</b>	<b>Granted</b>	<b>Total</b>
0026090 SHOCK PROBATION IN FELONY CONVICTIONS		<b>14</b>	<b>3</b>	<b>17</b>
		82.35%	17.65%	100.0000%

27A.440 (3) Cases in which shock probation has been granted:  
 (b) Extracted data on shock probation shall be placed in the annual report of the Administrative Office of the Courts.

**ADMINISTRATIVE OFFICE OF THE COURTS**

Research & Statistics

**Annual Report FY 2018**

**Circuit Court - "Felony" Criminal Cases**

**LETCHER**

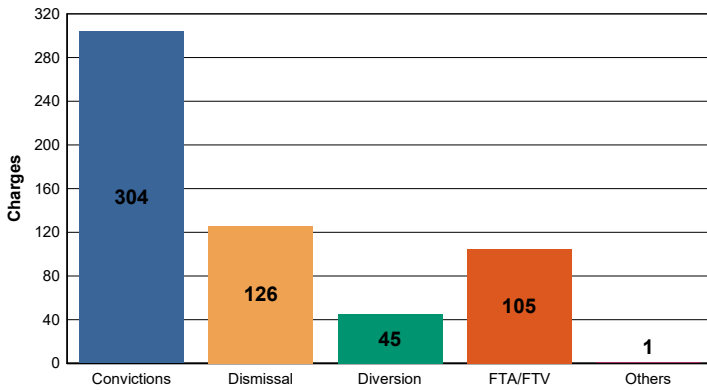
There were 581 felony level offenses and 53 non-felony level offenses disposed within 363 circuit criminal cases during the fiscal year. Non-felony offenses include misdemeanor, violation, local ordinance or other level offense(s) within those cases.

	<b>Charges</b>	<b>Cases</b>
<b>Felony</b>	581	363
<b>Felony amended to Non-Felony</b>	53	

Of those 581 felony offenses, 304 (52.32%) were convicted; were acquitted (%); and 126 (21.69%) were dismissed.

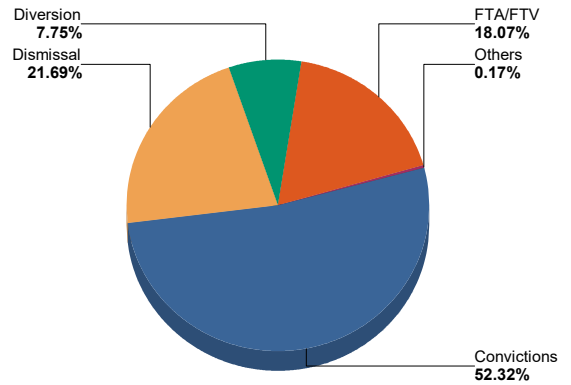
**Felony Charges by Disposition Type**

27A.460 - (1), (3), (4)



**Percent of Charges by Disposition Type**

27A.460 - (1), (3), (4)



**27A.460 (1) Conviction percentages;**

**27A.460 (3) Percentage of acquittals;**

**27A.460(4) Percentage of dismissals;**

\* "Others" disposition type include: Denied, Extradition, Grand Jury, Granted, Hung Jury, Merged, Mistrial, No Action Taken By Grand Jury, Other, Pardon - Prior to Adjudication Only, Peace Bond, Remanded, Set Aside/Voided, Sealed Records, Transfer, Drug Court Transfer, Vacated Judgment

**ADMINISTRATIVE OFFICE OF THE COURTS**

Research & Statistics

**Annual Report FY 2018**

**Circuit Court - "Felony" Criminal Cases**

**LETCHER**

**Sentence Information by Charge Disposition Type**

27A.460 - (2)	Sentence Records	Jail or Prison Conditionally Discharged	Jail or Prison Suspended	Jail or Prison Time > 0	Net Costs > \$0.00	Net Fines > \$0.00	Net Home Incarceration Time	Net Home Incarceration Time Suspended	Net Probation Time Supervised	Net Probation Time Unsupervised	Net Suspended Costs > \$0.00	Net Suspended Fines > \$0.00	Other Conditions
Convicted	303		123 40.59%	300 99.01%	179 59.08%	15 4.95%			106 34.98%	11 3.63%			1 0.33%
Diverted	10				10 100.00%								
Others	1		1 100.00%	1 100.00%					1 100.00%				1 100.00%
	<b>314</b>		<b>124</b>	<b>301</b>	<b>189</b>	<b>15</b>			<b>107</b>	<b>11</b>			<b>2</b>

27A.460 (2) Percentages of fines, imprisonment, or other penalty assessment;

\* Percentages are based on total sentence records per category (convicted, acquitted...etc)

\* There can be multiple sentence conditions to a single charge.

**Plea Type**

27A.460 - (5), (6)		GUILTY	NOT GUILTY	UNKNOWN PLEA TYPE	TOTAL
Felony Charges	Original_Plea	-	303	278	581
		0.00%	52.15%	47.85%	100.00%
	Final_Plea	294	9	278	581
		50.60%	1.55%	47.85%	100.00%
Felony amended to Non-Felony	Original_Plea	-	-	53	53
		0.00%	0.00%	100.00%	100.00%
	Final_Plea	-	-	53	53
		0.00%	0.00%	100.00%	100.00%

27A.460 (5) Percentage of pleas as charges;

27A.460 (6) Percentage of pleas to reduce charges;

**ADMINISTRATIVE OFFICE OF THE COURTS**

Research & Statistics

**Annual Report FY 2018**

**Circuit Court - "Felony" Criminal Cases**

**LETCHER**

Cases can have multiple charges which are heard either by a court trial, jury trial, no trial or by a combination of trial types. Depending upon the seriousness of the offense and the consequences of a guilty verdict, defendants in criminal cases have the constitutional right to a jury of their peers. In a jury trial, the Judge decides questions of law, and the jury decides whether the defendant is guilty or not guilty on each of the offense(s) charged. In a court trial, the judge decides questions of law and decides if guilty or not guilty on each offense(s) charges. The cases are categorized by how all the charges within the case were disposed. If all charges were disposed by the same trial type, it's counted in the separate category, otherwise, it's counted within the "Mixed Trial" category. If a charge had a nothing entered or it had "no trial" it's counted in the "No Trial" category.

<b>Cases by Trial Type</b>	<b>27A.460 - (7), (8), (9), (10)</b>	<b>JURY TRIAL</b>	<b>NO TRIAL</b>	<b>Total</b>
Felony Amended Down to Non-Felony		-	<b>31</b> 100.00%	<b>31</b> 100.00%
Felony Charges		<b>4</b> 1.10%	<b>359</b> 98.90%	<b>363</b> 100.00%
Felony Convictions		<b>4</b> 2.04%	<b>192</b> 97.96%	<b>196</b> 100.00%

*27A.460 (7) Percentage of disposition to guilty as charged by trial;  
 27A.460 (8) Percentage of those found guilty of lesser charge by trial;  
 27A.460 (9) Percentage of cases where jury trial taken;  
 27A.460 (10) Percentage of trials which are bench (court) trials; and*

**Shock Probation by  
Disposition Type**

	<b>27A.440 (3b)</b>	<b>Granted</b>	<b>Total</b>
0026090 SHOCK PROBATION IN FELONY CONVICTIONS		<b>1</b> 100.00%	<b>1</b> 100.0000%

**27A.440 (3) Cases in which shock probation has been granted:**  
 (b) Extracted data on shock probation shall be placed in the annual report of the Administrative Office of the Courts.

**ADMINISTRATIVE OFFICE OF THE COURTS**

Research & Statistics

**Annual Report FY 2018**

**Circuit Court - "Felony" Criminal Cases**

**LEWIS**

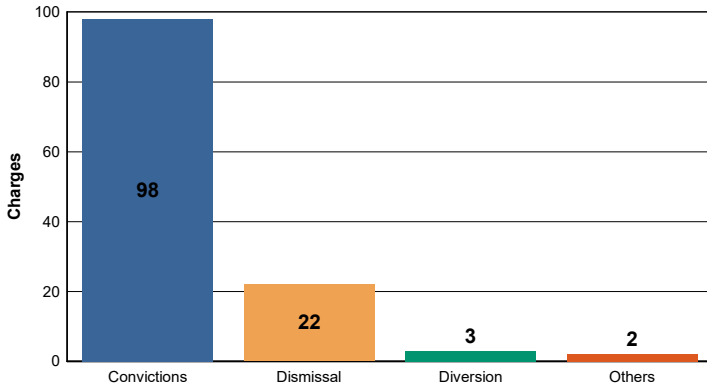
There were 125 felony level offenses and 5 non-felony level offenses disposed within 84 circuit criminal cases during the fiscal year. Non-felony offenses include misdemeanor, violation, local ordinance or other level offense(s) within those cases.

	<b>Charges</b>	<b>Cases</b>
<b>Felony</b>	125	84
<b>Felony amended to Non-Felony</b>	5	

Of those 125 felony offenses, 98 (78.40%) were convicted; were acquitted (%); and 22 (17.60%) were dismissed.

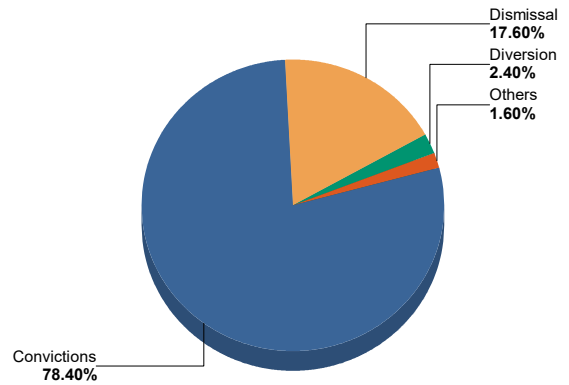
**Felony Charges by Disposition Type**

27A.460 - (1), (3), (4)



**Percent of Charges by Disposition Type**

27A.460 - (1), (3), (4)



**27A.460 (1) Conviction percentages;**

**27A.460 (3) Percentage of acquittals;**

**27A.460(4) Percentage of dismissals;**

\* "Others" disposition type include: Denied, Extradition, Grand Jury, Granted, Hung Jury, Merged, Mistrial, No Action Taken By Grand Jury, Other, Pardon - Prior to Adjudication Only, Peace Bond, Remanded, Set Aside/Voided, Sealed Records, Transfer, Drug Court Transfer, Vacated Judgment

**ADMINISTRATIVE OFFICE OF THE COURTS**

Research & Statistics

Annual Report FY 2018

Circuit Court - "Felony" Criminal Cases

**LEWIS**

**Sentence Information by Charge Disposition Type**

27A.460 - (2)	Sentence Records	Jail or Prison Conditionally Discharged	Jail or Prison Suspended	Jail or Prison Time > 0	Net Costs > \$0.00	Net Fines > \$0.00	Net Home Incarceration Time	Net Home Incarceration Time Suspended	Net Probation Time Supervised	Net Probation Time Unsupervised	Net Suspended Costs > \$0.00	Net Suspended Fines > \$0.00	Other Conditions
Convicted	81	-	13	79	64	4	-	-	7	3	-	-	9
			16.05%	97.53%	79.01%	4.94%			8.64%	3.70%			11.11%
Dismissed	7	5	1	7	6	1	-	-	3	3	-	-	6
		71.43%	14.29%	100.00%	85.71%	14.29%			42.86%	42.86%			85.71%
Diverted	3	-	2	2	3	-	-	-	-	2	-	-	1
			66.67%	66.67%	100.00%					66.67%			33.33%
Others	2	-	-	2	1	-	-	-	-	-	-	-	1
				100.00%	50.00%								50.00%
	93	5	16	90	74	5	-	-	10	8	-	-	17

**27A.460 (2) Percentages of fines, imprisonment, or other penalty assessment;**

\* Percentages are based on total sentence records per category (convicted, acquitted...etc)

\* There can be multiple sentence conditions to a single charge.

**Plea Type**

27A.460 - (5), (6)

		GUILTY	NOT GUILTY	UNKNOWN PLEA TYPE	TOTAL
Felony Charges	Original_Plea	-	2	123	125
		0.00%	1.60%	98.40%	100.00%
Felony amended to Non-Felony	Final_Plea	2	-	123	125
		1.60%	0.00%	98.40%	100.00%
	Original_Plea	-	-	5	5
		0.00%	0.00%	100.00%	100.00%
	Final_Plea	-	-	5	5
		0.00%	0.00%	100.00%	100.00%

**27A.460 (5) Percentage of pleas as charges;**

**27A.460 (6) Percentage of pleas to reduce charges;**



**ADMINISTRATIVE OFFICE OF THE COURTS**

Research & Statistics

**Annual Report FY 2018**

**Circuit Court - "Felony" Criminal Cases**

**LEWIS**

Cases can have multiple charges which are heard either by a court trial, jury trial, no trial or by a combination of trial types. Depending upon the seriousness of the offense and the consequences of a guilty verdict, defendants in criminal cases have the constitutional right to a jury of their peers. In a jury trial, the Judge decides questions of law, and the jury decides whether the defendant is guilty or not guilty on each of the offense(s) charged. In a court trial, the judge decides questions of law and decides if guilty or not guilty on each offense(s) charges. The cases are categorized by how all the charges within the case were disposed. If all charges were disposed by the same trial type, it's counted in the separate category, otherwise, it's counted within the "Mixed Trial" category. If a charge had a nothing entered or it had "no trial" it's counted in the "No Trial" category.

<b>Cases by Trial Type</b>	<b>27A.460 - (7), (8), (9), (10)</b>	<b>JURY TRIAL</b>	<b>NO TRIAL</b>	<b>Total</b>
Felony Amended Down to Non-Felony		-	<b>5</b> 100.00%	<b>5</b> 100.00%
Felony Charges		<b>1</b> 1.19%	<b>83</b> 98.81%	<b>84</b> 100.00%
Felony Convictions		-	<b>64</b> 100.00%	<b>64</b> 100.00%

*27A.460 (7) Percentage of disposition to guilty as charged by trial;  
 27A.460 (8) Percentage of those found guilty of lesser charge by trial;  
 27A.460 (9) Percentage of cases where jury trial taken;  
 27A.460 (10) Percentage of trials which are bench (court) trials; and*

**Shock Probation by  
Disposition Type**

	<b>27A.440 (3b)</b>	<b>Denied</b>	<b>Total</b>
0026090 SHOCK PROBATION IN FELONY CONVICTIONS		<b>9</b> 100.00%	<b>9</b> 100.0000%

**27A.440 (3) Cases in which shock probation has been granted:**  
 (b) Extracted data on shock probation shall be placed in the annual report of the Administrative Office of the Courts.

**ADMINISTRATIVE OFFICE OF THE COURTS**

Research & Statistics

**Annual Report FY 2018**

**Circuit Court - "Felony" Criminal Cases**

**LINCOLN**

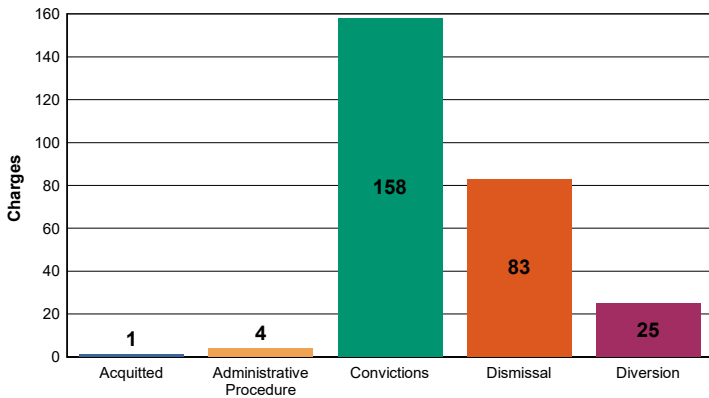
There were 271 felony level offenses and 10 non-felony level offenses disposed within 156 circuit criminal cases during the fiscal year. Non-felony offenses include misdemeanor, violation, local ordinance or other level offense(s) within those cases.

	<b>Charges</b>	<b>Cases</b>
<b>Felony</b>	271	156
<b>Felony amended to Non-Felony</b>	10	

Of those 271 felony offenses, 158 (58.30%) were convicted; 1 were acquitted (0.37%); and 83 (30.63%) were dismissed.

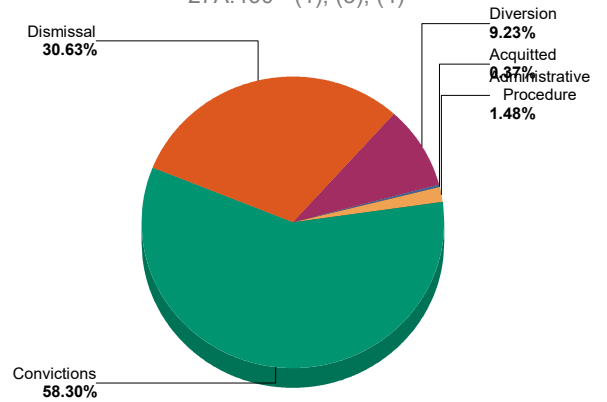
**Felony Charges by Disposition Type**

27A.460 - (1), (3), (4)



**Percent of Charges by Disposition Type**

27A.460 - (1), (3), (4)



**27A.460 (1) Conviction percentages;**

**27A.460 (3) Percentage of acquittals;**

**27A.460(4) Percentage of dismissals;**

\* "Others" disposition type include: Denied, Extradition, Grand Jury, Granted, Hung Jury, Merged, Mistrial, No Action Taken By Grand Jury, Other, Pardon - Prior to Adjudication Only, Peace Bond, Remanded, Set Aside/Voided, Sealed Records, Transfer, Drug Court Transfer, Vacated Judgment

**ADMINISTRATIVE OFFICE OF THE COURTS**

Research & Statistics

**Annual Report FY 2018**

**Circuit Court - "Felony" Criminal Cases**

**LINCOLN**

**Sentence Information by Charge Disposition Type**

27A.460 - (2)	Sentence Records	Jail or Prison Conditionally Discharged	Jail or Prison Suspended	Jail or Prison Time > 0	Net Costs > \$0.00	Net Fines > \$0.00	Net Home Incarceration Time	Net Home Incarceration Time Suspended	Net Probation Time Supervised	Net Probation Time Unsupervised	Net Suspended Costs > \$0.00	Net Suspended Fines > \$0.00	Other Conditions
Convicted	153		25 16.34%	153 100.00%	22 14.38%				25 16.34%				24 15.69%
Diverted	1				1 100.00%								
	154		25	153	23				25				24

**27A.460 (2) Percentages of fines, imprisonment, or other penalty assessment;**

\* Percentages are based on total sentence records per category (convicted, acquitted...etc)

\* There can be multiple sentence conditions to a single charge.

**Plea Type**

**27A.460 - (5), (6)**

		GUILTY	NOT GUILTY	UNKNOWN PLEA TYPE	TOTAL
Felony Charges	Original_Plea	120 44.28%	39 14.39%	112 41.33%	271 100.00%
	Final_Plea	158 58.30%	1 0.37%	112 41.33%	271 100.00%
Felony amended to Non-Felony	Original_Plea	-	-	10 100.00%	10 100.00%
	Final_Plea	-	-	10 100.00%	10 100.00%

**27A.460 (5) Percentage of pleas as charges;**

**27A.460 (6) Percentage of pleas to reduce charges;**

**ADMINISTRATIVE OFFICE OF THE COURTS**

Research & Statistics

**Annual Report FY 2018**

**Circuit Court - "Felony" Criminal Cases**

**LINCOLN**

Cases can have multiple charges which are heard either by a court trial, jury trial, no trial or by a combination of trial types. Depending upon the seriousness of the offense and the consequences of a guilty verdict, defendants in criminal cases have the constitutional right to a jury of their peers. In a jury trial, the Judge decides questions of law, and the jury decides whether the defendant is guilty or not guilty on each of the offense(s) charged. In a court trial, the judge decides questions of law and decides if guilty or not guilty on each offense(s) charges. The cases are categorized by how all the charges within the case were disposed. If all charges were disposed by the same trial type, it's counted in the separate category, otherwise, it's counted within the "Mixed Trial" category. If a charge had a nothing entered or it had "no trial" it's counted in the "No Trial" category.

<b>Cases by Trial Type</b>	<b>27A.460 - (7), (8), (9), (10)</b>	<b>JURY TRIAL</b>	<b>NO TRIAL</b>	<b>Total</b>
Felony Amended Down to Non-Felony		-	<b>9</b> 100.00%	<b>9</b> 100.00%
Felony Charges		<b>1</b> 0.64%	<b>155</b> 99.36%	<b>156</b> 100.00%
Felony Convictions		<b>1</b> 0.88%	<b>112</b> 99.12%	<b>113</b> 100.00%

*27A.460 (7) Percentage of disposition to guilty as charged by trial;  
 27A.460 (8) Percentage of those found guilty of lesser charge by trial;  
 27A.460 (9) Percentage of cases where jury trial taken;  
 27A.460 (10) Percentage of trials which are bench (court) trials; and*

ADMINISTRATIVE OFFICE OF THE COURTS

Research & Statistics

Annual Report FY 2018

Circuit Court - "Felony" Criminal Cases

LIVINGSTON

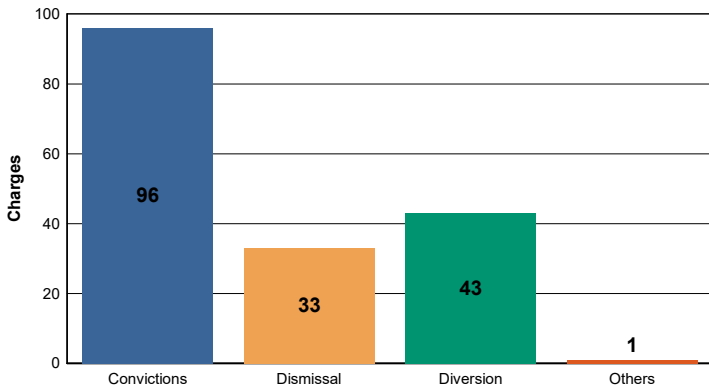
There were 173 felony level offenses and 8 non-felony level offenses disposed within 82 circuit criminal cases during the fiscal year. Non-felony offenses include misdemeanor, violation, local ordinance or other level offense(s) within those cases.

	Charges	Cases
Felony	173	82
Felony amended to Non-Felony	8	

Of those 173 felony offenses, 96 (55.49%) were convicted; were acquitted (%); and 33 (19.08%) were dismissed.

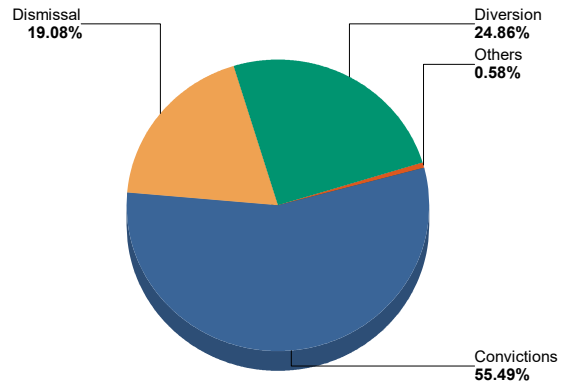
Felony Charges by Disposition Type

27A.460 - (1), (3), (4)



Percent of Charges by Disposition Type

27A.460 - (1), (3), (4)



27A.460 (1) Conviction percentages;

27A.460 (3) Percentage of acquittals;

27A.460(4) Percentage of dismissals;

\* "Others" disposition type include: Denied, Extradition, Grand Jury, Granted, Hung Jury, Merged, Mistrial, No Action Taken By Grand Jury, Other, Pardon - Prior to Adjudication Only, Peace Bond, Remanded, Set Aside/Voided, Sealed Records, Transfer, Drug Court Transfer, Vacated Judgment

**ADMINISTRATIVE OFFICE OF THE COURTS**

Research & Statistics

**Annual Report FY 2018**

**Circuit Court - "Felony" Criminal Cases**

**LIVINGSTON**

**Sentence Information by Charge Disposition Type**

27A.460 - (2)	Sentence Records	Jail or Prison Conditionally Discharged	Jail or Prison Suspended	Jail or Prison Time > 0	Net Costs > \$0.00	Net Fines > \$0.00	Net Home Incarceration Time	Net Home Incarceration Time Suspended	Net Probation Time Supervised	Net Probation Time Unsupervised	Net Suspended Costs > \$0.00	Net Suspended Fines > \$0.00	Other Conditions
Convicted	90		10 11.11%	90 100.00%	8 8.89%				8 8.89%	2 2.22%			3 3.33%
Dismissed	3				3 100.00%								1 33.33%
Diverted	1				1 100.00%								
	94		10	90	12				8	2			4

**27A.460 (2) Percentages of fines, imprisonment, or other penalty assessment;**

\* Percentages are based on total sentence records per category (convicted, acquitted...etc)

\* There can be multiple sentence conditions to a single charge.

**Plea Type**

27A.460 - (5), (6)		GUILTY	NOT GUILTY	UNKNOWN PLEA TYPE	TOTAL
Felony Charges	Original_Plea	-	97	76	173
		0.00%	56.07%	43.93%	100.00%
	Final_Plea	97	-	76	173
		56.07%	0.00%	43.93%	100.00%
Felony amended to Non-Felony	Original_Plea	-	-	8	8
		0.00%	0.00%	100.00%	100.00%
	Final_Plea	-	-	8	8
		0.00%	0.00%	100.00%	100.00%

**27A.460 (5) Percentage of pleas as charges;**

**27A.460 (6) Percentage of pleas to reduce charges;**

**ADMINISTRATIVE OFFICE OF THE COURTS**

Research & Statistics

**Annual Report FY 2018**

**Circuit Court - "Felony" Criminal Cases**

**LIVINGSTON**

Cases can have multiple charges which are heard either by a court trial, jury trial, no trial or by a combination of trial types. Depending upon the seriousness of the offense and the consequences of a guilty verdict, defendants in criminal cases have the constitutional right to a jury of their peers. In a jury trial, the Judge decides questions of law, and the jury decides whether the defendant is guilty or not guilty on each of the offense(s) charged. In a court trial, the judge decides questions of law and decides if guilty or not guilty on each offense(s) charges. The cases are categorized by how all the charges within the case were disposed. If all charges were disposed by the same trial type, it's counted in the separate category, otherwise, it's counted within the "Mixed Trial" category. If a charge had a nothing entered or it had "no trial" it's counted in the "No Trial" category.

<b>Cases by Trial Type</b>	<b>27A.460 - (7), (8), (9), (10)</b>	<b>JURY TRIAL</b>	<b>NO TRIAL</b>	<b>Total</b>
Felony Amended Down to Non-Felony		-	8 100.00%	8 100.00%
Felony Charges		4 4.88%	78 95.12%	82 100.00%
Felony Convictions		4 6.45%	58 93.55%	62 100.00%

*27A.460 (7) Percentage of disposition to guilty as charged by trial;  
 27A.460 (8) Percentage of those found guilty of lesser charge by trial;  
 27A.460 (9) Percentage of cases where jury trial taken;  
 27A.460 (10) Percentage of trials which are bench (court) trials; and*

**Shock Probation by  
Disposition Type**

	<b>27A.440 (3b)</b>	<b>Denied</b>	<b>Granted</b>	<b>Total</b>
0026090 SHOCK PROBATION IN FELONY CONVICTIONS		49 80.33%	12 19.67%	61 100.0000%

**27A.440 (3) Cases in which shock probation has been granted:**  
 (b) Extracted data on shock probation shall be placed in the annual report of the Administrative Office of the Courts.

**ADMINISTRATIVE OFFICE OF THE COURTS**

Research & Statistics

**Annual Report FY 2018**

**Circuit Court - "Felony" Criminal Cases**

**LIVINGSTON**

**Youthful Offenders**

Note: Per statute 635.020 (7) If a person who is eighteen (18) or older and before the court is charged with a felony that occurred prior to his eighteenth birthday, the court shall, upon motion of the county attorney made prior to adjudication, and after the county attorney has consulted with the Commonwealth's attorney, that the child be proceeded against as a youthful offender, proceed in accordance with the provisions of KRS 640.010.

The youthful offender data is pulled by looking at the circuit criminal cases with defendant's age calculated from date of birth to the case filing date, which is under 18, however, those eighteen(18) or older may not be accounted.

There were 6 felony level offenses and 0 non-felony level offenses disposed within 1 circuit criminal cases during the fiscal year. Non-felony offenses include misdemeanor, violation, local ordinance or other level offense(s) within those cases.

<b>27A.460 - (11)</b>		Charges	Cases
<b>Felony</b>		6	1
<b>Felony amended to Non-Felony</b>		-	

**27A.460 (11) The number of juvenile offenders tried as an adult.**

Of the 6 felony level offenses disposed within the youthful offender cases, (%) charges were convicted.

<b>Youthful Offender</b>	Diversion	Total
<b>Felony Charges by Disposition Type</b>	<b>6</b> 100.00%	<b>6</b> 100.00%



ADMINISTRATIVE OFFICE OF THE COURTS

Research & Statistics

Annual Report FY 2018

Circuit Court - "Felony" Criminal Cases

LOGAN

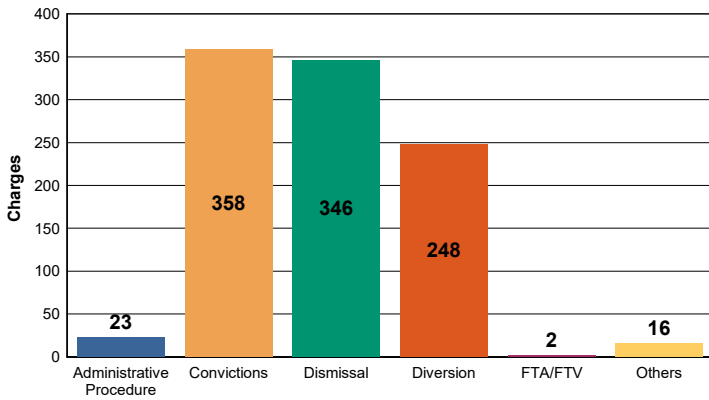
There were 993 felony level offenses and 48 non-felony level offenses disposed within 418 circuit criminal cases during the fiscal year. Non-felony offenses include misdemeanor, violation, local ordinance or other level offense(s) within those cases.

	Charges	Cases
Felony	993	418
Felony amended to Non-Felony	48	

Of those 993 felony offenses, 358 (36.05%) were convicted; were acquitted (%); and 346 (34.84%) were dismissed.

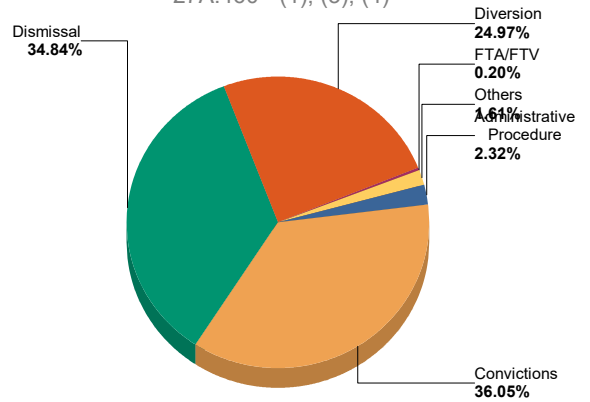
Felony Charges by Disposition Type

27A.460 - (1), (3), (4)



Percent of Charges by Disposition Type

27A.460 - (1), (3), (4)



27A.460 (1) Conviction percentages;

27A.460 (3) Percentage of acquittals;

27A.460(4) Percentage of dismissals;

\* "Others" disposition type include: Denied, Extradition, Grand Jury, Granted, Hung Jury, Merged, Mistrial, No Action Taken By Grand Jury, Other, Pardon - Prior to Adjudication Only, Peace Bond, Remanded, Set Aside/Voided, Sealed Records, Transfer, Drug Court Transfer, Vacated Judgment

**ADMINISTRATIVE OFFICE OF THE COURTS**

Research & Statistics

**Annual Report FY 2018**

**Circuit Court - "Felony" Criminal Cases**

**LOGAN**

**Sentence Information by Charge Disposition Type**

27A.460 - (2)	Sentence Records	Jail or Prison Conditionally Discharged	Jail or Prison Suspended	Jail or Prison Time > 0	Net Costs > \$0.00	Net Fines > \$0.00	Net Home Incarceration Time	Net Home Incarceration Time Suspended	Net Probation Time Supervised	Net Probation Time Unsupervised	Net Suspended Costs > \$0.00	Net Suspended Fines > \$0.00	Other Conditions
Convicted	331		105 31.72%	324 97.89%	90 27.19%				105 31.72%				122 36.86%
Dismissed	6				6 100.00%								3 50.00%
Diverted	110				95 86.36%								56 50.91%
Others	2				2 100.00%								
	449		105	324	193				105				181

**27A.460 (2) Percentages of fines, imprisonment, or other penalty assessment;**

\* Percentages are based on total sentence records per category (convicted, acquitted...etc)

\* There can be multiple sentence conditions to a single charge.

**Plea Type**

**27A.460 - (5), (6)**

		GUILTY	NOT GUILTY	UNKNOWN PLEA TYPE	TOTAL
Felony Charges	Original_Plea	1 0.10%	949 95.57%	43 4.33%	993 100.00%
	Final_Plea	340 34.24%	610 61.43%	43 4.33%	993 100.00%
Felony amended to Non-Felony	Original_Plea	-	47 97.92%	1 2.08%	48 100.00%
	Final_Plea	-	47 97.92%	1 2.08%	48 100.00%

**27A.460 (5) Percentage of pleas as charges;**

**27A.460 (6) Percentage of pleas to reduce charges;**

**ADMINISTRATIVE OFFICE OF THE COURTS**

Research & Statistics

**Annual Report FY 2018**

**Circuit Court - "Felony" Criminal Cases**

**LOGAN**

Cases can have multiple charges which are heard either by a court trial, jury trial, no trial or by a combination of trial types. Depending upon the seriousness of the offense and the consequences of a guilty verdict, defendants in criminal cases have the constitutional right to a jury of their peers. In a jury trial, the Judge decides questions of law, and the jury decides whether the defendant is guilty or not guilty on each of the offense(s) charged. In a court trial, the judge decides questions of law and decides if guilty or not guilty on each offense(s) charges. The cases are categorized by how all the charges within the case were disposed. If all charges were disposed by the same trial type, it's counted in the separate category, otherwise, it's counted within the "Mixed Trial" category. If a charge had a nothing entered or it had "no trial" it's counted in the "No Trial" category.

<b>Cases by Trial Type</b>	<b>27A.460 - (7), (8), (9), (10)</b>	<b>JURY TRIAL</b>	<b>NO TRIAL</b>	<b>Total</b>
Felony Amended Down to Non-Felony		-	<b>39</b> 100.00%	<b>39</b> 100.00%
Felony Charges		<b>2</b> 0.48%	<b>416</b> 99.52%	<b>418</b> 100.00%
Felony Convictions		<b>2</b> 0.93%	<b>212</b> 99.07%	<b>214</b> 100.00%

*27A.460 (7) Percentage of disposition to guilty as charged by trial;  
 27A.460 (8) Percentage of those found guilty of lesser charge by trial;  
 27A.460 (9) Percentage of cases where jury trial taken;  
 27A.460 (10) Percentage of trials which are bench (court) trials; and*

**Shock Probation by  
Disposition Type**

**27A.440 (3b)**

	<b>Denied</b>	<b>Granted</b>	<b>Total</b>
0026090 SHOCK PROBATION IN FELONY CONVICTIONS	<b>28</b> 27.18%	<b>70</b> 67.96%	<b>98</b> 95.1457%
0026100 SHOCK PROBATION IN MISDEMEANOR CONVICTIONS	<b>1</b> 0.97%	<b>4</b> 3.88%	<b>5</b> 4.8544%

**27A.440 (3) Cases in which shock probation has been granted:**  
 (b) Extracted data on shock probation shall be placed in the annual report of the Administrative Office of the Courts.

**ADMINISTRATIVE OFFICE OF THE COURTS**

Research & Statistics

**Annual Report FY 2018**

**Circuit Court - "Felony" Criminal Cases**

**LOGAN**

**Youthful Offenders**

Note: Per statute 635.020 (7) If a person who is eighteen (18) or older and before the court is charged with a felony that occurred prior to his eighteenth birthday, the court shall, upon motion of the county attorney made prior to adjudication, and after the county attorney has consulted with the Commonwealth's attorney, that the child be proceeded against as a youthful offender, proceed in accordance with the provisions of KRS 640.010.

The youthful offender data is pulled by looking at the circuit criminal cases with defendant's age calculated from date of birth to the case filing date, which is under 18, however, those eighteen(18) or older may not be accounted.

There were 1 felony level offenses and 0 non-felony level offenses disposed within 1 circuit criminal cases during the fiscal year. Non-felony offenses include misdemeanor, violation, local ordinance or other level offense(s) within those cases.

27A.460 - (11)	Charges	Cases
Felony	1	1
Felony amended to Non-Felony	-	

**27A.460 (11) The number of juvenile offenders tried as an adult.**

Of the 1 felony level offenses disposed within the youthful offender cases, (%) charges were convicted.

Youthful Offender	Dismissal	Total
Felony Charges by Disposition Type	1 100.00%	1 100.00%

**ADMINISTRATIVE OFFICE OF THE COURTS**

Research & Statistics

**Annual Report FY 2018**

**Circuit Court - "Felony" Criminal Cases**

**LYON**

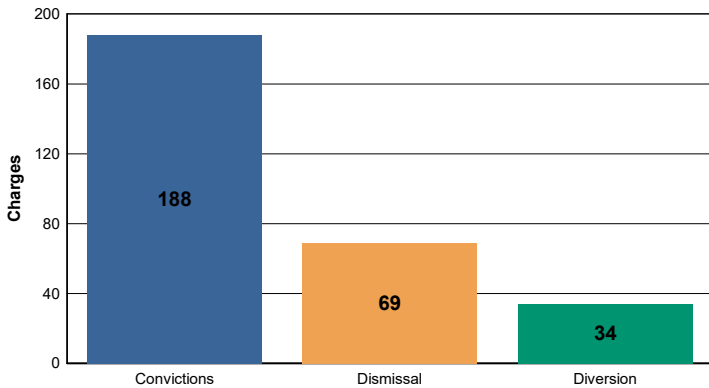
There were 291 felony level offenses and 17 non-felony level offenses disposed within 179 circuit criminal cases during the fiscal year. Non-felony offenses include misdemeanor, violation, local ordinance or other level offense(s) within those cases.

	<b>Charges</b>	<b>Cases</b>
<b>Felony</b>	291	179
<b>Felony amended to Non-Felony</b>	17	

Of those 291 felony offenses, 188 (64.60%) were convicted; were acquitted (%); and 69 (23.71%) were dismissed.

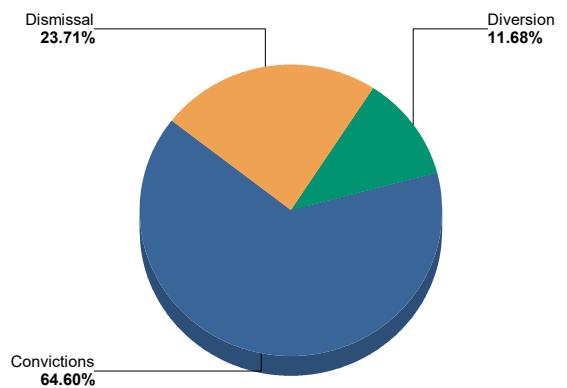
**Felony Charges by Disposition Type**

27A.460 - (1), (3), (4)



**Percent of Charges by Disposition Type**

27A.460 - (1), (3), (4)



**27A.460 (1) Conviction percentages;**

**27A.460 (3) Percentage of acquittals;**

**27A.460(4) Percentage of dismissals;**

\* "Others" disposition type include: Denied, Extradition, Grand Jury, Granted, Hung Jury, Merged, Mistrial, No Action Taken By Grand Jury, Other, Pardon - Prior to Adjudication Only, Peace Bond, Remanded, Set Aside/Voided, Sealed Records, Transfer, Drug Court Transfer, Vacated Judgment

**ADMINISTRATIVE OFFICE OF THE COURTS**

Research & Statistics

**Annual Report FY 2018**

**Circuit Court - "Felony" Criminal Cases**

**LYON**

**Sentence Information by Charge Disposition Type**

27A.460 - (2)	Sentence Records	Jail or Prison Conditionally Discharged	Jail or Prison Suspended	Jail or Prison Time > 0	Net Costs > \$0.00	Net Fines > \$0.00	Net Home Incarceration Time	Net Home Incarceration Time Suspended	Net Probation Time Supervised	Net Probation Time Unsupervised	Net Suspended Costs > \$0.00	Net Suspended Fines > \$0.00	Other Conditions
Convicted	182	1 <i>0.55%</i>	20 <i>10.99%</i>	182 <i>100.00%</i>	18 <i>9.89%</i>	1 <i>0.55%</i>			18 <i>9.89%</i>	3 <i>1.65%</i>			9 <i>4.95%</i>
Dismissed	12	1 <i>8.33%</i>	5 <i>41.67%</i>	6 <i>50.00%</i>	6 <i>50.00%</i>				10 <i>83.33%</i>	2 <i>16.67%</i>			8 <i>66.67%</i>
Diverted	33		33 <i>100.00%</i>	33 <i>100.00%</i>	16 <i>48.48%</i>				30 <i>90.91%</i>	2 <i>6.06%</i>			
	227	2	58	221	40	1			58	7			17

**27A.460 (2) Percentages of fines, imprisonment, or other penalty assessment;**

\* Percentages are based on total sentence records per category (convicted, acquitted...etc)

\* There can be multiple sentence conditions to a single charge.

**Plea Type**

**27A.460 - (5), (6)**

		UNKNOWN PLEA TYPE	TOTAL
Felony Charges	Original_Plea	291 <i>100.00%</i>	291 <i>100.00%</i>
	Final_Plea	291 <i>100.00%</i>	291 <i>100.00%</i>
Felony amended to Non-Felony	Original_Plea	17 <i>100.00%</i>	17 <i>100.00%</i>
	Final_Plea	17 <i>100.00%</i>	17 <i>100.00%</i>

**27A.460 (5) Percentage of pleas as charges;**

**27A.460 (6) Percentage of pleas to reduce charges;**

**ADMINISTRATIVE OFFICE OF THE COURTS**

Research & Statistics

**Annual Report FY 2018**

**Circuit Court - "Felony" Criminal Cases**

**LYON**

Cases can have multiple charges which are heard either by a court trial, jury trial, no trial or by a combination of trial types. Depending upon the seriousness of the offense and the consequences of a guilty verdict, defendants in criminal cases have the constitutional right to a jury of their peers. In a jury trial, the Judge decides questions of law, and the jury decides whether the defendant is guilty or not guilty on each of the offense(s) charged. In a court trial, the judge decides questions of law and decides if guilty or not guilty on each offense(s) charges. The cases are categorized by how all the charges within the case were disposed. If all charges were disposed by the same trial type, it's counted in the separate category, otherwise, it's counted within the "Mixed Trial" category. If a charge had a nothing entered or it had "no trial" it's counted in the "No Trial" category.

<b>Cases by Trial Type</b>	<b>27A.460 - (7), (8), (9), (10)</b>	<b>NO TRIAL</b>	<b>Total</b>
Felony Amended Down to Non-Felony		<b>13</b> 100.00%	<b>13</b> 100.00%
Felony Charges		<b>179</b> 100.00%	<b>179</b> 100.00%
Felony Convictions		<b>128</b> 100.00%	<b>128</b> 100.00%

*27A.460 (7) Percentage of disposition to guilty as charged by trial;  
 27A.460 (8) Percentage of those found guilty of lesser charge by trial;  
 27A.460 (9) Percentage of cases where jury trial taken;  
 27A.460 (10) Percentage of trials which are bench (court) trials; and*

**Shock Probation by  
Disposition Type**

	<b>27A.440 (3b)</b>	<b>Denied</b>	<b>Granted</b>	<b>Total</b>
0026090 SHOCK PROBATION IN FELONY CONVICTIONS		<b>39</b> 49.37%	<b>40</b> 50.63%	<b>79</b> 100.0000%

**27A.440 (3) Cases in which shock probation has been granted:**  
 (b) Extracted data on shock probation shall be placed in the annual report of the Administrative Office of the Courts.

**ADMINISTRATIVE OFFICE OF THE COURTS**

Research & Statistics

**Annual Report FY 2018**

**Circuit Court - "Felony" Criminal Cases**

**MADISON**

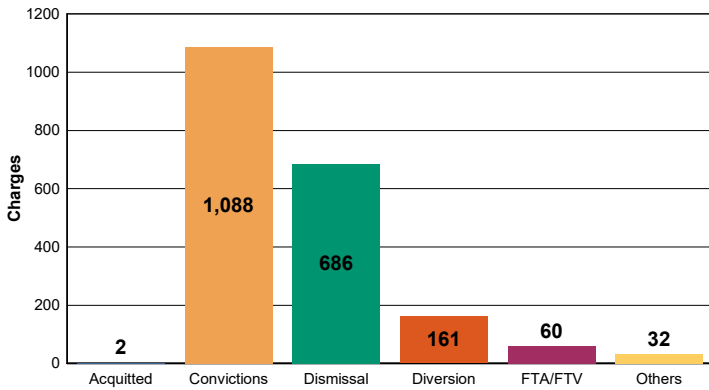
There were 2,029 felony level offenses and 80 non-felony level offenses disposed within 908 circuit criminal cases during the fiscal year. Non-felony offenses include misdemeanor, violation, local ordinance or other level offense(s) within those cases.

	<b>Charges</b>	<b>Cases</b>
<b>Felony</b>	2,029	908
<b>Felony amended to Non-Felony</b>	80	

Of those 2,029 felony offenses, 1,088 (53.62%) were convicted; 2 were acquitted (0.10%); and 686 (33.81%) were dismissed.

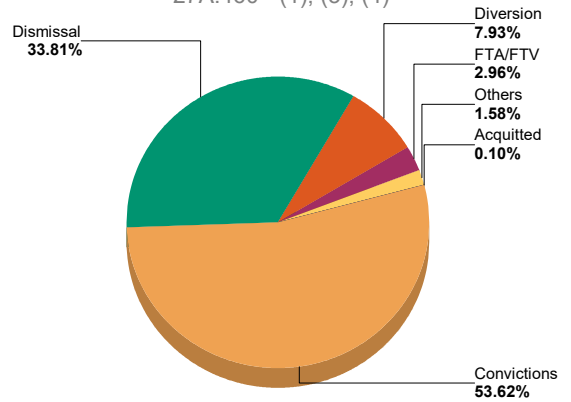
**Felony Charges by Disposition Type**

27A.460 - (1), (3), (4)



**Percent of Charges by Disposition Type**

27A.460 - (1), (3), (4)



**27A.460 (1) Conviction percentages;**

**27A.460 (3) Percentage of acquittals;**

**27A.460(4) Percentage of dismissals;**

\* "Others" disposition type include: Denied, Extradition, Grand Jury, Granted, Hung Jury, Merged, Mistrial, No Action Taken By Grand Jury, Other, Pardon - Prior to Adjudication Only, Peace Bond, Remanded, Set Aside/Voided, Sealed Records, Transfer, Drug Court Transfer, Vacated Judgment



**ADMINISTRATIVE OFFICE OF THE COURTS**

Research & Statistics

**Annual Report FY 2018**

**Circuit Court - "Felony" Criminal Cases**

**MADISON**

**Sentence Information by Charge Disposition Type**

27A.460 - (2)	Sentence Records	Jail or Prison Conditionally Discharged	Jail or Prison Suspended	Jail or Prison Time > 0	Net Costs > \$0.00	Net Fines > \$0.00	Net Home Incarceration Time	Net Home Incarceration Time Suspended	Net Probation Time Supervised	Net Probation Time Unsupervised	Net Suspended Costs > \$0.00	Net Suspended Fines > \$0.00	Other Conditions
Convicted	1,055		347	1,051	396	6			338	2			76
			32.89%	99.62%	37.54%	0.57%			32.04%	0.19%			7.20%
Dismissed	9		2	6	4				1	1			
			22.22%	66.67%	44.44%				11.11%	11.11%			
Diverted	106		1	3	103				1				1
			0.94%	2.83%	97.17%				0.94%				0.94%
Others	1			1									
				100.00%									
	1,171		350	1,061	503	6			340	3			77

**27A.460 (2) Percentages of fines, imprisonment, or other penalty assessment;**

\* Percentages are based on total sentence records per category (convicted, acquitted...etc)

\* There can be multiple sentence conditions to a single charge.

**Plea Type**

**27A.460 - (5), (6)**

		GUILTY	NOT GUILTY	UNKNOWN PLEA TYPE	TOTAL
Felony Charges	Original_Plea	1 0.05%	1,381 68.06%	647 31.89%	2,029 100.00%
	Final_Plea	1,204 59.34%	178 8.77%	647 31.89%	2,029 100.00%
Felony amended to Non-Felony	Original_Plea	- 0.00%	16 20.00%	64 80.00%	80 100.00%
	Final_Plea	5 6.25%	11 13.75%	64 80.00%	80 100.00%

**27A.460 (5) Percentage of pleas as charges;**

**27A.460 (6) Percentage of pleas to reduce charges;**

**ADMINISTRATIVE OFFICE OF THE COURTS**

Research & Statistics

**Annual Report FY 2018**

**Circuit Court - "Felony" Criminal Cases**

**MADISON**

Cases can have multiple charges which are heard either by a court trial, jury trial, no trial or by a combination of trial types. Depending upon the seriousness of the offense and the consequences of a guilty verdict, defendants in criminal cases have the constitutional right to a jury of their peers. In a jury trial, the Judge decides questions of law, and the jury decides whether the defendant is guilty or not guilty on each of the offense(s) charged. In a court trial, the judge decides questions of law and decides if guilty or not guilty on each offense(s) charges. The cases are categorized by how all the charges within the case were disposed. If all charges were disposed by the same trial type, it's counted in the separate category, otherwise, it's counted within the "Mixed Trial" category. If a charge had a nothing entered or it had "no trial" it's counted in the "No Trial" category.

<b>Cases by Trial Type</b>	<b>27A.460 - (7), (8), (9), (10)</b>	<b>COURT TRIAL</b>	<b>JURY TRIAL</b>	<b>NO TRIAL</b>	<b>Total</b>
Felony Amended Down to Non-Felony		-	-	<b>60</b> 100.00%	<b>60</b> 100.00%
Felony Charges		<b>1</b> 0.11%	<b>2</b> 0.22%	<b>905</b> 99.67%	<b>908</b> 100.00%
Felony Convictions		<b>1</b> 0.17%	<b>2</b> 0.33%	<b>596</b> 99.50%	<b>599</b> 100.00%

*27A.460 (7) Percentage of disposition to guilty as charged by trial;  
 27A.460 (8) Percentage of those found guilty of lesser charge by trial;  
 27A.460 (9) Percentage of cases where jury trial taken;  
 27A.460 (10) Percentage of trials which are bench (court) trials; and*

**Shock Probation by  
Disposition Type**

	<b>27A.440 (3b)</b>	<b>Denied</b>	<b>Granted</b>	<b>With drawn</b>	<b>Total</b>
0026090 SHOCK PROBATION IN FELONY CONVICTIONS		<b>95</b> 67.86%	<b>43</b> 30.71%	<b>2</b> 1.43%	<b>140</b> 100.0000%

**27A.440 (3) Cases in which shock probation has been granted:**  
 (b) Extracted data on shock probation shall be placed in the annual report of the Administrative Office of the Courts.

**ADMINISTRATIVE OFFICE OF THE COURTS**

Research & Statistics

**Annual Report FY 2018**

**Circuit Court - "Felony" Criminal Cases**

**MADISON**

**Youthful Offenders**

Note: Per statute 635.020 (7) If a person who is eighteen (18) or older and before the court is charged with a felony that occurred prior to his eighteenth birthday, the court shall, upon motion of the county attorney made prior to adjudication, and after the county attorney has consulted with the Commonwealth's attorney, that the child be proceeded against as a youthful offender, proceed in accordance with the provisions of KRS 640.010.

The youthful offender data is pulled by looking at the circuit criminal cases with defendant's age calculated from date of birth to the case filing date, which is under 18, however, those eighteen(18) or older may not be accounted.

There were 2 felony level offenses and 0 non-felony level offenses disposed within 1 circuit criminal cases during the fiscal year. Non-felony offenses include misdemeanor, violation, local ordinance or other level offense(s) within those cases.

27A.460 - (11)		Charges	Cases
Felony		2	1
Felony amended to Non-Felony		-	

**27A.460 (11) The number of juvenile offenders tried as an adult.**

Of the 2 felony level offenses disposed within the youthful offender cases, 1 (50.00%) charges were convicted.

Youthful Offender	Convictions	Dismissal	Total
	Felony Charges by Disposition Type	1 50.00%	1 50.00%

Youthful Offender	GUILTY	Total
	Felony Charges Convicted by Disposition Type	1 100.00%

ADMINISTRATIVE OFFICE OF THE COURTS

Research & Statistics

Annual Report FY 2018

Circuit Court - "Felony" Criminal Cases

MAGOFFIN

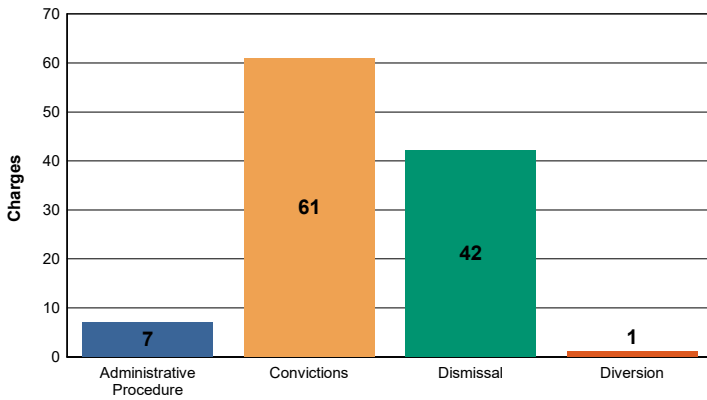
There were 111 felony level offenses and 5 non-felony level offenses disposed within 66 circuit criminal cases during the fiscal year. Non-felony offenses include misdemeanor, violation, local ordinance or other level offense(s) within those cases.

	Charges	Cases
Felony	111	66
Felony amended to Non-Felony	5	

Of those 111 felony offenses, 61 (54.95%) were convicted; were acquitted (%); and 42 (37.84%) were dismissed.

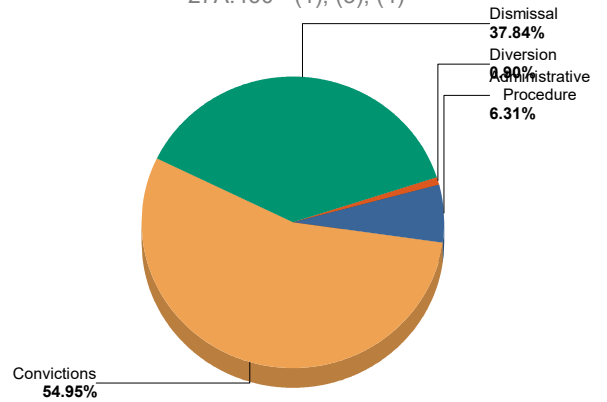
Felony Charges by Disposition Type

27A.460 - (1), (3), (4)



Percent of Charges by Disposition Type

27A.460 - (1), (3), (4)



27A.460 (1) Conviction percentages;

27A.460 (3) Percentage of acquittals;

27A.460(4) Percentage of dismissals;

\* "Others" disposition type include: Denied, Extradition, Grand Jury, Granted, Hung Jury, Merged, Mistrial, No Action Taken By Grand Jury, Other, Pardon - Prior to Adjudication Only, Peace Bond, Remanded, Set Aside/Voided, Sealed Records, Transfer, Drug Court Transfer, Vacated Judgment

**ADMINISTRATIVE OFFICE OF THE COURTS**

Research & Statistics

**Annual Report FY 2018**

**Circuit Court - "Felony" Criminal Cases**

**MAGOFFIN**

**Sentence Information by Charge Disposition Type**

27A.460 - (2)	Sentence Records	Jail or Prison Conditionally Discharged	Jail or Prison Suspended	Jail or Prison Time > 0	Net Costs > \$0.00	Net Fines > \$0.00	Net Home Incarceration Time	Net Home Incarceration Time Suspended	Net Probation Time Supervised	Net Probation Time Unsupervised	Net Suspended Costs > \$0.00	Net Suspended Fines > \$0.00	Other Conditions
Convicted	61	1 1.64%	22 36.07%	60 98.36%	47 77.05%	2 3.28%			20 32.79%				19 31.15%
	61	1	22	60	47	2			20				19

**27A.460 (2) Percentages of fines, imprisonment, or other penalty assessment;**

\* Percentages are based on total sentence records per category (convicted, acquitted...etc)

\* There can be multiple sentence conditions to a single charge.

**Plea Type**

	27A.460 - (5), (6)	UNKNOWN PLEA TYPE	TOTAL
Felony Charges	Original_Plea	111 100.00%	111 100.00%
	Final_Plea	111 100.00%	111 100.00%
Felony amended to Non-Felony	Original_Plea	5 100.00%	5 100.00%
	Final_Plea	5 100.00%	5 100.00%

**27A.460 (5) Percentage of pleas as charges;**

**27A.460 (6) Percentage of pleas to reduce charges;**

**ADMINISTRATIVE OFFICE OF THE COURTS**

Research & Statistics

**Annual Report FY 2018**

**Circuit Court - "Felony" Criminal Cases**

**MAGOFFIN**

Cases can have multiple charges which are heard either by a court trial, jury trial, no trial or by a combination of trial types. Depending upon the seriousness of the offense and the consequences of a guilty verdict, defendants in criminal cases have the constitutional right to a jury of their peers. In a jury trial, the Judge decides questions of law, and the jury decides whether the defendant is guilty or not guilty on each of the offense(s) charged. In a court trial, the judge decides questions of law and decides if guilty or not guilty on each offense(s) charges. The cases are categorized by how all the charges within the case were disposed. If all charges were disposed by the same trial type, it's counted in the separate category, otherwise, it's counted within the "Mixed Trial" category. If a charge had a nothing entered or it had "no trial" it's counted in the "No Trial" category.

<b>Cases by Trial Type</b>	<b>27A.460 - (7), (8), (9), (10)</b>	<b>NO TRIAL</b>	<b>Total</b>
Felony Amended Down to Non-Felony	<b>5</b>	<b>5</b>	<b>5</b>
	100.00%	100.00%	100.00%
Felony Charges	<b>66</b>	<b>66</b>	<b>66</b>
	100.00%	100.00%	100.00%
Felony Convictions	<b>47</b>	<b>47</b>	<b>47</b>
	100.00%	100.00%	100.00%

*27A.460 (7) Percentage of disposition to guilty as charged by trial;  
 27A.460 (8) Percentage of those found guilty of lesser charge by trial;  
 27A.460 (9) Percentage of cases where jury trial taken;  
 27A.460 (10) Percentage of trials which are bench (court) trials; and*

**ADMINISTRATIVE OFFICE OF THE COURTS**

Research & Statistics

**Annual Report FY 2018**

**Circuit Court - "Felony" Criminal Cases**

**MARION**

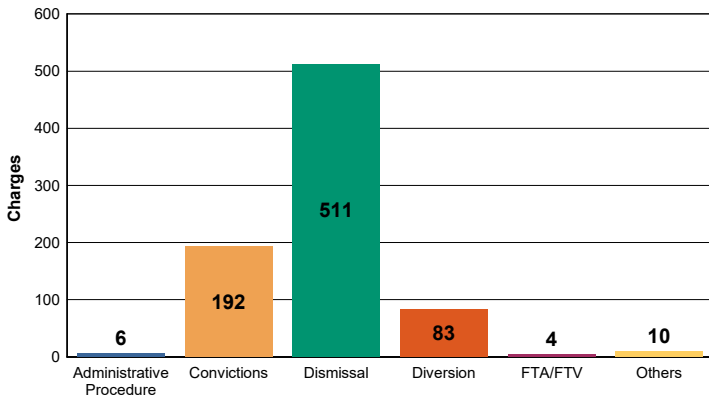
There were 806 felony level offenses and 36 non-felony level offenses disposed within 257 circuit criminal cases during the fiscal year. Non-felony offenses include misdemeanor, violation, local ordinance or other level offense(s) within those cases.

	<b>Charges</b>	<b>Cases</b>
<b>Felony</b>	806	257
<b>Felony amended to Non-Felony</b>	36	

Of those 806 felony offenses, 192 (23.82%) were convicted; were acquitted (%); and 511 (63.40%) were dismissed.

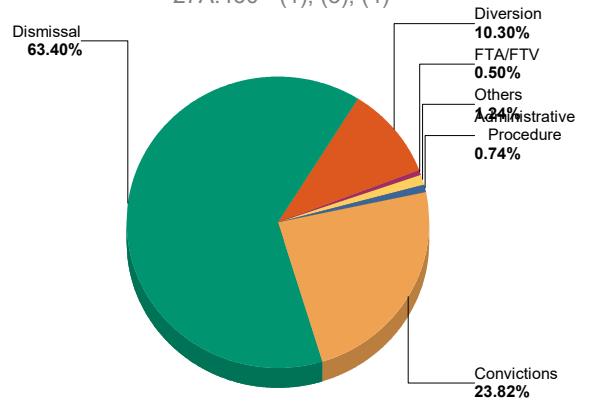
**Felony Charges by Disposition Type**

27A.460 - (1), (3), (4)



**Percent of Charges by Disposition Type**

27A.460 - (1), (3), (4)



**27A.460 (1) Conviction percentages;**

**27A.460 (3) Percentage of acquittals;**

**27A.460(4) Percentage of dismissals;**

\* "Others" disposition type include: Denied, Extradition, Grand Jury, Granted, Hung Jury, Merged, Mistrial, No Action Taken By Grand Jury, Other, Pardon - Prior to Adjudication Only, Peace Bond, Remanded, Set Aside/Voided, Sealed Records, Transfer, Drug Court Transfer, Vacated Judgment

**ADMINISTRATIVE OFFICE OF THE COURTS**

Research & Statistics

**Annual Report FY 2018**

**Circuit Court - "Felony" Criminal Cases**

**MARION**

**Sentence Information by Charge Disposition Type**

<b>27A.460 - (2)</b>	Sentence Records	Jail or Prison Conditionally Discharged	Jail or Prison Suspended	Jail or Prison Time > 0	Net Costs > \$0.00	Net Fines > \$0.00	Net Home Incarceration Time	Net Home Incarceration Time Suspended	Net Probation Time Supervised	Net Probation Time Unsupervised	Net Suspended Costs > \$0.00	Net Suspended Fines > \$0.00	Other Conditions
Convicted	183	96 52.46%	183 100.00%	86 46.99%	23 12.57%			87 47.54%	9 4.92%			73 39.89%	
Diverted	1	1 100.00%	1 100.00%	1 100.00%						1 100.00%			
	184	97	184	87	23			87	10			73	

**27A.460 (2) Percentages of fines, imprisonment, or other penalty assessment;**

\* Percentages are based on total sentence records per category (convicted, acquitted...etc)

\* There can be multiple sentence conditions to a single charge.

**Plea Type**

	<b>27A.460 - (5), (6)</b>	NOT GUILTY	UNKNOWN PLEA TYPE	TOTAL
Felony Charges	Original_Plea	40 4.96%	766 95.04%	806 100.00%
	Final_Plea	40 4.96%	766 95.04%	806 100.00%
Felony amended to Non-Felony	Original_Plea	1 2.78%	35 97.22%	36 100.00%
	Final_Plea	1 2.78%	35 97.22%	36 100.00%

**27A.460 (5) Percentage of pleas as charges;**

**27A.460 (6) Percentage of pleas to reduce charges;**



**ADMINISTRATIVE OFFICE OF THE COURTS**

Research & Statistics

**Annual Report FY 2018**

**Circuit Court - "Felony" Criminal Cases**

**MARION**

Cases can have multiple charges which are heard either by a court trial, jury trial, no trial or by a combination of trial types. Depending upon the seriousness of the offense and the consequences of a guilty verdict, defendants in criminal cases have the constitutional right to a jury of their peers. In a jury trial, the Judge decides questions of law, and the jury decides whether the defendant is guilty or not guilty on each of the offense(s) charged. In a court trial, the judge decides questions of law and decides if guilty or not guilty on each offense(s) charges. The cases are categorized by how all the charges within the case were disposed. If all charges were disposed by the same trial type, it's counted in the separate category, otherwise, it's counted within the "Mixed Trial" category. If a charge had a nothing entered or it had "no trial" it's counted in the "No Trial" category.

<b>Cases by Trial Type</b>	<b>27A.460 - (7), (8), (9), (10)</b>	<b>JURY TRIAL</b>	<b>NO TRIAL</b>	<b>Total</b>
Felony Amended Down to Non-Felony		-	33 100.00%	33 100.00%
Felony Charges		4 1.56%	254 98.83%	258 100.39%
Felony Convictions		4 3.31%	118 97.52%	122 100.83%

*27A.460 (7) Percentage of disposition to guilty as charged by trial;  
 27A.460 (8) Percentage of those found guilty of lesser charge by trial;  
 27A.460 (9) Percentage of cases where jury trial taken;  
 27A.460 (10) Percentage of trials which are bench (court) trials; and*

**Shock Probation by  
Disposition Type**

	<b>27A.440 (3b)</b>	<b>Denied</b>	<b>Granted</b>	<b>Total</b>
0026090 SHOCK PROBATION IN FELONY CONVICTIONS		16 88.89%	2 11.11%	18 100.0000%

**27A.440 (3) Cases in which shock probation has been granted:**  
 (b) Extracted data on shock probation shall be placed in the annual report of the Administrative Office of the Courts.

ADMINISTRATIVE OFFICE OF THE COURTS

Research & Statistics

Annual Report FY 2018

Circuit Court - "Felony" Criminal Cases

MARSHALL

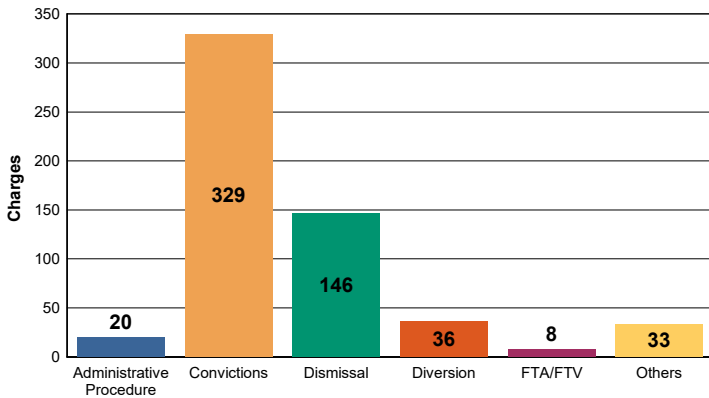
There were 572 felony level offenses and 40 non-felony level offenses disposed within 305 circuit criminal cases during the fiscal year. Non-felony offenses include misdemeanor, violation, local ordinance or other level offense(s) within those cases.

	Charges	Cases
Felony	572	305
Felony amended to Non-Felony	40	

Of those 572 felony offenses, 329 (57.52%) were convicted; were acquitted (%); and 146 (25.52%) were dismissed.

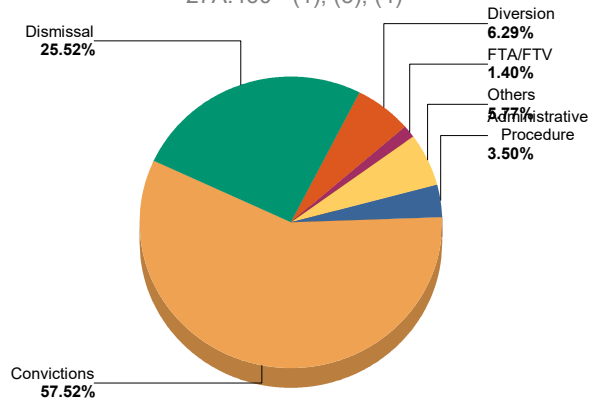
Felony Charges by Disposition Type

27A.460 - (1), (3), (4)



Percent of Charges by Disposition Type

27A.460 - (1), (3), (4)



27A.460 (1) Conviction percentages;

27A.460 (3) Percentage of acquittals;

27A.460(4) Percentage of dismissals;

\* "Others" disposition type include: Denied, Extradition, Grand Jury, Granted, Hung Jury, Merged, Mistrial, No Action Taken By Grand Jury, Other, Pardon - Prior to Adjudication Only, Peace Bond, Remanded, Set Aside/Voided, Sealed Records, Transfer, Drug Court Transfer, Vacated Judgment

**ADMINISTRATIVE OFFICE OF THE COURTS**

Research & Statistics

**Annual Report FY 2018**

**Circuit Court - "Felony" Criminal Cases**

**MARSHALL**

**Sentence Information by Charge Disposition Type**

27A.460 - (2)	Sentence Records	Jail or Prison Conditionally Discharged	Jail or Prison Suspended	Jail or Prison Time > 0	Net Costs > \$0.00	Net Fines > \$0.00	Net Home Incarceration Time	Net Home Incarceration Time Suspended	Net Probation Time Supervised	Net Probation Time Unsupervised	Net Suspended Costs > \$0.00	Net Suspended Fines > \$0.00	Other Conditions
Convicted	299	7 2.34%	158 52.84%	299 100.00%	132 44.15%	4 1.34%			145 48.49%				17 5.69%
Dismissed	2				2 100.00%								
Diverted	3				1 33.33%								
Others	3		2 66.67%	3 100.00%	1 33.33%				2 66.67%				2 66.67%
	<b>307</b>	<b>7</b>	<b>160</b>	<b>302</b>	<b>136</b>	<b>4</b>			<b>147</b>				<b>19</b>

**27A.460 (2) Percentages of fines, imprisonment, or other penalty assessment;**

\* Percentages are based on total sentence records per category (convicted, acquitted...etc)

\* There can be multiple sentence conditions to a single charge.

**Plea Type**

**27A.460 - (5), (6)**

		GUILTY	NOT GUILTY	UNKNOWN PLEA TYPE	TOTAL
Felony Charges	Original_Plea	8 1.40%	425 74.30%	139 24.30%	572 100.00%
	Final_Plea	379 66.26%	54 9.44%	139 24.30%	572 100.00%
Felony amended to Non-Felony	Original_Plea	- 0.00%	21 52.50%	19 47.50%	40 100.00%
	Final_Plea	1 2.50%	20 50.00%	19 47.50%	40 100.00%

**27A.460 (5) Percentage of pleas as charges;**

**27A.460 (6) Percentage of pleas to reduce charges;**

**ADMINISTRATIVE OFFICE OF THE COURTS**

Research & Statistics

**Annual Report FY 2018**

**Circuit Court - "Felony" Criminal Cases**

**MARSHALL**

Cases can have multiple charges which are heard either by a court trial, jury trial, no trial or by a combination of trial types. Depending upon the seriousness of the offense and the consequences of a guilty verdict, defendants in criminal cases have the constitutional right to a jury of their peers. In a jury trial, the Judge decides questions of law, and the jury decides whether the defendant is guilty or not guilty on each of the offense(s) charged. In a court trial, the judge decides questions of law and decides if guilty or not guilty on each offense(s) charges. The cases are categorized by how all the charges within the case were disposed. If all charges were disposed by the same trial type, it's counted in the separate category, otherwise, it's counted within the "Mixed Trial" category. If a charge had a nothing entered or it had "no trial" it's counted in the "No Trial" category.

<b>Cases by Trial Type</b>	<b>27A.460 - (7), (8), (9), (10)</b>	<b>NO TRIAL</b>	<b>Total</b>
Felony Amended Down to Non-Felony		<b>27</b> 100.00%	<b>27</b> 100.00%
Felony Charges		<b>305</b> 100.00%	<b>305</b> 100.00%
Felony Convictions		<b>170</b> 100.00%	<b>170</b> 100.00%

*27A.460 (7) Percentage of disposition to guilty as charged by trial;  
 27A.460 (8) Percentage of those found guilty of lesser charge by trial;  
 27A.460 (9) Percentage of cases where jury trial taken;  
 27A.460 (10) Percentage of trials which are bench (court) trials; and*

**Shock Probation by  
Disposition Type**

	<b>27A.440 (3b)</b>	<b>Denied</b>	<b>Granted</b>	<b>Vacated</b>	<b>Total</b>
0026090 SHOCK PROBATION IN FELONY CONVICTIONS		<b>26</b> 65.00%	<b>13</b> 32.50%	<b>1</b> 2.50%	<b>40</b> 100.0000%

**27A.440 (3) Cases in which shock probation has been granted:**  
 (b) Extracted data on shock probation shall be placed in the annual report of the Administrative Office of the Courts.

**ADMINISTRATIVE OFFICE OF THE COURTS**

Research & Statistics

**Annual Report FY 2018**

**Circuit Court - "Felony" Criminal Cases**

**MARSHALL**

**Youthful Offenders**

Note: Per statute 635.020 (7) If a person who is eighteen (18) or older and before the court is charged with a felony that occurred prior to his eighteenth birthday, the court shall, upon motion of the county attorney made prior to adjudication, and after the county attorney has consulted with the Commonwealth's attorney, that the child be proceeded against as a youthful offender, proceed in accordance with the provisions of KRS 640.010.

The youthful offender data is pulled by looking at the circuit criminal cases with defendant's age calculated from date of birth to the case filing date, which is under 18, however, those eighteen(18) or older may not be accounted.

There were 1 felony level offenses and 0 non-felony level offenses disposed within 1 circuit criminal cases during the fiscal year. Non-felony offenses include misdemeanor, violation, local ordinance or other level offense(s) within those cases.

27A.460 - (11)		Charges	Cases
Felony		1	1
Felony amended to Non-Felony		-	

**27A.460 (11) The number of juvenile offenders tried as an adult.**

Of the 1 felony level offenses disposed within the youthful offender cases, 1 (100.00%) charges were convicted.

Youthful Offender	Convictions	Total
	Felony Charges by Disposition Type	1 100.00%

Youthful Offender	GUILTY	Total
	Felony Charges Convicted by Disposition Type	1 100.00%

ADMINISTRATIVE OFFICE OF THE COURTS

Research & Statistics

Annual Report FY 2018

Circuit Court - "Felony" Criminal Cases

MARTIN

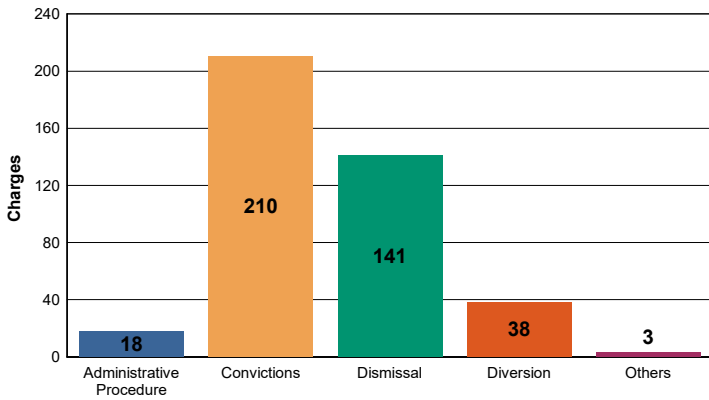
There were 410 felony level offenses and 20 non-felony level offenses disposed within 144 circuit criminal cases during the fiscal year. Non-felony offenses include misdemeanor, violation, local ordinance or other level offense(s) within those cases.

	Charges	Cases
Felony	410	144
Felony amended to Non-Felony	20	

Of those 410 felony offenses, 210 (51.22%) were convicted; were acquitted (%); and 141 (34.39%) were dismissed.

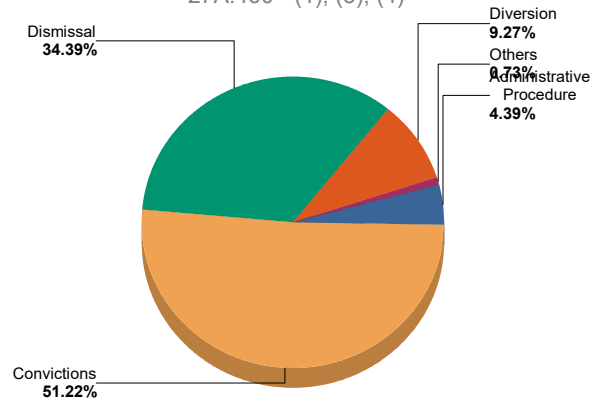
Felony Charges by Disposition Type

27A.460 - (1), (3), (4)



Percent of Charges by Disposition Type

27A.460 - (1), (3), (4)



27A.460 (1) Conviction percentages;

27A.460 (3) Percentage of acquittals;

27A.460(4) Percentage of dismissals;

\* "Others" disposition type include: Denied, Extradition, Grand Jury, Granted, Hung Jury, Merged, Mistrial, No Action Taken By Grand Jury, Other, Pardon - Prior to Adjudication Only, Peace Bond, Remanded, Set Aside/Voided, Sealed Records, Transfer, Drug Court Transfer, Vacated Judgment

**ADMINISTRATIVE OFFICE OF THE COURTS**

Research & Statistics

**Annual Report FY 2018**

**Circuit Court - "Felony" Criminal Cases**

**MARTIN**

**Sentence Information by Charge Disposition Type**

27A.460 - (2)	Sentence Records	Jail or Prison Conditionally Discharged	Jail or Prison Suspended	Jail or Prison Time > 0	Net Costs > \$0.00	Net Fines > \$0.00	Net Home Incarceration Time	Net Home Incarceration Time Suspended	Net Probation Time Supervised	Net Probation Time Unsupervised	Net Suspended Costs > \$0.00	Net Suspended Fines > \$0.00	Other Conditions
Convicted	210	118 56.19%	54 25.71%	210 100.00%	77 36.67%				165 78.57%	7 3.33%			31 14.76%
Dismissed	2	2 100.00%		2 100.00%	1 50.00%					1 50.00%			
Diverted	38	38 100.00%		38 100.00%	30 78.95%				25 65.79%	13 34.21%			12 31.58%
Others	1		1 100.00%	1 100.00%	1 100.00%				1 100.00%				
	<b>251</b>	<b>158</b>	<b>55</b>	<b>251</b>	<b>109</b>				<b>191</b>	<b>21</b>			<b>43</b>

**27A.460 (2) Percentages of fines, imprisonment, or other penalty assessment;**

\* Percentages are based on total sentence records per category (convicted, acquitted...etc)

\* There can be multiple sentence conditions to a single charge.

**Plea Type**

27A.460 - (5), (6)		GUILTY	NOT GUILTY	UNKNOWN PLEA TYPE	TOTAL
Felony Charges	Original_Plea	1 0.24%	251 61.22%	158 38.54%	410 100.00%
	Final_Plea	251 61.22%	1 0.24%	158 38.54%	410 100.00%
Felony amended to Non-Felony	Original_Plea	-	-	20 100.00%	20 100.00%
	Final_Plea	-	-	20 100.00%	20 100.00%

**27A.460 (5) Percentage of pleas as charges;**

**27A.460 (6) Percentage of pleas to reduce charges;**

**ADMINISTRATIVE OFFICE OF THE COURTS**

Research & Statistics

**Annual Report FY 2018**

**Circuit Court - "Felony" Criminal Cases**

**MARTIN**

Cases can have multiple charges which are heard either by a court trial, jury trial, no trial or by a combination of trial types. Depending upon the seriousness of the offense and the consequences of a guilty verdict, defendants in criminal cases have the constitutional right to a jury of their peers. In a jury trial, the Judge decides questions of law, and the jury decides whether the defendant is guilty or not guilty on each of the offense(s) charged. In a court trial, the judge decides questions of law and decides if guilty or not guilty on each offense(s) charges. The cases are categorized by how all the charges within the case were disposed. If all charges were disposed by the same trial type, it's counted in the separate category, otherwise, it's counted within the "Mixed Trial" category. If a charge had a nothing entered or it had "no trial" it's counted in the "No Trial" category.

<b>Cases by Trial Type</b>	<b>27A.460 - (7), (8), (9), (10)</b>	<b>NO TRIAL</b>	<b>Total</b>
Felony Amended Down to Non-Felony	<b>19</b>	<b>19</b>	<b>19</b>
	100.00%	100.00%	100.00%
Felony Charges	<b>144</b>	<b>144</b>	<b>144</b>
	100.00%	100.00%	100.00%
Felony Convictions	<b>79</b>	<b>79</b>	<b>79</b>
	100.00%	100.00%	100.00%

*27A.460 (7) Percentage of disposition to guilty as charged by trial;  
 27A.460 (8) Percentage of those found guilty of lesser charge by trial;  
 27A.460 (9) Percentage of cases where jury trial taken;  
 27A.460 (10) Percentage of trials which are bench (court) trials; and*



**ADMINISTRATIVE OFFICE OF THE COURTS**

Research & Statistics

**Annual Report FY 2018**

**Circuit Court - "Felony" Criminal Cases**

**MASON**

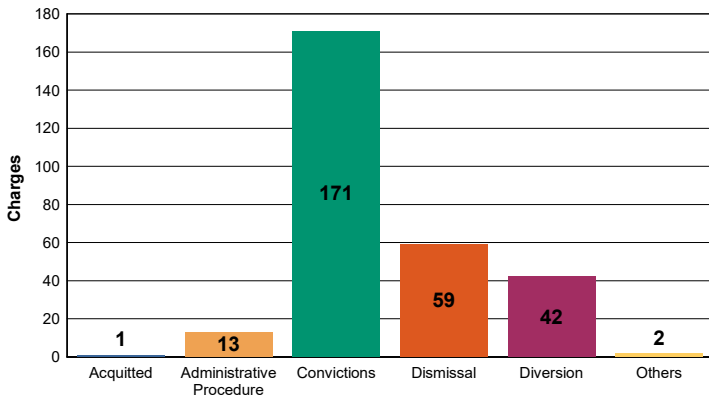
There were 288 felony level offenses and 10 non-felony level offenses disposed within 178 circuit criminal cases during the fiscal year. Non-felony offenses include misdemeanor, violation, local ordinance or other level offense(s) within those cases.

	<b>Charges</b>	<b>Cases</b>
<b>Felony</b>	288	178
<b>Felony amended to Non-Felony</b>	10	

Of those 288 felony offenses, 171 (59.38%) were convicted; 1 were acquitted (0.35%); and 59 (20.49%) were dismissed.

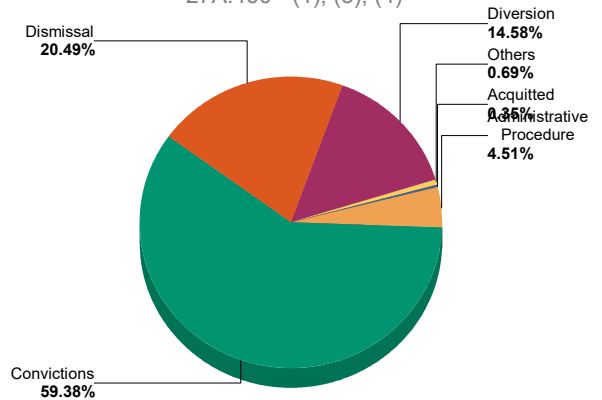
**Felony Charges by Disposition Type**

27A.460 - (1), (3), (4)



**Percent of Charges by Disposition Type**

27A.460 - (1), (3), (4)



**27A.460 (1) Conviction percentages;**

**27A.460 (3) Percentage of acquittals;**

**27A.460(4) Percentage of dismissals;**

\* "Others" disposition type include: Denied, Extradition, Grand Jury, Granted, Hung Jury, Merged, Mistrial, No Action Taken By Grand Jury, Other, Pardon - Prior to Adjudication Only, Peace Bond, Remanded, Set Aside/Voided, Sealed Records, Transfer, Drug Court Transfer, Vacated Judgment

**ADMINISTRATIVE OFFICE OF THE COURTS**

Research & Statistics

**Annual Report FY 2018**

**Circuit Court - "Felony" Criminal Cases**

**MASON**

**Sentence Information by Charge Disposition Type**

27A.460 - (2)	Sentence Records	Jail or Prison Conditionally Discharged	Jail or Prison Suspended	Jail or Prison Time > 0	Net Costs > \$0.00	Net Fines > \$0.00	Net Home Incarceration Time	Net Home Incarceration Time Suspended	Net Probation Time Supervised	Net Probation Time Unsupervised	Net Suspended Costs > \$0.00	Net Suspended Fines > \$0.00	Other Conditions
Convicted	163		37 22.70%	163 100.00%	100 61.35%	4 2.45%			36 22.09%	1 0.61%			104 63.80%
Dismissed	1			1 100.00%									
Others	1			1 100.00%									
	165		37	165	100	4			36	1			104

**27A.460 (2) Percentages of fines, imprisonment, or other penalty assessment;**

\* Percentages are based on total sentence records per category (convicted, acquitted...etc)

\* There can be multiple sentence conditions to a single charge.

**Plea Type**

27A.460 - (5), (6)		GUILTY	NOT GUILTY	UNKNOWN PLEA TYPE	TOTAL
Felony Charges	Original_Plea	51 17.71%	200 69.44%	37 12.85%	288 100.00%
	Final_Plea	203 70.49%	48 16.67%	37 12.85%	288 100.00%
Felony amended to Non-Felony	Original_Plea	-	10 100.00%	-	10 100.00%
	Final_Plea	-	10 100.00%	-	10 100.00%

**27A.460 (5) Percentage of pleas as charges;**

**27A.460 (6) Percentage of pleas to reduce charges;**

**ADMINISTRATIVE OFFICE OF THE COURTS**

Research & Statistics

**Annual Report FY 2018**

**Circuit Court - "Felony" Criminal Cases**

**MASON**

Cases can have multiple charges which are heard either by a court trial, jury trial, no trial or by a combination of trial types. Depending upon the seriousness of the offense and the consequences of a guilty verdict, defendants in criminal cases have the constitutional right to a jury of their peers. In a jury trial, the Judge decides questions of law, and the jury decides whether the defendant is guilty or not guilty on each of the offense(s) charged. In a court trial, the judge decides questions of law and decides if guilty or not guilty on each offense(s) charges. The cases are categorized by how all the charges within the case were disposed. If all charges were disposed by the same trial type, it's counted in the separate category, otherwise, it's counted within the "Mixed Trial" category. If a charge had a nothing entered or it had "no trial" it's counted in the "No Trial" category.

<b>Cases by Trial Type</b>	<b>27A.460 - (7), (8), (9), (10)</b>	<b>JURY TRIAL</b>	<b>NO TRIAL</b>	<b>Total</b>
Felony Amended Down to Non-Felony		-	<b>10</b> 100.00%	<b>10</b> 100.00%
Felony Charges		<b>1</b> 0.56%	<b>177</b> 99.44%	<b>178</b> 100.00%
Felony Convictions		-	<b>120</b> 100.00%	<b>120</b> 100.00%

*27A.460 (7) Percentage of disposition to guilty as charged by trial;  
 27A.460 (8) Percentage of those found guilty of lesser charge by trial;  
 27A.460 (9) Percentage of cases where jury trial taken;  
 27A.460 (10) Percentage of trials which are bench (court) trials; and*

**Shock Probation by  
Disposition Type**

	<b>27A.440 (3b)</b>	<b>Denied</b>	<b>Granted</b>	<b>With drawn</b>	<b>Total</b>
0026090 SHOCK PROBATION IN FELONY CONVICTIONS		<b>49</b> 75.38%	<b>15</b> 23.08%	<b>1</b> 1.54%	<b>65</b> 100.0000%

**27A.440 (3) Cases in which shock probation has been granted:**  
 (b) Extracted data on shock probation shall be placed in the annual report of the Administrative Office of the Courts.

**ADMINISTRATIVE OFFICE OF THE COURTS**

Research & Statistics

**Annual Report FY 2018**

**Circuit Court - "Felony" Criminal Cases**

**MCCRACKEN**

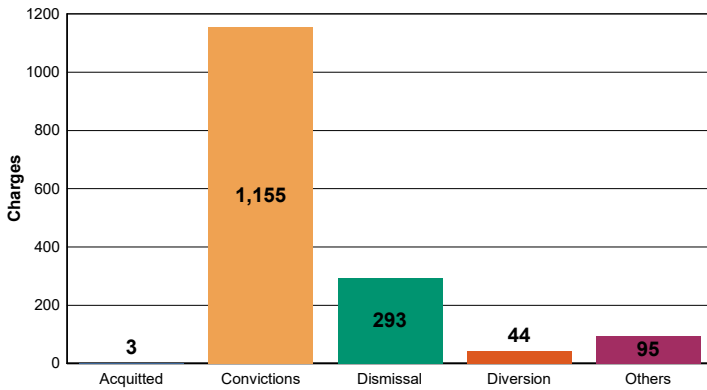
There were 1,590 felony level offenses and 146 non-felony level offenses disposed within 862 circuit criminal cases during the fiscal year. Non-felony offenses include misdemeanor, violation, local ordinance or other level offense(s) within those cases.

	<b>Charges</b>	<b>Cases</b>
<b>Felony</b>	1,590	862
<b>Felony amended to Non-Felony</b>	146	

Of those 1,590 felony offenses, 1,155 (72.64%) were convicted; 3 were acquitted (0.19%); and 293 (18.43%) were dismissed.

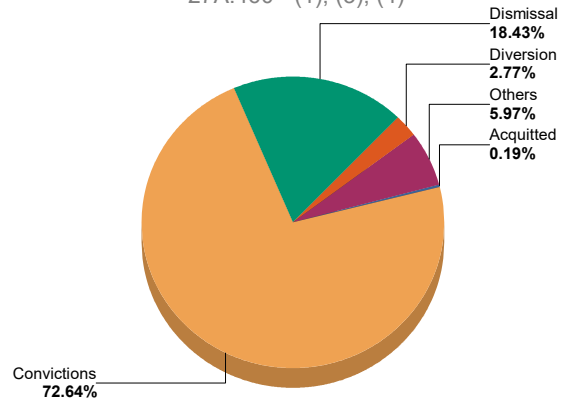
**Felony Charges by Disposition Type**

27A.460 - (1), (3), (4)



**Percent of Charges by Disposition Type**

27A.460 - (1), (3), (4)



**27A.460 (1) Conviction percentages;**

**27A.460 (3) Percentage of acquittals;**

**27A.460(4) Percentage of dismissals;**

\* "Others" disposition type include: Denied, Extradition, Grand Jury, Granted, Hung Jury, Merged, Mistrial, No Action Taken By Grand Jury, Other, Pardon - Prior to Adjudication Only, Peace Bond, Remanded, Set Aside/Voided, Sealed Records, Transfer, Drug Court Transfer, Vacated Judgment

**ADMINISTRATIVE OFFICE OF THE COURTS**

Research & Statistics

**Annual Report FY 2018**

**Circuit Court - "Felony" Criminal Cases**

**MCCRACKEN**

**Sentence Information by Charge Disposition Type**

27A.460 - (2)	Sentence Records	Jail or Prison Conditionally Discharged	Jail or Prison Suspended	Jail or Prison Time > 0	Net Costs > \$0.00	Net Fines > \$0.00	Net Home Incarceration Time	Net Home Incarceration Time Suspended	Net Probation Time Supervised	Net Probation Time Unsupervised	Net Suspended Costs > \$0.00	Net Suspended Fines > \$0.00	Other Conditions
Convicted	1,072	345 32.18%	41 3.82%	1,070 99.81%	530 49.44%	3 0.28%			252 23.51%	2 0.19%			255 23.79%
Dismissed	5				4 80.00%								
Diverted	29	1 3.45%		1 3.45%	18 62.07%	1 3.45%							6 20.69%
Others	20		15 75.00%	18 90.00%	8 40.00%	2 10.00%			12 60.00%				1 5.00%
	1,126	346	56	1,089	560	6			264	2			262

**27A.460 (2) Percentages of fines, imprisonment, or other penalty assessment;**

\* Percentages are based on total sentence records per category (convicted, acquitted...etc)

\* There can be multiple sentence conditions to a single charge.

**Plea Type**

**27A.460 - (5), (6)**

		GUILTY	NOT GUILTY	UNKNOWN PLEA TYPE	TOTAL
Felony Charges	Original_Plea	3 0.19%	1,150 72.33%	437 27.48%	1,590 100.00%
	Final_Plea	1,141 71.76%	12 0.75%	437 27.48%	1,590 100.00%
Felony amended to Non-Felony	Original_Plea	- 0.00%	2 1.37%	144 98.63%	146 100.00%
	Final_Plea	2 1.37%	- 0.00%	144 98.63%	146 100.00%

**27A.460 (5) Percentage of pleas as charges;**

**27A.460 (6) Percentage of pleas to reduce charges;**

**ADMINISTRATIVE OFFICE OF THE COURTS**

Research & Statistics

**Annual Report FY 2018**

**Circuit Court - "Felony" Criminal Cases**

**MCCRACKEN**

Cases can have multiple charges which are heard either by a court trial, jury trial, no trial or by a combination of trial types. Depending upon the seriousness of the offense and the consequences of a guilty verdict, defendants in criminal cases have the constitutional right to a jury of their peers. In a jury trial, the Judge decides questions of law, and the jury decides whether the defendant is guilty or not guilty on each of the offense(s) charged. In a court trial, the judge decides questions of law and decides if guilty or not guilty on each offense(s) charges. The cases are categorized by how all the charges within the case were disposed. If all charges were disposed by the same trial type, it's counted in the separate category, otherwise, it's counted within the "Mixed Trial" category. If a charge had a nothing entered or it had "no trial" it's counted in the "No Trial" category.

<b>Cases by Trial Type</b>	<b>27A.460 - (7), (8), (9), (10)</b>	<b>JURY TRIAL</b>	<b>NO TRIAL</b>	<b>Total</b>
Felony Amended Down to Non-Felony		-	<b>117</b> 100.00%	<b>117</b> 100.00%
Felony Charges		<b>6</b> 0.70%	<b>859</b> 99.65%	<b>865</b> 100.35%
Felony Convictions		<b>4</b> 0.56%	<b>709</b> 99.58%	<b>713</b> 100.14%

*27A.460 (7) Percentage of disposition to guilty as charged by trial;  
 27A.460 (8) Percentage of those found guilty of lesser charge by trial;  
 27A.460 (9) Percentage of cases where jury trial taken;  
 27A.460 (10) Percentage of trials which are bench (court) trials; and*

**Shock Probation by  
Disposition Type**

**27A.440 (3b)**

	<b>Granted</b>	<b>Others</b>	<b>Total</b>
0026090 SHOCK PROBATION IN FELONY CONVICTIONS	<b>15</b> 75.00%	-	<b>15</b> 75.0000%
0026100 SHOCK PROBATION IN MISDEMEANOR CONVICTIONS	<b>4</b> 20.00%	<b>1</b> 5.00%	<b>5</b> 25.0000%

**27A.440 (3) Cases in which shock probation has been granted:**  
 (b) Extracted data on shock probation shall be placed in the annual report of the Administrative Office of the Courts.

**ADMINISTRATIVE OFFICE OF THE COURTS**

Research & Statistics

**Annual Report FY 2018**

**Circuit Court - "Felony" Criminal Cases**

**MCCRACKEN**

**Youthful Offenders**

Note: Per statute 635.020 (7) If a person who is eighteen (18) or older and before the court is charged with a felony that occurred prior to his eighteenth birthday, the court shall, upon motion of the county attorney made prior to adjudication, and after the county attorney has consulted with the Commonwealth's attorney, that the child be proceeded against as a youthful offender, proceed in accordance with the provisions of KRS 640.010.

The youthful offender data is pulled by looking at the circuit criminal cases with defendant's age calculated from date of birth to the case filing date, which is under 18, however, those eighteen(18) or older may not be accounted.

There were 5 felony level offenses and 0 non-felony level offenses disposed within 5 circuit criminal cases during the fiscal year. Non-felony offenses include misdemeanor, violation, local ordinance or other level offense(s) within those cases.

27A.460 - (11)		Charges	Cases
Felony		5	5
Felony amended to Non-Felony		-	

**27A.460 (11) The number of juvenile offenders tried as an adult.**

Of the 5 felony level offenses disposed within the youthful offender cases, 5 (100.00%) charges were convicted.

Youthful Offender	Convictions	Total
	5 100.00%	5 100.00%

Youthful Offender	GUILTY	Total
	5 100.00%	5 100.00%

ADMINISTRATIVE OFFICE OF THE COURTS

Research & Statistics

Annual Report FY 2018

Circuit Court - "Felony" Criminal Cases

**MCCREARY**

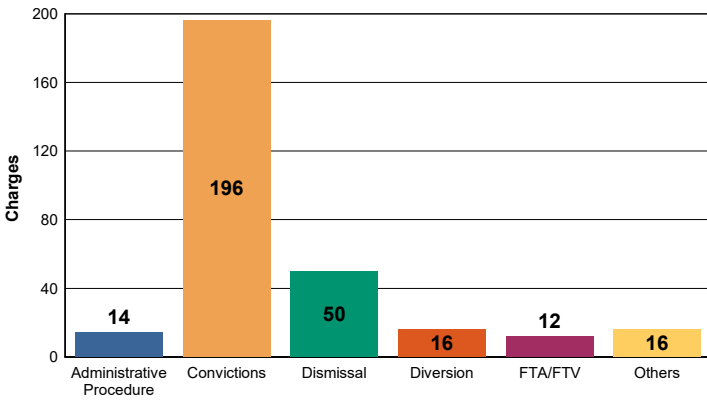
There were 304 felony level offenses and 8 non-felony level offenses disposed within 174 circuit criminal cases during the fiscal year. Non-felony offenses include misdemeanor, violation, local ordinance or other level offense(s) within those cases.

	Charges	Cases
Felony	304	174
Felony amended to Non-Felony	8	

Of those 304 felony offenses, 196 (64.47%) were convicted; were acquitted (%); and 50 (16.45%) were dismissed.

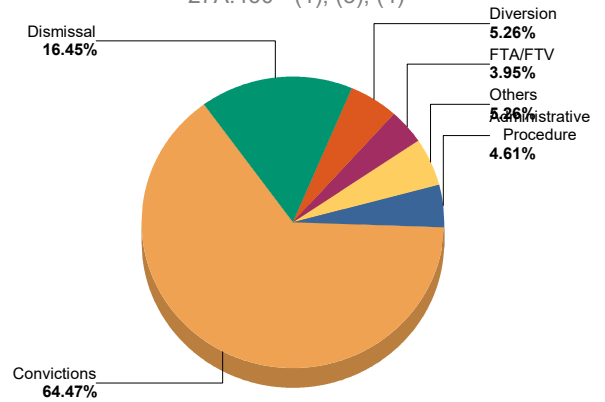
**Felony Charges by Disposition Type**

27A.460 - (1), (3), (4)



**Percent of Charges by Disposition Type**

27A.460 - (1), (3), (4)



**27A.460 (1) Conviction percentages;**

**27A.460 (3) Percentage of acquittals;**

**27A.460(4) Percentage of dismissals;**

\* "Others" disposition type include: Denied, Extradition, Grand Jury, Granted, Hung Jury, Merged, Mistrial, No Action Taken By Grand Jury, Other, Pardon - Prior to Adjudication Only, Peace Bond, Remanded, Set Aside/Voided, Sealed Records, Transfer, Drug Court Transfer, Vacated Judgment



**ADMINISTRATIVE OFFICE OF THE COURTS**

Research & Statistics

**Annual Report FY 2018**

**Circuit Court - "Felony" Criminal Cases**

**MCCREARY**

**Sentence Information by Charge Disposition Type**

27A.460 - (2)	Sentence Records	Jail or Prison Conditionally Discharged	Jail or Prison Suspended	Jail or Prison Time > 0	Net Costs > \$0.00	Net Fines > \$0.00	Net Home Incarceration Time	Net Home Incarceration Time Suspended	Net Probation Time Supervised	Net Probation Time Unsupervised	Net Suspended Costs > \$0.00	Net Suspended Fines > \$0.00	Other Conditions
Convicted	193		107 55.44%	193 100.00%	100 51.81%	1 0.52%			104 53.89%	1 0.52%			188 97.41%
Dismissed	8	1 12.50%	2 25.00%	4 50.00%	4 50.00%				1 12.50%	1 12.50%			3 37.50%
Diverted	1				1 100.00%								
Others	15	14 93.33%	1 6.67%	15 100.00%	2 13.33%				15 100.00%				2 13.33%
	217	15	110	212	107	1			120	2			193

**27A.460 (2) Percentages of fines, imprisonment, or other penalty assessment;**

\* Percentages are based on total sentence records per category (convicted, acquitted...etc)

\* There can be multiple sentence conditions to a single charge.

**Plea Type**

**27A.460 - (5), (6)**

		GUILTY	NOT GUILTY	UNKNOWN PLEA TYPE	TOTAL
Felony Charges	Original_Plea	1 0.33%	8 2.63%	295 97.04%	304 100.00%
	Final_Plea	9 2.96%	-	295 97.04%	304 100.00%
Felony amended to Non-Felony	Original_Plea	-	-	8 100.00%	8 100.00%
	Final_Plea	-	-	8 100.00%	8 100.00%

**27A.460 (5) Percentage of pleas as charges;**

**27A.460 (6) Percentage of pleas to reduce charges;**

**ADMINISTRATIVE OFFICE OF THE COURTS**

Research & Statistics

**Annual Report FY 2018**

**Circuit Court - "Felony" Criminal Cases**

**MCCREARY**

Cases can have multiple charges which are heard either by a court trial, jury trial, no trial or by a combination of trial types. Depending upon the seriousness of the offense and the consequences of a guilty verdict, defendants in criminal cases have the constitutional right to a jury of their peers. In a jury trial, the Judge decides questions of law, and the jury decides whether the defendant is guilty or not guilty on each of the offense(s) charged. In a court trial, the judge decides questions of law and decides if guilty or not guilty on each offense(s) charges. The cases are categorized by how all the charges within the case were disposed. If all charges were disposed by the same trial type, it's counted in the separate category, otherwise, it's counted within the "Mixed Trial" category. If a charge had a nothing entered or it had "no trial" it's counted in the "No Trial" category.

<b>Cases by Trial Type</b>	<b>27A.460 - (7), (8), (9), (10)</b>	<b>NO TRIAL</b>	<b>Total</b>
Felony Amended Down to Non-Felony	<b>8</b>	<b>8</b>	<b>8</b>
	100.00%	100.00%	
Felony Charges	<b>174</b>	<b>174</b>	<b>174</b>
	100.00%	100.00%	
Felony Convictions	<b>122</b>	<b>122</b>	<b>122</b>
	100.00%	100.00%	

*27A.460 (7) Percentage of disposition to guilty as charged by trial;  
 27A.460 (8) Percentage of those found guilty of lesser charge by trial;  
 27A.460 (9) Percentage of cases where jury trial taken;  
 27A.460 (10) Percentage of trials which are bench (court) trials; and*

**Shock Probation by  
Disposition Type**

	<b>27A.440 (3b)</b>	<b>Denied</b>	<b>Granted</b>	<b>Others</b>	<b>Total</b>
0026090 SHOCK PROBATION IN FELONY CONVICTIONS		<b>34</b>	<b>3</b>	<b>1</b>	<b>38</b>
		89.47%	7.89%	2.63%	100.0000%

**27A.440 (3) Cases in which shock probation has been granted:**  
 (b) Extracted data on shock probation shall be placed in the annual report of the Administrative Office of the Courts.

**ADMINISTRATIVE OFFICE OF THE COURTS**

Research & Statistics

**Annual Report FY 2018**

**Circuit Court - "Felony" Criminal Cases**

**MCLEAN**

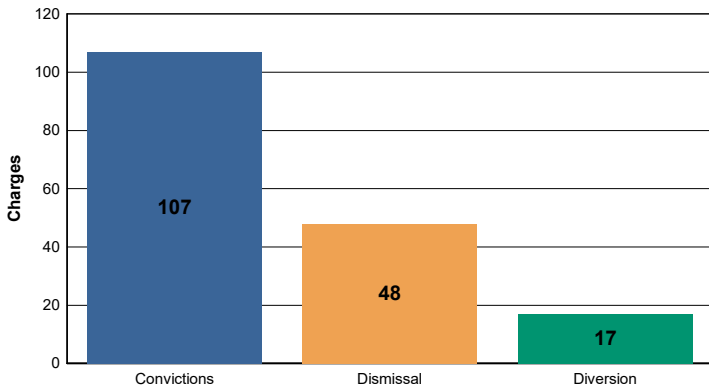
There were 172 felony level offenses and 3 non-felony level offenses disposed within 93 circuit criminal cases during the fiscal year. Non-felony offenses include misdemeanor, violation, local ordinance or other level offense(s) within those cases.

	<b>Charges</b>	<b>Cases</b>
<b>Felony</b>	172	93
<b>Felony amended to Non-Felony</b>	3	

Of those 172 felony offenses, 107 (62.21%) were convicted; were acquitted (%); and 48 (27.91%) were dismissed.

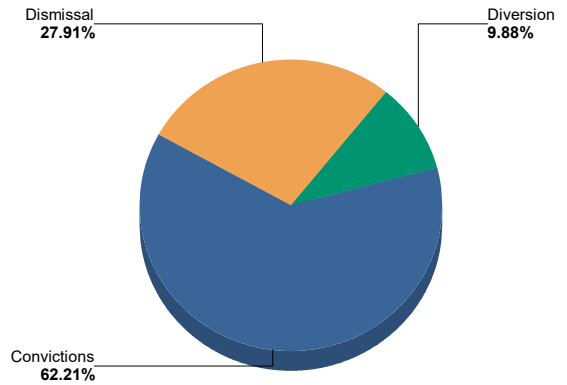
**Felony Charges by Disposition Type**

27A.460 - (1), (3), (4)



**Percent of Charges by Disposition Type**

27A.460 - (1), (3), (4)



**27A.460 (1) Conviction percentages;**

**27A.460 (3) Percentage of acquittals;**

**27A.460(4) Percentage of dismissals;**

\* "Others" disposition type include: Denied, Extradition, Grand Jury, Granted, Hung Jury, Merged, Mistrial, No Action Taken By Grand Jury, Other, Pardon - Prior to Adjudication Only, Peace Bond, Remanded, Set Aside/Voided, Sealed Records, Transfer, Drug Court Transfer, Vacated Judgment

**ADMINISTRATIVE OFFICE OF THE COURTS**

Research & Statistics

Annual Report FY 2018

Circuit Court - "Felony" Criminal Cases

**MCLEAN**

**Sentence Information by Charge Disposition Type**

27A.460 - (2)	Sentence Records	Jail or Prison Conditionally Discharged	Jail or Prison Suspended	Jail or Prison Time > 0	Net Costs > \$0.00	Net Fines > \$0.00	Net Home Incarceration Time	Net Home Incarceration Time Suspended	Net Probation Time Supervised	Net Probation Time Unsupervised	Net Suspended Costs > \$0.00	Net Suspended Fines > \$0.00	Other Conditions
Convicted	96		17 17.71%	95 98.96%	59 61.46%	1 1.04%			12 12.50%				24 25.00%
Dismissed	12		3 25.00%	9 75.00%	7 58.33%								
Diverted	17		3 17.65%	12 70.59%	16 94.12%	1 5.88%							2 11.76%
	125		23	116	82	2			12				26

27A.460 (2) Percentages of fines, imprisonment, or other penalty assessment;

\* Percentages are based on total sentence records per category (convicted, acquitted...etc)

\* There can be multiple sentence conditions to a single charge.

**Plea Type**

27A.460 - (5), (6)

		GUILTY	NOT GUILTY	UNKNOWN PLEA TYPE	TOTAL
Felony Charges	Original_Plea	28 16.28%	139 80.81%	5 2.91%	172 100.00%
	Final_Plea	134 77.91%	33 19.19%	5 2.91%	172 100.00%
Felony amended to Non-Felony	Original_Plea	-	3 100.00%	-	3 100.00%
	Final_Plea	-	3 100.00%	-	3 100.00%

27A.460 (5) Percentage of pleas as charges;

27A.460 (6) Percentage of pleas to reduce charges;

**ADMINISTRATIVE OFFICE OF THE COURTS**

Research & Statistics

**Annual Report FY 2018**

**Circuit Court - "Felony" Criminal Cases**

**MCLEAN**

Cases can have multiple charges which are heard either by a court trial, jury trial, no trial or by a combination of trial types. Depending upon the seriousness of the offense and the consequences of a guilty verdict, defendants in criminal cases have the constitutional right to a jury of their peers. In a jury trial, the Judge decides questions of law, and the jury decides whether the defendant is guilty or not guilty on each of the offense(s) charged. In a court trial, the judge decides questions of law and decides if guilty or not guilty on each offense(s) charges. The cases are categorized by how all the charges within the case were disposed. If all charges were disposed by the same trial type, it's counted in the separate category, otherwise, it's counted within the "Mixed Trial" category. If a charge had a nothing entered or it had "no trial" it's counted in the "No Trial" category.

<b>Cases by Trial Type</b>	<b>27A.460 - (7), (8), (9), (10)</b>	<b>JURY TRIAL</b>	<b>NO TRIAL</b>	<b>Total</b>
Felony Amended Down to Non-Felony		-	3 100.00%	3 100.00%
Felony Charges		1 1.08%	92 98.92%	93 100.00%
Felony Convictions		1 1.69%	58 98.31%	59 100.00%

*27A.460 (7) Percentage of disposition to guilty as charged by trial;  
 27A.460 (8) Percentage of those found guilty of lesser charge by trial;  
 27A.460 (9) Percentage of cases where jury trial taken;  
 27A.460 (10) Percentage of trials which are bench (court) trials; and*

**Shock Probation by  
Disposition Type**

	<b>27A.440 (3b)</b>	<b>Denied</b>	<b>Granted</b>	<b>Total</b>
0026090 SHOCK PROBATION IN FELONY CONVICTIONS		46 90.20%	4 7.84%	50 98.0392%
0026100 SHOCK PROBATION IN MISDEMEANOR CONVICTIONS		1 1.96%	-	1 1.9608%

**27A.440 (3) Cases in which shock probation has been granted:**  
 (b) Extracted data on shock probation shall be placed in the annual report of the Administrative Office of the Courts.

**ADMINISTRATIVE OFFICE OF THE COURTS**

Research & Statistics

**Annual Report FY 2018**

**Circuit Court - "Felony" Criminal Cases**

**MEADE**

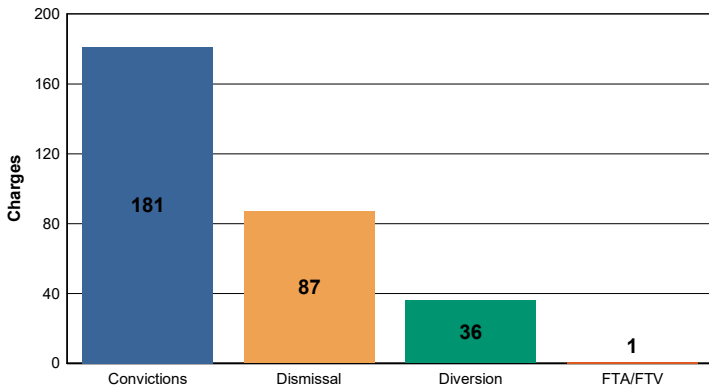
There were 305 felony level offenses and 6 non-felony level offenses disposed within 187 circuit criminal cases during the fiscal year. Non-felony offenses include misdemeanor, violation, local ordinance or other level offense(s) within those cases.

	<b>Charges</b>	<b>Cases</b>
<b>Felony</b>	305	187
<b>Felony amended to Non-Felony</b>	6	

Of those 305 felony offenses, 181 (59.34%) were convicted; were acquitted (%); and 87 (28.52%) were dismissed.

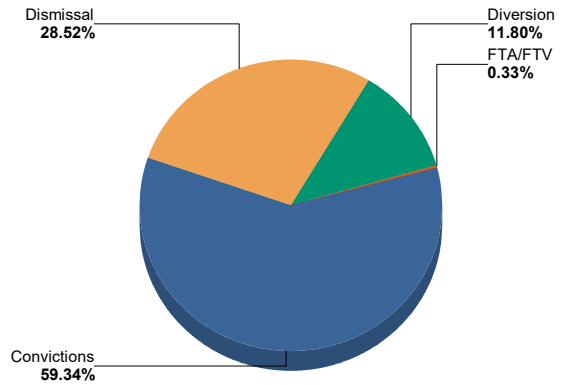
**Felony Charges by Disposition Type**

27A.460 - (1), (3), (4)



**Percent of Charges by Disposition Type**

27A.460 - (1), (3), (4)



**27A.460 (1) Conviction percentages;**

**27A.460 (3) Percentage of acquittals;**

**27A.460(4) Percentage of dismissals;**

\* "Others" disposition type include: Denied, Extradition, Grand Jury, Granted, Hung Jury, Merged, Mistrial, No Action Taken By Grand Jury, Other, Pardon - Prior to Adjudication Only, Peace Bond, Remanded, Set Aside/Voided, Sealed Records, Transfer, Drug Court Transfer, Vacated Judgment

**ADMINISTRATIVE OFFICE OF THE COURTS**

Research & Statistics

**Annual Report FY 2018**

**Circuit Court - "Felony" Criminal Cases**

**MEADE**

**Sentence Information by Charge Disposition Type**

27A.460 - (2)	Sentence Records	Jail or Prison Conditionally Discharged	Jail or Prison Suspended	Jail or Prison Time > 0	Net Costs > \$0.00	Net Fines > \$0.00	Net Home Incarceration Time	Net Home Incarceration Time Suspended	Net Probation Time Supervised	Net Probation Time Unsupervised	Net Suspended Costs > \$0.00	Net Suspended Fines > \$0.00	Other Conditions
Convicted	171		69 40.35%	171 100.00%	104 60.82%	102 59.65%			67 39.18%	2 1.17%			
Dismissed	8				6 75.00%								2 25.00%
Diverted	16		1 6.25%	1 6.25%	16 100.00%	5 31.25%			1 6.25%				
	<b>195</b>		<b>70</b>	<b>172</b>	<b>126</b>	<b>107</b>			<b>68</b>	<b>2</b>			<b>2</b>

27A.460 (2) Percentages of fines, imprisonment, or other penalty assessment;

\* Percentages are based on total sentence records per category (convicted, acquitted...etc)

\* There can be multiple sentence conditions to a single charge.

**Plea Type**

27A.460 - (5), (6)

		GUILTY	NOT GUILTY	UNKNOWN PLEA TYPE	TOTAL
Felony Charges	Original_Plea	1 0.33%	227 74.43%	77 25.25%	305 100.00%
	Final_Plea	227 74.43%	1 0.33%	77 25.25%	305 100.00%
Felony amended to Non-Felony	Original_Plea	-	-	6 100.00%	6 100.00%
	Final_Plea	-	-	6 100.00%	6 100.00%

27A.460 (5) Percentage of pleas as charges;

27A.460 (6) Percentage of pleas to reduce charges;

**ADMINISTRATIVE OFFICE OF THE COURTS**

Research & Statistics

**Annual Report FY 2018**

**Circuit Court - "Felony" Criminal Cases**

**MEADE**

Cases can have multiple charges which are heard either by a court trial, jury trial, no trial or by a combination of trial types. Depending upon the seriousness of the offense and the consequences of a guilty verdict, defendants in criminal cases have the constitutional right to a jury of their peers. In a jury trial, the Judge decides questions of law, and the jury decides whether the defendant is guilty or not guilty on each of the offense(s) charged. In a court trial, the judge decides questions of law and decides if guilty or not guilty on each offense(s) charges. The cases are categorized by how all the charges within the case were disposed. If all charges were disposed by the same trial type, it's counted in the separate category, otherwise, it's counted within the "Mixed Trial" category. If a charge had a nothing entered or it had "no trial" it's counted in the "No Trial" category.

<b>Cases by Trial Type</b>	<b>27A.460 - (7), (8), (9), (10)</b>	<b>NO TRIAL</b>	<b>Total</b>
Felony Amended Down to Non-Felony		<b>6</b> 100.00%	<b>6</b> 100.00%
Felony Charges		<b>187</b> 100.00%	<b>187</b> 100.00%
Felony Convictions		<b>112</b> 100.00%	<b>112</b> 100.00%

*27A.460 (7) Percentage of disposition to guilty as charged by trial;  
 27A.460 (8) Percentage of those found guilty of lesser charge by trial;  
 27A.460 (9) Percentage of cases where jury trial taken;  
 27A.460 (10) Percentage of trials which are bench (court) trials; and*

**Shock Probation by  
Disposition Type**

	<b>27A.440 (3b)</b>	<b>Denied</b>	<b>Granted</b>	<b>Total</b>
0026090 SHOCK PROBATION IN FELONY CONVICTIONS		<b>46</b> 65.71%	<b>24</b> 34.29%	<b>70</b> 100.0000%

**27A.440 (3) Cases in which shock probation has been granted:**  
 (b) Extracted data on shock probation shall be placed in the annual report of the Administrative Office of the Courts.



**ADMINISTRATIVE OFFICE OF THE COURTS**

Research & Statistics

**Annual Report FY 2018**

**Circuit Court - "Felony" Criminal Cases**

**MENIFEE**

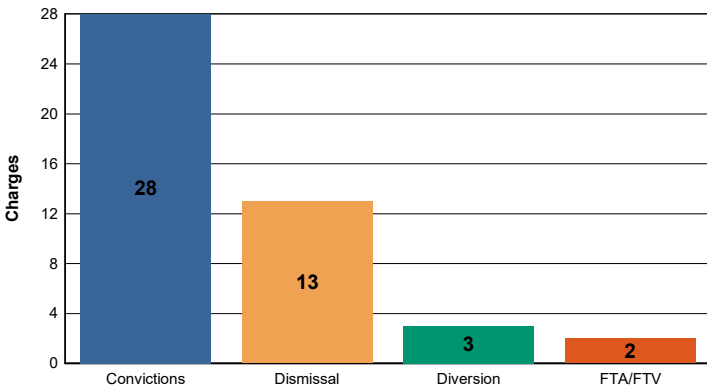
There were 46 felony level offenses and 1 non-felony level offenses disposed within 30 circuit criminal cases during the fiscal year. Non-felony offenses include misdemeanor, violation, local ordinance or other level offense(s) within those cases.

	<b>Charges</b>	<b>Cases</b>
<b>Felony</b>	46	30
<b>Felony amended to Non-Felony</b>	1	

Of those 46 felony offenses, 28 (60.87%) were convicted; were acquitted (%); and 13 (28.26%) were dismissed.

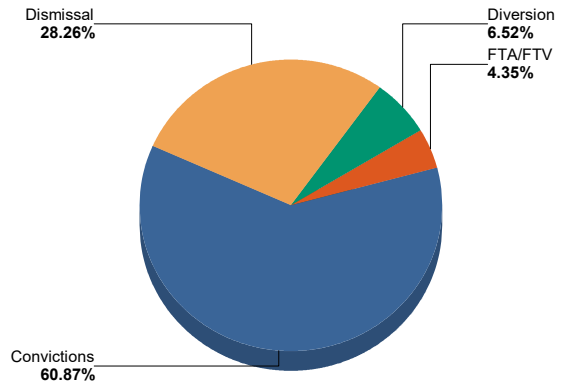
**Felony Charges by Disposition Type**

27A.460 - (1), (3), (4)



**Percent of Charges by Disposition Type**

27A.460 - (1), (3), (4)



**27A.460 (1) Conviction percentages;**

**27A.460 (3) Percentage of acquittals;**

**27A.460(4) Percentage of dismissals;**

\* "Others" disposition type include: Denied, Extradition, Grand Jury, Granted, Hung Jury, Merged, Mistrial, No Action Taken By Grand Jury, Other, Pardon - Prior to Adjudication Only, Peace Bond, Remanded, Set Aside/Voided, Sealed Records, Transfer, Drug Court Transfer, Vacated Judgment

**ADMINISTRATIVE OFFICE OF THE COURTS**

Research & Statistics

**Annual Report FY 2018**

**Circuit Court - "Felony" Criminal Cases**

**MENIFEE**

**Sentence Information by Charge Disposition Type**

27A.460 - (2)	Sentence Records	Jail or Prison Conditionally Discharged	Jail or Prison Suspended	Jail or Prison Time > 0	Net Costs > \$0.00	Net Fines > \$0.00	Net Home Incarceration Time	Net Home Incarceration Time Suspended	Net Probation Time Supervised	Net Probation Time Unsupervised	Net Suspended Costs > \$0.00	Net Suspended Fines > \$0.00	Other Conditions
Convicted	25		10 40.00%	25 100.00%	21 84.00%				9 36.00%				12 48.00%
	25		10	25	21				9				12

**27A.460 (2) Percentages of fines, imprisonment, or other penalty assessment;**

\* Percentages are based on total sentence records per category (convicted, acquitted...etc)

\* There can be multiple sentence conditions to a single charge.

**Plea Type**

27A.460 - (5), (6)		GUILTY	NOT GUILTY	UNKNOWN PLEA TYPE	TOTAL
Felony Charges	Original_Plea	-	17 36.96%	29 63.04%	46 100.00%
	Final_Plea	17 36.96%	-	29 63.04%	46 100.00%
Felony amended to Non-Felony	Original_Plea	-	-	1 100.00%	1 100.00%
	Final_Plea	-	-	1 100.00%	1 100.00%

**27A.460 (5) Percentage of pleas as charges;**

**27A.460 (6) Percentage of pleas to reduce charges;**

**ADMINISTRATIVE OFFICE OF THE COURTS**

Research & Statistics

**Annual Report FY 2018**

**Circuit Court - "Felony" Criminal Cases**

**MENIFEE**

Cases can have multiple charges which are heard either by a court trial, jury trial, no trial or by a combination of trial types. Depending upon the seriousness of the offense and the consequences of a guilty verdict, defendants in criminal cases have the constitutional right to a jury of their peers. In a jury trial, the Judge decides questions of law, and the jury decides whether the defendant is guilty or not guilty on each of the offense(s) charged. In a court trial, the judge decides questions of law and decides if guilty or not guilty on each offense(s) charges. The cases are categorized by how all the charges within the case were disposed. If all charges were disposed by the same trial type, it's counted in the separate category, otherwise, it's counted within the "Mixed Trial" category. If a charge had a nothing entered or it had "no trial" it's counted in the "No Trial" category.

<b>Cases by Trial Type</b>	<b>27A.460 - (7), (8), (9), (10)</b>	<b>NO TRIAL</b>	<b>Total</b>
Felony Amended Down to Non-Felony		<b>1</b> 100.00%	<b>1</b> 100.00%
Felony Charges		<b>30</b> 100.00%	<b>30</b> 100.00%
Felony Convictions		<b>20</b> 100.00%	<b>20</b> 100.00%

*27A.460 (7) Percentage of disposition to guilty as charged by trial;  
 27A.460 (8) Percentage of those found guilty of lesser charge by trial;  
 27A.460 (9) Percentage of cases where jury trial taken;  
 27A.460 (10) Percentage of trials which are bench (court) trials; and*

**Shock Probation by  
Disposition Type**

	<b>27A.440 (3b)</b>	<b>Denied</b>	<b>Total</b>
0026090 SHOCK PROBATION IN FELONY CONVICTIONS		<b>11</b> 100.00%	<b>11</b> 100.0000%

**27A.440 (3) Cases in which shock probation has been granted:**  
 (b) Extracted data on shock probation shall be placed in the annual report of the Administrative Office of the Courts.

**ADMINISTRATIVE OFFICE OF THE COURTS**

Research & Statistics

**Annual Report FY 2018**

**Circuit Court - "Felony" Criminal Cases**

**MERCER**

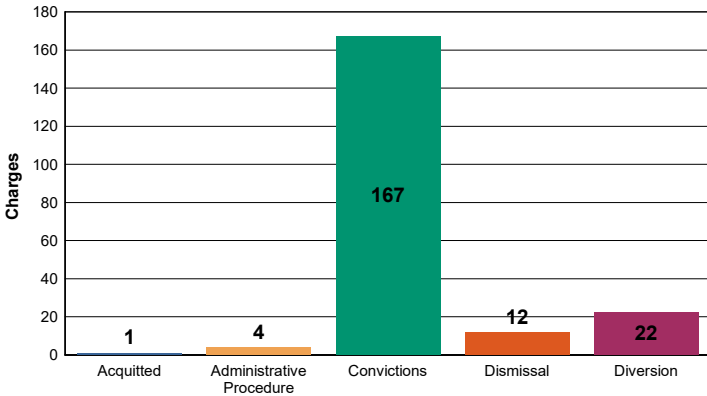
There were 206 felony level offenses and 45 non-felony level offenses disposed within 133 circuit criminal cases during the fiscal year. Non-felony offenses include misdemeanor, violation, local ordinance or other level offense(s) within those cases.

	<b>Charges</b>	<b>Cases</b>
<b>Felony</b>	206	133
<b>Felony amended to Non-Felony</b>	45	

Of those 206 felony offenses, 167 (81.07%) were convicted; 1 were acquitted (0.49%); and 12 (5.83%) were dismissed.

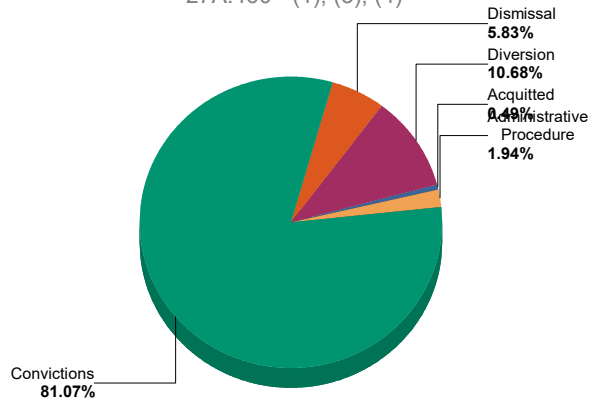
**Felony Charges by Disposition Type**

27A.460 - (1), (3), (4)



**Percent of Charges by Disposition Type**

27A.460 - (1), (3), (4)



**27A.460 (1) Conviction percentages;**

**27A.460 (3) Percentage of acquittals;**

**27A.460(4) Percentage of dismissals;**

\* "Others" disposition type include: Denied, Extradition, Grand Jury, Granted, Hung Jury, Merged, Mistrial, No Action Taken By Grand Jury, Other, Pardon - Prior to Adjudication Only, Peace Bond, Remanded, Set Aside/Voided, Sealed Records, Transfer, Drug Court Transfer, Vacated Judgment

**ADMINISTRATIVE OFFICE OF THE COURTS**

Research & Statistics

**Annual Report FY 2018**

**Circuit Court - "Felony" Criminal Cases**

**MERCER**

**Sentence Information by Charge Disposition Type**

27A.460 - (2)	Sentence Records	Jail or Prison Conditionally Discharged	Jail or Prison Suspended	Jail or Prison Time > 0	Net Costs > \$0.00	Net Fines > \$0.00	Net Home Incarceration Time	Net Home Incarceration Time Suspended	Net Probation Time Supervised	Net Probation Time Unsupervised	Net Suspended Costs > \$0.00	Net Suspended Fines > \$0.00	Other Conditions
Convicted	167		5	167	3	2			5				10
			2.99%	100.00%	1.80%	1.20%			2.99%				5.99%
	167		5	167	3	2			5				10

**27A.460 (2) Percentages of fines, imprisonment, or other penalty assessment;**

\* Percentages are based on total sentence records per category (convicted, acquitted...etc)

\* There can be multiple sentence conditions to a single charge.

**Plea Type**

Plea Type	27A.460 - (5), (6)	GUILTY	NOT GUILTY	UNKNOWN PLEA TYPE	TOTAL
Felony Charges	Original_Plea	2 0.97%	156 75.73%	48 23.30%	206 100.00%
	Final_Plea	157 76.21%	1 0.49%	48 23.30%	206 100.00%
Felony amended to Non-Felony	Original_Plea	-	-	45 100.00%	45 100.00%
	Final_Plea	-	-	45 100.00%	45 100.00%

**27A.460 (5) Percentage of pleas as charges;**

**27A.460 (6) Percentage of pleas to reduce charges;**

**ADMINISTRATIVE OFFICE OF THE COURTS**

Research & Statistics

**Annual Report FY 2018**

**Circuit Court - "Felony" Criminal Cases**

**MERCER**

Cases can have multiple charges which are heard either by a court trial, jury trial, no trial or by a combination of trial types. Depending upon the seriousness of the offense and the consequences of a guilty verdict, defendants in criminal cases have the constitutional right to a jury of their peers. In a jury trial, the Judge decides questions of law, and the jury decides whether the defendant is guilty or not guilty on each of the offense(s) charged. In a court trial, the judge decides questions of law and decides if guilty or not guilty on each offense(s) charges. The cases are categorized by how all the charges within the case were disposed. If all charges were disposed by the same trial type, it's counted in the separate category, otherwise, it's counted within the "Mixed Trial" category. If a charge had a nothing entered or it had "no trial" it's counted in the "No Trial" category.

<b>Cases by Trial Type</b>	<b>27A.460 - (7), (8), (9), (10)</b>	<b>JURY TRIAL</b>	<b>NO TRIAL</b>	<b>Total</b>
Felony Amended Down to Non-Felony		-	41 100.00%	41 100.00%
Felony Charges		1 0.75%	132 99.25%	133 100.00%
Felony Convictions		1 0.89%	111 99.11%	112 100.00%

*27A.460 (7) Percentage of disposition to guilty as charged by trial;  
 27A.460 (8) Percentage of those found guilty of lesser charge by trial;  
 27A.460 (9) Percentage of cases where jury trial taken;  
 27A.460 (10) Percentage of trials which are bench (court) trials; and*

**Shock Probation by  
Disposition Type**

**27A.440 (3b)**

	<b>Denied</b>	<b>Granted</b>	<b>Total</b>
0026090 SHOCK PROBATION IN FELONY CONVICTIONS	5 33.33%	2 13.33%	7 46.6666%
0026100 SHOCK PROBATION IN MISDEMEANOR CONVICTIONS	4 26.67%	4 26.67%	8 53.3334%

**27A.440 (3) Cases in which shock probation has been granted:**  
 (b) Extracted data on shock probation shall be placed in the annual report of the Administrative Office of the Courts.

**ADMINISTRATIVE OFFICE OF THE COURTS**

Research & Statistics

**Annual Report FY 2018**

**Circuit Court - "Felony" Criminal Cases**

**MERCER**

**Youthful Offenders**

Note: Per statute 635.020 (7) If a person who is eighteen (18) or older and before the court is charged with a felony that occurred prior to his eighteenth birthday, the court shall, upon motion of the county attorney made prior to adjudication, and after the county attorney has consulted with the Commonwealth's attorney, that the child be proceeded against as a youthful offender, proceed in accordance with the provisions of KRS 640.010.

The youthful offender data is pulled by looking at the circuit criminal cases with defendant's age calculated from date of birth to the case filing date, which is under 18, however, those eighteen(18) or older may not be accounted.

There were 2 felony level offenses and 0 non-felony level offenses disposed within 1 circuit criminal cases during the fiscal year. Non-felony offenses include misdemeanor, violation, local ordinance or other level offense(s) within those cases.

27A.460 - (11)		
	Charges	Cases
Felony	2	1
Felony amended to Non-Felony	-	

**27A.460 (11) The number of juvenile offenders tried as an adult.**

Of the 2 felony level offenses disposed within the youthful offender cases, 1 (50.00%) charges were convicted.

Youthful Offender	Acquitted	Convictions	Total
	Felony Charges by Disposition Type	1 50.00%	1 50.00%

Youthful Offender	GUILTY	Total
	Felony Charges Convicted by Disposition Type	1 100.00%

**ADMINISTRATIVE OFFICE OF THE COURTS**

Research & Statistics

**Annual Report FY 2018**

**Circuit Court - "Felony" Criminal Cases**

**METCALFE**

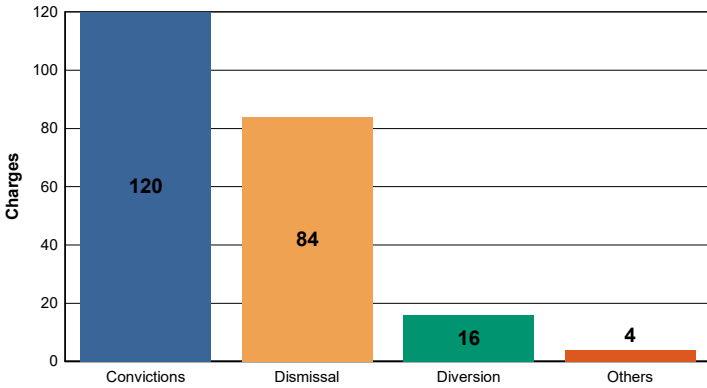
There were 224 felony level offenses and 3 non-felony level offenses disposed within 76 circuit criminal cases during the fiscal year. Non-felony offenses include misdemeanor, violation, local ordinance or other level offense(s) within those cases.

	<b>Charges</b>	<b>Cases</b>
<b>Felony</b>	224	76
<b>Felony amended to Non-Felony</b>	3	

Of those 224 felony offenses, 120 (53.57%) were convicted; were acquitted (%); and 84 (37.50%) were dismissed.

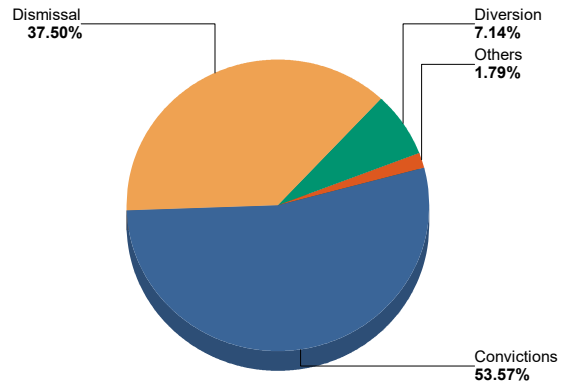
**Felony Charges by Disposition Type**

27A.460 - (1), (3), (4)



**Percent of Charges by Disposition Type**

27A.460 - (1), (3), (4)



**27A.460 (1) Conviction percentages;**

**27A.460 (3) Percentage of acquittals;**

**27A.460(4) Percentage of dismissals;**

\* "Others" disposition type include: Denied, Extradition, Grand Jury, Granted, Hung Jury, Merged, Mistrial, No Action Taken By Grand Jury, Other, Pardon - Prior to Adjudication Only, Peace Bond, Remanded, Set Aside/Voided, Sealed Records, Transfer, Drug Court Transfer, Vacated Judgment



**ADMINISTRATIVE OFFICE OF THE COURTS**

Research & Statistics

Annual Report FY 2018

Circuit Court - "Felony" Criminal Cases

**METCALFE**

**Sentence Information by Charge Disposition Type**

27A.460 - (2)	Sentence Records	Jail or Prison Conditionally Discharged	Jail or Prison Suspended	Jail or Prison Time > 0	Net Costs > \$0.00	Net Fines > \$0.00	Net Home Incarceration Time	Net Home Incarceration Time Suspended	Net Probation Time Supervised	Net Probation Time Unsupervised	Net Suspended Costs > \$0.00	Net Suspended Fines > \$0.00	Other Conditions
Convicted	116	2 1.72%	28 24.14%	116 100.00%	8 6.90%	2 1.72%			23 19.83%	4 3.45%			
Dismissed	3		1 33.33%	1 33.33%					1 33.33%				
Diverted	2		2 100.00%	2 100.00%					1 50.00%				
Others	2		2 100.00%	2 100.00%	2 100.00%	1 50.00%			2 100.00%			1 50.00%	1 50.00%
	123	2	33	121	10	3			27	4		1	1

**27A.460 (2) Percentages of fines, imprisonment, or other penalty assessment;**

\* Percentages are based on total sentence records per category (convicted, acquitted...etc)

\* There can be multiple sentence conditions to a single charge.

**Plea Type**

27A.460 - (5), (6)

		GUILTY	NOT GUILTY	UNKNOWN PLEA TYPE	TOTAL
Felony Charges	Original_Plea	-	101	123	224
		0.00%	45.09%	54.91%	100.00%
Felony amended to Non-Felony	Final_Plea	101	-	123	224
		45.09%	0.00%	54.91%	100.00%
	Original_Plea	-	1	2	3
		0.00%	33.33%	66.67%	100.00%
	Final_Plea	1	-	2	3
		33.33%	0.00%	66.67%	100.00%

**27A.460 (5) Percentage of pleas as charges;**

**27A.460 (6) Percentage of pleas to reduce charges;**

**ADMINISTRATIVE OFFICE OF THE COURTS**

Research & Statistics

**Annual Report FY 2018**

**Circuit Court - "Felony" Criminal Cases**

**METCALFE**

Cases can have multiple charges which are heard either by a court trial, jury trial, no trial or by a combination of trial types. Depending upon the seriousness of the offense and the consequences of a guilty verdict, defendants in criminal cases have the constitutional right to a jury of their peers. In a jury trial, the Judge decides questions of law, and the jury decides whether the defendant is guilty or not guilty on each of the offense(s) charged. In a court trial, the judge decides questions of law and decides if guilty or not guilty on each offense(s) charges. The cases are categorized by how all the charges within the case were disposed. If all charges were disposed by the same trial type, it's counted in the separate category, otherwise, it's counted within the "Mixed Trial" category. If a charge had a nothing entered or it had "no trial" it's counted in the "No Trial" category.

<b>Cases by Trial Type</b>	<b>27A.460 - (7), (8), (9), (10)</b>	<b>NO TRIAL</b>	<b>Total</b>
Felony Amended Down to Non-Felony		<b>3</b> 100.00%	<b>3</b> 100.00%
Felony Charges		<b>76</b> 100.00%	<b>76</b> 100.00%
Felony Convictions		<b>42</b> 100.00%	<b>42</b> 100.00%

*27A.460 (7) Percentage of disposition to guilty as charged by trial;  
 27A.460 (8) Percentage of those found guilty of lesser charge by trial;  
 27A.460 (9) Percentage of cases where jury trial taken;  
 27A.460 (10) Percentage of trials which are bench (court) trials; and*

**Shock Probation by  
Disposition Type**

	<b>27A.440 (3b)</b>	<b>Denied</b>	<b>Granted</b>	<b>Others</b>	<b>Total</b>
0026090 SHOCK PROBATION IN FELONY CONVICTIONS		<b>16</b> 72.73%	<b>5</b> 22.73%	<b>1</b> 4.55%	<b>22</b> 100.0001%

**27A.440 (3) Cases in which shock probation has been granted:**  
 (b) Extracted data on shock probation shall be placed in the annual report of the Administrative Office of the Courts.

**ADMINISTRATIVE OFFICE OF THE COURTS**

Research & Statistics

**Annual Report FY 2018**

**Circuit Court - "Felony" Criminal Cases**

**MONROE**

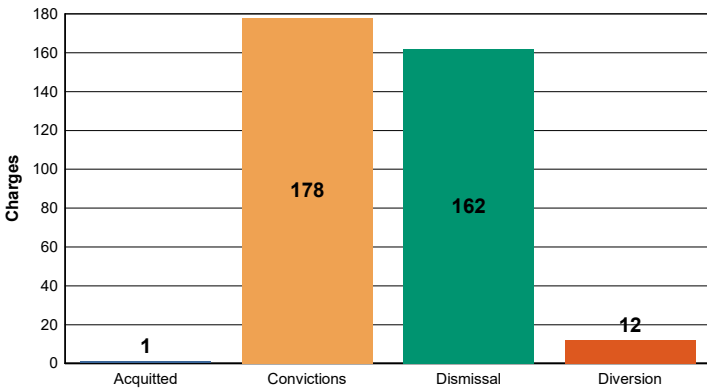
There were 353 felony level offenses and 4 non-felony level offenses disposed within 178 circuit criminal cases during the fiscal year. Non-felony offenses include misdemeanor, violation, local ordinance or other level offense(s) within those cases.

	<b>Charges</b>	<b>Cases</b>
<b>Felony</b>	353	178
<b>Felony amended to Non-Felony</b>	4	

Of those 353 felony offenses, 178 (50.42%) were convicted; 1 were acquitted (0.28%); and 162 (45.89%) were dismissed.

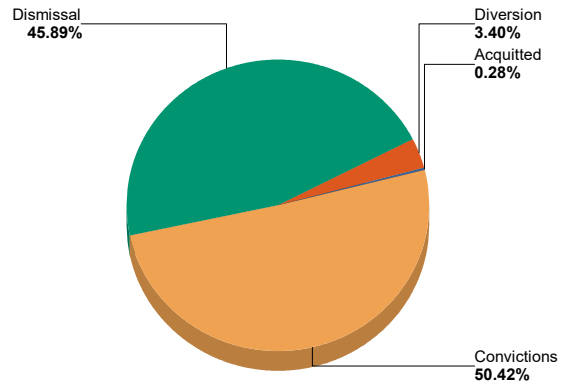
**Felony Charges by Disposition Type**

27A.460 - (1), (3), (4)



**Percent of Charges by Disposition Type**

27A.460 - (1), (3), (4)



**27A.460 (1) Conviction percentages;**

**27A.460 (3) Percentage of acquittals;**

**27A.460(4) Percentage of dismissals;**

\* "Others" disposition type include: Denied, Extradition, Grand Jury, Granted, Hung Jury, Merged, Mistrial, No Action Taken By Grand Jury, Other, Pardon - Prior to Adjudication Only, Peace Bond, Remanded, Set Aside/Voided, Sealed Records, Transfer, Drug Court Transfer, Vacated Judgment

**ADMINISTRATIVE OFFICE OF THE COURTS**

Research & Statistics

**Annual Report FY 2018**

**Circuit Court - "Felony" Criminal Cases**

**MONROE**

**Sentence Information by Charge Disposition Type**

27A.460 - (2)	Sentence Records	Jail or Prison Conditionally Discharged	Jail or Prison Suspended	Jail or Prison Time > 0	Net Costs > \$0.00	Net Fines > \$0.00	Net Home Incarceration Time	Net Home Incarceration Time Suspended	Net Probation Time Supervised	Net Probation Time Unsupervised	Net Suspended Costs > \$0.00	Net Suspended Fines > \$0.00	Other Conditions
Convicted	175	102 58.29%	1 0.57%	175 100.00%	61 34.86%	6 3.43%	-	-	98 56.00%	1 0.57%	-	-	62 35.43%
Dismissed	3	2 66.67%	-	2 66.67%	1 33.33%	-	1 33.33%	-	-	-	-	-	-
Diverted	2	-	-	-	2 100.00%	-	-	-	-	-	-	-	-
	180	104	1	177	64	6	1	-	98	1	-	-	62

27A.460 (2) Percentages of fines, imprisonment, or other penalty assessment;

\* Percentages are based on total sentence records per category (convicted, acquitted...etc)

\* There can be multiple sentence conditions to a single charge.

**Plea Type**

27A.460 - (5), (6)		GUILTY	NOT GUILTY	UNKNOWN PLEA TYPE	TOTAL
Felony Charges	Original_Plea	16 4.53%	118 33.43%	219 62.04%	353 100.00%
	Final_Plea	133 37.68%	1 0.28%	219 62.04%	353 100.00%
Felony amended to Non-Felony	Original_Plea	- 0.00%	- 0.00%	4 100.00%	4 100.00%
	Final_Plea	- 0.00%	- 0.00%	4 100.00%	4 100.00%

27A.460 (5) Percentage of pleas as charges;

27A.460 (6) Percentage of pleas to reduce charges;

**ADMINISTRATIVE OFFICE OF THE COURTS**

Research & Statistics

**Annual Report FY 2018**

**Circuit Court - "Felony" Criminal Cases**

**MONROE**

Cases can have multiple charges which are heard either by a court trial, jury trial, no trial or by a combination of trial types. Depending upon the seriousness of the offense and the consequences of a guilty verdict, defendants in criminal cases have the constitutional right to a jury of their peers. In a jury trial, the Judge decides questions of law, and the jury decides whether the defendant is guilty or not guilty on each of the offense(s) charged. In a court trial, the judge decides questions of law and decides if guilty or not guilty on each offense(s) charges. The cases are categorized by how all the charges within the case were disposed. If all charges were disposed by the same trial type, it's counted in the separate category, otherwise, it's counted within the "Mixed Trial" category. If a charge had a nothing entered or it had "no trial" it's counted in the "No Trial" category.

<b>Cases by Trial Type</b>	<b>27A.460 - (7), (8), (9), (10)</b>	<b>JURY TRIAL</b>	<b>NO TRIAL</b>	<b>Total</b>
Felony Amended Down to Non-Felony		-	<b>4</b> 100.00%	<b>4</b> 100.00%
Felony Charges		<b>1</b> 0.56%	<b>177</b> 99.44%	<b>178</b> 100.00%
Felony Convictions		-	<b>128</b> 100.00%	<b>128</b> 100.00%

*27A.460 (7) Percentage of disposition to guilty as charged by trial;  
 27A.460 (8) Percentage of those found guilty of lesser charge by trial;  
 27A.460 (9) Percentage of cases where jury trial taken;  
 27A.460 (10) Percentage of trials which are bench (court) trials; and*

**Shock Probation by  
Disposition Type**

	<b>27A.440 (3b)</b>	<b>Denied</b>	<b>Granted</b>	<b>With drawn</b>	<b>Total</b>
0026090 SHOCK PROBATION IN FELONY CONVICTIONS		<b>14</b> 58.33%	<b>8</b> 33.33%	<b>1</b> 4.17%	<b>23</b> 95.8333%
0026100 SHOCK PROBATION IN MISDEMEANOR CONVICTIONS		-	<b>1</b> 4.17%	-	<b>1</b> 4.1667%

**27A.440 (3) Cases in which shock probation has been granted:**  
 (b) Extracted data on shock probation shall be placed in the annual report of the Administrative Office of the Courts.

**ADMINISTRATIVE OFFICE OF THE COURTS**

Research & Statistics

**Annual Report FY 2018**

**Circuit Court - "Felony" Criminal Cases**

**MONTGOMERY**

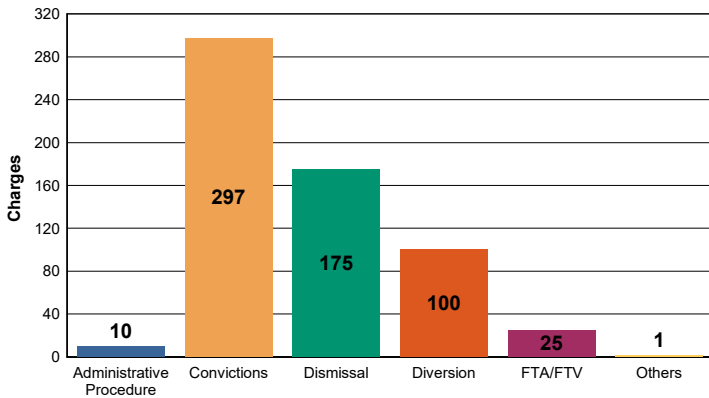
There were 608 felony level offenses and 41 non-felony level offenses disposed within 324 circuit criminal cases during the fiscal year. Non-felony offenses include misdemeanor, violation, local ordinance or other level offense(s) within those cases.

	<b>Charges</b>	<b>Cases</b>
<b>Felony</b>	608	324
<b>Felony amended to Non-Felony</b>	41	

Of those 608 felony offenses, 297 (48.85%) were convicted; were acquitted (%); and 175 (28.78%) were dismissed.

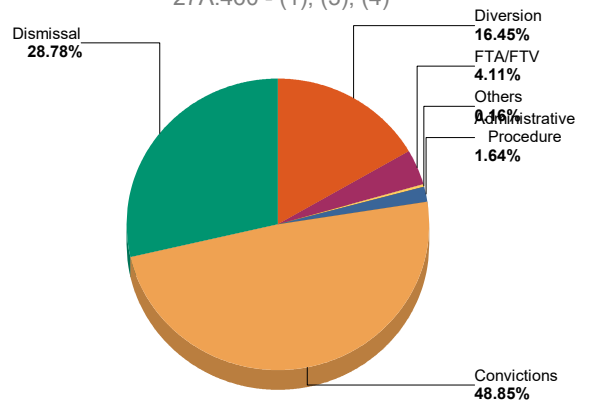
**Felony Charges by Disposition Type**

27A.460 - (1), (3), (4)



**Percent of Charges by Disposition Type**

27A.460 - (1), (3), (4)



**27A.460 (1) Conviction percentages;**

**27A.460 (3) Percentage of acquittals;**

**27A.460(4) Percentage of dismissals;**

\* "Others" disposition type include: Denied, Extradition, Grand Jury, Granted, Hung Jury, Merged, Mistrial, No Action Taken By Grand Jury, Other, Pardon - Prior to Adjudication Only, Peace Bond, Remanded, Set Aside/Voided, Sealed Records, Transfer, Drug Court Transfer, Vacated Judgment

**ADMINISTRATIVE OFFICE OF THE COURTS**

Research & Statistics

**Annual Report FY 2018**

**Circuit Court - "Felony" Criminal Cases**

**MONTGOMERY**

**Sentence Information by Charge Disposition Type**

27A.460 - (2)	Sentence Records	Jail or Prison Conditionally Discharged	Jail or Prison Suspended	Jail or Prison Time > 0	Net Costs > \$0.00	Net Fines > \$0.00	Net Home Incarceration Time	Net Home Incarceration Time Suspended	Net Probation Time Supervised	Net Probation Time Unsupervised	Net Suspended Costs > \$0.00	Net Suspended Fines > \$0.00	Other Conditions
Convicted	250		107 42.80%	250 100.00%	153 61.20%	5 2.00%			105 42.00%	2 0.80%			250 100.00%
Dismissed	4		4 100.00%	4 100.00%	3 75.00%					2 50.00%			2 50.00%
	254		111	254	156	5			105	4			252

**27A.460 (2) Percentages of fines, imprisonment, or other penalty assessment;**

\* Percentages are based on total sentence records per category (convicted, acquitted...etc)

\* There can be multiple sentence conditions to a single charge.

**Plea Type**

	27A.460 - (5), (6)	UNKNOWN PLEA TYPE	TOTAL
Felony Charges	Original_Plea	608 100.00%	608 100.00%
	Final_Plea	608 100.00%	608 100.00%
Felony amended to Non-Felony	Original_Plea	41 100.00%	41 100.00%
	Final_Plea	41 100.00%	41 100.00%

**27A.460 (5) Percentage of pleas as charges;**

**27A.460 (6) Percentage of pleas to reduce charges;**

**ADMINISTRATIVE OFFICE OF THE COURTS**

Research & Statistics

**Annual Report FY 2018**

**Circuit Court - "Felony" Criminal Cases**

**MONTGOMERY**

Cases can have multiple charges which are heard either by a court trial, jury trial, no trial or by a combination of trial types. Depending upon the seriousness of the offense and the consequences of a guilty verdict, defendants in criminal cases have the constitutional right to a jury of their peers. In a jury trial, the Judge decides questions of law, and the jury decides whether the defendant is guilty or not guilty on each of the offense(s) charged. In a court trial, the judge decides questions of law and decides if guilty or not guilty on each offense(s) charges. The cases are categorized by how all the charges within the case were disposed. If all charges were disposed by the same trial type, it's counted in the separate category, otherwise, it's counted within the "Mixed Trial" category. If a charge had a nothing entered or it had "no trial" it's counted in the "No Trial" category.

<b>Cases by Trial Type</b>	<b>27A.460 - (7), (8), (9), (10)</b>	<b>NO TRIAL</b>	<b>Total</b>
Felony Amended Down to Non-Felony		<b>36</b> 100.00%	<b>36</b> 100.00%
Felony Charges		<b>324</b> 100.00%	<b>324</b> 100.00%
Felony Convictions		<b>178</b> 100.00%	<b>178</b> 100.00%

*27A.460 (7) Percentage of disposition to guilty as charged by trial;  
 27A.460 (8) Percentage of those found guilty of lesser charge by trial;  
 27A.460 (9) Percentage of cases where jury trial taken;  
 27A.460 (10) Percentage of trials which are bench (court) trials; and*

**Shock Probation by  
Disposition Type**

	<b>27A.440 (3b)</b>	<b>Denied</b>	<b>Granted</b>	<b>Total</b>
0026090 SHOCK PROBATION IN FELONY CONVICTIONS		<b>31</b> 68.89%	<b>10</b> 22.22%	<b>41</b> 91.1111%
0026100 SHOCK PROBATION IN MISDEMEANOR CONVICTIONS		<b>1</b> 2.22%	<b>3</b> 6.67%	<b>4</b> 8.8889%

**27A.440 (3) Cases in which shock probation has been granted:**  
 (b) Extracted data on shock probation shall be placed in the annual report of the Administrative Office of the Courts.



**ADMINISTRATIVE OFFICE OF THE COURTS**

Research & Statistics

**Annual Report FY 2018**

**Circuit Court - "Felony" Criminal Cases**

**MONTGOMERY**

**Youthful Offenders**

Note: Per statute 635.020 (7) If a person who is eighteen (18) or older and before the court is charged with a felony that occurred prior to his eighteenth birthday, the court shall, upon motion of the county attorney made prior to adjudication, and after the county attorney has consulted with the Commonwealth's attorney, that the child be proceeded against as a youthful offender, proceed in accordance with the provisions of KRS 640.010.

The youthful offender data is pulled by looking at the circuit criminal cases with defendant's age calculated from date of birth to the case filing date, which is under 18, however, those eighteen(18) or older may not be accounted.

There were 8 felony level offenses and 0 non-felony level offenses disposed within 1 circuit criminal cases during the fiscal year. Non-felony offenses include misdemeanor, violation, local ordinance or other level offense(s) within those cases.

<b>27A.460 - (11)</b>		<b>Charges</b>	<b>Cases</b>
<b>Felony</b>		8	1
<b>Felony amended to Non-Felony</b>		-	

**27A.460 (11) The number of juvenile offenders tried as an adult.**

Of the 8 felony level offenses disposed within the youthful offender cases, (%) charges were convicted.

<b>Youthful Offender</b>	<b>Diversion</b>	<b>Total</b>
<b>Felony Charges by Disposition Type</b>	8 100.00%	8 100.00%

**ADMINISTRATIVE OFFICE OF THE COURTS**

Research & Statistics

**Annual Report FY 2018**

**Circuit Court - "Felony" Criminal Cases**

**MORGAN**

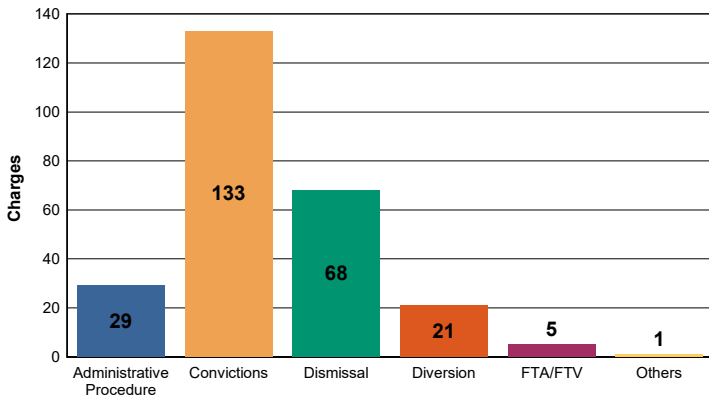
There were 257 felony level offenses and 18 non-felony level offenses disposed within 141 circuit criminal cases during the fiscal year. Non-felony offenses include misdemeanor, violation, local ordinance or other level offense(s) within those cases.

	<b>Charges</b>	<b>Cases</b>
<b>Felony</b>	257	141
<b>Felony amended to Non-Felony</b>	18	

Of those 257 felony offenses, 133 (51.75%) were convicted; were acquitted (%); and 68 (26.46%) were dismissed.

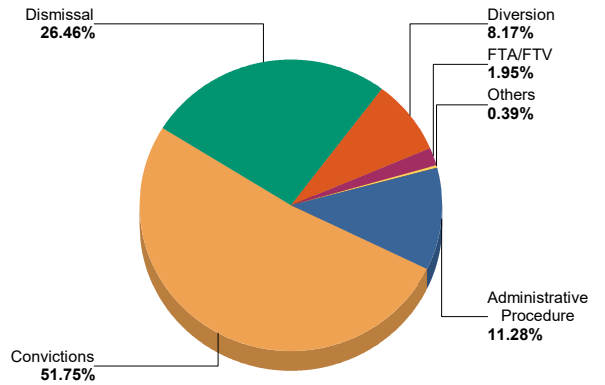
**Felony Charges by Disposition Type**

27A.460 - (1), (3), (4)



**Percent of Charges by Disposition Type**

27A.460 - (1), (3), (4)



**27A.460 (1) Conviction percentages;**

**27A.460 (3) Percentage of acquittals;**

**27A.460(4) Percentage of dismissals;**

\* "Others" disposition type include: Denied, Extradition, Grand Jury, Granted, Hung Jury, Merged, Mistrial, No Action Taken By Grand Jury, Other, Pardon - Prior to Adjudication Only, Peace Bond, Remanded, Set Aside/Voided, Sealed Records, Transfer, Drug Court Transfer, Vacated Judgment

**ADMINISTRATIVE OFFICE OF THE COURTS**

Research & Statistics

Annual Report FY 2018

Circuit Court - "Felony" Criminal Cases

**MORGAN**

**Sentence Information by Charge Disposition Type**

27A.460 - (2)	Sentence Records	Jail or Prison Conditionally Discharged	Jail or Prison Suspended	Jail or Prison Time > 0	Net Costs > \$0.00	Net Fines > \$0.00	Net Home Incarceration Time	Net Home Incarceration Time Suspended	Net Probation Time Supervised	Net Probation Time Unsupervised	Net Suspended Costs > \$0.00	Net Suspended Fines > \$0.00	Other Conditions
Convicted	121	30 24.79%		121 100.00%	67 55.37%	1 0.83%			12 9.92%				72 59.50%
Dismissed	1				1 100.00%								1 100.00%
Diverted	12	1 8.33%		1 8.33%	8 66.67%								9 75.00%
Others	1		1 100.00%	1 100.00%	1 100.00%				1 100.00%				
	<b>135</b>	<b>31</b>		<b>123</b>	<b>77</b>	<b>1</b>			<b>13</b>				<b>82</b>

**27A.460 (2) Percentages of fines, imprisonment, or other penalty assessment;**

\* Percentages are based on total sentence records per category (convicted, acquitted...etc)

\* There can be multiple sentence conditions to a single charge.

**Plea Type**

**27A.460 - (5), (6)**

		GUILTY	NOT GUILTY	UNKNOWN PLEA TYPE	TOTAL
Felony Charges	Original_Plea	10 3.89%	206 80.16%	41 15.95%	257 100.00%
	Final_Plea	156 60.70%	60 23.35%	41 15.95%	257 100.00%
Felony amended to Non-Felony	Original_Plea	- 0.00%	16 88.89%	2 11.11%	18 100.00%
	Final_Plea	1 5.56%	15 83.33%	2 11.11%	18 100.00%

**27A.460 (5) Percentage of pleas as charges;**

**27A.460 (6) Percentage of pleas to reduce charges;**

**ADMINISTRATIVE OFFICE OF THE COURTS**

Research & Statistics

**Annual Report FY 2018**

**Circuit Court - "Felony" Criminal Cases**

**MORGAN**

Cases can have multiple charges which are heard either by a court trial, jury trial, no trial or by a combination of trial types. Depending upon the seriousness of the offense and the consequences of a guilty verdict, defendants in criminal cases have the constitutional right to a jury of their peers. In a jury trial, the Judge decides questions of law, and the jury decides whether the defendant is guilty or not guilty on each of the offense(s) charged. In a court trial, the judge decides questions of law and decides if guilty or not guilty on each offense(s) charges. The cases are categorized by how all the charges within the case were disposed. If all charges were disposed by the same trial type, it's counted in the separate category, otherwise, it's counted within the "Mixed Trial" category. If a charge had a nothing entered or it had "no trial" it's counted in the "No Trial" category.

<b>Cases by Trial Type</b>	<b>27A.460 - (7), (8), (9), (10)</b>	<b>NO TRIAL</b>	<b>Total</b>
Felony Amended Down to Non-Felony		<b>15</b> 100.00%	<b>15</b> 100.00%
Felony Charges		<b>141</b> 100.00%	<b>141</b> 100.00%
Felony Convictions		<b>87</b> 100.00%	<b>87</b> 100.00%

*27A.460 (7) Percentage of disposition to guilty as charged by trial;  
 27A.460 (8) Percentage of those found guilty of lesser charge by trial;  
 27A.460 (9) Percentage of cases where jury trial taken;  
 27A.460 (10) Percentage of trials which are bench (court) trials; and*

**Shock Probation by  
Disposition Type**

	<b>27A.440 (3b)</b>	<b>Denied</b>	<b>Total</b>
0026090 SHOCK PROBATION IN FELONY CONVICTIONS		<b>1</b> 100.00%	<b>1</b> 100.0000%

**27A.440 (3) Cases in which shock probation has been granted:**  
 (b) Extracted data on shock probation shall be placed in the annual report of the Administrative Office of the Courts.

**ADMINISTRATIVE OFFICE OF THE COURTS**

Research & Statistics

**Annual Report FY 2018**

**Circuit Court - "Felony" Criminal Cases**

**MUHLENBERG**

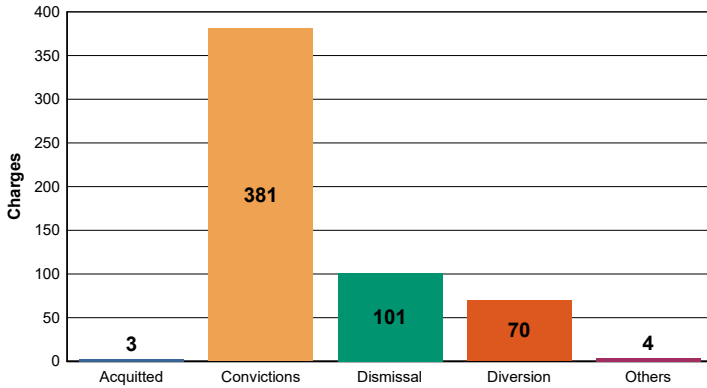
There were 559 felony level offenses and 11 non-felony level offenses disposed within 300 circuit criminal cases during the fiscal year. Non-felony offenses include misdemeanor, violation, local ordinance or other level offense(s) within those cases.

	<b>Charges</b>	<b>Cases</b>
<b>Felony</b>	559	300
<b>Felony amended to Non-Felony</b>	11	

Of those 559 felony offenses, 381 (68.16%) were convicted; 3 were acquitted (0.54%); and 101 (18.07%) were dismissed.

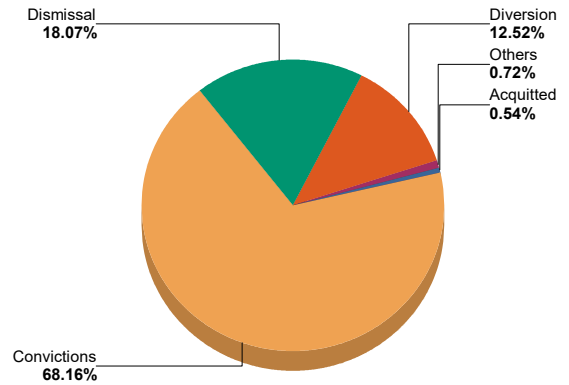
**Felony Charges by Disposition Type**

27A.460 - (1), (3), (4)



**Percent of Charges by Disposition Type**

27A.460 - (1), (3), (4)



**27A.460 (1) Conviction percentages;**

**27A.460 (3) Percentage of acquittals;**

**27A.460(4) Percentage of dismissals;**

\* "Others" disposition type include: Denied, Extradition, Grand Jury, Granted, Hung Jury, Merged, Mistrial, No Action Taken By Grand Jury, Other, Pardon - Prior to Adjudication Only, Peace Bond, Remanded, Set Aside/Voided, Sealed Records, Transfer, Drug Court Transfer, Vacated Judgment

**ADMINISTRATIVE OFFICE OF THE COURTS**

Research & Statistics

**Annual Report FY 2018**

**Circuit Court - "Felony" Criminal Cases**

**MUHLENBERG**

**Sentence Information by Charge Disposition Type**

27A.460 - (2)	Sentence Records	Jail or Prison Conditionally Discharged	Jail or Prison Suspended	Jail or Prison Time > 0	Net Costs > \$0.00	Net Fines > \$0.00	Net Home Incarceration Time	Net Home Incarceration Time Suspended	Net Probation Time Supervised	Net Probation Time Unsupervised	Net Suspended Costs > \$0.00	Net Suspended Fines > \$0.00	Other Conditions
Convicted	342		56 16.37%	341 99.71%	176 51.46%	1 0.29%			53 15.50%				20 5.85%
Dismissed	3				3 100.00%								
Diverted	3			1 33.33%	3 100.00%								
Others	2			2 100.00%	1 50.00%								
	<b>350</b>		<b>56</b>	<b>344</b>	<b>183</b>	<b>1</b>			<b>53</b>				<b>20</b>

**27A.460 (2) Percentages of fines, imprisonment, or other penalty assessment;**

\* Percentages are based on total sentence records per category (convicted, acquitted...etc)

\* There can be multiple sentence conditions to a single charge.

**Plea Type**

**27A.460 - (5), (6)**

		GUILTY	NOT GUILTY	UNKNOWN PLEA TYPE	TOTAL
Felony Charges	Original_Plea	2 0.36%	398 71.20%	159 28.44%	559 100.00%
	Final_Plea	393 70.30%	7 1.25%	159 28.44%	559 100.00%
Felony amended to Non-Felony	Original_Plea	- 0.00%	1 9.09%	10 90.91%	11 100.00%
	Final_Plea	1 9.09%	- 0.00%	10 90.91%	11 100.00%

**27A.460 (5) Percentage of pleas as charges;**

**27A.460 (6) Percentage of pleas to reduce charges;**

**ADMINISTRATIVE OFFICE OF THE COURTS**

Research & Statistics

**Annual Report FY 2018**

**Circuit Court - "Felony" Criminal Cases**

**MUHLENBERG**

Cases can have multiple charges which are heard either by a court trial, jury trial, no trial or by a combination of trial types. Depending upon the seriousness of the offense and the consequences of a guilty verdict, defendants in criminal cases have the constitutional right to a jury of their peers. In a jury trial, the Judge decides questions of law, and the jury decides whether the defendant is guilty or not guilty on each of the offense(s) charged. In a court trial, the judge decides questions of law and decides if guilty or not guilty on each offense(s) charges. The cases are categorized by how all the charges within the case were disposed. If all charges were disposed by the same trial type, it's counted in the separate category, otherwise, it's counted within the "Mixed Trial" category. If a charge had a nothing entered or it had "no trial" it's counted in the "No Trial" category.

<b>Cases by Trial Type</b>	<b>27A.460 - (7), (8), (9), (10)</b>	<b>JURY TRIAL</b>	<b>NO TRIAL</b>	<b>Total</b>
Felony Amended Down to Non-Felony		-	<b>10</b> 100.00%	<b>10</b> 100.00%
Felony Charges		<b>2</b> 0.67%	<b>298</b> 99.33%	<b>300</b> 100.00%
Felony Convictions		-	<b>215</b> 100.00%	<b>215</b> 100.00%

*27A.460 (7) Percentage of disposition to guilty as charged by trial;  
 27A.460 (8) Percentage of those found guilty of lesser charge by trial;  
 27A.460 (9) Percentage of cases where jury trial taken;  
 27A.460 (10) Percentage of trials which are bench (court) trials; and*

**Shock Probation by  
Disposition Type**

	<b>27A.440 (3b)</b>	<b>Denied</b>	<b>Granted</b>	<b>Vacated</b>	<b>Total</b>
0026090 SHOCK PROBATION IN FELONY CONVICTIONS		<b>145</b> 71.78%	<b>55</b> 27.23%	<b>2</b> 0.99%	<b>202</b> 100.0000%

**27A.440 (3) Cases in which shock probation has been granted:**  
 (b) Extracted data on shock probation shall be placed in the annual report of the Administrative Office of the Courts.

ADMINISTRATIVE OFFICE OF THE COURTS

Research & Statistics

Annual Report FY 2018

Circuit Court - "Felony" Criminal Cases

**NELSON**

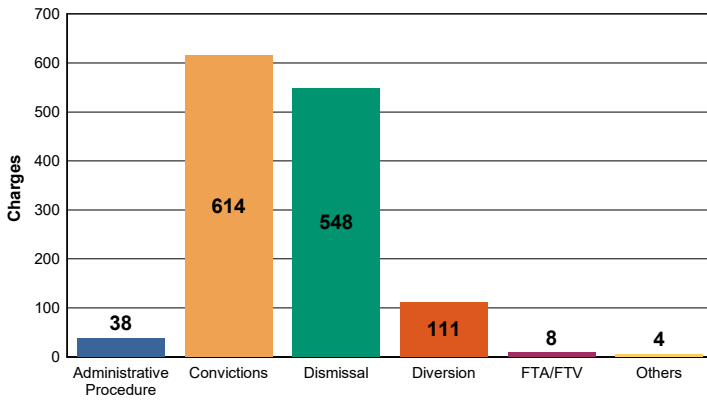
There were 1,323 felony level offenses and 91 non-felony level offenses disposed within 548 circuit criminal cases during the fiscal year. Non-felony offenses include misdemeanor, violation, local ordinance or other level offense(s) within those cases.

	Charges	Cases
Felony	1,323	548
Felony amended to Non-Felony	91	

Of those 1,323 felony offenses, 614 (46.41%) were convicted; were acquitted (%); and 548 (41.42%) were dismissed.

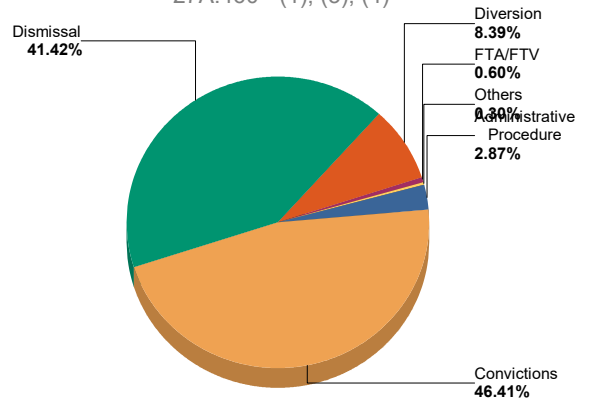
**Felony Charges by Disposition Type**

27A.460 - (1), (3), (4)



**Percent of Charges by Disposition Type**

27A.460 - (1), (3), (4)



**27A.460 (1) Conviction percentages;**

**27A.460 (3) Percentage of acquittals;**

**27A.460(4) Percentage of dismissals;**

\* "Others" disposition type include: Denied, Extradition, Grand Jury, Granted, Hung Jury, Merged, Mistrial, No Action Taken By Grand Jury, Other, Pardon - Prior to Adjudication Only, Peace Bond, Remanded, Set Aside/Voided, Sealed Records, Transfer, Drug Court Transfer, Vacated Judgment



**ADMINISTRATIVE OFFICE OF THE COURTS**

Research & Statistics

**Annual Report FY 2018**

**Circuit Court - "Felony" Criminal Cases**

**NELSON**

**Sentence Information by Charge Disposition Type**

27A.460 - (2)	Sentence Records	Jail or Prison Conditionally Discharged	Jail or Prison Suspended	Jail or Prison Time > 0	Net Costs > \$0.00	Net Fines > \$0.00	Net Home Incarceration Time	Net Home Incarceration Time Suspended	Net Probation Time Supervised	Net Probation Time Unsupervised	Net Suspended Costs > \$0.00	Net Suspended Fines > \$0.00	Other Conditions
Convicted	607	10 1.65%	195 32.13%	607 100.00%	250 41.19%	-	6 0.99%	-	178 29.32%	-	-	-	503 82.87%
Others	1	-	1 100.00%	1 100.00%	1 100.00%	-	-	-	-	-	-	-	1 100.00%
	<b>608</b>	<b>10</b>	<b>196</b>	<b>608</b>	<b>251</b>	<b>-</b>	<b>6</b>	<b>-</b>	<b>178</b>	<b>-</b>	<b>-</b>	<b>-</b>	<b>504</b>

*27A.460 (2) Percentages of fines, imprisonment, or other penalty assessment;*

\* Percentages are based on total sentence records per category (convicted, acquitted...etc)

\* There can be multiple sentence conditions to a single charge.

**Plea Type**

27A.460 - (5), (6)		GUILTY	NOT GUILTY	UNKNOWN PLEA TYPE	TOTAL
Felony Charges	Original_Plea	12 0.91%	483 36.51%	828 62.59%	1,323 100.00%
	Final_Plea	490 37.04%	5 0.38%	828 62.59%	1,323 100.00%
Felony amended to Non-Felony	Original_Plea	-	3 3.30%	88 96.70%	91 100.00%
	Final_Plea	3 3.30%	-	88 96.70%	91 100.00%

*27A.460 (5) Percentage of pleas as charges;*

*27A.460 (6) Percentage of pleas to reduce charges;*

**ADMINISTRATIVE OFFICE OF THE COURTS**

Research & Statistics

**Annual Report FY 2018**

**Circuit Court - "Felony" Criminal Cases**

**NELSON**

Cases can have multiple charges which are heard either by a court trial, jury trial, no trial or by a combination of trial types. Depending upon the seriousness of the offense and the consequences of a guilty verdict, defendants in criminal cases have the constitutional right to a jury of their peers. In a jury trial, the Judge decides questions of law, and the jury decides whether the defendant is guilty or not guilty on each of the offense(s) charged. In a court trial, the judge decides questions of law and decides if guilty or not guilty on each offense(s) charges. The cases are categorized by how all the charges within the case were disposed. If all charges were disposed by the same trial type, it's counted in the separate category, otherwise, it's counted within the "Mixed Trial" category. If a charge had a nothing entered or it had "no trial" it's counted in the "No Trial" category.

<b>Cases by Trial Type</b>	<b>27A.460 - (7), (8), (9), (10)</b>	<b>JURY TRIAL</b>	<b>NO TRIAL</b>	<b>Total</b>
Felony Amended Down to Non-Felony		-	<b>76</b> 100.00%	<b>76</b> 100.00%
Felony Charges		<b>3</b> 0.55%	<b>545</b> 99.45%	<b>548</b> 100.00%
Felony Convictions		<b>2</b> 0.70%	<b>282</b> 99.30%	<b>284</b> 100.00%

*27A.460 (7) Percentage of disposition to guilty as charged by trial;  
 27A.460 (8) Percentage of those found guilty of lesser charge by trial;  
 27A.460 (9) Percentage of cases where jury trial taken;  
 27A.460 (10) Percentage of trials which are bench (court) trials; and*

**Shock Probation by  
Disposition Type**

	<b>27A.440 (3b)</b>	<b>Denied</b>	<b>Granted</b>	<b>Others</b>	<b>Total</b>
0026090 SHOCK PROBATION IN FELONY CONVICTIONS		<b>77</b> 79.38%	<b>18</b> 18.56%	<b>1</b> 1.03%	<b>96</b> 98.9690%
0026100 SHOCK PROBATION IN MISDEMEANOR CONVICTIONS		<b>1</b> 1.03%	-	-	<b>1</b> 1.0309%

**27A.440 (3) Cases in which shock probation has been granted:**  
 (b) Extracted data on shock probation shall be placed in the annual report of the Administrative Office of the Courts.

**ADMINISTRATIVE OFFICE OF THE COURTS**

Research & Statistics

**Annual Report FY 2018**

**Circuit Court - "Felony" Criminal Cases**

**NELSON**

**Youthful Offenders**

Note: Per statute 635.020 (7) If a person who is eighteen (18) or older and before the court is charged with a felony that occurred prior to his eighteenth birthday, the court shall, upon motion of the county attorney made prior to adjudication, and after the county attorney has consulted with the Commonwealth's attorney, that the child be proceeded against as a youthful offender, proceed in accordance with the provisions of KRS 640.010.

The youthful offender data is pulled by looking at the circuit criminal cases with defendant's age calculated from date of birth to the case filing date, which is under 18, however, those eighteen(18) or older may not be accounted.

There were 6 felony level offenses and 0 non-felony level offenses disposed within 3 circuit criminal cases during the fiscal year. Non-felony offenses include misdemeanor, violation, local ordinance or other level offense(s) within those cases.

27A.460 - (11)		Charges	Cases
Felony		6	3
Felony amended to Non-Felony		-	

**27A.460 (11) The number of juvenile offenders tried as an adult.**

Of the 6 felony level offenses disposed within the youthful offender cases, 2 (33.33%) charges were convicted.

Youthful Offender	Convictions	Dismissal	Diversion	Total	
	Felony Charges by Disposition Type	2 33.33%	1 16.67%	3 50.00%	6 100.00%

Youthful Offender	GUILTY	Total	
	Felony Charges Convicted by Disposition Type	2 100.00%	2 100.00%

**ADMINISTRATIVE OFFICE OF THE COURTS**

Research & Statistics

**Annual Report FY 2018**

**Circuit Court - "Felony" Criminal Cases**

**NICHOLAS**

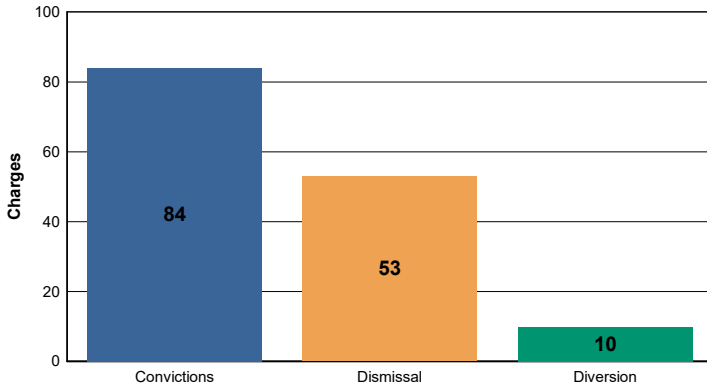
There were 147 felony level offenses and 3 non-felony level offenses disposed within 56 circuit criminal cases during the fiscal year. Non-felony offenses include misdemeanor, violation, local ordinance or other level offense(s) within those cases.

	<b>Charges</b>	<b>Cases</b>
<b>Felony</b>	147	56
<b>Felony amended to Non-Felony</b>	3	

Of those 147 felony offenses, 84 (57.14%) were convicted; were acquitted (%); and 53 (36.05%) were dismissed.

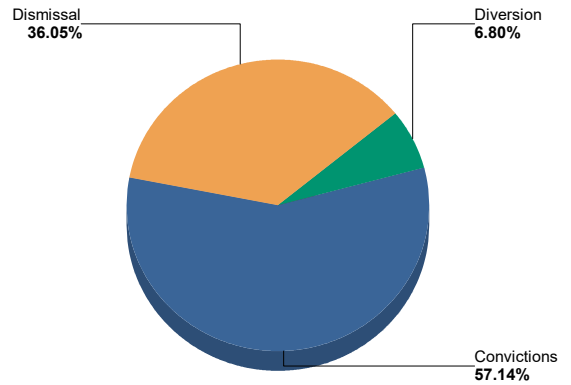
**Felony Charges by Disposition Type**

27A.460 - (1), (3), (4)



**Percent of Charges by Disposition Type**

27A.460 - (1), (3), (4)



**27A.460 (1) Conviction percentages;**

**27A.460 (3) Percentage of acquittals;**

**27A.460(4) Percentage of dismissals;**

\* "Others" disposition type include: Denied, Extradition, Grand Jury, Granted, Hung Jury, Merged, Mistrial, No Action Taken By Grand Jury, Other, Pardon - Prior to Adjudication Only, Peace Bond, Remanded, Set Aside/Voided, Sealed Records, Transfer, Drug Court Transfer, Vacated Judgment

**ADMINISTRATIVE OFFICE OF THE COURTS**

Research & Statistics

**Annual Report FY 2018**

**Circuit Court - "Felony" Criminal Cases**

**NICHOLAS**

**Sentence Information by Charge Disposition Type**

27A.460 - (2)	Sentence Records	Jail or Prison Conditionally Discharged	Jail or Prison Suspended	Jail or Prison Time > 0	Net Costs > \$0.00	Net Fines > \$0.00	Net Home Incarceration Time	Net Home Incarceration Time Suspended	Net Probation Time Supervised	Net Probation Time Unsupervised	Net Suspended Costs > \$0.00	Net Suspended Fines > \$0.00	Other Conditions
Convicted	69		26 37.68%	69 100.00%	34 49.28%				25 36.23%				30 43.48%
Dismissed	7			1 14.29%	5 71.43%								2 28.57%
Diverted	8		3 37.50%	3 37.50%	6 75.00%				3 37.50%				3 37.50%
	84		29	73	45				28				35

27A.460 (2) Percentages of fines, imprisonment, or other penalty assessment;

\* Percentages are based on total sentence records per category (convicted, acquitted...etc)

\* There can be multiple sentence conditions to a single charge.

**Plea Type**

27A.460 - (5), (6)		GUILTY	NOT GUILTY	UNKNOWN PLEA TYPE	TOTAL
Felony Charges	Original_Plea	14 9.52%	65 44.22%	68 46.26%	147 100.00%
	Final_Plea	79 53.74%	-	68 46.26%	147 100.00%
Felony amended to Non-Felony	Original_Plea	-	-	3 100.00%	3 100.00%
	Final_Plea	-	-	3 100.00%	3 100.00%

27A.460 (5) Percentage of pleas as charges;

27A.460 (6) Percentage of pleas to reduce charges;

**ADMINISTRATIVE OFFICE OF THE COURTS**

Research & Statistics

**Annual Report FY 2018**

**Circuit Court - "Felony" Criminal Cases**

**NICHOLAS**

Cases can have multiple charges which are heard either by a court trial, jury trial, no trial or by a combination of trial types. Depending upon the seriousness of the offense and the consequences of a guilty verdict, defendants in criminal cases have the constitutional right to a jury of their peers. In a jury trial, the Judge decides questions of law, and the jury decides whether the defendant is guilty or not guilty on each of the offense(s) charged. In a court trial, the judge decides questions of law and decides if guilty or not guilty on each offense(s) charges. The cases are categorized by how all the charges within the case were disposed. If all charges were disposed by the same trial type, it's counted in the separate category, otherwise, it's counted within the "Mixed Trial" category. If a charge had a nothing entered or it had "no trial" it's counted in the "No Trial" category.

<b>Cases by Trial Type</b>	<b>27A.460 - (7), (8), (9), (10)</b>	<b>NO TRIAL</b>	<b>Total</b>
Felony Amended Down to Non-Felony		<b>3</b> 100.00%	<b>3</b> 100.00%
Felony Charges		<b>56</b> 100.00%	<b>56</b> 100.00%
Felony Convictions		<b>39</b> 100.00%	<b>39</b> 100.00%

*27A.460 (7) Percentage of disposition to guilty as charged by trial;  
 27A.460 (8) Percentage of those found guilty of lesser charge by trial;  
 27A.460 (9) Percentage of cases where jury trial taken;  
 27A.460 (10) Percentage of trials which are bench (court) trials; and*

**Shock Probation by  
Disposition Type**

	<b>27A.440 (3b)</b>	<b>Denied</b>	<b>Granted</b>	<b>Total</b>
0026090 SHOCK PROBATION IN FELONY CONVICTIONS		<b>18</b> 75.00%	<b>6</b> 25.00%	<b>24</b> 100.0000%

**27A.440 (3) Cases in which shock probation has been granted:**  
 (b) Extracted data on shock probation shall be placed in the annual report of the Administrative Office of the Courts.

ADMINISTRATIVE OFFICE OF THE COURTS

Research & Statistics

Annual Report FY 2018

Circuit Court - "Felony" Criminal Cases

OHIO

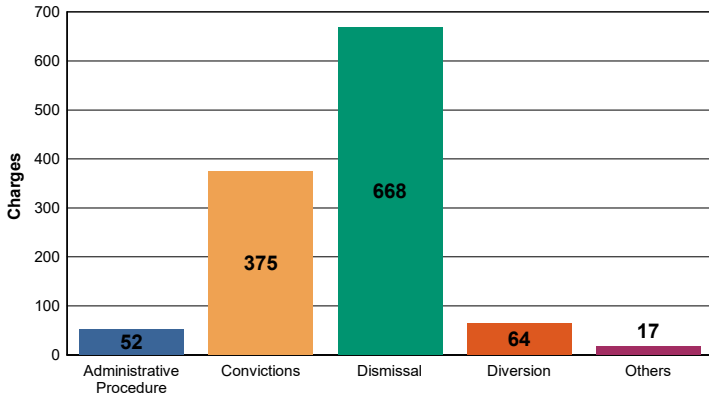
There were 1,176 felony level offenses and 24 non-felony level offenses disposed within 437 circuit criminal cases during the fiscal year. Non-felony offenses include misdemeanor, violation, local ordinance or other level offense(s) within those cases.

	Charges	Cases
Felony	1,176	437
Felony amended to Non-Felony	24	

Of those 1,176 felony offenses, 375 (31.89%) were convicted; were acquitted (%); and 668 (56.80%) were dismissed.

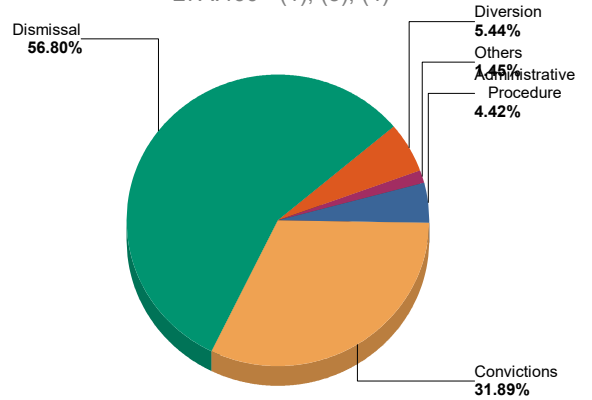
Felony Charges by Disposition Type

27A.460 - (1), (3), (4)



Percent of Charges by Disposition Type

27A.460 - (1), (3), (4)



27A.460 (1) Conviction percentages;

27A.460 (3) Percentage of acquittals;

27A.460(4) Percentage of dismissals;

\* "Others" disposition type include: Denied, Extradition, Grand Jury, Granted, Hung Jury, Merged, Mistrial, No Action Taken By Grand Jury, Other, Pardon - Prior to Adjudication Only, Peace Bond, Remanded, Set Aside/Voided, Sealed Records, Transfer, Drug Court Transfer, Vacated Judgment

**ADMINISTRATIVE OFFICE OF THE COURTS**

Research & Statistics

**Annual Report FY 2018**

**Circuit Court - "Felony" Criminal Cases**

**OHIO**

**Sentence Information by Charge Disposition Type**

27A.460 - (2)	Sentence Records	Jail or Prison Conditionally Discharged	Jail or Prison Suspended	Jail or Prison Time > 0	Net Costs > \$0.00	Net Fines > \$0.00	Net Home Incarceration Time	Net Home Incarceration Time Suspended	Net Probation Time Supervised	Net Probation Time Unsupervised	Net Suspended Costs > \$0.00	Net Suspended Fines > \$0.00	Other Conditions
Convicted	359	9 2.51%	99 27.58%	357 99.44%	205 57.10%	6 1.67%			98 27.30%				6 1.67%
Dismissed	12				7 58.33%								
	371	9	99	357	212	6			98				6

**27A.460 (2) Percentages of fines, imprisonment, or other penalty assessment;**

\* Percentages are based on total sentence records per category (convicted, acquitted...etc)

\* There can be multiple sentence conditions to a single charge.

**Plea Type**

27A.460 - (5), (6)		GUILTY	NOT GUILTY	UNKNOWN PLEA TYPE	TOTAL
Felony Charges	Original_Plea	3 0.26%	367 31.21%	806 68.54%	1,176 100.00%
	Final_Plea	364 30.95%	6 0.51%	806 68.54%	1,176 100.00%
Felony amended to Non-Felony	Original_Plea	-	-	24 100.00%	24 100.00%
	Final_Plea	-	-	24 100.00%	24 100.00%

**27A.460 (5) Percentage of pleas as charges;**

**27A.460 (6) Percentage of pleas to reduce charges;**



**ADMINISTRATIVE OFFICE OF THE COURTS**

Research & Statistics

**Annual Report FY 2018**

**Circuit Court - "Felony" Criminal Cases**

**OHIO**

Cases can have multiple charges which are heard either by a court trial, jury trial, no trial or by a combination of trial types. Depending upon the seriousness of the offense and the consequences of a guilty verdict, defendants in criminal cases have the constitutional right to a jury of their peers. In a jury trial, the Judge decides questions of law, and the jury decides whether the defendant is guilty or not guilty on each of the offense(s) charged. In a court trial, the judge decides questions of law and decides if guilty or not guilty on each offense(s) charges. The cases are categorized by how all the charges within the case were disposed. If all charges were disposed by the same trial type, it's counted in the separate category, otherwise, it's counted within the "Mixed Trial" category. If a charge had a nothing entered or it had "no trial" it's counted in the "No Trial" category.

<b>Cases by Trial Type</b>	<b>27A.460 - (7), (8), (9), (10)</b>	<b>JURY TRIAL</b>	<b>NO TRIAL</b>	<b>Total</b>
Felony Amended Down to Non-Felony		-	<b>23</b> 100.00%	<b>23</b> 100.00%
Felony Charges		<b>1</b> 0.23%	<b>437</b> 100.00%	<b>438</b> 100.23%
Felony Convictions		<b>1</b> 0.35%	<b>284</b> 99.65%	<b>285</b> 100.00%

*27A.460 (7) Percentage of disposition to guilty as charged by trial;  
 27A.460 (8) Percentage of those found guilty of lesser charge by trial;  
 27A.460 (9) Percentage of cases where jury trial taken;  
 27A.460 (10) Percentage of trials which are bench (court) trials; and*

**Shock Probation by  
Disposition Type**

	<b>27A.440 (3b)</b>	<b>Granted</b>	<b>Total</b>
0026090 SHOCK PROBATION IN FELONY CONVICTIONS		<b>99</b> 100.00%	<b>99</b> 100.0000%

**27A.440 (3) Cases in which shock probation has been granted:**  
 (b) Extracted data on shock probation shall be placed in the annual report of the Administrative Office of the Courts.

**ADMINISTRATIVE OFFICE OF THE COURTS**

Research & Statistics

**Annual Report FY 2018**

**Circuit Court - "Felony" Criminal Cases**

**OLDHAM**

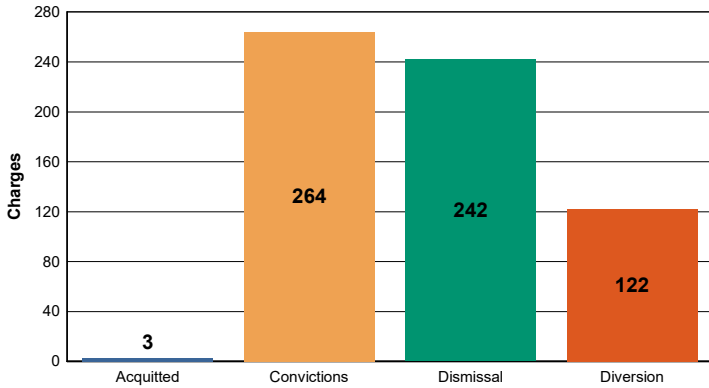
There were 631 felony level offenses and 25 non-felony level offenses disposed within 335 circuit criminal cases during the fiscal year. Non-felony offenses include misdemeanor, violation, local ordinance or other level offense(s) within those cases.

	<b>Charges</b>	<b>Cases</b>
<b>Felony</b>	631	335
<b>Felony amended to Non-Felony</b>	25	

Of those 631 felony offenses, 264 (41.84%) were convicted; 3 were acquitted (0.48%); and 242 (38.35%) were dismissed.

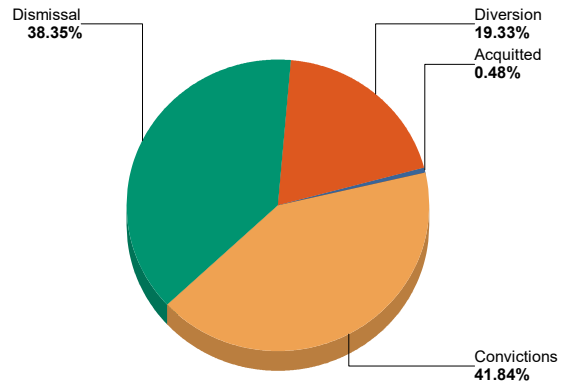
**Felony Charges by Disposition Type**

27A.460 - (1), (3), (4)



**Percent of Charges by Disposition Type**

27A.460 - (1), (3), (4)



**27A.460 (1) Conviction percentages;**

**27A.460 (3) Percentage of acquittals;**

**27A.460(4) Percentage of dismissals;**

\* "Others" disposition type include: Denied, Extradition, Grand Jury, Granted, Hung Jury, Merged, Mistrial, No Action Taken By Grand Jury, Other, Pardon - Prior to Adjudication Only, Peace Bond, Remanded, Set Aside/Voided, Sealed Records, Transfer, Drug Court Transfer, Vacated Judgment

**ADMINISTRATIVE OFFICE OF THE COURTS**

Research & Statistics

**Annual Report FY 2018**

**Circuit Court - "Felony" Criminal Cases**

**OLDHAM**

**Sentence Information by Charge Disposition Type**

27A.460 - (2)	Sentence Records	Jail or Prison Conditionally Discharged	Jail or Prison Suspended	Jail or Prison Time > 0	Net Costs > \$0.00	Net Fines > \$0.00	Net Home Incarceration Time	Net Home Incarceration Time Suspended	Net Probation Time Supervised	Net Probation Time Unsupervised	Net Suspended Costs > \$0.00	Net Suspended Fines > \$0.00	Other Conditions
Convicted	251	2 <i>0.80%</i>	138 <i>54.98%</i>	250 <i>99.60%</i>	154 <i>61.35%</i>	3 <i>1.20%</i>			133 <i>52.99%</i>	5 <i>1.99%</i>			104 <i>41.43%</i>
Dismissed	1		1 <i>100.00%</i>	1 <i>100.00%</i>	1 <i>100.00%</i>				1 <i>100.00%</i>				1 <i>100.00%</i>
	<b>252</b>	<b>2</b>	<b>139</b>	<b>251</b>	<b>155</b>	<b>3</b>			<b>134</b>	<b>5</b>			<b>105</b>

*27A.460 (2) Percentages of fines, imprisonment, or other penalty assessment;*

\* Percentages are based on total sentence records per category (convicted, acquitted...etc)

\* There can be multiple sentence conditions to a single charge.

**Plea Type**

27A.460 - (5), (6)

		GUILTY	NOT GUILTY	UNKNOWN PLEA TYPE	TOTAL
Felony Charges	Original_Plea	226 <i>35.82%</i>	388 <i>61.49%</i>	17 <i>2.69%</i>	631 <i>100.00%</i>
	Final_Plea	588 <i>93.19%</i>	26 <i>4.12%</i>	17 <i>2.69%</i>	631 <i>100.00%</i>
Felony amended to Non-Felony	Original_Plea	-	-	25 <i>100.00%</i>	25 <i>100.00%</i>
	Final_Plea	-	-	25 <i>100.00%</i>	25 <i>100.00%</i>

*27A.460 (5) Percentage of pleas as charges;*

*27A.460 (6) Percentage of pleas to reduce charges;*

**ADMINISTRATIVE OFFICE OF THE COURTS**

Research & Statistics

**Annual Report FY 2018**

**Circuit Court - "Felony" Criminal Cases**

**OLDHAM**

Cases can have multiple charges which are heard either by a court trial, jury trial, no trial or by a combination of trial types. Depending upon the seriousness of the offense and the consequences of a guilty verdict, defendants in criminal cases have the constitutional right to a jury of their peers. In a jury trial, the Judge decides questions of law, and the jury decides whether the defendant is guilty or not guilty on each of the offense(s) charged. In a court trial, the judge decides questions of law and decides if guilty or not guilty on each offense(s) charges. The cases are categorized by how all the charges within the case were disposed. If all charges were disposed by the same trial type, it's counted in the separate category, otherwise, it's counted within the "Mixed Trial" category. If a charge had a nothing entered or it had "no trial" it's counted in the "No Trial" category.

<b>Cases by Trial Type</b>	<b>27A.460 - (7), (8), (9), (10)</b>	<b>JURY TRIAL</b>	<b>NO TRIAL</b>	<b>Total</b>
Felony Amended Down to Non-Felony		-	22 100.00%	22 100.00%
Felony Charges		2 0.60%	334 99.70%	336 100.30%
Felony Convictions		2 1.09%	182 99.45%	184 100.55%

*27A.460 (7) Percentage of disposition to guilty as charged by trial;  
 27A.460 (8) Percentage of those found guilty of lesser charge by trial;  
 27A.460 (9) Percentage of cases where jury trial taken;  
 27A.460 (10) Percentage of trials which are bench (court) trials; and*

**Shock Probation by  
Disposition Type**

	<b>27A.440 (3b)</b>	<b>Denied</b>	<b>Granted</b>	<b>Total</b>
0026090 SHOCK PROBATION IN FELONY CONVICTIONS		6 37.50%	10 62.50%	16 100.0000%

**27A.440 (3) Cases in which shock probation has been granted:**  
 (b) Extracted data on shock probation shall be placed in the annual report of the Administrative Office of the Courts.

**ADMINISTRATIVE OFFICE OF THE COURTS**

Research & Statistics

**Annual Report FY 2018**

**Circuit Court - "Felony" Criminal Cases**

**OLDHAM**

**Youthful Offenders**

Note: Per statute 635.020 (7) If a person who is eighteen (18) or older and before the court is charged with a felony that occurred prior to his eighteenth birthday, the court shall, upon motion of the county attorney made prior to adjudication, and after the county attorney has consulted with the Commonwealth's attorney, that the child be proceeded against as a youthful offender, proceed in accordance with the provisions of KRS 640.010.

The youthful offender data is pulled by looking at the circuit criminal cases with defendant's age calculated from date of birth to the case filing date, which is under 18, however, those eighteen(18) or older may not be accounted.

There were 1 felony level offenses and 0 non-felony level offenses disposed within 1 circuit criminal cases during the fiscal year. Non-felony offenses include misdemeanor, violation, local ordinance or other level offense(s) within those cases.

27A.460 - (11)	Charges	Cases
Felony	1	1
Felony amended to Non-Felony	-	

**27A.460 (11) The number of juvenile offenders tried as an adult.**

Of the 1 felony level offenses disposed within the youthful offender cases, (%) charges were convicted.

Youthful Offender	Dismissal	Total
Felony Charges by Disposition Type	1 100.00%	1 100.00%

**ADMINISTRATIVE OFFICE OF THE COURTS**

Research & Statistics

**Annual Report FY 2018**

**Circuit Court - "Felony" Criminal Cases**

**OWEN**

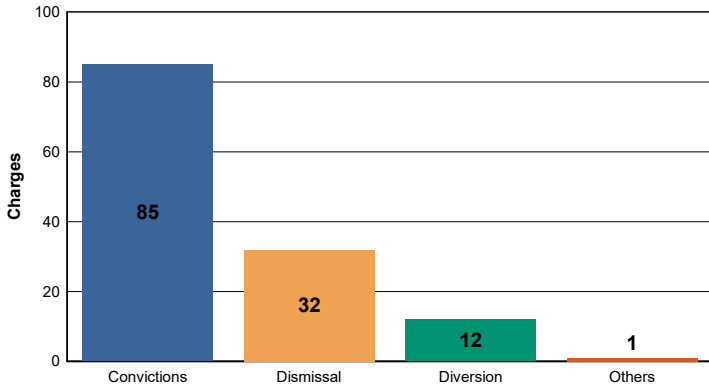
There were 130 felony level offenses and 1 non-felony level offenses disposed within 82 circuit criminal cases during the fiscal year. Non-felony offenses include misdemeanor, violation, local ordinance or other level offense(s) within those cases.

	<b>Charges</b>	<b>Cases</b>
<b>Felony</b>	130	82
<b>Felony amended to Non-Felony</b>	1	

Of those 130 felony offenses, 85 (65.38%) were convicted; were acquitted (%); and 32 (24.62%) were dismissed.

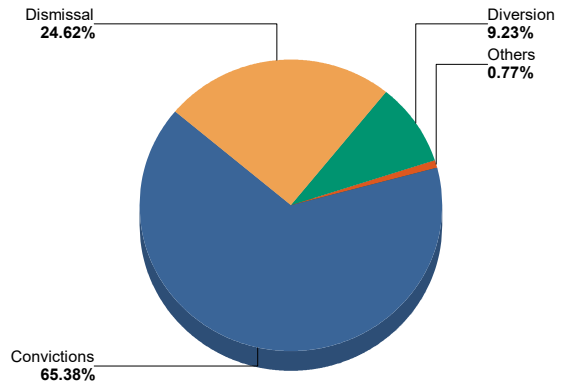
**Felony Charges by Disposition Type**

27A.460 - (1), (3), (4)



**Percent of Charges by Disposition Type**

27A.460 - (1), (3), (4)



**27A.460 (1) Conviction percentages;**

**27A.460 (3) Percentage of acquittals;**

**27A.460(4) Percentage of dismissals;**

\* "Others" disposition type include: Denied, Extradition, Grand Jury, Granted, Hung Jury, Merged, Mistrial, No Action Taken By Grand Jury, Other, Pardon - Prior to Adjudication Only, Peace Bond, Remanded, Set Aside/Voided, Sealed Records, Transfer, Drug Court Transfer, Vacated Judgment

**ADMINISTRATIVE OFFICE OF THE COURTS**

Research & Statistics

**Annual Report FY 2018**

**Circuit Court - "Felony" Criminal Cases**

**OWEN**

**Sentence Information by Charge Disposition Type**

27A.460 - (2)	Sentence Records	Jail or Prison Conditionally Discharged	Jail or Prison Suspended	Jail or Prison Time > 0	Net Costs > \$0.00	Net Fines > \$0.00	Net Home Incarceration Time	Net Home Incarceration Time Suspended	Net Probation Time Supervised	Net Probation Time Unsupervised	Net Suspended Costs > \$0.00	Net Suspended Fines > \$0.00	Other Conditions
Convicted	83	52 62.65%	83 100.00%	47 56.63%	13 15.66%	22 26.51%	1 1.20%	38 45.78%					
Diverted	4		1 25.00%	4 100.00%									3 75.00%
	87		52	84	51	13		22			1		41

**27A.460 (2) Percentages of fines, imprisonment, or other penalty assessment;**

\* Percentages are based on total sentence records per category (convicted, acquitted...etc)

\* There can be multiple sentence conditions to a single charge.

**Plea Type**

**27A.460 - (5), (6)**

		GUILTY	NOT GUILTY	UNKNOWN PLEA TYPE	TOTAL
Felony Charges	Original_Plea	7 5.38%	78 60.00%	45 34.62%	130 100.00%
	Final_Plea	83 63.85%	2 1.54%	45 34.62%	130 100.00%
Felony amended to Non-Felony	Original_Plea	-	1 100.00%	-	1 100.00%
	Final_Plea	-	1 100.00%	-	1 100.00%

**27A.460 (5) Percentage of pleas as charges;**

**27A.460 (6) Percentage of pleas to reduce charges;**

**ADMINISTRATIVE OFFICE OF THE COURTS**

Research & Statistics

**Annual Report FY 2018**

**Circuit Court - "Felony" Criminal Cases**

**OWEN**

Cases can have multiple charges which are heard either by a court trial, jury trial, no trial or by a combination of trial types. Depending upon the seriousness of the offense and the consequences of a guilty verdict, defendants in criminal cases have the constitutional right to a jury of their peers. In a jury trial, the Judge decides questions of law, and the jury decides whether the defendant is guilty or not guilty on each of the offense(s) charged. In a court trial, the judge decides questions of law and decides if guilty or not guilty on each offense(s) charges. The cases are categorized by how all the charges within the case were disposed. If all charges were disposed by the same trial type, it's counted in the separate category, otherwise, it's counted within the "Mixed Trial" category. If a charge had a nothing entered or it had "no trial" it's counted in the "No Trial" category.

<b>Cases by Trial Type</b>	<b>27A.460 - (7), (8), (9), (10)</b>	<b>COURT TRIAL</b>	<b>NO TRIAL</b>	<b>Total</b>
Felony Amended Down to Non-Felony		-	<b>1</b> 100.00%	<b>1</b> 100.00%
Felony Charges		<b>2</b> 2.44%	<b>80</b> 97.56%	<b>82</b> 100.00%
Felony Convictions		<b>2</b> 3.64%	<b>53</b> 96.36%	<b>55</b> 100.00%

*27A.460 (7) Percentage of disposition to guilty as charged by trial;  
 27A.460 (8) Percentage of those found guilty of lesser charge by trial;  
 27A.460 (9) Percentage of cases where jury trial taken;  
 27A.460 (10) Percentage of trials which are bench (court) trials; and*

**Shock Probation by  
Disposition Type**

	<b>27A.440 (3b)</b>	<b>Denied</b>	<b>Total</b>
0026090 SHOCK PROBATION IN FELONY CONVICTIONS		<b>8</b> 100.00%	<b>8</b> 100.0000%

**27A.440 (3) Cases in which shock probation has been granted:**  
 (b) Extracted data on shock probation shall be placed in the annual report of the Administrative Office of the Courts.



**ADMINISTRATIVE OFFICE OF THE COURTS**

Research & Statistics

**Annual Report FY 2018**

**Circuit Court - "Felony" Criminal Cases**

**OWSLEY**

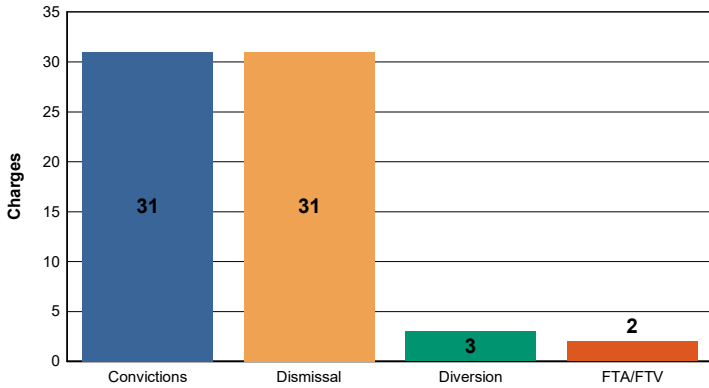
There were 67 felony level offenses and 9 non-felony level offenses disposed within 38 circuit criminal cases during the fiscal year. Non-felony offenses include misdemeanor, violation, local ordinance or other level offense(s) within those cases.

	<b>Charges</b>	<b>Cases</b>
<b>Felony</b>	67	38
<b>Felony amended to Non-Felony</b>	9	

Of those 67 felony offenses, 31 (46.27%) were convicted; were acquitted (%); and 31 (46.27%) were dismissed.

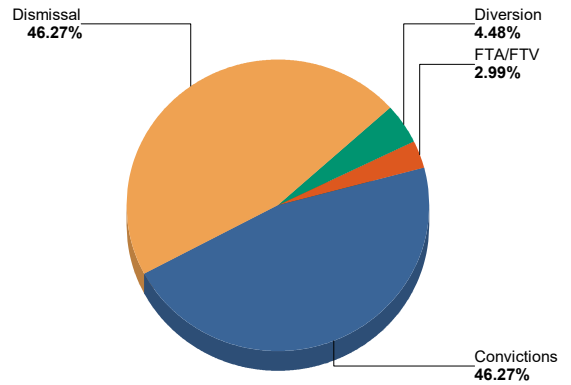
**Felony Charges by Disposition Type**

27A.460 - (1), (3), (4)



**Percent of Charges by Disposition Type**

27A.460 - (1), (3), (4)



**27A.460 (1) Conviction percentages;**

**27A.460 (3) Percentage of acquittals;**

**27A.460(4) Percentage of dismissals;**

\* "Others" disposition type include: Denied, Extradition, Grand Jury, Granted, Hung Jury, Merged, Mistrial, No Action Taken By Grand Jury, Other, Pardon - Prior to Adjudication Only, Peace Bond, Remanded, Set Aside/Voided, Sealed Records, Transfer, Drug Court Transfer, Vacated Judgment

**ADMINISTRATIVE OFFICE OF THE COURTS**

Research & Statistics

**Annual Report FY 2018**

**Circuit Court - "Felony" Criminal Cases**

**OWSLEY**

**Sentence Information by Charge Disposition Type**

27A.460 - (2)	Sentence Records	Jail or Prison Conditionally Discharged	Jail or Prison Suspended	Jail or Prison Time > 0	Net Costs > \$0.00	Net Fines > \$0.00	Net Home Incarceration Time	Net Home Incarceration Time Suspended	Net Probation Time Supervised	Net Probation Time Unsupervised	Net Suspended Costs > \$0.00	Net Suspended Fines > \$0.00	Other Conditions
Convicted	28	4 14.29%		28 100.00%	13 46.43%				1 3.57%				6 21.43%
Dismissed	2				2 100.00%								1 50.00%
Diverted	1	1 100.00%		1 100.00%									
	31	5		29	15				1				7

**27A.460 (2) Percentages of fines, imprisonment, or other penalty assessment;**

\* Percentages are based on total sentence records per category (convicted, acquitted...etc)

\* There can be multiple sentence conditions to a single charge.

**Plea Type**

27A.460 - (5), (6)		GUILTY	NOT GUILTY	UNKNOWN PLEA TYPE	TOTAL
Felony Charges	Original_Plea	-	5 7.46%	62 92.54%	67 100.00%
	Final_Plea	3 4.48%	2 2.99%	62 92.54%	67 100.00%
Felony amended to Non-Felony	Original_Plea	-	1 11.11%	8 88.89%	9 100.00%
	Final_Plea	-	1 11.11%	8 88.89%	9 100.00%

**27A.460 (5) Percentage of pleas as charges;**

**27A.460 (6) Percentage of pleas to reduce charges;**

**ADMINISTRATIVE OFFICE OF THE COURTS**

Research & Statistics

**Annual Report FY 2018**

**Circuit Court - "Felony" Criminal Cases**

**OWSLEY**

Cases can have multiple charges which are heard either by a court trial, jury trial, no trial or by a combination of trial types. Depending upon the seriousness of the offense and the consequences of a guilty verdict, defendants in criminal cases have the constitutional right to a jury of their peers. In a jury trial, the Judge decides questions of law, and the jury decides whether the defendant is guilty or not guilty on each of the offense(s) charged. In a court trial, the judge decides questions of law and decides if guilty or not guilty on each offense(s) charges. The cases are categorized by how all the charges within the case were disposed. If all charges were disposed by the same trial type, it's counted in the separate category, otherwise, it's counted within the "Mixed Trial" category. If a charge had a nothing entered or it had "no trial" it's counted in the "No Trial" category.

<b>Cases by Trial Type</b>	<b>27A.460 - (7), (8), (9), (10)</b>	<b>NO TRIAL</b>	<b>Total</b>
Felony Amended Down to Non-Felony		<b>6</b> 100.00%	<b>6</b> 100.00%
Felony Charges		<b>38</b> 100.00%	<b>38</b> 100.00%
Felony Convictions		<b>17</b> 100.00%	<b>17</b> 100.00%

*27A.460 (7) Percentage of disposition to guilty as charged by trial;  
 27A.460 (8) Percentage of those found guilty of lesser charge by trial;  
 27A.460 (9) Percentage of cases where jury trial taken;  
 27A.460 (10) Percentage of trials which are bench (court) trials; and*

**Shock Probation by  
Disposition Type**

	<b>27A.440 (3b)</b>	<b>Denied</b>	<b>Granted</b>	<b>Total</b>
0026090 SHOCK PROBATION IN FELONY CONVICTIONS		<b>4</b> 57.14%	<b>3</b> 42.86%	<b>7</b> 100.0000%

**27A.440 (3) Cases in which shock probation has been granted:**  
 (b) Extracted data on shock probation shall be placed in the annual report of the Administrative Office of the Courts.

**ADMINISTRATIVE OFFICE OF THE COURTS**

Research & Statistics

**Annual Report FY 2018**

**Circuit Court - "Felony" Criminal Cases**

**PENDLETON**

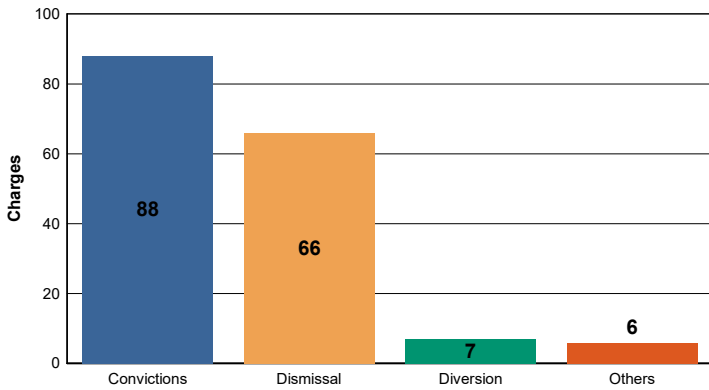
There were 167 felony level offenses and 1 non-felony level offenses disposed within 73 circuit criminal cases during the fiscal year. Non-felony offenses include misdemeanor, violation, local ordinance or other level offense(s) within those cases.

	<b>Charges</b>	<b>Cases</b>
<b>Felony</b>	167	73
<b>Felony amended to Non-Felony</b>	1	

Of those 167 felony offenses, 88 (52.69%) were convicted; were acquitted (%); and 66 (39.52%) were dismissed.

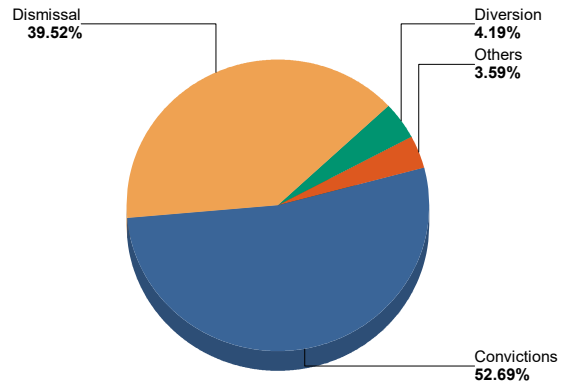
**Felony Charges by Disposition Type**

27A.460 - (1), (3), (4)



**Percent of Charges by Disposition Type**

27A.460 - (1), (3), (4)



**27A.460 (1) Conviction percentages;**

**27A.460 (3) Percentage of acquittals;**

**27A.460(4) Percentage of dismissals;**

\* "Others" disposition type include: Denied, Extradition, Grand Jury, Granted, Hung Jury, Merged, Mistrial, No Action Taken By Grand Jury, Other, Pardon - Prior to Adjudication Only, Peace Bond, Remanded, Set Aside/Voided, Sealed Records, Transfer, Drug Court Transfer, Vacated Judgment

**ADMINISTRATIVE OFFICE OF THE COURTS**

Research & Statistics

**Annual Report FY 2018**

**Circuit Court - "Felony" Criminal Cases**

**PENDLETON**

**Sentence Information by Charge Disposition Type**

27A.460 - (2)	Sentence Records	Jail or Prison Conditionally Discharged	Jail or Prison Suspended	Jail or Prison Time > 0	Net Costs > \$0.00	Net Fines > \$0.00	Net Home Incarceration Time	Net Home Incarceration Time Suspended	Net Probation Time Supervised	Net Probation Time Unsupervised	Net Suspended Costs > \$0.00	Net Suspended Fines > \$0.00	Other Conditions
Convicted	73	1 1.37%	33 45.21%	73 100.00%	42 57.53%	2 2.74%			34 46.58%				23 31.51%
Dismissed	7				4 57.14%								1 14.29%
Diverted	3				3 100.00%								
Others	6		2 33.33%	5 83.33%	3 50.00%				2 33.33%				1 16.67%
	89	1	35	78	52	2			36				25

**27A.460 (2) Percentages of fines, imprisonment, or other penalty assessment;**

\* Percentages are based on total sentence records per category (convicted, acquitted...etc)

\* There can be multiple sentence conditions to a single charge.

**Plea Type**

**27A.460 - (5), (6)**

		GUILTY	NOT GUILTY	UNKNOWN PLEA TYPE	TOTAL
Felony Charges	Original_Plea	9 5.39%	100 59.88%	58 34.73%	167 100.00%
	Final_Plea	109 65.27%	- 0.00%	58 34.73%	167 100.00%
Felony amended to Non-Felony	Original_Plea	- 0.00%	- 0.00%	1 100.00%	1 100.00%
	Final_Plea	- 0.00%	- 0.00%	1 100.00%	1 100.00%

**27A.460 (5) Percentage of pleas as charges;**

**27A.460 (6) Percentage of pleas to reduce charges;**

**ADMINISTRATIVE OFFICE OF THE COURTS**

Research & Statistics

**Annual Report FY 2018**

**Circuit Court - "Felony" Criminal Cases**

**PENDLETON**

Cases can have multiple charges which are heard either by a court trial, jury trial, no trial or by a combination of trial types. Depending upon the seriousness of the offense and the consequences of a guilty verdict, defendants in criminal cases have the constitutional right to a jury of their peers. In a jury trial, the Judge decides questions of law, and the jury decides whether the defendant is guilty or not guilty on each of the offense(s) charged. In a court trial, the judge decides questions of law and decides if guilty or not guilty on each offense(s) charges. The cases are categorized by how all the charges within the case were disposed. If all charges were disposed by the same trial type, it's counted in the separate category, otherwise, it's counted within the "Mixed Trial" category. If a charge had a nothing entered or it had "no trial" it's counted in the "No Trial" category.

<b>Cases by Trial Type</b>	<b>27A.460 - (7), (8), (9), (10)</b>	<b>NO TRIAL</b>	<b>Total</b>
Felony Amended Down to Non-Felony		<b>1</b> 100.00%	<b>1</b> 100.00%
Felony Charges		<b>73</b> 100.00%	<b>73</b> 100.00%
Felony Convictions		<b>48</b> 100.00%	<b>48</b> 100.00%

*27A.460 (7) Percentage of disposition to guilty as charged by trial;  
 27A.460 (8) Percentage of those found guilty of lesser charge by trial;  
 27A.460 (9) Percentage of cases where jury trial taken;  
 27A.460 (10) Percentage of trials which are bench (court) trials; and*

**Shock Probation by  
Disposition Type**

	<b>27A.440 (3b)</b>	<b>Denied</b>	<b>Granted</b>	<b>Total</b>
0026090 SHOCK PROBATION IN FELONY CONVICTIONS		<b>17</b> 73.91%	<b>6</b> 26.09%	<b>23</b> 100.0000%

**27A.440 (3) Cases in which shock probation has been granted:**  
 (b) Extracted data on shock probation shall be placed in the annual report of the Administrative Office of the Courts.

**ADMINISTRATIVE OFFICE OF THE COURTS**

Research & Statistics

**Annual Report FY 2018**

**Circuit Court - "Felony" Criminal Cases**

**PERRY**

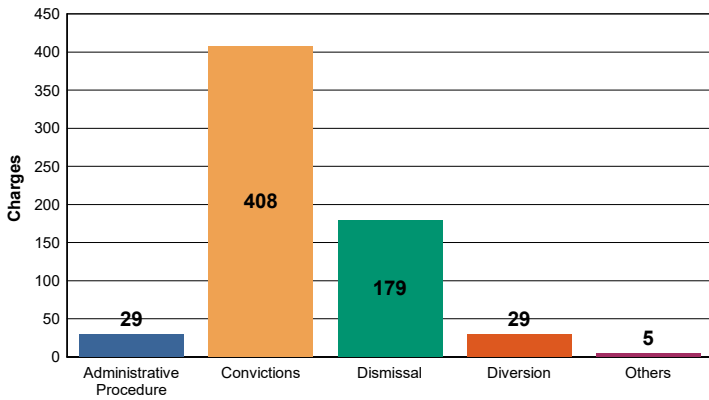
There were 650 felony level offenses and 46 non-felony level offenses disposed within 271 circuit criminal cases during the fiscal year. Non-felony offenses include misdemeanor, violation, local ordinance or other level offense(s) within those cases.

	<b>Charges</b>	<b>Cases</b>
<b>Felony</b>	650	271
<b>Felony amended to Non-Felony</b>	46	

Of those 650 felony offenses, 408 (62.77%) were convicted; 179 (27.54%) were dismissed; 29 (4.46%) were diverted; 29 (4.46%) were in administrative procedure; and 5 (0.77%) were in others.

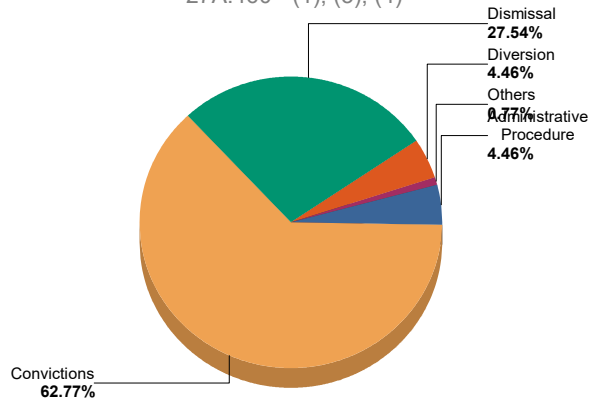
**Felony Charges by Disposition Type**

27A.460 - (1), (3), (4)



**Percent of Charges by Disposition Type**

27A.460 - (1), (3), (4)



**27A.460 (1) Conviction percentages;**

**27A.460 (3) Percentage of acquittals;**

**27A.460(4) Percentage of dismissals;**

\* "Others" disposition type include: Denied, Extradition, Grand Jury, Granted, Hung Jury, Merged, Mistrial, No Action Taken By Grand Jury, Other, Pardon - Prior to Adjudication Only, Peace Bond, Remanded, Set Aside/Voided, Sealed Records, Transfer, Drug Court Transfer, Vacated Judgment

**ADMINISTRATIVE OFFICE OF THE COURTS**

Research & Statistics

**Annual Report FY 2018**

**Circuit Court - "Felony" Criminal Cases**

**PERRY**

**Sentence Information by Charge Disposition Type**

27A.460 - (2)	Sentence Records	Jail or Prison Conditionally Discharged	Jail or Prison Suspended	Jail or Prison Time > 0	Net Costs > \$0.00	Net Fines > \$0.00	Net Home Incarceration Time	Net Home Incarceration Time Suspended	Net Probation Time Supervised	Net Probation Time Unsupervised	Net Suspended Costs > \$0.00	Net Suspended Fines > \$0.00	Other Conditions
Convicted	401		170	389	131	2			78	92			197
			42.39%	97.01%	32.67%	0.50%			19.45%	22.94%			49.13%
Dismissed	1				1								
					100.00%								
Others	3	3		3									
		100.00%		100.00%									
	405	3	170	392	132	2			78	92			197

**27A.460 (2) Percentages of fines, imprisonment, or other penalty assessment;**

\* Percentages are based on total sentence records per category (convicted, acquitted...etc)

\* There can be multiple sentence conditions to a single charge.

**Plea Type**

27A.460 - (5), (6)		NOT GUILTY	UNKNOWN PLEA TYPE	TOTAL
Felony Charges	Original_Plea	1	649	650
		0.15%	99.85%	100.00%
Felony amended to Non-Felony	Final_Plea	1	649	650
		0.15%	99.85%	100.00%
Felony amended to Non-Felony	Original_Plea	-	46	46
		0.00%	100.00%	100.00%
Felony amended to Non-Felony	Final_Plea	-	46	46
		0.00%	100.00%	100.00%

**27A.460 (5) Percentage of pleas as charges;**

**27A.460 (6) Percentage of pleas to reduce charges;**



**ADMINISTRATIVE OFFICE OF THE COURTS**

Research & Statistics

**Annual Report FY 2018**

**Circuit Court - "Felony" Criminal Cases**

**PERRY**

Cases can have multiple charges which are heard either by a court trial, jury trial, no trial or by a combination of trial types. Depending upon the seriousness of the offense and the consequences of a guilty verdict, defendants in criminal cases have the constitutional right to a jury of their peers. In a jury trial, the Judge decides questions of law, and the jury decides whether the defendant is guilty or not guilty on each of the offense(s) charged. In a court trial, the judge decides questions of law and decides if guilty or not guilty on each offense(s) charges. The cases are categorized by how all the charges within the case were disposed. If all charges were disposed by the same trial type, it's counted in the separate category, otherwise, it's counted within the "Mixed Trial" category. If a charge had a nothing entered or it had "no trial" it's counted in the "No Trial" category.

<b>Cases by Trial Type</b>	<b>27A.460 - (7), (8), (9), (10)</b>	<b>NO TRIAL</b>	<b>Total</b>
Felony Amended Down to Non-Felony		<b>32</b> 100.00%	<b>32</b> 100.00%
Felony Charges		<b>271</b> 100.00%	<b>271</b> 100.00%
Felony Convictions		<b>184</b> 100.00%	<b>184</b> 100.00%

*27A.460 (7) Percentage of disposition to guilty as charged by trial;  
 27A.460 (8) Percentage of those found guilty of lesser charge by trial;  
 27A.460 (9) Percentage of cases where jury trial taken;  
 27A.460 (10) Percentage of trials which are bench (court) trials; and*

**Shock Probation by  
Disposition Type**

	<b>27A.440 (3b)</b>	<b>Granted</b>	<b>Total</b>
0026090 SHOCK PROBATION IN FELONY CONVICTIONS		<b>5</b> 83.33%	<b>5</b> 83.3333%
0026100 SHOCK PROBATION IN MISDEMEANOR CONVICTIONS		<b>1</b> 16.67%	<b>1</b> 16.6667%

**27A.440 (3) Cases in which shock probation has been granted:**  
 (b) Extracted data on shock probation shall be placed in the annual report of the Administrative Office of the Courts.

**ADMINISTRATIVE OFFICE OF THE COURTS**

Research & Statistics

**Annual Report FY 2018**

**Circuit Court - "Felony" Criminal Cases**

**PIKE**

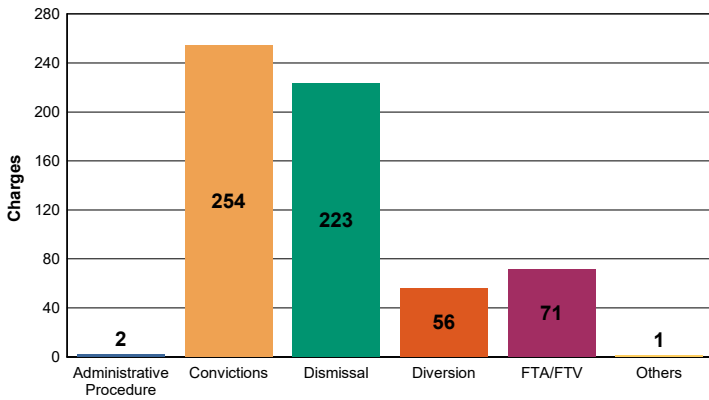
There were 607 felony level offenses and 77 non-felony level offenses disposed within 360 circuit criminal cases during the fiscal year. Non-felony offenses include misdemeanor, violation, local ordinance or other level offense(s) within those cases.

	<b>Charges</b>	<b>Cases</b>
<b>Felony</b>	607	360
<b>Felony amended to Non-Felony</b>	77	

Of those 607 felony offenses, 254 (41.85%) were convicted; were acquitted (%); and 223 (36.74%) were dismissed.

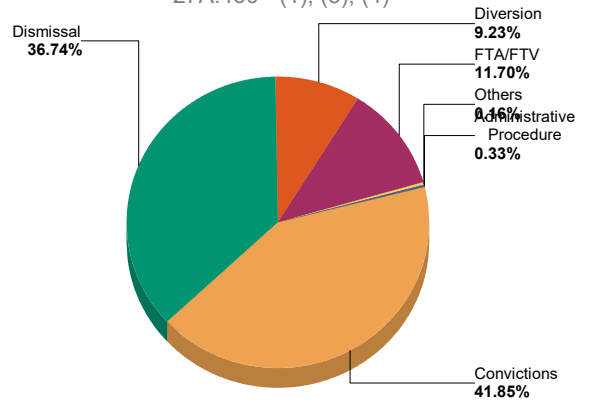
**Felony Charges by Disposition Type**

27A.460 - (1), (3), (4)



**Percent of Charges by Disposition Type**

27A.460 - (1), (3), (4)



**27A.460 (1) Conviction percentages;**

**27A.460 (3) Percentage of acquittals;**

**27A.460(4) Percentage of dismissals;**

\* "Others" disposition type include: Denied, Extradition, Grand Jury, Granted, Hung Jury, Merged, Mistrial, No Action Taken By Grand Jury, Other, Pardon - Prior to Adjudication Only, Peace Bond, Remanded, Set Aside/Voided, Sealed Records, Transfer, Drug Court Transfer, Vacated Judgment

**ADMINISTRATIVE OFFICE OF THE COURTS**

Research & Statistics

Annual Report FY 2018

Circuit Court - "Felony" Criminal Cases

**PIKE**

**Sentence Information by Charge Disposition Type**

27A.460 - (2)	Sentence Records	Jail or Prison Conditionally Discharged	Jail or Prison Suspended	Jail or Prison Time > 0	Net Costs > \$0.00	Net Fines > \$0.00	Net Home Incarceration Time	Net Home Incarceration Time Suspended	Net Probation Time Supervised	Net Probation Time Unsupervised	Net Suspended Costs > \$0.00	Net Suspended Fines > \$0.00	Other Conditions
Convicted	251	86 34.26%	251 100.00%	63 25.10%	-	-	-	-	75 29.88%	3 1.20%	-	-	92 36.65%
Dismissed	26	22 84.62%	22 84.62%	1 3.85%	-	-	-	-	15 57.69%	3 11.54%	-	-	21 80.77%
Diverted	52	50 96.15%	51 98.08%	1 1.92%	-	-	-	-	39 75.00%	3 5.77%	-	-	47 90.38%
Others	1	1 100.00%	1 100.00%	-	-	-	-	-	1 100.00%	-	-	-	1 100.00%
	<b>330</b>	<b>159</b>	<b>325</b>	<b>65</b>	-	-	-	-	<b>130</b>	<b>9</b>	-	-	<b>161</b>

**27A.460 (2) Percentages of fines, imprisonment, or other penalty assessment;**

\* Percentages are based on total sentence records per category (convicted, acquitted...etc)

\* There can be multiple sentence conditions to a single charge.

**Plea Type**

27A.460 - (5), (6)

		GUILTY	NOT GUILTY	UNKNOWN PLEA TYPE	TOTAL
Felony Charges	Original_Plea	-	11 1.81%	596 98.19%	607 100.00%
	Final_Plea	10 1.65%	1 0.16%	596 98.19%	607 100.00%
Felony amended to Non-Felony	Original_Plea	-	-	77 100.00%	77 100.00%
	Final_Plea	-	-	77 100.00%	77 100.00%

**27A.460 (5) Percentage of pleas as charges;**

**27A.460 (6) Percentage of pleas to reduce charges;**

**ADMINISTRATIVE OFFICE OF THE COURTS**

Research & Statistics

**Annual Report FY 2018**

**Circuit Court - "Felony" Criminal Cases**

**PIKE**

Cases can have multiple charges which are heard either by a court trial, jury trial, no trial or by a combination of trial types. Depending upon the seriousness of the offense and the consequences of a guilty verdict, defendants in criminal cases have the constitutional right to a jury of their peers. In a jury trial, the Judge decides questions of law, and the jury decides whether the defendant is guilty or not guilty on each of the offense(s) charged. In a court trial, the judge decides questions of law and decides if guilty or not guilty on each offense(s) charges. The cases are categorized by how all the charges within the case were disposed. If all charges were disposed by the same trial type, it's counted in the separate category, otherwise, it's counted within the "Mixed Trial" category. If a charge had a nothing entered or it had "no trial" it's counted in the "No Trial" category.

<b>Cases by Trial Type</b>	<b>27A.460 - (7), (8), (9), (10)</b>	<b>JURY TRIAL</b>	<b>NO TRIAL</b>	<b>Total</b>
Felony Amended Down to Non-Felony		-	<b>71</b> 100.00%	<b>71</b> 100.00%
Felony Charges		<b>1</b> 0.28%	<b>359</b> 99.72%	<b>360</b> 100.00%
Felony Convictions		-	<b>182</b> 100.00%	<b>182</b> 100.00%

*27A.460 (7) Percentage of disposition to guilty as charged by trial;  
 27A.460 (8) Percentage of those found guilty of lesser charge by trial;  
 27A.460 (9) Percentage of cases where jury trial taken;  
 27A.460 (10) Percentage of trials which are bench (court) trials; and*

**Shock Probation by  
Disposition Type**

	<b>27A.440 (3b)</b>	<b>Denied</b>	<b>Granted</b>	<b>Total</b>
0026090 SHOCK PROBATION IN FELONY CONVICTIONS		<b>21</b> 87.50%	<b>3</b> 12.50%	<b>24</b> 100.0000%

**27A.440 (3) Cases in which shock probation has been granted:**  
 (b) Extracted data on shock probation shall be placed in the annual report of the Administrative Office of the Courts.

**ADMINISTRATIVE OFFICE OF THE COURTS**

Research & Statistics

**Annual Report FY 2018**

**Circuit Court - "Felony" Criminal Cases**

**PIKE**

**Youthful Offenders**

Note: Per statute 635.020 (7) If a person who is eighteen (18) or older and before the court is charged with a felony that occurred prior to his eighteenth birthday, the court shall, upon motion of the county attorney made prior to adjudication, and after the county attorney has consulted with the Commonwealth's attorney, that the child be proceeded against as a youthful offender, proceed in accordance with the provisions of KRS 640.010.

The youthful offender data is pulled by looking at the circuit criminal cases with defendant's age calculated from date of birth to the case filing date, which is under 18, however, those eighteen(18) or older may not be accounted.

There were 1 felony level offenses and 0 non-felony level offenses disposed within 1 circuit criminal cases during the fiscal year. Non-felony offenses include misdemeanor, violation, local ordinance or other level offense(s) within those cases.

27A.460 - (11)	Charges	Cases
Felony	1	1
Felony amended to Non-Felony	-	

**27A.460 (11) The number of juvenile offenders tried as an adult.**

Of the 1 felony level offenses disposed within the youthful offender cases, (%) charges were convicted.

Youthful Offender	Diversion	Total
Felony Charges by Disposition Type	1 100.00%	1 100.00%

**ADMINISTRATIVE OFFICE OF THE COURTS**

Research & Statistics

**Annual Report FY 2018**

**Circuit Court - "Felony" Criminal Cases**

**POWELL**

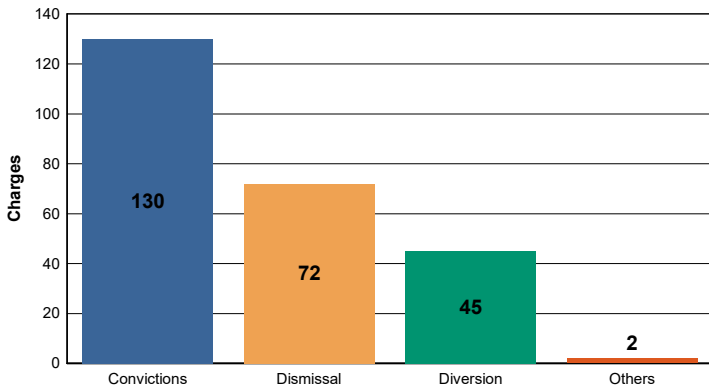
There were 249 felony level offenses and 8 non-felony level offenses disposed within 176 circuit criminal cases during the fiscal year. Non-felony offenses include misdemeanor, violation, local ordinance or other level offense(s) within those cases.

	<b>Charges</b>	<b>Cases</b>
<b>Felony</b>	249	176
<b>Felony amended to Non-Felony</b>	8	

Of those 249 felony offenses, 130 (52.21%) were convicted; were acquitted (%); and 72 (28.92%) were dismissed.

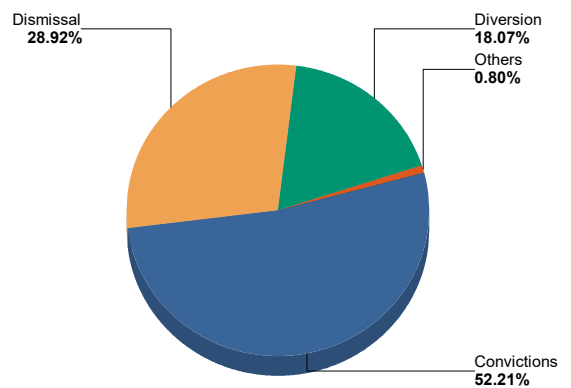
**Felony Charges by Disposition Type**

27A.460 - (1), (3), (4)



**Percent of Charges by Disposition Type**

27A.460 - (1), (3), (4)



**27A.460 (1) Conviction percentages;**

**27A.460 (3) Percentage of acquittals;**

**27A.460(4) Percentage of dismissals;**

\* "Others" disposition type include: Denied, Extradition, Grand Jury, Granted, Hung Jury, Merged, Mistrial, No Action Taken By Grand Jury, Other, Pardon - Prior to Adjudication Only, Peace Bond, Remanded, Set Aside/Voided, Sealed Records, Transfer, Drug Court Transfer, Vacated Judgment

**ADMINISTRATIVE OFFICE OF THE COURTS**

Research & Statistics

**Annual Report FY 2018**

**Circuit Court - "Felony" Criminal Cases**

**POWELL**

**Sentence Information by Charge Disposition Type**

27A.460 - (2)	Sentence Records	Jail or Prison Conditionally Discharged	Jail or Prison Suspended	Jail or Prison Time > 0	Net Costs > \$0.00	Net Fines > \$0.00	Net Home Incarceration Time	Net Home Incarceration Time Suspended	Net Probation Time Supervised	Net Probation Time Unsupervised	Net Suspended Costs > \$0.00	Net Suspended Fines > \$0.00	Other Conditions
Convicted	116	3 2.59%	90 77.59%	116 100.00%	80 68.97%				84 72.41%	7 6.03%			62 53.45%
Dismissed	9		5 55.56%	6 66.67%	6 66.67%				3 33.33%	1 11.11%			1 11.11%
Diverted	7				5 71.43%								
Others	2		2 100.00%	2 100.00%	1 50.00%				2 100.00%				
	<b>134</b>	<b>3</b>	<b>97</b>	<b>124</b>	<b>92</b>				<b>89</b>	<b>8</b>			<b>63</b>

**27A.460 (2) Percentages of fines, imprisonment, or other penalty assessment;**

\* Percentages are based on total sentence records per category (convicted, acquitted...etc)

\* There can be multiple sentence conditions to a single charge.

**Plea Type**

**27A.460 - (5), (6)**

		GUILTY	NOT GUILTY	UNKNOWN PLEA TYPE	TOTAL
Felony Charges	Original_Plea	1 0.40%	68 27.31%	180 72.29%	249 100.00%
	Final_Plea	65 26.10%	4 1.61%	180 72.29%	249 100.00%
Felony amended to Non-Felony	Original_Plea	-	-	8 100.00%	8 100.00%
	Final_Plea	-	-	8 100.00%	8 100.00%

**27A.460 (5) Percentage of pleas as charges;**

**27A.460 (6) Percentage of pleas to reduce charges;**

**ADMINISTRATIVE OFFICE OF THE COURTS**

Research & Statistics

**Annual Report FY 2018**

**Circuit Court - "Felony" Criminal Cases**

**POWELL**

Cases can have multiple charges which are heard either by a court trial, jury trial, no trial or by a combination of trial types. Depending upon the seriousness of the offense and the consequences of a guilty verdict, defendants in criminal cases have the constitutional right to a jury of their peers. In a jury trial, the Judge decides questions of law, and the jury decides whether the defendant is guilty or not guilty on each of the offense(s) charged. In a court trial, the judge decides questions of law and decides if guilty or not guilty on each offense(s) charges. The cases are categorized by how all the charges within the case were disposed. If all charges were disposed by the same trial type, it's counted in the separate category, otherwise, it's counted within the "Mixed Trial" category. If a charge had a nothing entered or it had "no trial" it's counted in the "No Trial" category.

<b>Cases by Trial Type</b>	<b>27A.460 - (7), (8), (9), (10)</b>	<b>NO TRIAL</b>	<b>Total</b>
Felony Amended Down to Non-Felony	<b>6</b> 100.00%	<b>6</b> 100.00%	<b>6</b> 100.00%
Felony Charges	<b>176</b> 100.00%	<b>176</b> 100.00%	<b>176</b> 100.00%
Felony Convictions	<b>88</b> 100.00%	<b>88</b> 100.00%	<b>88</b> 100.00%

*27A.460 (7) Percentage of disposition to guilty as charged by trial;  
 27A.460 (8) Percentage of those found guilty of lesser charge by trial;  
 27A.460 (9) Percentage of cases where jury trial taken;  
 27A.460 (10) Percentage of trials which are bench (court) trials; and*

**Shock Probation by  
Disposition Type**

	<b>27A.440 (3b)</b>	<b>Denied</b>	<b>Granted</b>	<b>Total</b>
0026090 SHOCK PROBATION IN FELONY CONVICTIONS		<b>21</b> 84.00%	<b>4</b> 16.00%	<b>25</b> 100.0000%

**27A.440 (3) Cases in which shock probation has been granted:**  
 (b) Extracted data on shock probation shall be placed in the annual report of the Administrative Office of the Courts.



**ADMINISTRATIVE OFFICE OF THE COURTS**

Research & Statistics

**Annual Report FY 2018**

**Circuit Court - "Felony" Criminal Cases**

**PULASKI**

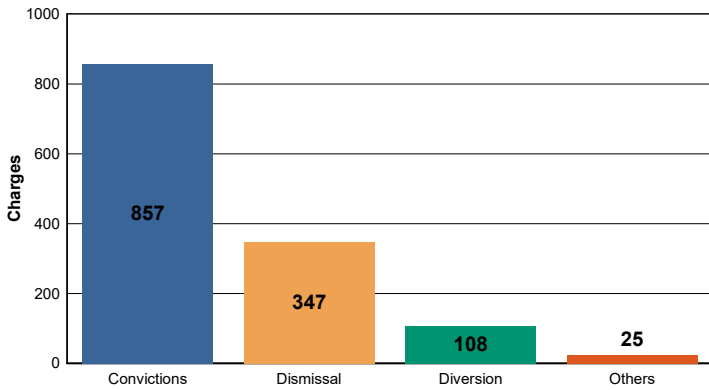
There were 1,337 felony level offenses and 39 non-felony level offenses disposed within 758 circuit criminal cases during the fiscal year. Non-felony offenses include misdemeanor, violation, local ordinance or other level offense(s) within those cases.

	<b>Charges</b>	<b>Cases</b>
<b>Felony</b>	1,337	758
<b>Felony amended to Non-Felony</b>	39	

Of those 1,337 felony offenses, 857 (64.10%) were convicted; were acquitted (%); and 347 (25.95%) were dismissed.

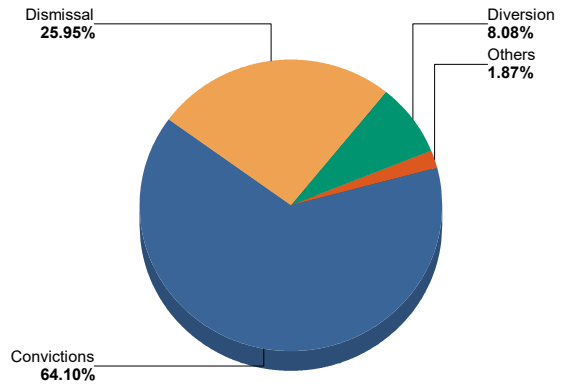
**Felony Charges by Disposition Type**

27A.460 - (1), (3), (4)



**Percent of Charges by Disposition Type**

27A.460 - (1), (3), (4)



**27A.460 (1) Conviction percentages;**

**27A.460 (3) Percentage of acquittals;**

**27A.460(4) Percentage of dismissals;**

\* "Others" disposition type include: Denied, Extradition, Grand Jury, Granted, Hung Jury, Merged, Mistrial, No Action Taken By Grand Jury, Other, Pardon - Prior to Adjudication Only, Peace Bond, Remanded, Set Aside/Voided, Sealed Records, Transfer, Drug Court Transfer, Vacated Judgment

**ADMINISTRATIVE OFFICE OF THE COURTS**

Research & Statistics

**Annual Report FY 2018**

**Circuit Court - "Felony" Criminal Cases**

**PULASKI**

**Sentence Information by Charge Disposition Type**

27A.460 - (2)	Sentence Records	Jail or Prison Conditionally Discharged	Jail or Prison Suspended	Jail or Prison Time > 0	Net Costs > \$0.00	Net Fines > \$0.00	Net Home Incarceration Time	Net Home Incarceration Time Suspended	Net Probation Time Supervised	Net Probation Time Unsupervised	Net Suspended Costs > \$0.00	Net Suspended Fines > \$0.00	Other Conditions
Convicted	826		247	819	181	3			193	1			43
			29.90%	99.15%	21.91%	0.36%			23.37%	0.12%			5.21%
Dismissed	16		12	14	14				6				3
			75.00%	87.50%	87.50%				37.50%				18.75%
Diverted	54				54								1
					100.00%								1.85%
	896		259	833	249	3			199	1			47

27A.460 (2) Percentages of fines, imprisonment, or other penalty assessment;

\* Percentages are based on total sentence records per category (convicted, acquitted...etc)

\* There can be multiple sentence conditions to a single charge.

**Plea Type**

Plea Type	27A.460 - (5), (6)	GUILTY	NOT GUILTY	UNKNOWN PLEA TYPE	TOTAL
Felony Charges	Original_Plea	833	3	501	1,337
		62.30%	0.22%	37.47%	100.00%
	Final_Plea	833	3	501	1,337
		62.30%	0.22%	37.47%	100.00%
Felony amended to Non-Felony	Original_Plea	1	-	38	39
		2.56%	0.00%	97.44%	100.00%
	Final_Plea	1	-	38	39
		2.56%	0.00%	97.44%	100.00%

27A.460 (5) Percentage of pleas as charges;

27A.460 (6) Percentage of pleas to reduce charges;

**ADMINISTRATIVE OFFICE OF THE COURTS**

Research & Statistics

**Annual Report FY 2018**

**Circuit Court - "Felony" Criminal Cases**

**PULASKI**

Cases can have multiple charges which are heard either by a court trial, jury trial, no trial or by a combination of trial types. Depending upon the seriousness of the offense and the consequences of a guilty verdict, defendants in criminal cases have the constitutional right to a jury of their peers. In a jury trial, the Judge decides questions of law, and the jury decides whether the defendant is guilty or not guilty on each of the offense(s) charged. In a court trial, the judge decides questions of law and decides if guilty or not guilty on each offense(s) charges. The cases are categorized by how all the charges within the case were disposed. If all charges were disposed by the same trial type, it's counted in the separate category, otherwise, it's counted within the "Mixed Trial" category. If a charge had a nothing entered or it had "no trial" it's counted in the "No Trial" category.

<b>Cases by Trial Type</b>	<b>27A.460 - (7), (8), (9), (10)</b>	<b>JURY TRIAL</b>	<b>NO TRIAL</b>	<b>Total</b>
Felony Amended Down to Non-Felony		-	<b>37</b> 100.00%	<b>37</b> 100.00%
Felony Charges		<b>1</b> 0.13%	<b>757</b> 99.87%	<b>758</b> 100.00%
Felony Convictions		<b>1</b> 0.17%	<b>605</b> 99.83%	<b>606</b> 100.00%

*27A.460 (7) Percentage of disposition to guilty as charged by trial;  
 27A.460 (8) Percentage of those found guilty of lesser charge by trial;  
 27A.460 (9) Percentage of cases where jury trial taken;  
 27A.460 (10) Percentage of trials which are bench (court) trials; and*

**Shock Probation by  
Disposition Type**

	<b>27A.440 (3b)</b>	<b>Denied</b>	<b>Granted</b>	<b>Total</b>
0026090 SHOCK PROBATION IN FELONY CONVICTIONS		<b>20</b> 80.00%	<b>5</b> 20.00%	<b>25</b> 100.0000%

**27A.440 (3) Cases in which shock probation has been granted:**  
 (b) Extracted data on shock probation shall be placed in the annual report of the Administrative Office of the Courts.

**ADMINISTRATIVE OFFICE OF THE COURTS**

Research & Statistics

**Annual Report FY 2018**

**Circuit Court - "Felony" Criminal Cases**

**ROBERTSON**

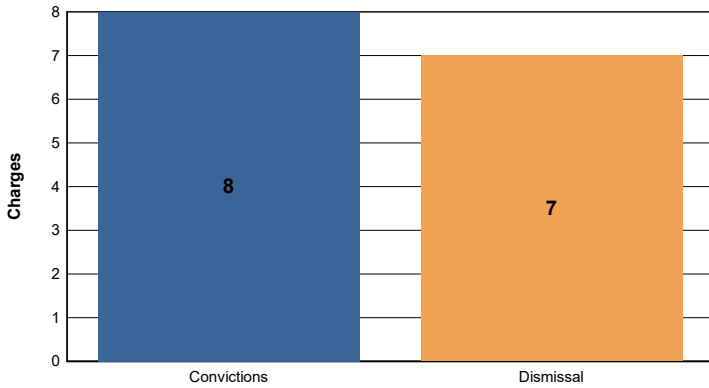
There were 15 felony level offenses and 0 non-felony level offenses disposed within 6 circuit criminal cases during the fiscal year. Non-felony offenses include misdemeanor, violation, local ordinance or other level offense(s) within those cases.

	<b>Charges</b>	<b>Cases</b>
<b>Felony</b>	15	6
<b>Felony amended to Non-Felony</b>	0	

Of those 15 felony offenses, 8 (53.33%) were convicted; were acquitted (%); and 7 (46.67%) were dismissed.

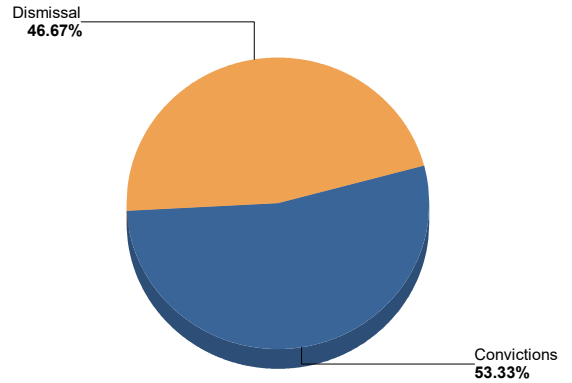
**Felony Charges by Disposition Type**

27A.460 - (1), (3), (4)



**Percent of Charges by Disposition Type**

27A.460 - (1), (3), (4)



**27A.460 (1) Conviction percentages;**

**27A.460 (3) Percentage of acquittals;**

**27A.460(4) Percentage of dismissals;**

\* "Others" disposition type include: Denied, Extradition, Grand Jury, Granted, Hung Jury, Merged, Mistrial, No Action Taken By Grand Jury, Other, Pardon - Prior to Adjudication Only, Peace Bond, Remanded, Set Aside/Voided, Sealed Records, Transfer, Drug Court Transfer, Vacated Judgment

**ADMINISTRATIVE OFFICE OF THE COURTS**

Research & Statistics

**Annual Report FY 2018**

**Circuit Court - "Felony" Criminal Cases**

**ROBERTSON**

**Sentence Information by Charge Disposition Type**

27A.460 - (2)	Sentence Records	Jail or Prison Conditionally Discharged	Jail or Prison Suspended	Jail or Prison Time > 0	Net Costs > \$0.00	Net Fines > \$0.00	Net Home Incarceration Time	Net Home Incarceration Time Suspended	Net Probation Time Supervised	Net Probation Time Unsupervised	Net Suspended Costs > \$0.00	Net Suspended Fines > \$0.00	Other Conditions
Convicted	5	2 40.00%		5 100.00%	2 40.00%								2 40.00%
Dismissed	3			2 66.67%	2 66.67%								
	8	2		7	4								2

**27A.460 (2) Percentages of fines, imprisonment, or other penalty assessment;**

\* Percentages are based on total sentence records per category (convicted, acquitted...etc)

\* There can be multiple sentence conditions to a single charge.

**Plea Type**

**27A.460 - (5), (6)**

		GUILTY	NOT GUILTY	TOTAL
Felony Charges	Original_Plea	-	15 100.00%	15 100.00%
	Final_Plea	10 66.67%	5 33.33%	15 100.00%

**27A.460 (5) Percentage of pleas as charges;**

**27A.460 (6) Percentage of pleas to reduce charges;**

ADMINISTRATIVE OFFICE OF THE COURTS

Research & Statistics

Annual Report FY 2018

Circuit Court - "Felony" Criminal Cases

ROBERTSON

Cases can have multiple charges which are heard either by a court trial, jury trial, no trial or by a combination of trial types. Depending upon the seriousness of the offense and the consequences of a guilty verdict, defendants in criminal cases have the constitutional right to a jury of their peers. In a jury trial, the Judge decides questions of law, and the jury decides whether the defendant is guilty or not guilty on each of the offense(s) charged. In a court trial, the judge decides questions of law and decides if guilty or not guilty on each offense(s) charges. The cases are categorized by how all the charges within the case were disposed. If all charges were disposed by the same trial type, it's counted in the separate category, otherwise, it's counted within the "Mixed Trial" category. If a charge had a nothing entered or it had "no trial" it's counted in the "No Trial" category.

Cases by Trial Type	27A.460 - (7), (8), (9), (10)	NO TRIAL	Total
Felony Charges		6 100.00%	6 100.00%
Felony Convictions		3 100.00%	3 100.00%

27A.460 (7) Percentage of disposition to guilty as charged by trial;  
27A.460 (8) Percentage of those found guilty of lesser charge by trial;  
27A.460 (9) Percentage of cases where jury trial taken;  
27A.460 (10) Percentage of trials which are bench (court) trials; and

**ADMINISTRATIVE OFFICE OF THE COURTS**

Research & Statistics

**Annual Report FY 2018**

**Circuit Court - "Felony" Criminal Cases**

**ROCKCASTLE**

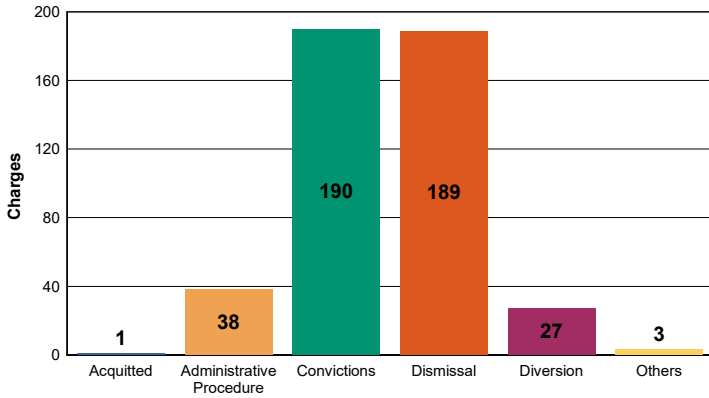
There were 448 felony level offenses and 39 non-felony level offenses disposed within 259 circuit criminal cases during the fiscal year. Non-felony offenses include misdemeanor, violation, local ordinance or other level offense(s) within those cases.

	<b>Charges</b>	<b>Cases</b>
<b>Felony</b>	448	259
<b>Felony amended to Non-Felony</b>	39	

Of those 448 felony offenses, 190 (42.41%) were convicted; 1 were acquitted (0.22%); and 189 (42.19%) were dismissed.

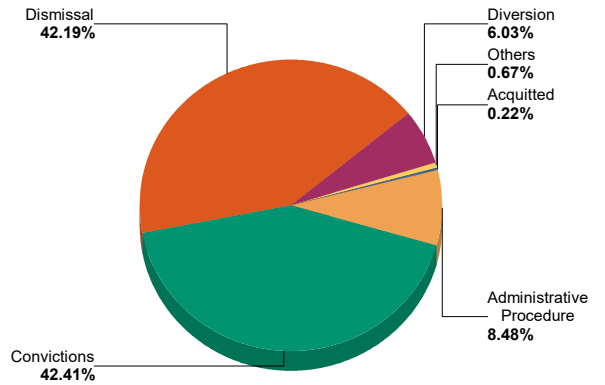
**Felony Charges by Disposition Type**

27A.460 - (1), (3), (4)



**Percent of Charges by Disposition Type**

27A.460 - (1), (3), (4)



**27A.460 (1) Conviction percentages;**

**27A.460 (3) Percentage of acquittals;**

**27A.460(4) Percentage of dismissals;**

\* "Others" disposition type include: Denied, Extradition, Grand Jury, Granted, Hung Jury, Merged, Mistrial, No Action Taken By Grand Jury, Other, Pardon - Prior to Adjudication Only, Peace Bond, Remanded, Set Aside/Voided, Sealed Records, Transfer, Drug Court Transfer, Vacated Judgment

**ADMINISTRATIVE OFFICE OF THE COURTS**

Research & Statistics

**Annual Report FY 2018**

**Circuit Court - "Felony" Criminal Cases**

**ROCKCASTLE**

**Sentence Information by Charge Disposition Type**

27A.460 - (2)	Sentence Records	Jail or Prison Conditionally Discharged	Jail or Prison Suspended	Jail or Prison Time > 0	Net Costs > \$0.00	Net Fines > \$0.00	Net Home Incarceration Time	Net Home Incarceration Time Suspended	Net Probation Time Supervised	Net Probation Time Unsupervised	Net Suspended Costs > \$0.00	Net Suspended Fines > \$0.00	Other Conditions
Convicted	188		35	188	33	5			35				41
			18.62%	100.00%	17.55%	2.66%			18.62%				21.81%
	188		35	188	33	5			35				41

**27A.460 (2) Percentages of fines, imprisonment, or other penalty assessment;**

\* Percentages are based on total sentence records per category (convicted, acquitted...etc)

\* There can be multiple sentence conditions to a single charge.

**Plea Type**

27A.460 - (5), (6)		GUILTY	NOT GUILTY	UNKNOWN PLEA TYPE	TOTAL
Felony Charges	Original_Plea	-	4	444	448
		0.00%	0.89%	99.11%	100.00%
Felony amended to Non-Felony	Final_Plea	3	1	444	448
		0.67%	0.22%	99.11%	100.00%
Felony amended to Non-Felony	Original_Plea	-	1	38	39
		0.00%	2.56%	97.44%	100.00%
Felony amended to Non-Felony	Final_Plea	-	1	38	39
		0.00%	2.56%	97.44%	100.00%

**27A.460 (5) Percentage of pleas as charges;**

**27A.460 (6) Percentage of pleas to reduce charges;**



**ADMINISTRATIVE OFFICE OF THE COURTS**

Research & Statistics

**Annual Report FY 2018**

**Circuit Court - "Felony" Criminal Cases**

**ROCKCASTLE**

Cases can have multiple charges which are heard either by a court trial, jury trial, no trial or by a combination of trial types. Depending upon the seriousness of the offense and the consequences of a guilty verdict, defendants in criminal cases have the constitutional right to a jury of their peers. In a jury trial, the Judge decides questions of law, and the jury decides whether the defendant is guilty or not guilty on each of the offense(s) charged. In a court trial, the judge decides questions of law and decides if guilty or not guilty on each offense(s) charges. The cases are categorized by how all the charges within the case were disposed. If all charges were disposed by the same trial type, it's counted in the separate category, otherwise, it's counted within the "Mixed Trial" category. If a charge had a nothing entered or it had "no trial" it's counted in the "No Trial" category.

<b>Cases by Trial Type</b>	<b>27A.460 - (7), (8), (9), (10)</b>	<b>JURY TRIAL</b>	<b>NO TRIAL</b>	<b>Total</b>
Felony Amended Down to Non-Felony		<b>1</b> 2.86%	<b>34</b> 97.14%	<b>35</b> 100.00%
Felony Charges		<b>1</b> 0.39%	<b>258</b> 99.61%	<b>259</b> 100.00%
Felony Convictions		-	<b>163</b> 100.00%	<b>163</b> 100.00%

*27A.460 (7) Percentage of disposition to guilty as charged by trial;  
 27A.460 (8) Percentage of those found guilty of lesser charge by trial;  
 27A.460 (9) Percentage of cases where jury trial taken;  
 27A.460 (10) Percentage of trials which are bench (court) trials; and*

**Shock Probation by  
Disposition Type**

	<b>27A.440 (3b)</b>	<b>Denied</b>	<b>Granted</b>	<b>Total</b>
0026090 SHOCK PROBATION IN FELONY CONVICTIONS		<b>20</b> 90.91%	<b>1</b> 4.55%	<b>21</b> 95.4546%
0026100 SHOCK PROBATION IN MISDEMEANOR CONVICTIONS		<b>1</b> 4.55%	-	<b>1</b> 4.5455%

**27A.440 (3) Cases in which shock probation has been granted:**  
 (b) Extracted data on shock probation shall be placed in the annual report of the Administrative Office of the Courts.

**ADMINISTRATIVE OFFICE OF THE COURTS**

Research & Statistics

**Annual Report FY 2018**

**Circuit Court - "Felony" Criminal Cases**

**ROWAN**

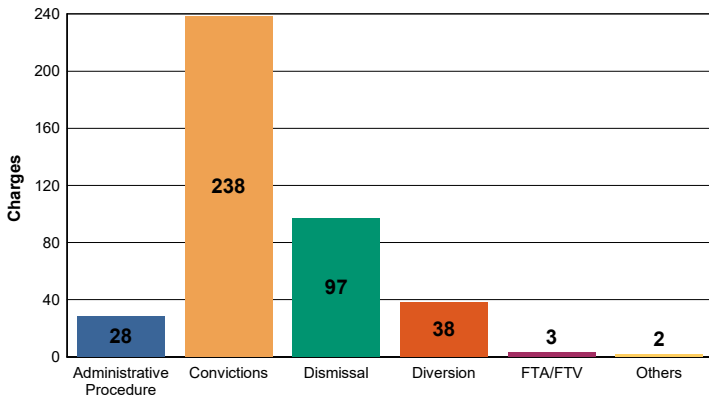
There were 406 felony level offenses and 17 non-felony level offenses disposed within 229 circuit criminal cases during the fiscal year. Non-felony offenses include misdemeanor, violation, local ordinance or other level offense(s) within those cases.

	<b>Charges</b>	<b>Cases</b>
<b>Felony</b>	406	229
<b>Felony amended to Non-Felony</b>	17	

Of those 406 felony offenses, 238 (58.62%) were convicted; were acquitted (%); and 97 (23.89%) were dismissed.

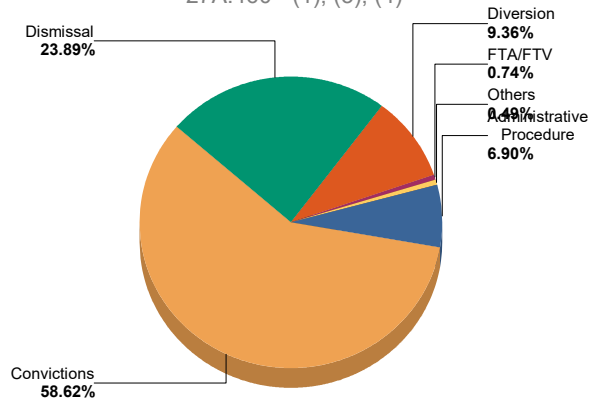
**Felony Charges by Disposition Type**

27A.460 - (1), (3), (4)



**Percent of Charges by Disposition Type**

27A.460 - (1), (3), (4)



**27A.460 (1) Conviction percentages;**

**27A.460 (3) Percentage of acquittals;**

**27A.460(4) Percentage of dismissals;**

\* "Others" disposition type include: Denied, Extradition, Grand Jury, Granted, Hung Jury, Merged, Mistrial, No Action Taken By Grand Jury, Other, Pardon - Prior to Adjudication Only, Peace Bond, Remanded, Set Aside/Voided, Sealed Records, Transfer, Drug Court Transfer, Vacated Judgment

**ADMINISTRATIVE OFFICE OF THE COURTS**

Research & Statistics

**Annual Report FY 2018**

**Circuit Court - "Felony" Criminal Cases**

**ROWAN**

**Sentence Information by Charge Disposition Type**

27A.460 - (2)	Sentence Records	Jail or Prison Conditionally Discharged	Jail or Prison Suspended	Jail or Prison Time > 0	Net Costs > \$0.00	Net Fines > \$0.00	Net Home Incarceration Time	Net Home Incarceration Time Suspended	Net Probation Time Supervised	Net Probation Time Unsupervised	Net Suspended Costs > \$0.00	Net Suspended Fines > \$0.00	Other Conditions
AP	2				1								2
					50.00%								100.00%
Convicted	214	2	97	214	102	9			93	3			193
		0.93%	45.33%	100.00%	47.66%	4.21%			43.46%	1.40%			90.19%
Dismissed	1												1
													100.00%
Diverted	3				3								
					100.00%								
	220	2	97	214	106	9			93	3			196

**27A.460 (2) Percentages of fines, imprisonment, or other penalty assessment;**

\* Percentages are based on total sentence records per category (convicted, acquitted...etc)

\* There can be multiple sentence conditions to a single charge.

**Plea Type**

**27A.460 - (5), (6)**

		GUILTY	NOT GUILTY	UNKNOWN PLEA TYPE	TOTAL
Felony Charges	Original_Plea	24	192	190	406
		5.91%	47.29%	46.80%	100.00%
Felony amended to Non-Felony	Final_Plea	216	-	190	406
		53.20%	0.00%	46.80%	100.00%
	Original_Plea	-	-	17	17
		0.00%	0.00%	100.00%	100.00%
	Final_Plea	-	-	17	17
		0.00%	0.00%	100.00%	100.00%

**27A.460 (5) Percentage of pleas as charges;**

**27A.460 (6) Percentage of pleas to reduce charges;**

**ADMINISTRATIVE OFFICE OF THE COURTS**

Research & Statistics

**Annual Report FY 2018**

**Circuit Court - "Felony" Criminal Cases**

**ROWAN**

Cases can have multiple charges which are heard either by a court trial, jury trial, no trial or by a combination of trial types. Depending upon the seriousness of the offense and the consequences of a guilty verdict, defendants in criminal cases have the constitutional right to a jury of their peers. In a jury trial, the Judge decides questions of law, and the jury decides whether the defendant is guilty or not guilty on each of the offense(s) charged. In a court trial, the judge decides questions of law and decides if guilty or not guilty on each offense(s) charges. The cases are categorized by how all the charges within the case were disposed. If all charges were disposed by the same trial type, it's counted in the separate category, otherwise, it's counted within the "Mixed Trial" category. If a charge had a nothing entered or it had "no trial" it's counted in the "No Trial" category.

<b>Cases by Trial Type</b>	<b>27A.460 - (7), (8), (9), (10)</b>	<b>JURY TRIAL</b>	<b>NO TRIAL</b>	<b>Total</b>
Felony Amended Down to Non-Felony		-	17 100.00%	17 100.00%
Felony Charges		2 0.87%	227 99.13%	229 100.00%
Felony Convictions		2 1.57%	125 98.43%	127 100.00%

*27A.460 (7) Percentage of disposition to guilty as charged by trial;  
 27A.460 (8) Percentage of those found guilty of lesser charge by trial;  
 27A.460 (9) Percentage of cases where jury trial taken;  
 27A.460 (10) Percentage of trials which are bench (court) trials; and*

**Shock Probation by  
Disposition Type**

	<b>27A.440 (3b)</b>	<b>Denied</b>	<b>Granted</b>	<b>Total</b>
0026090 SHOCK PROBATION IN FELONY CONVICTIONS		32 78.05%	9 21.95%	41 100.0000%

**27A.440 (3) Cases in which shock probation has been granted:**  
 (b) Extracted data on shock probation shall be placed in the annual report of the Administrative Office of the Courts.

**ADMINISTRATIVE OFFICE OF THE COURTS**

Research & Statistics

**Annual Report FY 2018**

**Circuit Court - "Felony" Criminal Cases**

**ROWAN**

**Youthful Offenders**

Note: Per statute 635.020 (7) If a person who is eighteen (18) or older and before the court is charged with a felony that occurred prior to his eighteenth birthday, the court shall, upon motion of the county attorney made prior to adjudication, and after the county attorney has consulted with the Commonwealth's attorney, that the child be proceeded against as a youthful offender, proceed in accordance with the provisions of KRS 640.010.

The youthful offender data is pulled by looking at the circuit criminal cases with defendant's age calculated from date of birth to the case filing date, which is under 18, however, those eighteen(18) or older may not be accounted.

There were 1 felony level offenses and 0 non-felony level offenses disposed within 1 circuit criminal cases during the fiscal year. Non-felony offenses include misdemeanor, violation, local ordinance or other level offense(s) within those cases.

27A.460 - (11)		Charges	Cases
Felony		1	1
Felony amended to Non-Felony		-	

**27A.460 (11) The number of juvenile offenders tried as an adult.**

Of the 1 felony level offenses disposed within the youthful offender cases, 1 (100.00%) charges were convicted.

Youthful Offender	Convictions	Total
	Felony Charges by Disposition Type	1 100.00%

Youthful Offender	GUILTY	Total
	Felony Charges Convicted by Disposition Type	1 100.00%

ADMINISTRATIVE OFFICE OF THE COURTS

Research & Statistics

Annual Report FY 2018

Circuit Court - "Felony" Criminal Cases

**RUSSELL**

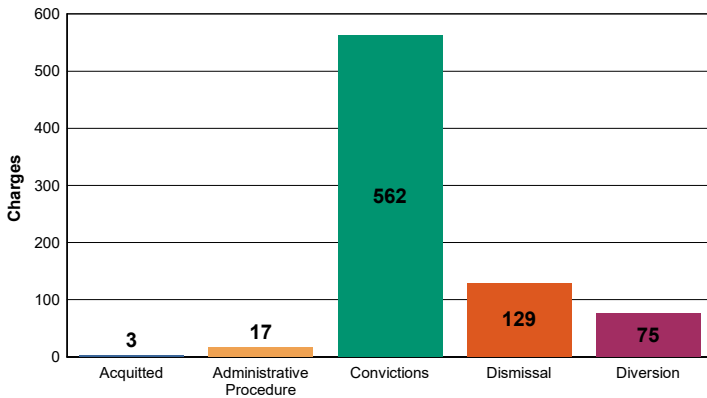
There were 786 felony level offenses and 17 non-felony level offenses disposed within 267 circuit criminal cases during the fiscal year. Non-felony offenses include misdemeanor, violation, local ordinance or other level offense(s) within those cases.

	Charges	Cases
Felony	786	267
Felony amended to Non-Felony	17	

Of those 786 felony offenses, 562 (71.50%) were convicted; 3 were acquitted (0.38%); and 129 (16.41%) were dismissed.

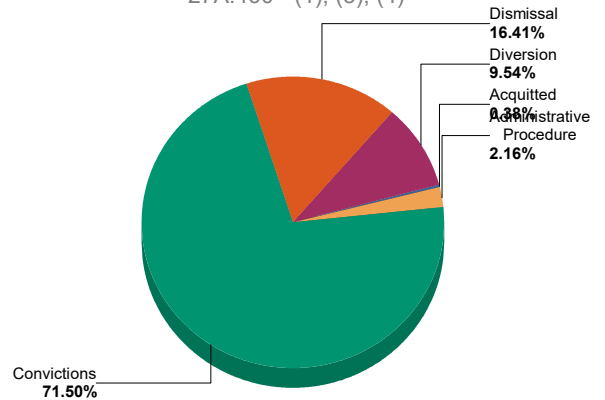
**Felony Charges by Disposition Type**

27A.460 - (1), (3), (4)



**Percent of Charges by Disposition Type**

27A.460 - (1), (3), (4)



**27A.460 (1) Conviction percentages;**

**27A.460 (3) Percentage of acquittals;**

**27A.460(4) Percentage of dismissals;**

\* "Others" disposition type include: Denied, Extradition, Grand Jury, Granted, Hung Jury, Merged, Mistrial, No Action Taken By Grand Jury, Other, Pardon - Prior to Adjudication Only, Peace Bond, Remanded, Set Aside/Voided, Sealed Records, Transfer, Drug Court Transfer, Vacated Judgment

**ADMINISTRATIVE OFFICE OF THE COURTS**

Research & Statistics

**Annual Report FY 2018**

**Circuit Court - "Felony" Criminal Cases**

**RUSSELL**

**Sentence Information by Charge Disposition Type**

27A.460 - (2)	Sentence Records	Jail or Prison Conditionally Discharged	Jail or Prison Suspended	Jail or Prison Time > 0	Net Costs > \$0.00	Net Fines > \$0.00	Net Home Incarceration Time	Net Home Incarceration Time Suspended	Net Probation Time Supervised	Net Probation Time Unsupervised	Net Suspended Costs > \$0.00	Net Suspended Fines > \$0.00	Other Conditions
Convicted	554		292 52.71%	554 100.00%	123 22.20%		5 0.90%		120 21.66%	172 31.05%			260 46.93%
Dismissed	1			1 100.00%									
	555		292	555	123		5		120	172			260

*27A.460 (2) Percentages of fines, imprisonment, or other penalty assessment;*

\* Percentages are based on total sentence records per category (convicted, acquitted...etc)

\* There can be multiple sentence conditions to a single charge.

**Plea Type**

27A.460 - (5), (6)		GUILTY	NOT GUILTY	UNKNOWN PLEA TYPE	TOTAL
Felony Charges	Original_Plea	58 7.38%	693 88.17%	35 4.45%	786 100.00%
	Final_Plea	643 81.81%	108 13.74%	35 4.45%	786 100.00%
Felony amended to Non-Felony	Original_Plea	1 5.88%	11 64.71%	5 29.41%	17 100.00%
	Final_Plea	1 5.88%	11 64.71%	5 29.41%	17 100.00%

*27A.460 (5) Percentage of pleas as charges;*

*27A.460 (6) Percentage of pleas to reduce charges;*

**ADMINISTRATIVE OFFICE OF THE COURTS**

Research & Statistics

**Annual Report FY 2018**

**Circuit Court - "Felony" Criminal Cases**

**RUSSELL**

Cases can have multiple charges which are heard either by a court trial, jury trial, no trial or by a combination of trial types. Depending upon the seriousness of the offense and the consequences of a guilty verdict, defendants in criminal cases have the constitutional right to a jury of their peers. In a jury trial, the Judge decides questions of law, and the jury decides whether the defendant is guilty or not guilty on each of the offense(s) charged. In a court trial, the judge decides questions of law and decides if guilty or not guilty on each offense(s) charges. The cases are categorized by how all the charges within the case were disposed. If all charges were disposed by the same trial type, it's counted in the separate category, otherwise, it's counted within the "Mixed Trial" category. If a charge had a nothing entered or it had "no trial" it's counted in the "No Trial" category.

<b>Cases by Trial Type</b>	<b>27A.460 - (7), (8), (9), (10)</b>	<b>JURY TRIAL</b>	<b>NO TRIAL</b>	<b>Total</b>
Felony Amended Down to Non-Felony		-	<b>14</b> 100.00%	<b>14</b> 100.00%
Felony Charges		<b>2</b> 0.75%	<b>265</b> 99.25%	<b>267</b> 100.00%
Felony Convictions		<b>2</b> 1.32%	<b>149</b> 98.68%	<b>151</b> 100.00%

*27A.460 (7) Percentage of disposition to guilty as charged by trial;  
 27A.460 (8) Percentage of those found guilty of lesser charge by trial;  
 27A.460 (9) Percentage of cases where jury trial taken;  
 27A.460 (10) Percentage of trials which are bench (court) trials; and*

**Shock Probation by  
Disposition Type**

	<b>27A.440 (3b)</b>	<b>Denied</b>	<b>Granted</b>	<b>Total</b>
0026090 SHOCK PROBATION IN FELONY CONVICTIONS		<b>32</b> 91.43%	<b>3</b> 8.57%	<b>35</b> 100.0000%

**27A.440 (3) Cases in which shock probation has been granted:**  
 (b) Extracted data on shock probation shall be placed in the annual report of the Administrative Office of the Courts.



**ADMINISTRATIVE OFFICE OF THE COURTS**

Research & Statistics

**Annual Report FY 2018**

**Circuit Court - "Felony" Criminal Cases**

**SCOTT**

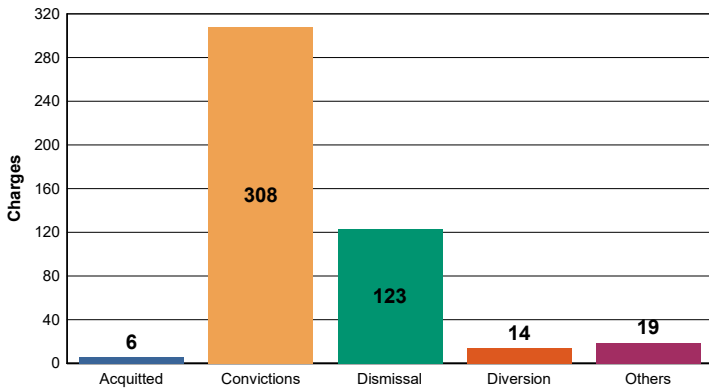
There were 470 felony level offenses and 74 non-felony level offenses disposed within 216 circuit criminal cases during the fiscal year. Non-felony offenses include misdemeanor, violation, local ordinance or other level offense(s) within those cases.

	<b>Charges</b>	<b>Cases</b>
<b>Felony</b>	470	216
<b>Felony amended to Non-Felony</b>	74	

Of those 470 felony offenses, 308 (65.53%) were convicted; 6 were acquitted (1.28%); and 123 (26.17%) were dismissed.

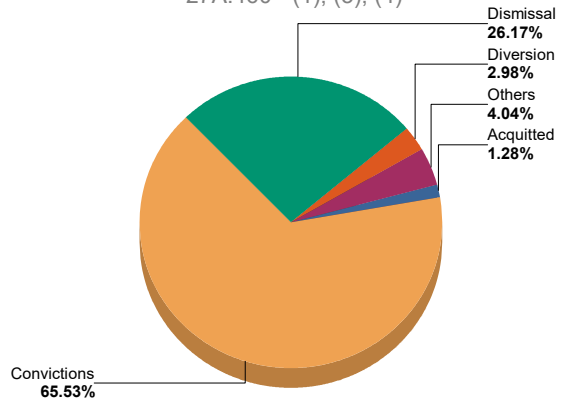
**Felony Charges by Disposition Type**

27A.460 - (1), (3), (4)



**Percent of Charges by Disposition Type**

27A.460 - (1), (3), (4)



**27A.460 (1) Conviction percentages;**

**27A.460 (3) Percentage of acquittals;**

**27A.460(4) Percentage of dismissals;**

\* "Others" disposition type include: Denied, Extradition, Grand Jury, Granted, Hung Jury, Merged, Mistrial, No Action Taken By Grand Jury, Other, Pardon - Prior to Adjudication Only, Peace Bond, Remanded, Set Aside/Voided, Sealed Records, Transfer, Drug Court Transfer, Vacated Judgment

**ADMINISTRATIVE OFFICE OF THE COURTS**

Research & Statistics

Annual Report FY 2018

Circuit Court - "Felony" Criminal Cases

**SCOTT**

**Sentence Information by Charge Disposition Type**

27A.460 - (2)	Sentence Records	Jail or Prison Conditionally Discharged	Jail or Prison Suspended	Jail or Prison Time > 0	Net Costs > \$0.00	Net Fines > \$0.00	Net Home Incarceration Time	Net Home Incarceration Time Suspended	Net Probation Time Supervised	Net Probation Time Unsupervised	Net Suspended Costs > \$0.00	Net Suspended Fines > \$0.00	Other Conditions
Convicted	306		135	306	127				122	10			56
			44.12%	100.00%	41.50%				39.87%	3.27%			18.30%
Dismissed	14		12	12	3				8	4			3
			85.71%	85.71%	21.43%				57.14%	28.57%			21.43%
Diverted	4		3	4	2				2	1			3
			75.00%	100.00%	50.00%				50.00%	25.00%			75.00%
Others	2		2	2					2				
			100.00%	100.00%					100.00%				
	326		152	324	132				134	15			62

**27A.460 (2) Percentages of fines, imprisonment, or other penalty assessment;**

\* Percentages are based on total sentence records per category (convicted, acquitted...etc)

\* There can be multiple sentence conditions to a single charge.

**Plea Type**

27A.460 - (5), (6)		GUILTY	NOT GUILTY	UNKNOWN PLEA TYPE	TOTAL
Felony Charges	Original_Plea	-	127	343	470
		0.00%	27.02%	72.98%	100.00%
Felony amended to Non-Felony	Final_Plea	117	12	341	470
		24.89%	2.55%	72.55%	100.00%
	Original_Plea	-	-	74	74
		0.00%	0.00%	100.00%	100.00%
	Final_Plea	3	-	71	74
		4.05%	0.00%	95.95%	100.00%

**27A.460 (5) Percentage of pleas as charges;**

**27A.460 (6) Percentage of pleas to reduce charges;**

**ADMINISTRATIVE OFFICE OF THE COURTS**

Research & Statistics

**Annual Report FY 2018**

**Circuit Court - "Felony" Criminal Cases**

**SCOTT**

Cases can have multiple charges which are heard either by a court trial, jury trial, no trial or by a combination of trial types. Depending upon the seriousness of the offense and the consequences of a guilty verdict, defendants in criminal cases have the constitutional right to a jury of their peers. In a jury trial, the Judge decides questions of law, and the jury decides whether the defendant is guilty or not guilty on each of the offense(s) charged. In a court trial, the judge decides questions of law and decides if guilty or not guilty on each offense(s) charges. The cases are categorized by how all the charges within the case were disposed. If all charges were disposed by the same trial type, it's counted in the separate category, otherwise, it's counted within the "Mixed Trial" category. If a charge had a nothing entered or it had "no trial" it's counted in the "No Trial" category.

<b>Cases by Trial Type</b>	<b>27A.460 - (7), (8), (9), (10)</b>	<b>COURT TRIAL</b>	<b>JURY TRIAL</b>	<b>NO TRIAL</b>	<b>Total</b>
Felony Amended Down to Non-Felony		-	-	<b>61</b> <i>100.00%</i>	<b>61</b> <i>100.00%</i>
Felony Charges		<b>2</b> <i>0.93%</i>	<b>1</b> <i>0.46%</i>	<b>213</b> <i>98.61%</i>	<b>216</b> <i>100.00%</i>
Felony Convictions		<b>2</b> <i>1.21%</i>	<b>1</b> <i>0.61%</i>	<b>162</b> <i>98.18%</i>	<b>165</b> <i>100.00%</i>

*27A.460 (7) Percentage of disposition to guilty as charged by trial;  
 27A.460 (8) Percentage of those found guilty of lesser charge by trial;  
 27A.460 (9) Percentage of cases where jury trial taken;  
 27A.460 (10) Percentage of trials which are bench (court) trials; and*

**ADMINISTRATIVE OFFICE OF THE COURTS**

Research & Statistics

**Annual Report FY 2018**

**Circuit Court - "Felony" Criminal Cases**

**SCOTT**

**Youthful Offenders**

Note: Per statute 635.020 (7) If a person who is eighteen (18) or older and before the court is charged with a felony that occurred prior to his eighteenth birthday, the court shall, upon motion of the county attorney made prior to adjudication, and after the county attorney has consulted with the Commonwealth's attorney, that the child be proceeded against as a youthful offender, proceed in accordance with the provisions of KRS 640.010.

The youthful offender data is pulled by looking at the circuit criminal cases with defendant's age calculated from date of birth to the case filing date, which is under 18, however, those eighteen(18) or older may not be accounted.

There were 3 felony level offenses and 0 non-felony level offenses disposed within 2 circuit criminal cases during the fiscal year. Non-felony offenses include misdemeanor, violation, local ordinance or other level offense(s) within those cases.

27A.460 - (11)		Charges	Cases
Felony		3	2
Felony amended to Non-Felony		-	

**27A.460 (11) The number of juvenile offenders tried as an adult.**

Of the 3 felony level offenses disposed within the youthful offender cases, 2 (66.67%) charges were convicted.

Youthful Offender	Convictions	Dismissal	Total
	Felony Charges by Disposition Type	2 66.67%	1 33.33%

Youthful Offender	GUILTY	Total
	Felony Charges Convicted by Disposition Type	2 100.00%

**ADMINISTRATIVE OFFICE OF THE COURTS**

Research & Statistics

**Annual Report FY 2018**

**Circuit Court - "Felony" Criminal Cases**

**SHELBY**

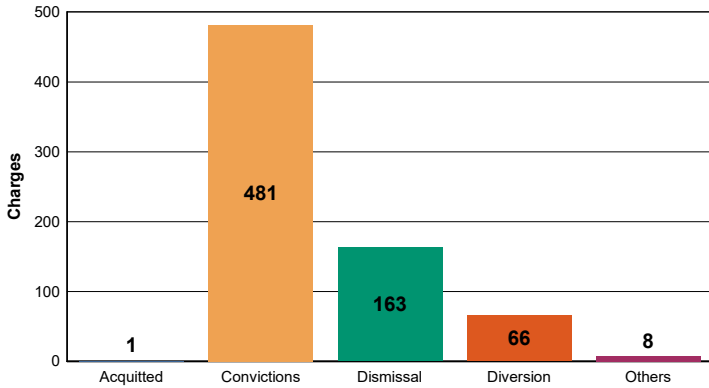
There were 719 felony level offenses and 7 non-felony level offenses disposed within 410 circuit criminal cases during the fiscal year. Non-felony offenses include misdemeanor, violation, local ordinance or other level offense(s) within those cases.

	<b>Charges</b>	<b>Cases</b>
<b>Felony</b>	719	410
<b>Felony amended to Non-Felony</b>	7	

Of those 719 felony offenses, 481 (66.90%) were convicted; 1 were acquitted (0.14%); and 163 (22.67%) were dismissed.

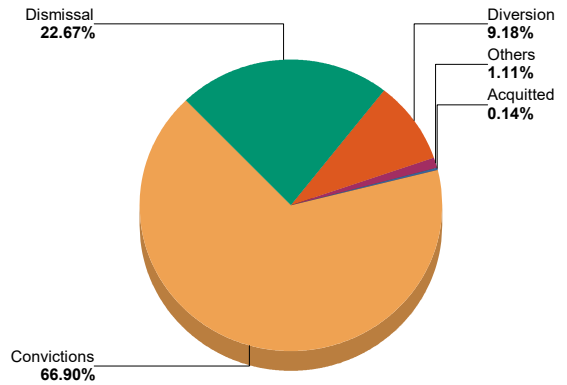
**Felony Charges by Disposition Type**

27A.460 - (1), (3), (4)



**Percent of Charges by Disposition Type**

27A.460 - (1), (3), (4)



**27A.460 (1) Conviction percentages;**

**27A.460 (3) Percentage of acquittals;**

**27A.460(4) Percentage of dismissals;**

\* "Others" disposition type include: Denied, Extradition, Grand Jury, Granted, Hung Jury, Merged, Mistrial, No Action Taken By Grand Jury, Other, Pardon - Prior to Adjudication Only, Peace Bond, Remanded, Set Aside/Voided, Sealed Records, Transfer, Drug Court Transfer, Vacated Judgment

**ADMINISTRATIVE OFFICE OF THE COURTS**

Research & Statistics

**Annual Report FY 2018**

**Circuit Court - "Felony" Criminal Cases**

**SHELBY**

**Sentence Information by Charge Disposition Type**

27A.460 - (2)	Sentence Records	Jail or Prison Conditionally Discharged	Jail or Prison Suspended	Jail or Prison Time > 0	Net Costs > \$0.00	Net Fines > \$0.00	Net Home Incarceration Time	Net Home Incarceration Time Suspended	Net Probation Time Supervised	Net Probation Time Unsupervised	Net Suspended Costs > \$0.00	Net Suspended Fines > \$0.00	Other Conditions
Convicted	461	4 0.87%	263 57.05%	459 99.57%	266 57.70%	2 0.43%			263 57.05%				145 31.45%
Dismissed	12		5 41.67%	5 41.67%	9 75.00%				5 41.67%				1 8.33%
Diverted	2		2 100.00%	2 100.00%					2 100.00%				1 50.00%
Others	5		5 100.00%	5 100.00%	5 100.00%				5 100.00%				3 60.00%
	480	4	275	471	280	2			275				150

**27A.460 (2) Percentages of fines, imprisonment, or other penalty assessment;**

\* Percentages are based on total sentence records per category (convicted, acquitted...etc)

\* There can be multiple sentence conditions to a single charge.

**Plea Type**

**27A.460 - (5), (6)**

		GUILTY	NOT GUILTY	UNKNOWN PLEA TYPE	TOTAL
Felony Charges	Original_Plea	28 3.89%	467 64.95%	224 31.15%	719 100.00%
	Final_Plea	488 67.87%	7 0.97%	224 31.15%	719 100.00%
Felony amended to Non-Felony	Original_Plea	-	-	7 100.00%	7 100.00%
	Final_Plea	-	-	7 100.00%	7 100.00%

**27A.460 (5) Percentage of pleas as charges;**

**27A.460 (6) Percentage of pleas to reduce charges;**

**ADMINISTRATIVE OFFICE OF THE COURTS**

Research & Statistics

**Annual Report FY 2018**

**Circuit Court - "Felony" Criminal Cases**

**SHELBY**

Cases can have multiple charges which are heard either by a court trial, jury trial, no trial or by a combination of trial types. Depending upon the seriousness of the offense and the consequences of a guilty verdict, defendants in criminal cases have the constitutional right to a jury of their peers. In a jury trial, the Judge decides questions of law, and the jury decides whether the defendant is guilty or not guilty on each of the offense(s) charged. In a court trial, the judge decides questions of law and decides if guilty or not guilty on each offense(s) charges. The cases are categorized by how all the charges within the case were disposed. If all charges were disposed by the same trial type, it's counted in the separate category, otherwise, it's counted within the "Mixed Trial" category. If a charge had a nothing entered or it had "no trial" it's counted in the "No Trial" category.

<b>Cases by Trial Type</b>	<b>27A.460 - (7), (8), (9), (10)</b>	<b>COURT TRIAL</b>	<b>JURY TRIAL</b>	<b>NO TRIAL</b>	<b>Total</b>
Felony Amended Down to Non-Felony		-	-	7 100.00%	7 100.00%
Felony Charges		1 0.24%	1 0.24%	409 99.76%	411 100.24%
Felony Convictions		1 0.36%	1 0.36%	278 99.29%	280 100.00%

*27A.460 (7) Percentage of disposition to guilty as charged by trial;  
 27A.460 (8) Percentage of those found guilty of lesser charge by trial;  
 27A.460 (9) Percentage of cases where jury trial taken;  
 27A.460 (10) Percentage of trials which are bench (court) trials; and*

**Shock Probation by  
Disposition Type**

	<b>27A.440 (3b)</b>	<b>Denied</b>	<b>Granted</b>	<b>Others</b>	<b>Total</b>
0026090 SHOCK PROBATION IN FELONY CONVICTIONS		67 93.06%	4 5.56%	1 1.39%	72 100.0001%

**27A.440 (3) Cases in which shock probation has been granted:**  
 (b) Extracted data on shock probation shall be placed in the annual report of the Administrative Office of the Courts.

**ADMINISTRATIVE OFFICE OF THE COURTS**

Research & Statistics

**Annual Report FY 2018**

**Circuit Court - "Felony" Criminal Cases**

**SHELBY**

**Youthful Offenders**

Note: Per statute 635.020 (7) If a person who is eighteen (18) or older and before the court is charged with a felony that occurred prior to his eighteenth birthday, the court shall, upon motion of the county attorney made prior to adjudication, and after the county attorney has consulted with the Commonwealth's attorney, that the child be proceeded against as a youthful offender, proceed in accordance with the provisions of KRS 640.010.

The youthful offender data is pulled by looking at the circuit criminal cases with defendant's age calculated from date of birth to the case filing date, which is under 18, however, those eighteen(18) or older may not be accounted.

There were 2 felony level offenses and 0 non-felony level offenses disposed within 1 circuit criminal cases during the fiscal year. Non-felony offenses include misdemeanor, violation, local ordinance or other level offense(s) within those cases.

27A.460 - (11)		Charges	Cases
Felony		2	1
Felony amended to Non-Felony		-	

**27A.460 (11) The number of juvenile offenders tried as an adult.**

Of the 2 felony level offenses disposed within the youthful offender cases, 2 (100.00%) charges were convicted.

Youthful Offender	Convictions	Total
	2 100.00%	2 100.00%

Youthful Offender	GUILTY	Total
	2 100.00%	2 100.00%



**ADMINISTRATIVE OFFICE OF THE COURTS**

Research & Statistics

**Annual Report FY 2018**

**Circuit Court - "Felony" Criminal Cases**

**SIMPSON**

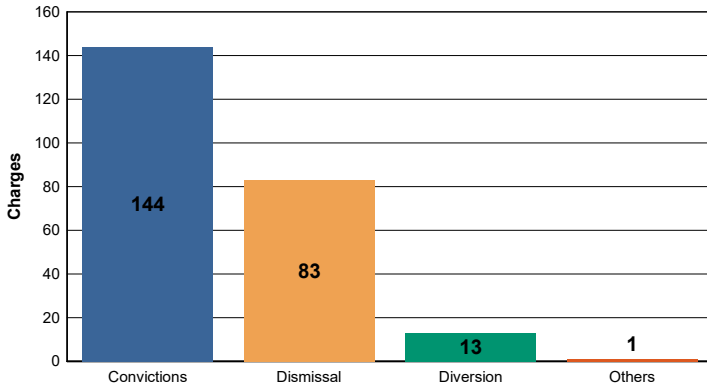
There were 241 felony level offenses and 18 non-felony level offenses disposed within 123 circuit criminal cases during the fiscal year. Non-felony offenses include misdemeanor, violation, local ordinance or other level offense(s) within those cases.

	<b>Charges</b>	<b>Cases</b>
<b>Felony</b>	241	123
<b>Felony amended to Non-Felony</b>	18	

Of those 241 felony offenses, 144 (59.75%) were convicted; were acquitted (%); and 83 (34.44%) were dismissed.

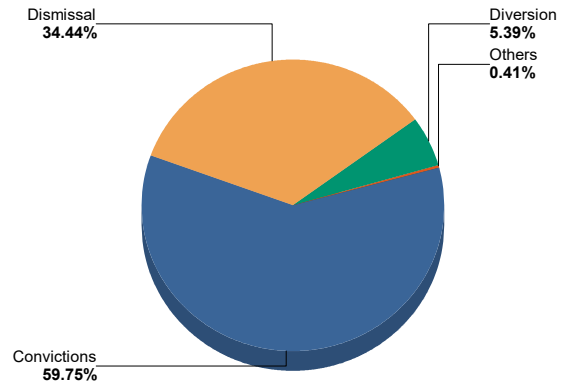
**Felony Charges by Disposition Type**

27A.460 - (1), (3), (4)



**Percent of Charges by Disposition Type**

27A.460 - (1), (3), (4)



**27A.460 (1) Conviction percentages;**

**27A.460 (3) Percentage of acquittals;**

**27A.460(4) Percentage of dismissals;**

\* "Others" disposition type include: Denied, Extradition, Grand Jury, Granted, Hung Jury, Merged, Mistrial, No Action Taken By Grand Jury, Other, Pardon - Prior to Adjudication Only, Peace Bond, Remanded, Set Aside/Voided, Sealed Records, Transfer, Drug Court Transfer, Vacated Judgment

**ADMINISTRATIVE OFFICE OF THE COURTS**

Research & Statistics

**Annual Report FY 2018**

**Circuit Court - "Felony" Criminal Cases**

**SIMPSON**

**Sentence Information by Charge Disposition Type**

27A.460 - (2)	Sentence Records	Jail or Prison Conditionally Discharged	Jail or Prison Suspended	Jail or Prison Time > 0	Net Costs > \$0.00	Net Fines > \$0.00	Net Home Incarceration Time	Net Home Incarceration Time Suspended	Net Probation Time Supervised	Net Probation Time Unsupervised	Net Suspended Costs > \$0.00	Net Suspended Fines > \$0.00	Other Conditions
Convicted	142	14 9.86%	69 48.59%	142 100.00%	27 19.01%	136 95.77%			67 47.18%				108 76.06%
Dismissed	3				3 100.00%	1 33.33%							
Diverted	8				7 87.50%	2 25.00%							
	153	14	69	142	37	139			67				108

27A.460 (2) Percentages of fines, imprisonment, or other penalty assessment;

\* Percentages are based on total sentence records per category (convicted, acquitted...etc)

\* There can be multiple sentence conditions to a single charge.

**Plea Type**

Plea Type	27A.460 - (5), (6)	GUILTY	NOT GUILTY	UNKNOWN PLEA TYPE	TOTAL
Felony Charges	Original_Plea	5 2.07%	122 50.62%	114 47.30%	241 100.00%
	Final_Plea	121 50.21%	6 2.49%	114 47.30%	241 100.00%
Felony amended to Non-Felony	Original_Plea	-	3 16.67%	15 83.33%	18 100.00%
	Final_Plea	2 11.11%	1 5.56%	15 83.33%	18 100.00%

27A.460 (5) Percentage of pleas as charges;

27A.460 (6) Percentage of pleas to reduce charges;

**ADMINISTRATIVE OFFICE OF THE COURTS**

Research & Statistics

**Annual Report FY 2018**

**Circuit Court - "Felony" Criminal Cases**

**SIMPSON**

Cases can have multiple charges which are heard either by a court trial, jury trial, no trial or by a combination of trial types. Depending upon the seriousness of the offense and the consequences of a guilty verdict, defendants in criminal cases have the constitutional right to a jury of their peers. In a jury trial, the Judge decides questions of law, and the jury decides whether the defendant is guilty or not guilty on each of the offense(s) charged. In a court trial, the judge decides questions of law and decides if guilty or not guilty on each offense(s) charges. The cases are categorized by how all the charges within the case were disposed. If all charges were disposed by the same trial type, it's counted in the separate category, otherwise, it's counted within the "Mixed Trial" category. If a charge had a nothing entered or it had "no trial" it's counted in the "No Trial" category.

<b>Cases by Trial Type</b>	<b>27A.460 - (7), (8), (9), (10)</b>	<b>COURT TRIAL</b>	<b>NO TRIAL</b>	<b>Total</b>
Felony Amended Down to Non-Felony		-	17 100.00%	17 100.00%
Felony Charges		1 0.81%	122 99.19%	123 100.00%
Felony Convictions		-	75 100.00%	75 100.00%

27A.460 (7) Percentage of disposition to guilty as charged by trial;  
 27A.460 (8) Percentage of those found guilty of lesser charge by trial;  
 27A.460 (9) Percentage of cases where jury trial taken;  
 27A.460 (10) Percentage of trials which are bench (court) trials; and

**Shock Probation by  
Disposition Type**

	<b>27A.440 (3b)</b>	<b>Denied</b>	<b>Granted</b>	<b>Others</b>	<b>Withdrawn</b>	<b>Total</b>
0026090 SHOCK PROBATION IN FELONY CONVICTIONS		4 17.39%	17 73.91%	1 4.35%	1 4.35%	23 99.9999%

27A.440 (3) Cases in which shock probation has been granted:  
 (b) Extracted data on shock probation shall be placed in the annual report of the Administrative Office of the Courts.

ADMINISTRATIVE OFFICE OF THE COURTS

Research & Statistics

Annual Report FY 2018

Circuit Court - "Felony" Criminal Cases

**SPENCER**

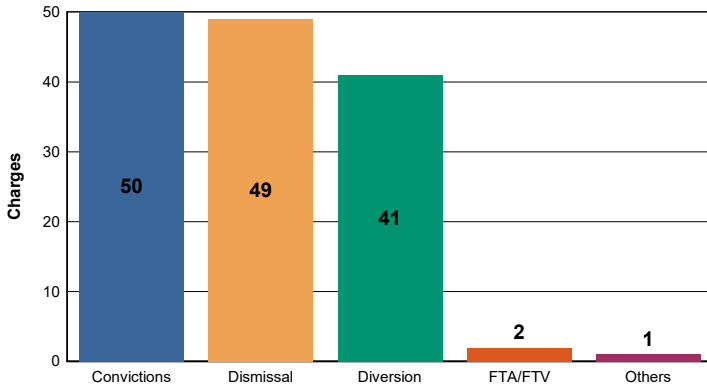
There were 143 felony level offenses and 3 non-felony level offenses disposed within 82 circuit criminal cases during the fiscal year. Non-felony offenses include misdemeanor, violation, local ordinance or other level offense(s) within those cases.

	Charges	Cases
Felony	143	82
Felony amended to Non-Felony	3	

Of those 143 felony offenses, 50 (34.97%) were convicted; were acquitted (%); and 49 (34.27%) were dismissed.

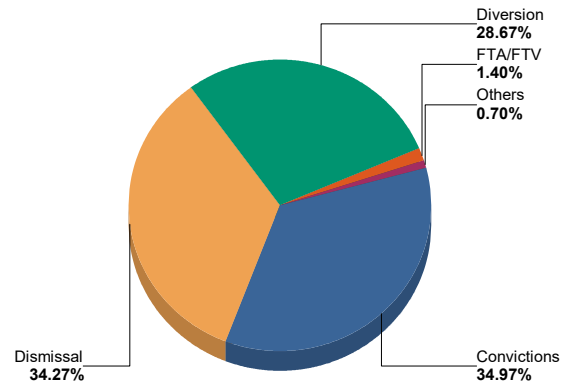
**Felony Charges by Disposition Type**

27A.460 - (1), (3), (4)



**Percent of Charges by Disposition Type**

27A.460 - (1), (3), (4)



**27A.460 (1) Conviction percentages;**

**27A.460 (3) Percentage of acquittals;**

**27A.460(4) Percentage of dismissals;**

\* "Others" disposition type include: Denied, Extradition, Grand Jury, Granted, Hung Jury, Merged, Mistrial, No Action Taken By Grand Jury, Other, Pardon - Prior to Adjudication Only, Peace Bond, Remanded, Set Aside/Voided, Sealed Records, Transfer, Drug Court Transfer, Vacated Judgment

**ADMINISTRATIVE OFFICE OF THE COURTS**

Research & Statistics

**Annual Report FY 2018**

**Circuit Court - "Felony" Criminal Cases**

**SPENCER**

**Sentence Information by Charge Disposition Type**

27A.460 - (2)	Sentence Records	Jail or Prison Conditionally Discharged	Jail or Prison Suspended	Jail or Prison Time > 0	Net Costs > \$0.00	Net Fines > \$0.00	Net Home Incarceration Time	Net Home Incarceration Time Suspended	Net Probation Time Supervised	Net Probation Time Unsupervised	Net Suspended Costs > \$0.00	Net Suspended Fines > \$0.00	Other Conditions
Convicted	50	1 2.00%	21 42.00%	50 100.00%	23 46.00%	3 6.00%			21 42.00%				24 48.00%
Dismissed	2		2 100.00%	2 100.00%					2 100.00%				2 100.00%
Diverted	14	3 21.43%	2 14.29%	5 35.71%	8 57.14%				1 7.14%				12 85.71%
Others	1												1 100.00%
	67	4	25	57	31	3			24				39

**27A.460 (2) Percentages of fines, imprisonment, or other penalty assessment;**

\* Percentages are based on total sentence records per category (convicted, acquitted...etc)

\* There can be multiple sentence conditions to a single charge.

**Plea Type**

**27A.460 - (5), (6)**

		GUILTY	NOT GUILTY	UNKNOWN PLEA TYPE	TOTAL
Felony Charges	Original_Plea	4 2.80%	19 13.29%	120 83.92%	143 100.00%
	Final_Plea	23 16.08%	-	120 83.92%	143 100.00%
Felony amended to Non-Felony	Original_Plea	-	-	3 100.00%	3 100.00%
	Final_Plea	-	-	3 100.00%	3 100.00%

**27A.460 (5) Percentage of pleas as charges;**

**27A.460 (6) Percentage of pleas to reduce charges;**

**ADMINISTRATIVE OFFICE OF THE COURTS**

Research & Statistics

**Annual Report FY 2018**

**Circuit Court - "Felony" Criminal Cases**

**SPENCER**

Cases can have multiple charges which are heard either by a court trial, jury trial, no trial or by a combination of trial types. Depending upon the seriousness of the offense and the consequences of a guilty verdict, defendants in criminal cases have the constitutional right to a jury of their peers. In a jury trial, the Judge decides questions of law, and the jury decides whether the defendant is guilty or not guilty on each of the offense(s) charged. In a court trial, the judge decides questions of law and decides if guilty or not guilty on each offense(s) charges. The cases are categorized by how all the charges within the case were disposed. If all charges were disposed by the same trial type, it's counted in the separate category, otherwise, it's counted within the "Mixed Trial" category. If a charge had a nothing entered or it had "no trial" it's counted in the "No Trial" category.

<b>Cases by Trial Type</b>	<b>27A.460 - (7), (8), (9), (10)</b>	<b>NO TRIAL</b>	<b>Total</b>
Felony Amended Down to Non-Felony		<b>3</b> 100.00%	<b>3</b> 100.00%
Felony Charges		<b>82</b> 100.00%	<b>82</b> 100.00%
Felony Convictions		<b>37</b> 100.00%	<b>37</b> 100.00%

*27A.460 (7) Percentage of disposition to guilty as charged by trial;  
 27A.460 (8) Percentage of those found guilty of lesser charge by trial;  
 27A.460 (9) Percentage of cases where jury trial taken;  
 27A.460 (10) Percentage of trials which are bench (court) trials; and*

**Shock Probation by  
Disposition Type**

	<b>27A.440 (3b)</b>	<b>Denied</b>	<b>Total</b>
0026090 SHOCK PROBATION IN FELONY CONVICTIONS		<b>6</b> 100.00%	<b>6</b> 100.0000%

**27A.440 (3) Cases in which shock probation has been granted:**  
 (b) Extracted data on shock probation shall be placed in the annual report of the Administrative Office of the Courts.

ADMINISTRATIVE OFFICE OF THE COURTS

Research & Statistics

Annual Report FY 2018

Circuit Court - "Felony" Criminal Cases

TAYLOR

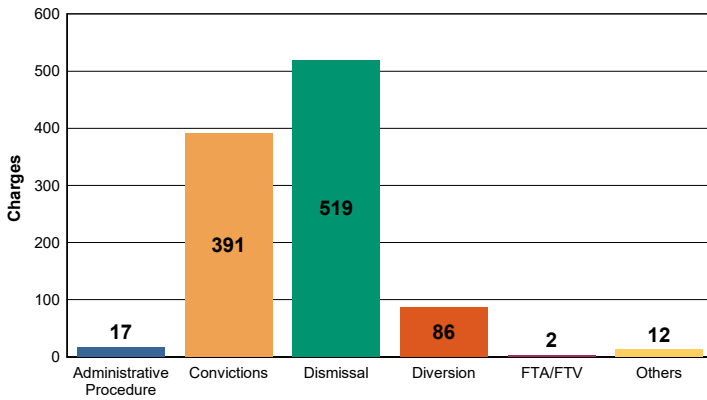
There were 1,027 felony level offenses and 56 non-felony level offenses disposed within 377 circuit criminal cases during the fiscal year. Non-felony offenses include misdemeanor, violation, local ordinance or other level offense(s) within those cases.

	Charges	Cases
Felony	1,027	377
Felony amended to Non-Felony	56	

Of those 1,027 felony offenses, 391 (38.07%) were convicted; were acquitted (%); and 519 (50.54%) were dismissed.

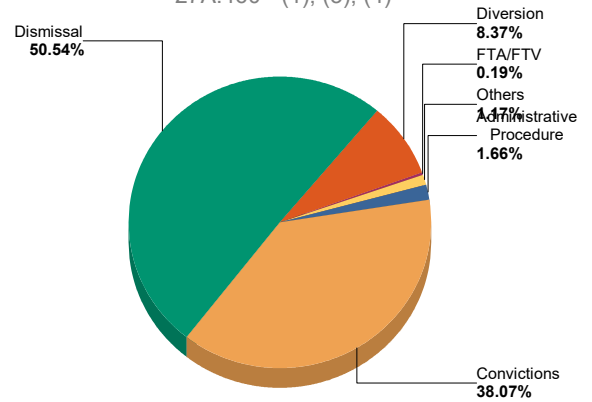
Felony Charges by Disposition Type

27A.460 - (1), (3), (4)



Percent of Charges by Disposition Type

27A.460 - (1), (3), (4)



27A.460 (1) Conviction percentages;

27A.460 (3) Percentage of acquittals;

27A.460(4) Percentage of dismissals;

\* "Others" disposition type include: Denied, Extradition, Grand Jury, Granted, Hung Jury, Merged, Mistrial, No Action Taken By Grand Jury, Other, Pardon - Prior to Adjudication Only, Peace Bond, Remanded, Set Aside/Voided, Sealed Records, Transfer, Drug Court Transfer, Vacated Judgment

**ADMINISTRATIVE OFFICE OF THE COURTS**

Research & Statistics

**Annual Report FY 2018**

**Circuit Court - "Felony" Criminal Cases**

**TAYLOR**

**Sentence Information by Charge Disposition Type**

27A.460 - (2)	Sentence Records	Jail or Prison Conditionally Discharged	Jail or Prison Suspended	Jail or Prison Time > 0	Net Costs > \$0.00	Net Fines > \$0.00	Net Home Incarceration Time	Net Home Incarceration Time Suspended	Net Probation Time Supervised	Net Probation Time Unsupervised	Net Suspended Costs > \$0.00	Net Suspended Fines > \$0.00	Other Conditions
Convicted	384	160 41.67%	383 99.74%	157 40.89%	4 1.04%	1 0.26%	158 41.15%	1 0.26%					89 23.18%
Dismissed	1			1 100.00%									
	385	160	383	158	4	1	158	1					89

**27A.460 (2) Percentages of fines, imprisonment, or other penalty assessment;**

\* Percentages are based on total sentence records per category (convicted, acquitted...etc)

\* There can be multiple sentence conditions to a single charge.

**Plea Type**

**27A.460 - (5), (6)**

		GUILTY	NOT GUILTY	UNKNOWN PLEA TYPE	TOTAL
Felony Charges	Original_Plea	-	7 0.68%	1,020 99.32%	1,027 100.00%
	Final_Plea	1 0.10%	6 0.58%	1,020 99.32%	1,027 100.00%
Felony amended to Non-Felony	Original_Plea	-	-	56 100.00%	56 100.00%
	Final_Plea	-	-	56 100.00%	56 100.00%

**27A.460 (5) Percentage of pleas as charges;**

**27A.460 (6) Percentage of pleas to reduce charges;**



**ADMINISTRATIVE OFFICE OF THE COURTS**

Research & Statistics

**Annual Report FY 2018**

**Circuit Court - "Felony" Criminal Cases**

**TAYLOR**

Cases can have multiple charges which are heard either by a court trial, jury trial, no trial or by a combination of trial types. Depending upon the seriousness of the offense and the consequences of a guilty verdict, defendants in criminal cases have the constitutional right to a jury of their peers. In a jury trial, the Judge decides questions of law, and the jury decides whether the defendant is guilty or not guilty on each of the offense(s) charged. In a court trial, the judge decides questions of law and decides if guilty or not guilty on each offense(s) charges. The cases are categorized by how all the charges within the case were disposed. If all charges were disposed by the same trial type, it's counted in the separate category, otherwise, it's counted within the "Mixed Trial" category. If a charge had a nothing entered or it had "no trial" it's counted in the "No Trial" category.

<b>Cases by Trial Type</b>	<b>27A.460 - (7), (8), (9), (10)</b>	<b>JURY TRIAL</b>	<b>NO TRIAL</b>	<b>Total</b>
Felony Amended Down to Non-Felony		-	<b>40</b> 100.00%	<b>40</b> 100.00%
Felony Charges		<b>2</b> 0.53%	<b>375</b> 99.47%	<b>377</b> 100.00%
Felony Convictions		<b>1</b> 0.58%	<b>171</b> 99.42%	<b>172</b> 100.00%

*27A.460 (7) Percentage of disposition to guilty as charged by trial;  
 27A.460 (8) Percentage of those found guilty of lesser charge by trial;  
 27A.460 (9) Percentage of cases where jury trial taken;  
 27A.460 (10) Percentage of trials which are bench (court) trials; and*

**Shock Probation by  
Disposition Type**

	<b>27A.440 (3b)</b>	<b>Denied</b>	<b>Granted</b>	<b>Others</b>	<b>Total</b>
0026090 SHOCK PROBATION IN FELONY CONVICTIONS		<b>77</b> 83.70%	<b>13</b> 14.13%	<b>2</b> 2.17%	<b>92</b> 100.0000%

**27A.440 (3) Cases in which shock probation has been granted:**  
 (b) Extracted data on shock probation shall be placed in the annual report of the Administrative Office of the Courts.

**ADMINISTRATIVE OFFICE OF THE COURTS**

Research & Statistics

**Annual Report FY 2018**

**Circuit Court - "Felony" Criminal Cases**

**TODD**

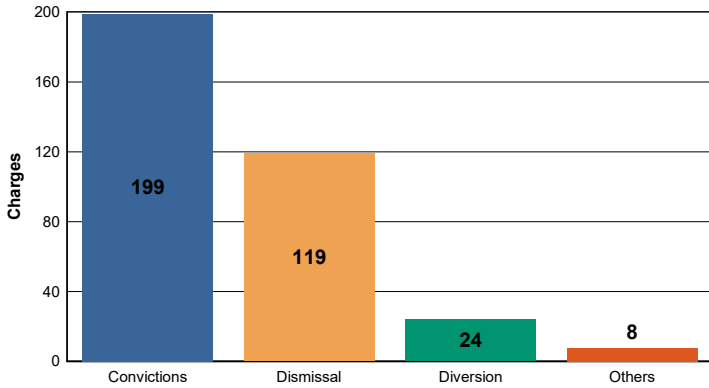
There were 350 felony level offenses and 15 non-felony level offenses disposed within 118 circuit criminal cases during the fiscal year. Non-felony offenses include misdemeanor, violation, local ordinance or other level offense(s) within those cases.

	<b>Charges</b>	<b>Cases</b>
<b>Felony</b>	350	118
<b>Felony amended to Non-Felony</b>	15	

Of those 350 felony offenses, 199 (56.86%) were convicted; were acquitted (%); and 119 (34.00%) were dismissed.

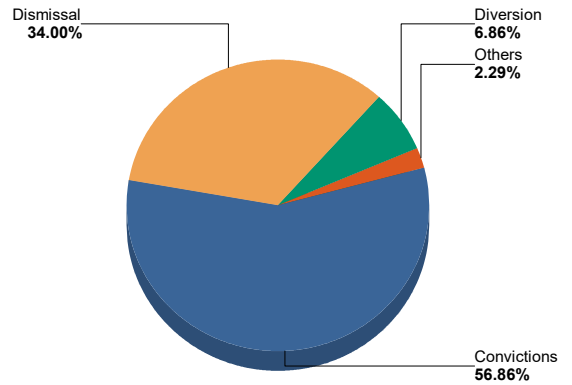
**Felony Charges by Disposition Type**

27A.460 - (1), (3), (4)



**Percent of Charges by Disposition Type**

27A.460 - (1), (3), (4)



**27A.460 (1) Conviction percentages;**

**27A.460 (3) Percentage of acquittals;**

**27A.460(4) Percentage of dismissals;**

\* "Others" disposition type include: Denied, Extradition, Grand Jury, Granted, Hung Jury, Merged, Mistrial, No Action Taken By Grand Jury, Other, Pardon - Prior to Adjudication Only, Peace Bond, Remanded, Set Aside/Voided, Sealed Records, Transfer, Drug Court Transfer, Vacated Judgment

**ADMINISTRATIVE OFFICE OF THE COURTS**

Research & Statistics

**Annual Report FY 2018**

**Circuit Court - "Felony" Criminal Cases**

**TODD**

**Sentence Information by Charge Disposition Type**

27A.460 - (2)	Sentence Records	Jail or Prison Conditionally Discharged	Jail or Prison Suspended	Jail or Prison Time > 0	Net Costs > \$0.00	Net Fines > \$0.00	Net Home Incarceration Time	Net Home Incarceration Time Suspended	Net Probation Time Supervised	Net Probation Time Unsupervised	Net Suspended Costs > \$0.00	Net Suspended Fines > \$0.00	Other Conditions
Convicted	196	8 4.08%	26 13.27%	196 100.00%	43 21.94%	2 1.02%			27 13.78%	1 0.51%			68 34.69%
Dismissed	3				3 100.00%								
Diverted	11				11 100.00%	1 9.09%							
Others	3			3 100.00%									
	213	8	26	199	57	3			27	1			68

**27A.460 (2) Percentages of fines, imprisonment, or other penalty assessment;**

\* Percentages are based on total sentence records per category (convicted, acquitted...etc)

\* There can be multiple sentence conditions to a single charge.

**Plea Type**

**27A.460 - (5), (6)**

		GUILTY	NOT GUILTY	UNKNOWN PLEA TYPE	TOTAL
Felony Charges	Original_Plea	37 10.57%	181 51.71%	132 37.71%	350 100.00%
	Final_Plea	206 58.86%	12 3.43%	132 37.71%	350 100.00%
Felony amended to Non-Felony	Original_Plea	- 0.00%	4 26.67%	11 73.33%	15 100.00%
	Final_Plea	1 6.67%	3 20.00%	11 73.33%	15 100.00%

**27A.460 (5) Percentage of pleas as charges;**

**27A.460 (6) Percentage of pleas to reduce charges;**

**ADMINISTRATIVE OFFICE OF THE COURTS**

Research & Statistics

**Annual Report FY 2018**

**Circuit Court - "Felony" Criminal Cases**

**TODD**

Cases can have multiple charges which are heard either by a court trial, jury trial, no trial or by a combination of trial types. Depending upon the seriousness of the offense and the consequences of a guilty verdict, defendants in criminal cases have the constitutional right to a jury of their peers. In a jury trial, the Judge decides questions of law, and the jury decides whether the defendant is guilty or not guilty on each of the offense(s) charged. In a court trial, the judge decides questions of law and decides if guilty or not guilty on each offense(s) charges. The cases are categorized by how all the charges within the case were disposed. If all charges were disposed by the same trial type, it's counted in the separate category, otherwise, it's counted within the "Mixed Trial" category. If a charge had a nothing entered or it had "no trial" it's counted in the "No Trial" category.

<b>Cases by Trial Type</b>	<b>27A.460 - (7), (8), (9), (10)</b>	<b>NO TRIAL</b>	<b>Total</b>
Felony Amended Down to Non-Felony		<b>14</b> 100.00%	<b>14</b> 100.00%
Felony Charges		<b>118</b> 100.00%	<b>118</b> 100.00%
Felony Convictions		<b>63</b> 100.00%	<b>63</b> 100.00%

*27A.460 (7) Percentage of disposition to guilty as charged by trial;  
 27A.460 (8) Percentage of those found guilty of lesser charge by trial;  
 27A.460 (9) Percentage of cases where jury trial taken;  
 27A.460 (10) Percentage of trials which are bench (court) trials; and*

**Shock Probation by  
Disposition Type**

	<b>Granted</b>	<b>Others</b>	<b>Vacated</b>	<b>Total</b>
<b>27A.440 (3b)</b>				
0026090 SHOCK PROBATION IN FELONY CONVICTIONS	<b>20</b> 83.33%	<b>2</b> 8.33%	<b>2</b> 8.33%	<b>24</b> 99.9999%

**27A.440 (3) Cases in which shock probation has been granted:**  
 (b) Extracted data on shock probation shall be placed in the annual report of the Administrative Office of the Courts.

**ADMINISTRATIVE OFFICE OF THE COURTS**

Research & Statistics

**Annual Report FY 2018**

**Circuit Court - "Felony" Criminal Cases**

**TRIGG**

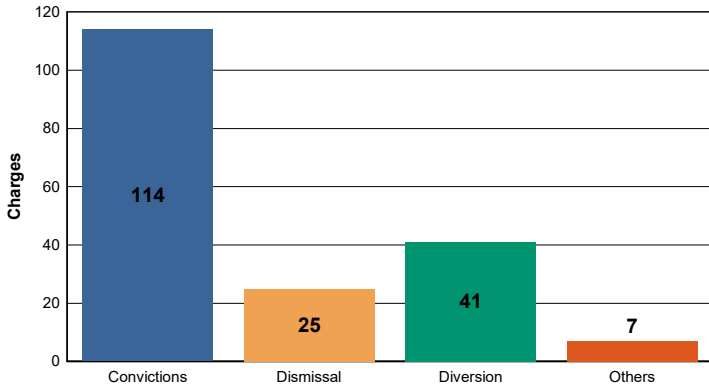
There were 187 felony level offenses and 35 non-felony level offenses disposed within 94 circuit criminal cases during the fiscal year. Non-felony offenses include misdemeanor, violation, local ordinance or other level offense(s) within those cases.

	<b>Charges</b>	<b>Cases</b>
<b>Felony</b>	187	94
<b>Felony amended to Non-Felony</b>	35	

Of those 187 felony offenses, 114 (60.96%) were convicted; were acquitted (%); and 25 (13.37%) were dismissed.

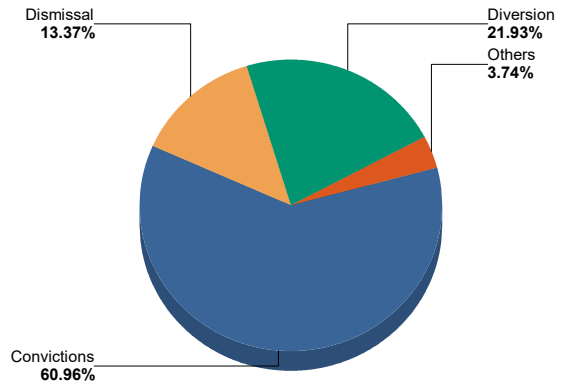
**Felony Charges by Disposition Type**

27A.460 - (1), (3), (4)



**Percent of Charges by Disposition Type**

27A.460 - (1), (3), (4)



**27A.460 (1) Conviction percentages;**

**27A.460 (3) Percentage of acquittals;**

**27A.460(4) Percentage of dismissals;**

\* "Others" disposition type include: Denied, Extradition, Grand Jury, Granted, Hung Jury, Merged, Mistrial, No Action Taken By Grand Jury, Other, Pardon - Prior to Adjudication Only, Peace Bond, Remanded, Set Aside/Voided, Sealed Records, Transfer, Drug Court Transfer, Vacated Judgment

**ADMINISTRATIVE OFFICE OF THE COURTS**

Research & Statistics

**Annual Report FY 2018**

**Circuit Court - "Felony" Criminal Cases**

**TRIGG**

**Sentence Information by Charge Disposition Type**

27A.460 - (2)	Sentence Records	Jail or Prison Conditionally Discharged	Jail or Prison Suspended	Jail or Prison Time > 0	Net Costs > \$0.00	Net Fines > \$0.00	Net Home Incarceration Time	Net Home Incarceration Time Suspended	Net Probation Time Supervised	Net Probation Time Unsupervised	Net Suspended Costs > \$0.00	Net Suspended Fines > \$0.00	Other Conditions
Convicted	114		24 21.05%	114 100.00%	19 16.67%				24 21.05%				
Dismissed	11		3 27.27%	3 27.27%	3 27.27%				3 27.27%				
Diverted	3				3 100.00%								
Others	3		2 66.67%	3 100.00%	2 66.67%				2 66.67%				
	131		29	120	27				29				

**27A.460 (2) Percentages of fines, imprisonment, or other penalty assessment;**

\* Percentages are based on total sentence records per category (convicted, acquitted...etc)

\* There can be multiple sentence conditions to a single charge.

**Plea Type**

27A.460 - (5), (6)		NOT GUILTY	UNKNOWN PLEA TYPE	TOTAL
Felony Charges	Original_Plea	1 0.53%	186 99.47%	187 100.00%
	Final_Plea	1 0.53%	186 99.47%	187 100.00%
Felony amended to Non-Felony	Original_Plea	-	35 100.00%	35 100.00%
	Final_Plea	-	35 100.00%	35 100.00%

**27A.460 (5) Percentage of pleas as charges;**

**27A.460 (6) Percentage of pleas to reduce charges;**

**ADMINISTRATIVE OFFICE OF THE COURTS**

Research & Statistics

**Annual Report FY 2018**

**Circuit Court - "Felony" Criminal Cases**

**TRIGG**

Cases can have multiple charges which are heard either by a court trial, jury trial, no trial or by a combination of trial types. Depending upon the seriousness of the offense and the consequences of a guilty verdict, defendants in criminal cases have the constitutional right to a jury of their peers. In a jury trial, the Judge decides questions of law, and the jury decides whether the defendant is guilty or not guilty on each of the offense(s) charged. In a court trial, the judge decides questions of law and decides if guilty or not guilty on each offense(s) charges. The cases are categorized by how all the charges within the case were disposed. If all charges were disposed by the same trial type, it's counted in the separate category, otherwise, it's counted within the "Mixed Trial" category. If a charge had a nothing entered or it had "no trial" it's counted in the "No Trial" category.

<b>Cases by Trial Type</b>	<b>27A.460 - (7), (8), (9), (10)</b>	<b>JURY TRIAL</b>	<b>NO TRIAL</b>	<b>Total</b>
Felony Amended Down to Non-Felony		-	28 100.00%	28 100.00%
Felony Charges		1 1.06%	93 98.94%	94 100.00%
Felony Convictions		1 1.75%	56 98.25%	57 100.00%

*27A.460 (7) Percentage of disposition to guilty as charged by trial;  
 27A.460 (8) Percentage of those found guilty of lesser charge by trial;  
 27A.460 (9) Percentage of cases where jury trial taken;  
 27A.460 (10) Percentage of trials which are bench (court) trials; and*

**Shock Probation by  
Disposition Type**

	<b>27A.440 (3b)</b>	<b>Denied</b>	<b>Granted</b>	<b>Total</b>
0026090 SHOCK PROBATION IN FELONY CONVICTIONS		21 67.74%	10 32.26%	31 100.0000%

**27A.440 (3) Cases in which shock probation has been granted:**  
 (b) Extracted data on shock probation shall be placed in the annual report of the Administrative Office of the Courts.

**ADMINISTRATIVE OFFICE OF THE COURTS**

Research & Statistics

**Annual Report FY 2018**

**Circuit Court - "Felony" Criminal Cases**

**TRIGG**

**Youthful Offenders**

Note: Per statute 635.020 (7) If a person who is eighteen (18) or older and before the court is charged with a felony that occurred prior to his eighteenth birthday, the court shall, upon motion of the county attorney made prior to adjudication, and after the county attorney has consulted with the Commonwealth's attorney, that the child be proceeded against as a youthful offender, proceed in accordance with the provisions of KRS 640.010.

The youthful offender data is pulled by looking at the circuit criminal cases with defendant's age calculated from date of birth to the case filing date, which is under 18, however, those eighteen(18) or older may not be accounted.

There were 19 felony level offenses and 0 non-felony level offenses disposed within 15 circuit criminal cases during the fiscal year. Non-felony offenses include misdemeanor, violation, local ordinance or other level offense(s) within those cases.

27A.460 - (11)		Charges	Cases
Felony		19	15
Felony amended to Non-Felony		-	

**27A.460 (11) The number of juvenile offenders tried as an adult.**

Of the 19 felony level offenses disposed within the youthful offender cases, 19 (100.00%) charges were convicted.

Youthful Offender	Convictions	Total
	19 100.00%	19 100.00%

Youthful Offender	GUILTY	Total
	19 100.00%	19 100.00%



**ADMINISTRATIVE OFFICE OF THE COURTS**

Research & Statistics

**Annual Report FY 2018**

**Circuit Court - "Felony" Criminal Cases**

**TRIMBLE**

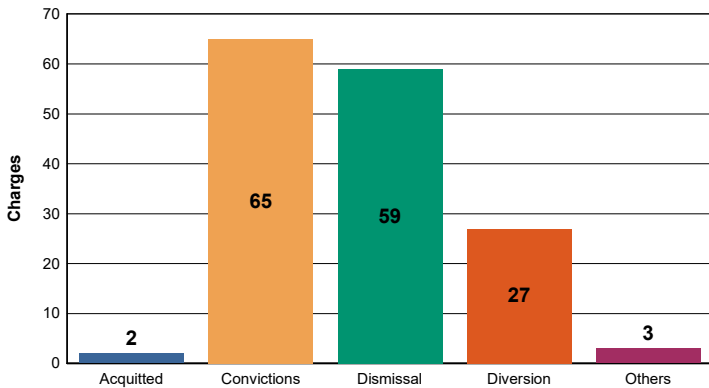
There were 156 felony level offenses and 2 non-felony level offenses disposed within 89 circuit criminal cases during the fiscal year. Non-felony offenses include misdemeanor, violation, local ordinance or other level offense(s) within those cases.

	<b>Charges</b>	<b>Cases</b>
<b>Felony</b>	156	89
<b>Felony amended to Non-Felony</b>	2	

Of those 156 felony offenses, 65 (41.67%) were convicted; 2 were acquitted (1.28%); and 59 (37.82%) were dismissed.

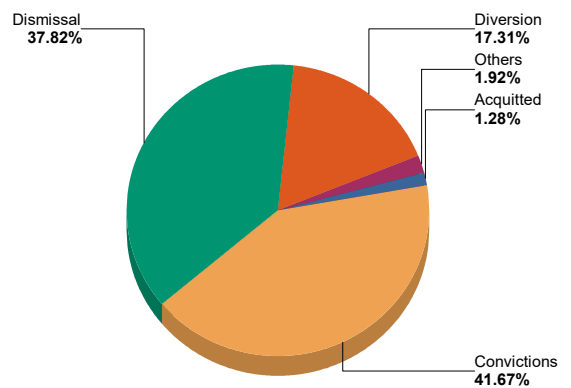
**Felony Charges by Disposition Type**

27A.460 - (1), (3), (4)



**Percent of Charges by Disposition Type**

27A.460 - (1), (3), (4)



**27A.460 (1) Conviction percentages;**

**27A.460 (3) Percentage of acquittals;**

**27A.460(4) Percentage of dismissals;**

\* "Others" disposition type include: Denied, Extradition, Grand Jury, Granted, Hung Jury, Merged, Mistrial, No Action Taken By Grand Jury, Other, Pardon - Prior to Adjudication Only, Peace Bond, Remanded, Set Aside/Voided, Sealed Records, Transfer, Drug Court Transfer, Vacated Judgment

**ADMINISTRATIVE OFFICE OF THE COURTS**

Research & Statistics

**Annual Report FY 2018**

**Circuit Court - "Felony" Criminal Cases**

**TRIMBLE**

**Sentence Information by Charge Disposition Type**

27A.460 - (2)	Sentence Records	Jail or Prison Conditionally Discharged	Jail or Prison Suspended	Jail or Prison Time > 0	Net Costs > \$0.00	Net Fines > \$0.00	Net Home Incarceration Time	Net Home Incarceration Time Suspended	Net Probation Time Supervised	Net Probation Time Unsupervised	Net Suspended Costs > \$0.00	Net Suspended Fines > \$0.00	Other Conditions
Convicted	63	51 80.95%	62 98.41%	48 76.19%	3 4.76%	1 1.59%			16 25.40%	1 1.59%	19 30.16%		58 92.06%
Dismissed	4	3 75.00%	3 75.00%	4 100.00%						3 75.00%			3 75.00%
Diverted	26	26 100.00%	26 100.00%	18 69.23%					9 34.62%	4 15.38%	5 19.23%		23 88.46%
Others	1	1 100.00%	1 100.00%	1 100.00%									
	94	81	92	71	3	1			25	8	24		84

**27A.460 (2) Percentages of fines, imprisonment, or other penalty assessment;**

\* Percentages are based on total sentence records per category (convicted, acquitted...etc)

\* There can be multiple sentence conditions to a single charge.

**Plea Type**

**27A.460 - (5), (6)**

		GUILTY	NOT GUILTY	TOTAL
Felony Charges	Original_Plea	25 16.03%	131 83.97%	156 100.00%
	Final_Plea	88 56.41%	68 43.59%	156 100.00%
Felony amended to Non-Felony	Original_Plea	-	2 100.00%	2 100.00%
	Final_Plea	-	2 100.00%	2 100.00%

**27A.460 (5) Percentage of pleas as charges;**

**27A.460 (6) Percentage of pleas to reduce charges;**

**ADMINISTRATIVE OFFICE OF THE COURTS**

Research & Statistics

**Annual Report FY 2018**

**Circuit Court - "Felony" Criminal Cases**

**TRIMBLE**

Cases can have multiple charges which are heard either by a court trial, jury trial, no trial or by a combination of trial types. Depending upon the seriousness of the offense and the consequences of a guilty verdict, defendants in criminal cases have the constitutional right to a jury of their peers. In a jury trial, the Judge decides questions of law, and the jury decides whether the defendant is guilty or not guilty on each of the offense(s) charged. In a court trial, the judge decides questions of law and decides if guilty or not guilty on each offense(s) charges. The cases are categorized by how all the charges within the case were disposed. If all charges were disposed by the same trial type, it's counted in the separate category, otherwise, it's counted within the "Mixed Trial" category. If a charge had a nothing entered or it had "no trial" it's counted in the "No Trial" category.

<b>Cases by Trial Type</b>	<b>27A.460 - (7), (8), (9), (10)</b>	<b>NO TRIAL</b>	<b>Total</b>
Felony Amended Down to Non-Felony		<b>1</b> 100.00%	<b>1</b> 100.00%
Felony Charges		<b>89</b> 100.00%	<b>89</b> 100.00%
Felony Convictions		<b>49</b> 100.00%	<b>49</b> 100.00%

*27A.460 (7) Percentage of disposition to guilty as charged by trial;  
 27A.460 (8) Percentage of those found guilty of lesser charge by trial;  
 27A.460 (9) Percentage of cases where jury trial taken;  
 27A.460 (10) Percentage of trials which are bench (court) trials; and*

**Shock Probation by  
Disposition Type**

	<b>27A.440 (3b)</b>	<b>Denied</b>	<b>Granted</b>	<b>Total</b>
0026090 SHOCK PROBATION IN FELONY CONVICTIONS		<b>3</b> 60.00%	<b>2</b> 40.00%	<b>5</b> 100.0000%

**27A.440 (3) Cases in which shock probation has been granted:**  
 (b) Extracted data on shock probation shall be placed in the annual report of the Administrative Office of the Courts.

**ADMINISTRATIVE OFFICE OF THE COURTS**

Research & Statistics

**Annual Report FY 2018**

**Circuit Court - "Felony" Criminal Cases**

**UNION**

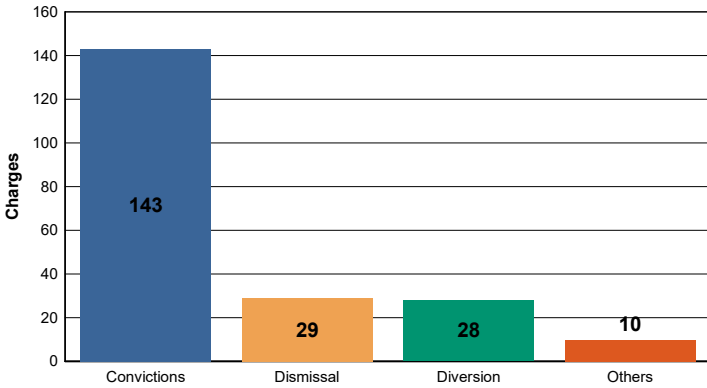
There were 210 felony level offenses and 1 non-felony level offenses disposed within 127 circuit criminal cases during the fiscal year. Non-felony offenses include misdemeanor, violation, local ordinance or other level offense(s) within those cases.

	<b>Charges</b>	<b>Cases</b>
<b>Felony</b>	210	127
<b>Felony amended to Non-Felony</b>	1	

Of those 210 felony offenses, 143 (68.10%) were convicted; were acquitted (%); and 29 (13.81%) were dismissed.

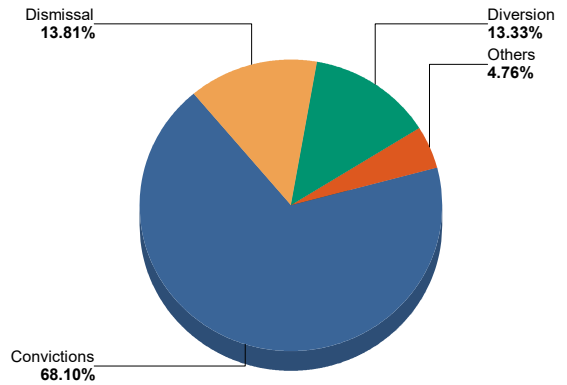
**Felony Charges by Disposition Type**

27A.460 - (1), (3), (4)



**Percent of Charges by Disposition Type**

27A.460 - (1), (3), (4)



**27A.460 (1) Conviction percentages;**

**27A.460 (3) Percentage of acquittals;**

**27A.460(4) Percentage of dismissals;**

\* "Others" disposition type include: Denied, Extradition, Grand Jury, Granted, Hung Jury, Merged, Mistrial, No Action Taken By Grand Jury, Other, Pardon - Prior to Adjudication Only, Peace Bond, Remanded, Set Aside/Voided, Sealed Records, Transfer, Drug Court Transfer, Vacated Judgment

**ADMINISTRATIVE OFFICE OF THE COURTS**

Research & Statistics

**Annual Report FY 2018**

**Circuit Court - "Felony" Criminal Cases**

**UNION**

**Sentence Information by Charge Disposition Type**

27A.460 - (2)	Sentence Records	Jail or Prison Conditionally Discharged	Jail or Prison Suspended	Jail or Prison Time > 0	Net Costs > \$0.00	Net Fines > \$0.00	Net Home Incarceration Time	Net Home Incarceration Time Suspended	Net Probation Time Supervised	Net Probation Time Unsupervised	Net Suspended Costs > \$0.00	Net Suspended Fines > \$0.00	Other Conditions
Convicted	141		26 18.44%	141 100.00%	72 51.06%	4 2.84%			22 15.60%				23 16.31%
Dismissed	1				1 100.00%				1 100.00%				1 100.00%
Diverted	10		1 10.00%	1 10.00%	10 100.00%				1 10.00%				1 10.00%
Others	6		4 66.67%	5 83.33%	3 50.00%				4 66.67%				2 33.33%
	<b>158</b>		<b>31</b>	<b>147</b>	<b>86</b>	<b>4</b>			<b>28</b>				<b>27</b>

**27A.460 (2) Percentages of fines, imprisonment, or other penalty assessment;**

\* Percentages are based on total sentence records per category (convicted, acquitted...etc)

\* There can be multiple sentence conditions to a single charge.

**Plea Type**

**27A.460 - (5), (6)**

		GUILTY	NOT GUILTY	UNKNOWN PLEA TYPE	TOTAL
Felony Charges	Original_Plea	-	1 0.48%	209 99.52%	210 100.00%
	Final_Plea	1 0.48%	-	209 99.52%	210 100.00%
Felony amended to Non-Felony	Original_Plea	-	-	1 100.00%	1 100.00%
	Final_Plea	-	-	1 100.00%	1 100.00%

**27A.460 (5) Percentage of pleas as charges;**

**27A.460 (6) Percentage of pleas to reduce charges;**

**ADMINISTRATIVE OFFICE OF THE COURTS**

Research & Statistics

**Annual Report FY 2018**

**Circuit Court - "Felony" Criminal Cases**

**UNION**

Cases can have multiple charges which are heard either by a court trial, jury trial, no trial or by a combination of trial types. Depending upon the seriousness of the offense and the consequences of a guilty verdict, defendants in criminal cases have the constitutional right to a jury of their peers. In a jury trial, the Judge decides questions of law, and the jury decides whether the defendant is guilty or not guilty on each of the offense(s) charged. In a court trial, the judge decides questions of law and decides if guilty or not guilty on each offense(s) charges. The cases are categorized by how all the charges within the case were disposed. If all charges were disposed by the same trial type, it's counted in the separate category, otherwise, it's counted within the "Mixed Trial" category. If a charge had a nothing entered or it had "no trial" it's counted in the "No Trial" category.

<b>Cases by Trial Type</b>	<b>27A.460 - (7), (8), (9), (10)</b>	<b>NO TRIAL</b>	<b>Total</b>
Felony Amended Down to Non-Felony		<b>1</b> 100.00%	<b>1</b> 100.00%
Felony Charges		<b>127</b> 100.00%	<b>127</b> 100.00%
Felony Convictions		<b>92</b> 100.00%	<b>92</b> 100.00%

*27A.460 (7) Percentage of disposition to guilty as charged by trial;  
 27A.460 (8) Percentage of those found guilty of lesser charge by trial;  
 27A.460 (9) Percentage of cases where jury trial taken;  
 27A.460 (10) Percentage of trials which are bench (court) trials; and*

**Shock Probation by  
Disposition Type**

	<b>27A.440 (3b)</b>	<b>Denied</b>	<b>Granted</b>	<b>Vacated</b>	<b>Total</b>
0026090 SHOCK PROBATION IN FELONY CONVICTIONS		<b>12</b> 31.58%	<b>25</b> 65.79%	<b>1</b> 2.63%	<b>38</b> 100.0000%

**27A.440 (3) Cases in which shock probation has been granted:**  
 (b) Extracted data on shock probation shall be placed in the annual report of the Administrative Office of the Courts.

**ADMINISTRATIVE OFFICE OF THE COURTS**

Research & Statistics

**Annual Report FY 2018**

**Circuit Court - "Felony" Criminal Cases**

**UNION**

**Youthful Offenders**

Note: Per statute 635.020 (7) If a person who is eighteen (18) or older and before the court is charged with a felony that occurred prior to his eighteenth birthday, the court shall, upon motion of the county attorney made prior to adjudication, and after the county attorney has consulted with the Commonwealth's attorney, that the child be proceeded against as a youthful offender, proceed in accordance with the provisions of KRS 640.010.

The youthful offender data is pulled by looking at the circuit criminal cases with defendant's age calculated from date of birth to the case filing date, which is under 18, however, those eighteen(18) or older may not be accounted.

There were 3 felony level offenses and 0 non-felony level offenses disposed within 2 circuit criminal cases during the fiscal year. Non-felony offenses include misdemeanor, violation, local ordinance or other level offense(s) within those cases.

27A.460 - (11)		Charges	Cases
Felony		3	2
Felony amended to Non-Felony		-	

**27A.460 (11) The number of juvenile offenders tried as an adult.**

Of the 3 felony level offenses disposed within the youthful offender cases, 3 (100.00%) charges were convicted.

Youthful Offender	Convictions	Total
	3 100.00%	3 100.00%

Youthful Offender	GUILTY	Total
	3 100.00%	3 100.00%

**ADMINISTRATIVE OFFICE OF THE COURTS**

Research & Statistics

**Annual Report FY 2018**

**Circuit Court - "Felony" Criminal Cases**

**WARREN**

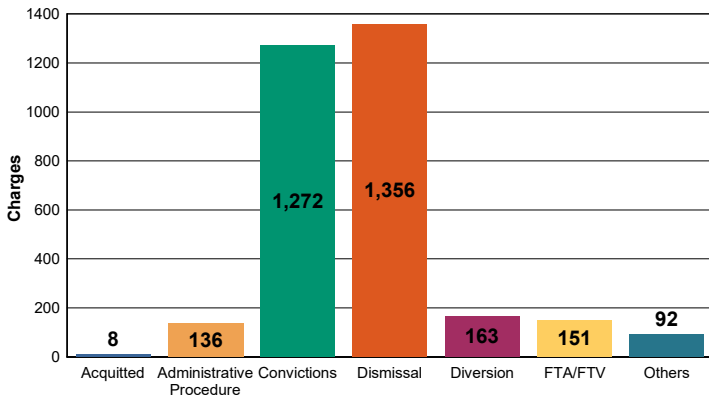
There were 3,178 felony level offenses and 73 non-felony level offenses disposed within 1,540 circuit criminal cases during the fiscal year. Non-felony offenses include misdemeanor, violation, local ordinance or other level offense(s) within those cases.

	<b>Charges</b>	<b>Cases</b>
<b>Felony</b>	3,178	1,540
<b>Felony amended to Non-Felony</b>	73	

Of those 3,178 felony offenses, 1,272 (40.03%) were convicted; 8 were acquitted (0.25%); and 1,356 (42.67%) were dismissed.

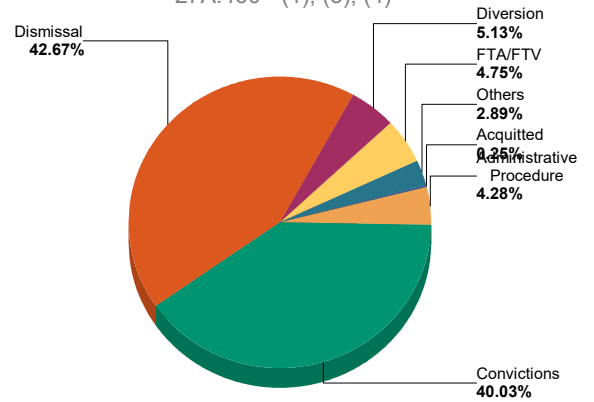
**Felony Charges by Disposition Type**

27A.460 - (1), (3), (4)



**Percent of Charges by Disposition Type**

27A.460 - (1), (3), (4)



**27A.460 (1) Conviction percentages;**

**27A.460 (3) Percentage of acquittals;**

**27A.460(4) Percentage of dismissals;**

\* "Others" disposition type include: Denied, Extradition, Grand Jury, Granted, Hung Jury, Merged, Mistrial, No Action Taken By Grand Jury, Other, Pardon - Prior to Adjudication Only, Peace Bond, Remanded, Set Aside/Voided, Sealed Records, Transfer, Drug Court Transfer, Vacated Judgment



**ADMINISTRATIVE OFFICE OF THE COURTS**

Research & Statistics

**Annual Report FY 2018**

**Circuit Court - "Felony" Criminal Cases**

**WARREN**

**Sentence Information by Charge Disposition Type**

27A.460 - (2)	Sentence Records	Jail or Prison Conditionally Discharged	Jail or Prison Suspended	Jail or Prison Time > 0	Net Costs > \$0.00	Net Fines > \$0.00	Net Home Incarceration Time	Net Home Incarceration Time Suspended	Net Probation Time Supervised	Net Probation Time Unsupervised	Net Suspended Costs > \$0.00	Net Suspended Fines > \$0.00	Other Conditions
Convicted	1,224	4 0.33%	523 42.73%	1,224 100.00%	593 48.45%	14 1.14%			491 40.11%	23 1.88%			421 34.40%
Dismissed	4		4 100.00%	4 100.00%	2 50.00%				2 50.00%	2 50.00%			2 50.00%
Diverted	1			1 100.00%	1 100.00%	1 100.00%							1 100.00%
Others	5			5 100.00%	3 60.00%								
	1,234	4	527	1,234	599	15			493	25			424

**27A.460 (2) Percentages of fines, imprisonment, or other penalty assessment;**

\* Percentages are based on total sentence records per category (convicted, acquitted...etc)

\* There can be multiple sentence conditions to a single charge.

**Plea Type**

**27A.460 - (5), (6)**

		GUILTY	NOT GUILTY	UNKNOWN PLEA TYPE	TOTAL
Felony Charges	Original_Plea	3 0.09%	932 29.33%	2,243 70.58%	3,178 100.00%
	Final_Plea	914 28.76%	21 0.66%	2,243 70.58%	3,178 100.00%
Felony amended to Non-Felony	Original_Plea	- 0.00%	4 5.48%	69 94.52%	73 100.00%
	Final_Plea	4 5.48%	- 0.00%	69 94.52%	73 100.00%

**27A.460 (5) Percentage of pleas as charges;**

**27A.460 (6) Percentage of pleas to reduce charges;**

**ADMINISTRATIVE OFFICE OF THE COURTS**

Research & Statistics

**Annual Report FY 2018**

**Circuit Court - "Felony" Criminal Cases**

**WARREN**

Cases can have multiple charges which are heard either by a court trial, jury trial, no trial or by a combination of trial types. Depending upon the seriousness of the offense and the consequences of a guilty verdict, defendants in criminal cases have the constitutional right to a jury of their peers. In a jury trial, the Judge decides questions of law, and the jury decides whether the defendant is guilty or not guilty on each of the offense(s) charged. In a court trial, the judge decides questions of law and decides if guilty or not guilty on each offense(s) charges. The cases are categorized by how all the charges within the case were disposed. If all charges were disposed by the same trial type, it's counted in the separate category, otherwise, it's counted within the "Mixed Trial" category. If a charge had a nothing entered or it had "no trial" it's counted in the "No Trial" category.

<b>Cases by Trial Type</b>	<b>27A.460 - (7), (8), (9), (10)</b>	<b>COURT TRIAL</b>	<b>JURY TRIAL</b>	<b>NO TRIAL</b>	<b>Total</b>
Felony Amended Down to Non-Felony		-	-	<b>68</b> 100.00%	<b>68</b> 100.00%
Felony Charges		<b>1</b> 0.06%	<b>6</b> 0.39%	<b>1,535</b> 99.68%	<b>1,542</b> 100.13%
Felony Convictions		<b>1</b> 0.11%	<b>3</b> 0.33%	<b>905</b> 99.56%	<b>909</b> 100.00%

*27A.460 (7) Percentage of disposition to guilty as charged by trial;  
 27A.460 (8) Percentage of those found guilty of lesser charge by trial;  
 27A.460 (9) Percentage of cases where jury trial taken;  
 27A.460 (10) Percentage of trials which are bench (court) trials; and*

**Shock Probation by  
Disposition Type**

	<b>Denied</b>	<b>Granted</b>	<b>Others</b>	<b>Vacated</b>	<b>Withdrawn</b>	<b>Total</b>
<b>27A.440 (3b)</b>						
0026090 SHOCK PROBATION IN FELONY CONVICTIONS	<b>492</b> 62.04%	<b>277</b> 34.93%	<b>1</b> 0.13%	<b>1</b> 0.13%	<b>22</b> 2.77%	<b>793</b> 100.0000%

**27A.440 (3) Cases in which shock probation has been granted:**  
 (b) Extracted data on shock probation shall be placed in the annual report of the Administrative Office of the Courts.

**ADMINISTRATIVE OFFICE OF THE COURTS**

Research & Statistics

**Annual Report FY 2018**

**Circuit Court - "Felony" Criminal Cases**

**WARREN**

**Youthful Offenders**

Note: Per statute 635.020 (7) If a person who is eighteen (18) or older and before the court is charged with a felony that occurred prior to his eighteenth birthday, the court shall, upon motion of the county attorney made prior to adjudication, and after the county attorney has consulted with the Commonwealth's attorney, that the child be proceeded against as a youthful offender, proceed in accordance with the provisions of KRS 640.010.

The youthful offender data is pulled by looking at the circuit criminal cases with defendant's age calculated from date of birth to the case filing date, which is under 18, however, those eighteen(18) or older may not be accounted.

There were 4 felony level offenses and 0 non-felony level offenses disposed within 1 circuit criminal cases during the fiscal year. Non-felony offenses include misdemeanor, violation, local ordinance or other level offense(s) within those cases.

27A.460 - (11)	Charges	Cases
Felony	4	1
Felony amended to Non-Felony	-	

**27A.460 (11) The number of juvenile offenders tried as an adult.**

Of the 4 felony level offenses disposed within the youthful offender cases, (%) charges were convicted.

Youthful Offender	FTA/FTV	Total
Felony Charges by Disposition Type	4 100.00%	4 100.00%

**ADMINISTRATIVE OFFICE OF THE COURTS**

Research & Statistics

**Annual Report FY 2018**

**Circuit Court - "Felony" Criminal Cases**

**WASHINGTON**

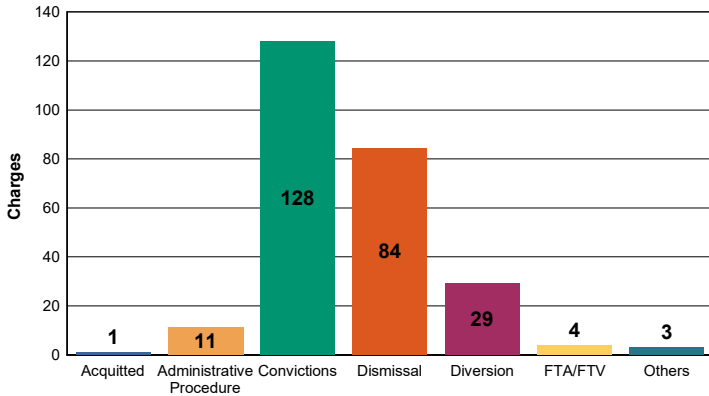
There were 260 felony level offenses and 11 non-felony level offenses disposed within 126 circuit criminal cases during the fiscal year. Non-felony offenses include misdemeanor, violation, local ordinance or other level offense(s) within those cases.

	<b>Charges</b>	<b>Cases</b>
<b>Felony</b>	260	126
<b>Felony amended to Non-Felony</b>	11	

Of those 260 felony offenses, 128 (49.23%) were convicted; 1 were acquitted (0.38%); and 84 (32.31%) were dismissed.

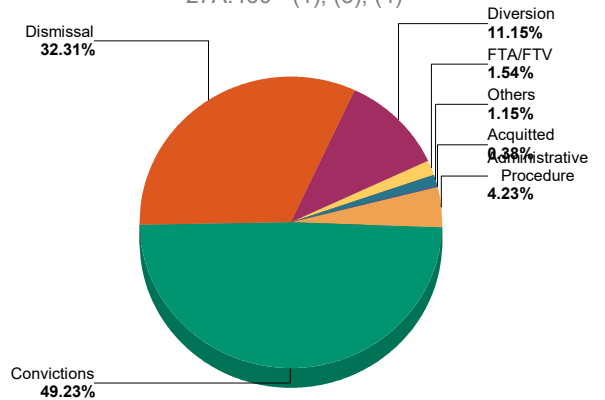
**Felony Charges by Disposition Type**

27A.460 - (1), (3), (4)



**Percent of Charges by Disposition Type**

27A.460 - (1), (3), (4)



**27A.460 (1) Conviction percentages;**

**27A.460 (3) Percentage of acquittals;**

**27A.460(4) Percentage of dismissals;**

\* "Others" disposition type include: Denied, Extradition, Grand Jury, Granted, Hung Jury, Merged, Mistrial, No Action Taken By Grand Jury, Other, Pardon - Prior to Adjudication Only, Peace Bond, Remanded, Set Aside/Voided, Sealed Records, Transfer, Drug Court Transfer, Vacated Judgment

**ADMINISTRATIVE OFFICE OF THE COURTS**

Research & Statistics

**Annual Report FY 2018**

**Circuit Court - "Felony" Criminal Cases**

**WASHINGTON**

**Sentence Information by Charge Disposition Type**

27A.460 - (2)	Sentence Records	Jail or Prison Conditionally Discharged	Jail or Prison Suspended	Jail or Prison Time > 0	Net Costs > \$0.00	Net Fines > \$0.00	Net Home Incarceration Time	Net Home Incarceration Time Suspended	Net Probation Time Supervised	Net Probation Time Unsupervised	Net Suspended Costs > \$0.00	Net Suspended Fines > \$0.00	Other Conditions
Convicted	116	36 31.03%	17 14.66%	103 88.79%	47 40.52%	4 3.45%			45 38.79%	7 6.03%			44 37.93%
Dismissed	2				2 100.00%								
Diverted	3	1 33.33%		1 33.33%	3 100.00%				1 33.33%				3 100.00%
Others	1	1 100.00%		1 100.00%	1 100.00%	1 100.00%			1 100.00%				1 100.00%
	<b>122</b>	<b>38</b>	<b>17</b>	<b>105</b>	<b>53</b>	<b>5</b>			<b>47</b>	<b>7</b>			<b>48</b>

**27A.460 (2) Percentages of fines, imprisonment, or other penalty assessment;**

\* Percentages are based on total sentence records per category (convicted, acquitted...etc)

\* There can be multiple sentence conditions to a single charge.

**Plea Type**

**27A.460 - (5), (6)**

		GUILTY	NOT GUILTY	UNKNOWN PLEA TYPE	TOTAL
Felony Charges	Original_Plea	7 2.69%	128 49.23%	125 48.08%	260 100.00%
	Final_Plea	134 51.54%	1 0.38%	125 48.08%	260 100.00%
Felony amended to Non-Felony	Original_Plea	-	2 18.18%	9 81.82%	11 100.00%
	Final_Plea	2 18.18%	-	9 81.82%	11 100.00%

**27A.460 (5) Percentage of pleas as charges;**

**27A.460 (6) Percentage of pleas to reduce charges;**

**ADMINISTRATIVE OFFICE OF THE COURTS**

Research & Statistics

**Annual Report FY 2018**

**Circuit Court - "Felony" Criminal Cases**

**WASHINGTON**

Cases can have multiple charges which are heard either by a court trial, jury trial, no trial or by a combination of trial types. Depending upon the seriousness of the offense and the consequences of a guilty verdict, defendants in criminal cases have the constitutional right to a jury of their peers. In a jury trial, the Judge decides questions of law, and the jury decides whether the defendant is guilty or not guilty on each of the offense(s) charged. In a court trial, the judge decides questions of law and decides if guilty or not guilty on each offense(s) charges. The cases are categorized by how all the charges within the case were disposed. If all charges were disposed by the same trial type, it's counted in the separate category, otherwise, it's counted within the "Mixed Trial" category. If a charge had a nothing entered or it had "no trial" it's counted in the "No Trial" category.

<b>Cases by Trial Type</b>	<b>27A.460 - (7), (8), (9), (10)</b>	<b>JURY TRIAL</b>	<b>NO TRIAL</b>	<b>Total</b>
Felony Amended Down to Non-Felony		-	<b>9</b> 100.00%	<b>9</b> 100.00%
Felony Charges		<b>1</b> 0.79%	<b>125</b> 99.21%	<b>126</b> 100.00%
Felony Convictions		-	<b>59</b> 100.00%	<b>59</b> 100.00%

*27A.460 (7) Percentage of disposition to guilty as charged by trial;  
 27A.460 (8) Percentage of those found guilty of lesser charge by trial;  
 27A.460 (9) Percentage of cases where jury trial taken;  
 27A.460 (10) Percentage of trials which are bench (court) trials; and*

**Shock Probation by  
Disposition Type**

	<b>27A.440 (3b)</b>	<b>Denied</b>	<b>Granted</b>	<b>Total</b>
0026090 SHOCK PROBATION IN FELONY CONVICTIONS		<b>24</b> 92.31%	<b>2</b> 7.69%	<b>26</b> 100.0000%

**27A.440 (3) Cases in which shock probation has been granted:**  
 (b) Extracted data on shock probation shall be placed in the annual report of the Administrative Office of the Courts.

**ADMINISTRATIVE OFFICE OF THE COURTS**

Research & Statistics

**Annual Report FY 2018**

**Circuit Court - "Felony" Criminal Cases**

**WASHINGTON**

**Youthful Offenders**

Note: Per statute 635.020 (7) If a person who is eighteen (18) or older and before the court is charged with a felony that occurred prior to his eighteenth birthday, the court shall, upon motion of the county attorney made prior to adjudication, and after the county attorney has consulted with the Commonwealth's attorney, that the child be proceeded against as a youthful offender, proceed in accordance with the provisions of KRS 640.010.

The youthful offender data is pulled by looking at the circuit criminal cases with defendant's age calculated from date of birth to the case filing date, which is under 18, however, those eighteen(18) or older may not be accounted.

There were 4 felony level offenses and 0 non-felony level offenses disposed within 1 circuit criminal cases during the fiscal year. Non-felony offenses include misdemeanor, violation, local ordinance or other level offense(s) within those cases.

27A.460 - (11)	Charges	Cases
Felony	4	1
Felony amended to Non-Felony	-	

**27A.460 (11) The number of juvenile offenders tried as an adult.**

Of the 4 felony level offenses disposed within the youthful offender cases, (%) charges were convicted.

Youthful Offender	Dismissal	Total
Felony Charges by Disposition Type	4 100.00%	4 100.00%

**ADMINISTRATIVE OFFICE OF THE COURTS**

Research & Statistics

**Annual Report FY 2018**

**Circuit Court - "Felony" Criminal Cases**

**WAYNE**

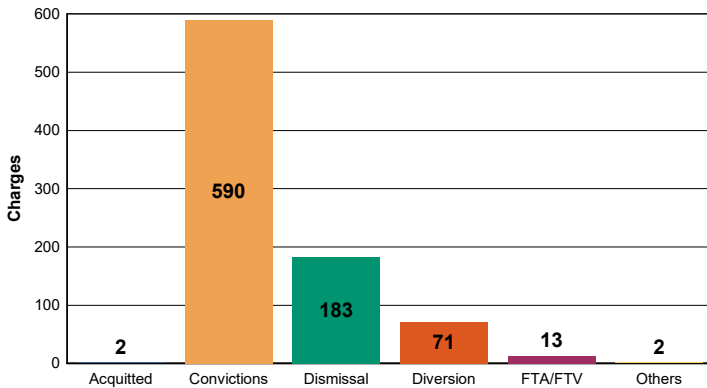
There were 861 felony level offenses and 10 non-felony level offenses disposed within 361 circuit criminal cases during the fiscal year. Non-felony offenses include misdemeanor, violation, local ordinance or other level offense(s) within those cases.

	<b>Charges</b>	<b>Cases</b>
<b>Felony</b>	861	361
<b>Felony amended to Non-Felony</b>	10	

Of those 861 felony offenses, 590 (68.52%) were convicted; 2 were acquitted (0.23%); and 183 (21.25%) were dismissed.

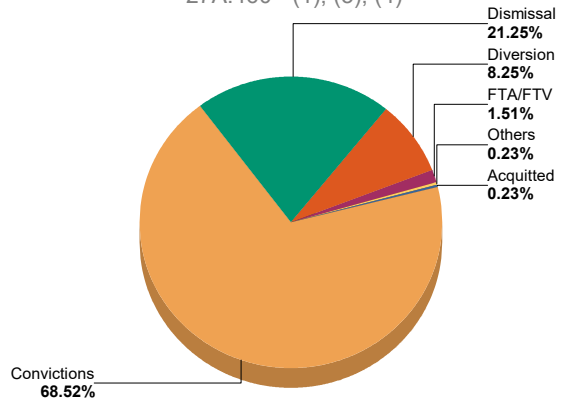
**Felony Charges by Disposition Type**

27A.460 - (1), (3), (4)



**Percent of Charges by Disposition Type**

27A.460 - (1), (3), (4)



**27A.460 (1) Conviction percentages;**

**27A.460 (3) Percentage of acquittals;**

**27A.460(4) Percentage of dismissals;**

\* "Others" disposition type include: Denied, Extradition, Grand Jury, Granted, Hung Jury, Merged, Mistrial, No Action Taken By Grand Jury, Other, Pardon - Prior to Adjudication Only, Peace Bond, Remanded, Set Aside/Voided, Sealed Records, Transfer, Drug Court Transfer, Vacated Judgment



**ADMINISTRATIVE OFFICE OF THE COURTS**

Research & Statistics

**Annual Report FY 2018**

**Circuit Court - "Felony" Criminal Cases**

**WAYNE**

**Sentence Information by Charge Disposition Type**

27A.460 - (2)	Sentence Records	Jail or Prison Conditionally Discharged	Jail or Prison Suspended	Jail or Prison Time > 0	Net Costs > \$0.00	Net Fines > \$0.00	Net Home Incarceration Time	Net Home Incarceration Time Suspended	Net Probation Time Supervised	Net Probation Time Unsupervised	Net Suspended Costs > \$0.00	Net Suspended Fines > \$0.00	Other Conditions
Convicted	567	1 0.18%	271 47.80%	567 100.00%	217 38.27%	-	1 0.18%	-	170 29.98%	92 16.23%	-	-	222 39.15%
Others	1	-	-	1 100.00%	1 100.00%	-	-	-	-	-	-	-	1 100.00%
	568	1	271	568	218	-	1	-	170	92	-	-	223

**27A.460 (2) Percentages of fines, imprisonment, or other penalty assessment;**

\* Percentages are based on total sentence records per category (convicted, acquitted...etc)

\* There can be multiple sentence conditions to a single charge.

**Plea Type**

27A.460 - (5), (6)		GUILTY	NOT GUILTY	UNKNOWN PLEA TYPE	TOTAL
Felony Charges	Original_Plea	6 0.70%	544 63.18%	311 36.12%	861 100.00%
	Final_Plea	538 62.49%	12 1.39%	311 36.12%	861 100.00%
Felony amended to Non-Felony	Original_Plea	-	-	10 100.00%	10 100.00%
	Final_Plea	-	-	10 100.00%	10 100.00%

**27A.460 (5) Percentage of pleas as charges;**

**27A.460 (6) Percentage of pleas to reduce charges;**

**ADMINISTRATIVE OFFICE OF THE COURTS**

Research & Statistics

**Annual Report FY 2018**

**Circuit Court - "Felony" Criminal Cases**

**WAYNE**

Cases can have multiple charges which are heard either by a court trial, jury trial, no trial or by a combination of trial types. Depending upon the seriousness of the offense and the consequences of a guilty verdict, defendants in criminal cases have the constitutional right to a jury of their peers. In a jury trial, the Judge decides questions of law, and the jury decides whether the defendant is guilty or not guilty on each of the offense(s) charged. In a court trial, the judge decides questions of law and decides if guilty or not guilty on each offense(s) charges. The cases are categorized by how all the charges within the case were disposed. If all charges were disposed by the same trial type, it's counted in the separate category, otherwise, it's counted within the "Mixed Trial" category. If a charge had a nothing entered or it had "no trial" it's counted in the "No Trial" category.

<b>Cases by Trial Type</b>	<b>27A.460 - (7), (8), (9), (10)</b>	<b>JURY TRIAL</b>	<b>NO TRIAL</b>	<b>Total</b>
Felony Amended Down to Non-Felony		-	8 100.00%	8 100.00%
Felony Charges		3 0.83%	360 99.72%	363 100.55%
Felony Convictions		1 0.41%	242 99.59%	243 100.00%

*27A.460 (7) Percentage of disposition to guilty as charged by trial;  
 27A.460 (8) Percentage of those found guilty of lesser charge by trial;  
 27A.460 (9) Percentage of cases where jury trial taken;  
 27A.460 (10) Percentage of trials which are bench (court) trials; and*

**Shock Probation by  
Disposition Type**

	<b>27A.440 (3b)</b>	<b>Denied</b>	<b>Granted</b>	<b>Total</b>
0026090 SHOCK PROBATION IN FELONY CONVICTIONS		27 87.10%	4 12.90%	31 100.0000%

**27A.440 (3) Cases in which shock probation has been granted:**  
 (b) Extracted data on shock probation shall be placed in the annual report of the Administrative Office of the Courts.

**ADMINISTRATIVE OFFICE OF THE COURTS**

Research & Statistics

**Annual Report FY 2018**

**Circuit Court - "Felony" Criminal Cases**

**WEBSTER**

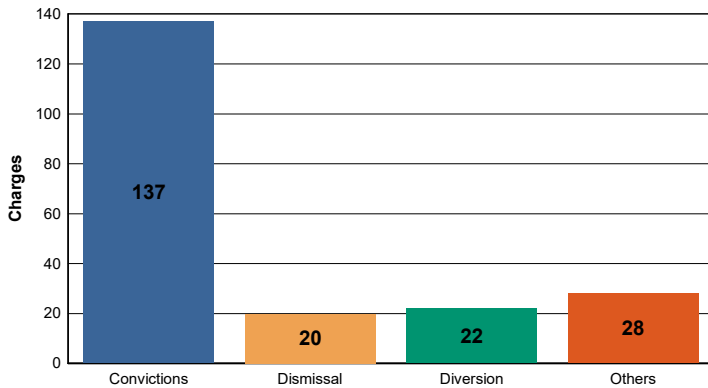
There were 207 felony level offenses and 7 non-felony level offenses disposed within 85 circuit criminal cases during the fiscal year. Non-felony offenses include misdemeanor, violation, local ordinance or other level offense(s) within those cases.

	<b>Charges</b>	<b>Cases</b>
<b>Felony</b>	207	85
<b>Felony amended to Non-Felony</b>	7	

Of those 207 felony offenses, 137 (66.18%) were convicted; were acquitted (%); and 20 (9.66%) were dismissed.

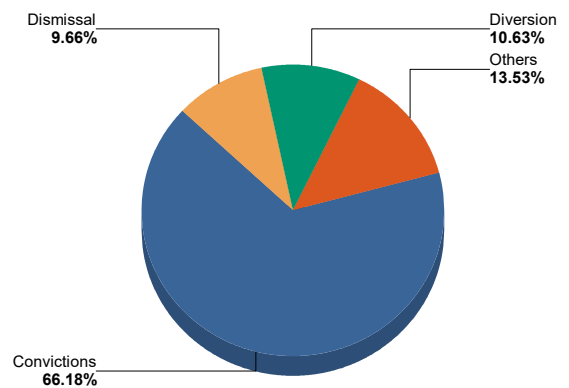
**Felony Charges by Disposition Type**

27A.460 - (1), (3), (4)



**Percent of Charges by Disposition Type**

27A.460 - (1), (3), (4)



**27A.460 (1) Conviction percentages;**

**27A.460 (3) Percentage of acquittals;**

**27A.460(4) Percentage of dismissals;**

\* "Others" disposition type include: Denied, Extradition, Grand Jury, Granted, Hung Jury, Merged, Mistrial, No Action Taken By Grand Jury, Other, Pardon - Prior to Adjudication Only, Peace Bond, Remanded, Set Aside/Voided, Sealed Records, Transfer, Drug Court Transfer, Vacated Judgment

**ADMINISTRATIVE OFFICE OF THE COURTS**

Research & Statistics

Annual Report FY 2018

Circuit Court - "Felony" Criminal Cases

**WEBSTER**

**Sentence Information by Charge Disposition Type**

27A.460 - (2)	Sentence Records	Jail or Prison Conditionally Discharged	Jail or Prison Suspended	Jail or Prison Time > 0	Net Costs > \$0.00	Net Fines > \$0.00	Net Home Incarceration Time	Net Home Incarceration Time Suspended	Net Probation Time Supervised	Net Probation Time Unsupervised	Net Suspended Costs > \$0.00	Net Suspended Fines > \$0.00	Other Conditions
Convicted	135	16 11.85%		135 100.00%	36 26.67%				14 10.37%	1 0.74%			10 7.41%
Diverted	5			1 20.00%									5 100.00%
Others	14	2 14.29%	10 71.43%	12 85.71%	1 7.14%				13 92.86%				
	154	18	10	148	37				27	1			15

27A.460 (2) Percentages of fines, imprisonment, or other penalty assessment;

\* Percentages are based on total sentence records per category (convicted, acquitted...etc)

\* There can be multiple sentence conditions to a single charge.

**Plea Type**

27A.460 - (5), (6)

		GUILTY	NOT GUILTY	UNKNOWN PLEA TYPE	TOTAL
Felony Charges	Original_Plea	1 0.48%	3 1.45%	203 98.07%	207 100.00%
	Final_Plea	4 1.93%		203 98.07%	207 100.00%
Felony amended to Non-Felony	Original_Plea		1 14.29%	6 85.71%	7 100.00%
	Final_Plea		1 14.29%	6 85.71%	7 100.00%

27A.460 (5) Percentage of pleas as charges;

27A.460 (6) Percentage of pleas to reduce charges;

**ADMINISTRATIVE OFFICE OF THE COURTS**

Research & Statistics

**Annual Report FY 2018**

**Circuit Court - "Felony" Criminal Cases**

**WEBSTER**

Cases can have multiple charges which are heard either by a court trial, jury trial, no trial or by a combination of trial types. Depending upon the seriousness of the offense and the consequences of a guilty verdict, defendants in criminal cases have the constitutional right to a jury of their peers. In a jury trial, the Judge decides questions of law, and the jury decides whether the defendant is guilty or not guilty on each of the offense(s) charged. In a court trial, the judge decides questions of law and decides if guilty or not guilty on each offense(s) charges. The cases are categorized by how all the charges within the case were disposed. If all charges were disposed by the same trial type, it's counted in the separate category, otherwise, it's counted within the "Mixed Trial" category. If a charge had a nothing entered or it had "no trial" it's counted in the "No Trial" category.

<b>Cases by Trial Type</b>	<b>27A.460 - (7), (8), (9), (10)</b>	<b>NO TRIAL</b>	<b>Total</b>
Felony Amended Down to Non-Felony		<b>7</b> 100.00%	<b>7</b> 100.00%
Felony Charges		<b>85</b> 100.00%	<b>85</b> 100.00%
Felony Convictions		<b>52</b> 100.00%	<b>52</b> 100.00%

*27A.460 (7) Percentage of disposition to guilty as charged by trial;  
 27A.460 (8) Percentage of those found guilty of lesser charge by trial;  
 27A.460 (9) Percentage of cases where jury trial taken;  
 27A.460 (10) Percentage of trials which are bench (court) trials; and*

**Shock Probation by  
Disposition Type**

	<b>27A.440 (3b)</b>	<b>Denied</b>	<b>Granted</b>	<b>Total</b>
0026090 SHOCK PROBATION IN FELONY CONVICTIONS		<b>4</b> 28.57%	<b>10</b> 71.43%	<b>14</b> 100.0000%

**27A.440 (3) Cases in which shock probation has been granted:**  
 (b) Extracted data on shock probation shall be placed in the annual report of the Administrative Office of the Courts.

**ADMINISTRATIVE OFFICE OF THE COURTS**

Research & Statistics

**Annual Report FY 2018**

**Circuit Court - "Felony" Criminal Cases**

**WHITLEY**

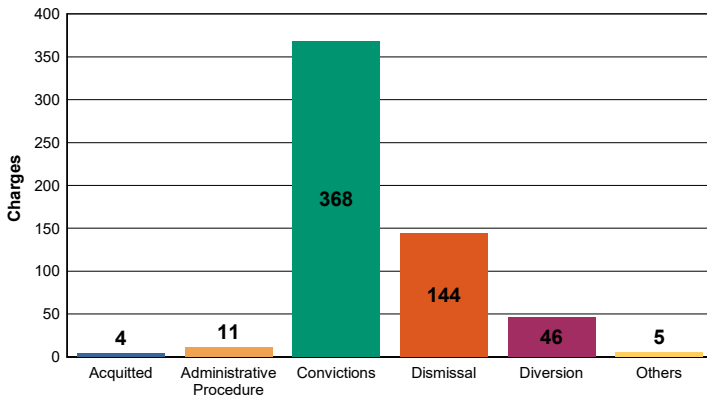
There were 578 felony level offenses and 11 non-felony level offenses disposed within 267 circuit criminal cases during the fiscal year. Non-felony offenses include misdemeanor, violation, local ordinance or other level offense(s) within those cases.

	<b>Charges</b>	<b>Cases</b>
<b>Felony</b>	578	267
<b>Felony amended to Non-Felony</b>	11	

Of those 578 felony offenses, 368 (63.67%) were convicted; 4 were acquitted (0.69%); and 144 (24.91%) were dismissed.

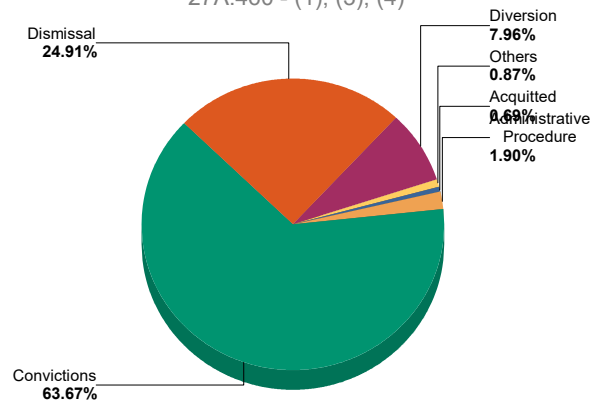
**Felony Charges by Disposition Type**

27A.460 - (1), (3), (4)



**Percent of Charges by Disposition Type**

27A.460 - (1), (3), (4)



**27A.460 (1) Conviction percentages;**

**27A.460 (3) Percentage of acquittals;**

**27A.460(4) Percentage of dismissals;**

\* "Others" disposition type include: Denied, Extradition, Grand Jury, Granted, Hung Jury, Merged, Mistrial, No Action Taken By Grand Jury, Other, Pardon - Prior to Adjudication Only, Peace Bond, Remanded, Set Aside/Voided, Sealed Records, Transfer, Drug Court Transfer, Vacated Judgment

**ADMINISTRATIVE OFFICE OF THE COURTS**

Research & Statistics

**Annual Report FY 2018**

**Circuit Court - "Felony" Criminal Cases**

**WHITLEY**

**Sentence Information by Charge Disposition Type**

<b>27A.460 - (2)</b>	Sentence Records	Jail or Prison Conditionally Discharged	Jail or Prison Suspended	Jail or Prison Time > 0	Net Costs > \$0.00	Net Fines > \$0.00	Net Home Incarceration Time	Net Home Incarceration Time Suspended	Net Probation Time Supervised	Net Probation Time Unsupervised	Net Suspended Costs > \$0.00	Net Suspended Fines > \$0.00	Other Conditions
Convicted	361	219 60.66%		360 99.72%	147 40.72%	4 1.11%			217 60.11%				1 0.28%
Dismissed	3	1 33.33%		2 66.67%	3 100.00%				1 33.33%				2 66.67%
	<b>364</b>	<b>220</b>		<b>362</b>	<b>150</b>				<b>218</b>				<b>3</b>

**27A.460 (2) Percentages of fines, imprisonment, or other penalty assessment;**

\* Percentages are based on total sentence records per category (convicted, acquitted...etc)

\* There can be multiple sentence conditions to a single charge.

**Plea Type**

	<b>27A.460 - (5), (6)</b>	<b>UNKNOWN PLEA TYPE</b>	<b>TOTAL</b>
Felony Charges	Original_Plea	578 100.00%	578 100.00%
	Final_Plea	578 100.00%	578 100.00%
Felony amended to Non-Felony	Original_Plea	11 100.00%	11 100.00%
	Final_Plea	11 100.00%	11 100.00%

**27A.460 (5) Percentage of pleas as charges;**

**27A.460 (6) Percentage of pleas to reduce charges;**

**ADMINISTRATIVE OFFICE OF THE COURTS**

Research & Statistics

**Annual Report FY 2018**

**Circuit Court - "Felony" Criminal Cases**

**WHITLEY**

Cases can have multiple charges which are heard either by a court trial, jury trial, no trial or by a combination of trial types. Depending upon the seriousness of the offense and the consequences of a guilty verdict, defendants in criminal cases have the constitutional right to a jury of their peers. In a jury trial, the Judge decides questions of law, and the jury decides whether the defendant is guilty or not guilty on each of the offense(s) charged. In a court trial, the judge decides questions of law and decides if guilty or not guilty on each offense(s) charges. The cases are categorized by how all the charges within the case were disposed. If all charges were disposed by the same trial type, it's counted in the separate category, otherwise, it's counted within the "Mixed Trial" category. If a charge had a nothing entered or it had "no trial" it's counted in the "No Trial" category.

<b>Cases by Trial Type</b>	<b>27A.460 - (7), (8), (9), (10)</b>	<b>JURY TRIAL</b>	<b>NO TRIAL</b>	<b>Total</b>
Felony Amended Down to Non-Felony		-	9 100.00%	9 100.00%
Felony Charges		1 0.37%	266 99.63%	267 100.00%
Felony Convictions		1 0.60%	166 99.40%	167 100.00%

27A.460 (7) Percentage of disposition to guilty as charged by trial;  
 27A.460 (8) Percentage of those found guilty of lesser charge by trial;  
 27A.460 (9) Percentage of cases where jury trial taken;  
 27A.460 (10) Percentage of trials which are bench (court) trials; and

**Shock Probation by  
Disposition Type**

<b>27A.440 (3b)</b>	<b>Denied</b>	<b>Granted</b>	<b>Others</b>	<b>Withdrawn</b>	<b>Total</b>
0026090 SHOCK PROBATION IN FELONY CONVICTIONS	41 74.55%	8 14.55%	1 1.82%	4 7.27%	54 98.1819%
0026100 SHOCK PROBATION IN MISDEMEANOR CONVICTIONS	1 1.82%	-	-	-	1 1.8182%

27A.440 (3) Cases in which shock probation has been granted:  
 (b) Extracted data on shock probation shall be placed in the annual report of the Administrative Office of the Courts.



**ADMINISTRATIVE OFFICE OF THE COURTS**

Research & Statistics

**Annual Report FY 2018**

**Circuit Court - "Felony" Criminal Cases**

**WOLFE**

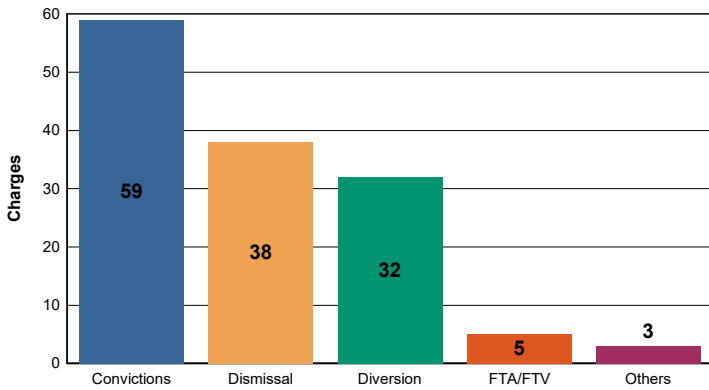
There were 137 felony level offenses and 6 non-felony level offenses disposed within 94 circuit criminal cases during the fiscal year. Non-felony offenses include misdemeanor, violation, local ordinance or other level offense(s) within those cases.

	<b>Charges</b>	<b>Cases</b>
<b>Felony</b>	137	94
<b>Felony amended to Non-Felony</b>	6	

Of those 137 felony offenses, 59 (43.07%) were convicted; were acquitted (%); and 38 (27.74%) were dismissed.

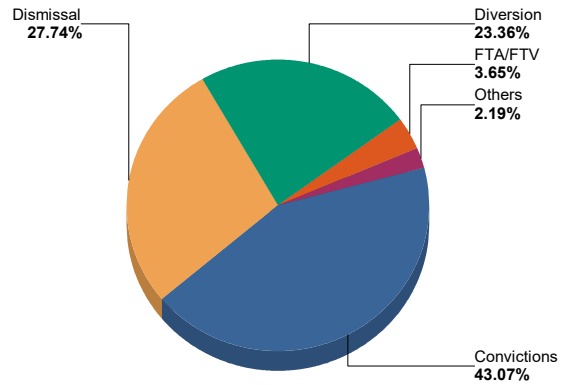
**Felony Charges by Disposition Type**

27A.460 - (1), (3), (4)



**Percent of Charges by Disposition Type**

27A.460 - (1), (3), (4)



**27A.460 (1) Conviction percentages;**

**27A.460 (3) Percentage of acquittals;**

**27A.460(4) Percentage of dismissals;**

\* "Others" disposition type include: Denied, Extradition, Grand Jury, Granted, Hung Jury, Merged, Mistrial, No Action Taken By Grand Jury, Other, Pardon - Prior to Adjudication Only, Peace Bond, Remanded, Set Aside/Voided, Sealed Records, Transfer, Drug Court Transfer, Vacated Judgment

**ADMINISTRATIVE OFFICE OF THE COURTS**

Research & Statistics

**Annual Report FY 2018**

**Circuit Court - "Felony" Criminal Cases**

**WOLFE**

**Sentence Information by Charge Disposition Type**

27A.460 - (2)	Sentence Records	Jail or Prison Conditionally Discharged	Jail or Prison Suspended	Jail or Prison Time > 0	Net Costs > \$0.00	Net Fines > \$0.00	Net Home Incarceration Time	Net Home Incarceration Time Suspended	Net Probation Time Supervised	Net Probation Time Unsupervised	Net Suspended Costs > \$0.00	Net Suspended Fines > \$0.00	Other Conditions
Convicted	58		39	58	33				39				40
		67.24%	100.00%		56.90%				67.24%				68.97%
	58		39	58	33				39				40

**27A.460 (2) Percentages of fines, imprisonment, or other penalty assessment;**

\* Percentages are based on total sentence records per category (convicted, acquitted...etc)

\* There can be multiple sentence conditions to a single charge.

**Plea Type**

	27A.460 - (5), (6)	UNKNOWN PLEA TYPE	TOTAL
Felony Charges	Original_Plea	137	137
	Final_Plea	100.00%	100.00%
Felony amended to Non-Felony	Original_Plea	6	6
	Final_Plea	100.00%	100.00%

**27A.460 (5) Percentage of pleas as charges;**

**27A.460 (6) Percentage of pleas to reduce charges;**

**ADMINISTRATIVE OFFICE OF THE COURTS**

Research & Statistics

**Annual Report FY 2018**

**Circuit Court - "Felony" Criminal Cases**

**WOLFE**

Cases can have multiple charges which are heard either by a court trial, jury trial, no trial or by a combination of trial types. Depending upon the seriousness of the offense and the consequences of a guilty verdict, defendants in criminal cases have the constitutional right to a jury of their peers. In a jury trial, the Judge decides questions of law, and the jury decides whether the defendant is guilty or not guilty on each of the offense(s) charged. In a court trial, the judge decides questions of law and decides if guilty or not guilty on each offense(s) charges. The cases are categorized by how all the charges within the case were disposed. If all charges were disposed by the same trial type, it's counted in the separate category, otherwise, it's counted within the "Mixed Trial" category. If a charge had a nothing entered or it had "no trial" it's counted in the "No Trial" category.

<b>Cases by Trial Type</b>	<b>27A.460 - (7), (8), (9), (10)</b>	<b>NO TRIAL</b>	<b>Total</b>
Felony Amended Down to Non-Felony	<b>6</b>	<b>6</b>	<b>6</b>
	100.00%	100.00%	100.00%
Felony Charges	<b>94</b>	<b>94</b>	<b>94</b>
	100.00%	100.00%	100.00%
Felony Convictions	<b>40</b>	<b>40</b>	<b>40</b>
	100.00%	100.00%	100.00%

*27A.460 (7) Percentage of disposition to guilty as charged by trial;  
 27A.460 (8) Percentage of those found guilty of lesser charge by trial;  
 27A.460 (9) Percentage of cases where jury trial taken;  
 27A.460 (10) Percentage of trials which are bench (court) trials; and*

**ADMINISTRATIVE OFFICE OF THE COURTS**

Research & Statistics

**Annual Report FY 2018**

**Circuit Court - "Felony" Criminal Cases**

**WOODFORD**

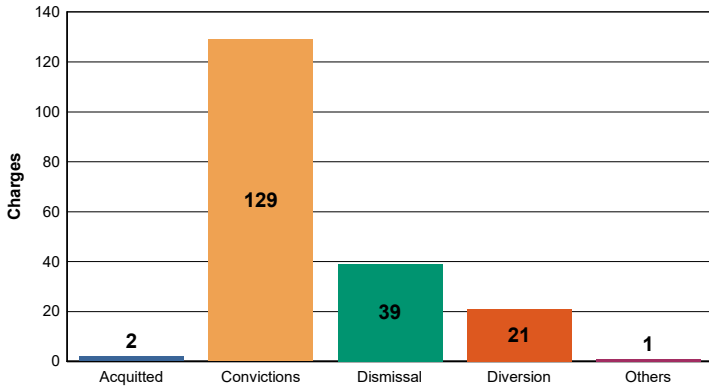
There were 192 felony level offenses and 9 non-felony level offenses disposed within 89 circuit criminal cases during the fiscal year. Non-felony offenses include misdemeanor, violation, local ordinance or other level offense(s) within those cases.

	<b>Charges</b>	<b>Cases</b>
<b>Felony</b>	192	89
<b>Felony amended to Non-Felony</b>	9	

Of those 192 felony offenses, 129 (67.19%) were convicted; 2 were acquitted (1.04%); and 39 (20.31%) were dismissed.

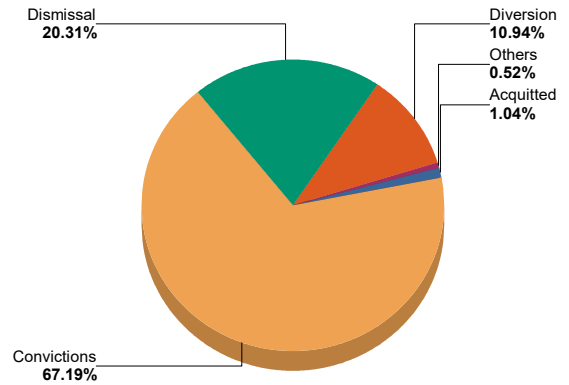
**Felony Charges by Disposition Type**

27A.460 - (1), (3), (4)



**Percent of Charges by Disposition Type**

27A.460 - (1), (3), (4)



**27A.460 (1) Conviction percentages;**

**27A.460 (3) Percentage of acquittals;**

**27A.460(4) Percentage of dismissals;**

\* "Others" disposition type include: Denied, Extradition, Grand Jury, Granted, Hung Jury, Merged, Mistrial, No Action Taken By Grand Jury, Other, Pardon - Prior to Adjudication Only, Peace Bond, Remanded, Set Aside/Voided, Sealed Records, Transfer, Drug Court Transfer, Vacated Judgment

**ADMINISTRATIVE OFFICE OF THE COURTS**

Research & Statistics

**Annual Report FY 2018**

**Circuit Court - "Felony" Criminal Cases**

**WOODFORD**

**Sentence Information by Charge Disposition Type**

27A.460 - (2)	Sentence Records	Jail or Prison Conditionally Discharged	Jail or Prison Suspended	Jail or Prison Time > 0	Net Costs > \$0.00	Net Fines > \$0.00	Net Home Incarceration Time	Net Home Incarceration Time Suspended	Net Probation Time Supervised	Net Probation Time Unsupervised	Net Suspended Costs > \$0.00	Net Suspended Fines > \$0.00	Other Conditions
Convicted	128		68 53.13%	128 100.00%	57 44.53%				65 50.78%	2 1.56%			
Dismissed	1		1 100.00%	1 100.00%	1 100.00%					1 100.00%			
	129		69	129	58				65	3			

**27A.460 (2) Percentages of fines, imprisonment, or other penalty assessment;**

\* Percentages are based on total sentence records per category (convicted, acquitted...etc)

\* There can be multiple sentence conditions to a single charge.

**Plea Type**

**27A.460 - (5), (6)**

		GUILTY	NOT GUILTY	UNKNOWN PLEA TYPE	TOTAL
Felony Charges	Original_Plea	-	112 58.33%	80 41.67%	192 100.00%
	Final_Plea	110 57.29%	2 1.04%	80 41.67%	192 100.00%
Felony amended to Non-Felony	Original_Plea	-	-	9 100.00%	9 100.00%
	Final_Plea	-	-	9 100.00%	9 100.00%

**27A.460 (5) Percentage of pleas as charges;**

**27A.460 (6) Percentage of pleas to reduce charges;**

**ADMINISTRATIVE OFFICE OF THE COURTS**

Research & Statistics

**Annual Report FY 2018**

**Circuit Court - "Felony" Criminal Cases**

**WOODFORD**

Cases can have multiple charges which are heard either by a court trial, jury trial, no trial or by a combination of trial types. Depending upon the seriousness of the offense and the consequences of a guilty verdict, defendants in criminal cases have the constitutional right to a jury of their peers. In a jury trial, the Judge decides questions of law, and the jury decides whether the defendant is guilty or not guilty on each of the offense(s) charged. In a court trial, the judge decides questions of law and decides if guilty or not guilty on each offense(s) charges. The cases are categorized by how all the charges within the case were disposed. If all charges were disposed by the same trial type, it's counted in the separate category, otherwise, it's counted within the "Mixed Trial" category. If a charge had a nothing entered or it had "no trial" it's counted in the "No Trial" category.

<b>Cases by Trial Type</b>	<b>27A.460 - (7), (8), (9), (10)</b>			
	<b>COURT TRIAL</b>	<b>JURY TRIAL</b>	<b>NO TRIAL</b>	<b>Total</b>
Felony Amended Down to Non-Felony	-	-	<b>9</b> 100.00%	<b>9</b> 100.00%
Felony Charges	<b>1</b> 1.12%	<b>1</b> 1.12%	<b>88</b> 98.88%	<b>90</b> 101.12%
Felony Convictions	<b>1</b> 1.64%	<b>1</b> 1.64%	<b>60</b> 98.36%	<b>62</b> 101.64%

*27A.460 (7) Percentage of disposition to guilty as charged by trial;  
 27A.460 (8) Percentage of those found guilty of lesser charge by trial;  
 27A.460 (9) Percentage of cases where jury trial taken;  
 27A.460 (10) Percentage of trials which are bench (court) trials; and*

**Shock Probation by  
Disposition Type**

	<b>Granted</b>	<b>Total</b>
<b>27A.440 (3b)</b>		
0026090 SHOCK PROBATION IN FELONY CONVICTIONS	<b>2</b> 100.00%	<b>2</b> 100.0000%

**27A.440 (3) Cases in which shock probation has been granted:**  
 (b) Extracted data on shock probation shall be placed in the annual report of the Administrative Office of the Courts.

**ADMINISTRATIVE OFFICE OF THE COURTS**

Research & Statistics

**Annual Report FY 2018**

**Circuit Court - "Felony" Criminal Cases**

**WOODFORD**

**Youthful Offenders**

Note: Per statute 635.020 (7) If a person who is eighteen (18) or older and before the court is charged with a felony that occurred prior to his eighteenth birthday, the court shall, upon motion of the county attorney made prior to adjudication, and after the county attorney has consulted with the Commonwealth's attorney, that the child be proceeded against as a youthful offender, proceed in accordance with the provisions of KRS 640.010.

The youthful offender data is pulled by looking at the circuit criminal cases with defendant's age calculated from date of birth to the case filing date, which is under 18, however, those eighteen(18) or older may not be accounted.

There were 19 felony level offenses and 0 non-felony level offenses disposed within 2 circuit criminal cases during the fiscal year. Non-felony offenses include misdemeanor, violation, local ordinance or other level offense(s) within those cases.

27A.460 - (11)		
	Charges	Cases
Felony	19	2
Felony amended to Non-Felony	-	

**27A.460 (11) The number of juvenile offenders tried as an adult.**

Of the 19 felony level offenses disposed within the youthful offender cases, 19 (100.00%) charges were convicted.

Youthful Offender	Convictions	Total
	19 100.00%	19 100.00%

Youthful Offender	GUILTY	Total
	19 100.00%	19 100.00%