





ANNUAL
REPORT



— 2021 —
Kentucky Court of Justice

The central graphic is a circular emblem framed by a laurel wreath. Inside the wreath, the text "ANNUAL REPORT" is written in a bold, serif font, with "ANNUAL" on the top line and "REPORT" on the bottom line, separated by a thin horizontal line. Below this text is the official seal of the Commonwealth of Kentucky Court of Justice. The seal is circular and features a central figure of a woman holding a scale of justice. The text "COMMONWEALTH OF KENTUCKY" is written around the top inner edge, and "COURT OF JUSTICE" is written around the bottom inner edge. The Latin phrase "lex et justitia" is inscribed in the center of the seal. Below the seal, the year "— 2021 —" is displayed in a large, light-colored serif font, and the words "Kentucky Court of Justice" are written in a smaller, italicized serif font at the bottom.

CONTENTS

Introduction

Report: Statewide Totals of Monies Collected by Offices of Circuit Court Clerk

Annual Report Documentation

Report: Statewide Statistics

Report: Statistics by County



Kentucky Court of Justice Annual Report FY 2021

Thank you for your interest in the [Kentucky Court of Justice](#) and its annual report for Fiscal Year 2021 (July 1, 2020-June 30, 2021).

The Administrative Office of the Courts is required by state law – KRS 27A.460, KRS 27A.470 and KRS 27A.440 – to issue an annual report. The report provides statistics for all 120 counties on the outcome of felony arrests in the following categories:

- Conviction percentages
- Percentages of fines, imprisonment or other penalty assessment
- Percentage of acquittals
- Percentage of dismissals
- Percentage of pleas as charges
- Percentage of pleas to reduce charges
- Percentage of disposition to guilty as charged by trial
- Percentage of those found guilty of lesser charge by trial
- Percentage of jury trials
- Percentage of bench trials
- The number of juvenile offenders tried as adults
- Shock probation by disposition type

For more information about the data provided in this report, please see the section titled Annual Report Documentation.

The statistics are derived from the AOC's CourtNet database and were accurate as of the date they were compiled for the report. Due to ongoing cases, the statistics will change. CourtNet is constantly updated with new information. To request current data for Fiscal Year 2021, please contact the Division of Research & Statistics at 800-928-2350.

In addition to the required data, this report contains information regarding the payment of fines, court costs, restitution and other court-ordered monetary penalties, as well as background information on the Kentucky court system.

About the Kentucky Court of Justice

You can find comprehensive information about the state court system on the [Kentucky Court of Justice website](#) and a description of the trial and appellate courts below.

There are four levels of Kentucky state courts. The two trial courts, Circuit Court and District Court, first hear the facts and issue judgments on those facts. Judicial circuits and districts vary in size and number of judges based on population and caseload.

The two appellate courts, the Supreme Court and Court of Appeals, may be asked to review the judgment of a lower court to see if a mistake was made. An appeals court generally cannot hear any new evidence and must rule on what was presented to the trial court. Citizens have the right to one appeal per lawsuit. Beyond this one appeal as a “matter of right,” further appeals are discretionary and the appellate court may refuse to review such cases.

District Court has limited jurisdiction and handles city and county ordinances, traffic offenses, non-contested probate matters, felony preliminary hearings and civil cases involving \$5,000 or less. Juvenile Court is a division of District Court and hears cases involving children under age 18 regarding guardianship, conservatorship, voluntary or involuntary commitment, child abuse and neglect, and domestic violence. Small Claims Court is also a division of District Court and is an informal, inexpensive means for people to file claims in disputes that involve \$2,500 or less. Appeals from District Court decisions are made to the local Circuit Court. District judges serve four-year terms.

Circuit Court is the court of general jurisdiction and can hear all types of cases unless the General Assembly has given exclusive jurisdiction of particular kinds of cases to another court to handle, such as District Court. Circuit Court hears civil matters involving more than \$5,000, capital offenses and felonies, divorces, adoptions, termination of parental rights, real property title disputes and contested probate matters. Circuit Court has the power to issue injunctions and writs of mandamus and prohibition to compel or prohibit acts, and to hear appeals from District Court and administrative agencies. Appeals from the Circuit Court are made to the Court of Appeals. Circuit judges serve eight-year terms.

Family Court is a division of Circuit Court. In counties that have a Family Court, the court has primary jurisdiction in cases involving families and children. Family Court hears cases involving dissolution of marriage; spousal support and equitable distribution; child support and visitation; paternity; adoption; domestic violence; dependency, neglect and abuse; termination of parental rights; and runaways and truancy. Appeals from Family Court are made to the Court of Appeals. Family Court judges serve eight-year terms.

The Kentucky Court of Appeals is the lower appellate court. With a few exceptions, most cases appealed from Circuit Court go to the Court of Appeals. The Court of Appeals also handles appeals of a Circuit Court decision on a District Court judgment. The case is not retried at the appeals level. Instead, the original trial record is reviewed, with attorneys presenting the legal issues to the Court of Appeals for a decision.

Fourteen judges, two elected from each of the seven appellate districts, serve for eight-year terms. Court of Appeals judges are divided into panels of three to review and decide cases, with the majority deciding the outcome. The panels do not sit permanently in one location but move around the state to hear appeals. The Court of Appeals occasionally publishes its rulings on cases, which means that those rulings become the governing case law for all future similar cases in Kentucky.

The Supreme Court of Kentucky is the state court of last resort and the final interpreter of Kentucky law. The Supreme Court may order a ruling or opinion to be published, which means the ruling becomes the case law governing all similar future cases in

Kentucky. Appeals involving the death penalty, life imprisonment or imprisonment for 20 years or more go directly from Circuit Court to the Supreme Court.

All other appeals must first be heard by the Court of Appeals, except those so exceptional that the Supreme Court will grant a request to bypass the Court of Appeals. Appeals from the Court of Appeals, except workers' compensation appeals, reach the Supreme Court only with the court's permission. The justices convene in Frankfort in most months to hear oral arguments.

Seven justices sit on the Supreme Court and all seven justices rule on appeals before the court. The justices are elected from seven Supreme Court districts and serve eight-year terms. A chief justice, chosen for a four-year term by his or her fellow justices, is the administrative head of the state court system and is responsible for its operation. In addition, the Supreme Court establishes rules of practice and procedure for all Kentucky judges and attorneys.

Clerks of Court

Appellate Court Clerks. The Supreme Court and Court of Appeals have clerks of court who are appointed to their positions and are responsible for the custody, control and storage of all appellate records.

Trial Court Clerks. At the trial court level, circuit court clerks are elected officials of the court and are responsible for the custody, control and safe storage of Circuit Court and District Court records. Circuit court clerks also receive lawsuits and court documents, are present during trials, schedule juries, receive fines, issue driver's licenses and handle bond money. One circuit court clerk is elected in each of Kentucky's 120 counties. Circuit court clerks serve for a term of six years.

Administrative Office of the Courts

The AOC at 1001 Vandalay Drive in Frankfort, Ky., is the administrative arm of the state court system and supports the activities of nearly 3,300 court system employees and 406 elected justices, judges and circuit court clerks. The AOC is the fiscal agent for the court system and executes the Judicial Branch budget.

We hope that you find this report informative.

Table of Contents

Report: Statewide Totals of Monies Collected by Offices of Circuit Court Clerk - 1

Annual Report Documentation - 1

Report: Statewide Statistics

Conviction percentages – 1

Percentage of acquittals – 1

Percentage of dismissals – 1

Percentages of fines, imprisonment or other penalty assessment – 2

Percentage of pleas as charges – 2

Percentage of pleas to reduce charges – 2

Percentage of disposition to guilty as charged by trial – 3

Percentage of those found guilty of lesser charge by trial – 3

Percentage of jury trials – 3

Percentage of bench trials – 3

Shock probation by disposition type – 3

The number of juvenile offenders tried as adults – 4

Report: Statistics by County - 1-387

REPORT

Statewide Totals of Monies Collected by Offices of Circuit Court Clerk

**ADMINISTRATIVE OFFICE OF THE COURTS
MONIES COLLECTED BY CIRCUIT CLERKS OFFICE
STATEWIDE TOTALS**

FISCAL YEAR: 07/01/2020 TO 06/30/2021

<u>FEEDCODE DESCRIPTION</u>	<u>CASH RECEIPTS</u>
Drivers Lien	\$19,754,410.14
Charges for Services	\$3,367,574.84
Expungement Fees	\$192,625.00
Felony Expungement Fee	\$172,920.00
Restitution Fees	\$511,818.78
Bond Filing Fee	\$1,750,553.49
Bond 10% Fee	\$190,348.74
Bond Forfeitures	\$641,594.98
Fish & Game Fines	\$167,523.70
Highway Work Zone Safety Fines	\$5,548.50
Alcohol Intoxication Fines	\$51,361.00
Energy Recovery Road Fines	\$1,729.90
Criminal/Traffic Costs	\$18,455,440.30
Crm Cost/APPprogram	\$1,174.50
Crm/KSPIC Cost	\$333,572.62
Criminal/Traffic Fines	\$9,846,451.40
Handicap Fees	\$14,601.00
State Jail Fund	\$0.00
Crime Victims Fund	\$0.00
D.U.I Service Fees	\$2,295,070.14
DUI Fee GF	\$181,848.00
DUI Fee IIF	\$237,582.01
DUI Fee	\$870,232.50
S.C.H.I.R. Fees	\$0.00
T.B.I. Fees	\$0.00
Brady Bill Fees	\$0.00
Court Facilities Fees	\$3,454,578.69
Court Security Fees	\$0.00
Civil Filing Fees	\$15,877,673.86
Access to Justice Fees	\$2,440,460.00
P.A. Partial Fees	\$856,098.97
Public Advocate Admin Fees	\$0.00
Interest Income	\$248,373.06
Over/(Short)	\$16,728.92
Total State Money	\$81,937,895.04
Jury Fund	\$413,480.50
Witness Fund	\$11,212.08
Bail Bond	\$63,754,814.80

Alimony & Support	(\$350.00)
Rest & Gar	\$10,366,448.46
Condemnation	\$9,090,748.05
County Jail	\$0.00
Collect for Others	\$30,637,355.21
Library Fees	\$426,196.95
Sheriff SS	\$0.00
Total Savings Bal	\$196,637,801.09
Spec Escrow	\$2,087,251.75
Total All Funds	\$198,725,052.84

ANNUAL REPORT DOCUMENTATION

FY 2021

The Administrative Office of the Courts shall issue an annual report beginning calendar year 1987 with sufficient detail as to be able to identify, on a county-by-county basis as well as statewide totals, for felony arrest.

AOC Annual Report
Documentation
FY 2021

AOC Annual Report

KRS 27A.460 Annual report of Administrative Office of the Courts.

The Administrative Office of the Courts shall issue an annual report beginning calendar year 1987 with sufficient detail as to be able to identify, on a county-by-county basis as well as statewide totals, for felony arrest:

- (1) Conviction percentages;*
- (2) Percentages of fines, imprisonment, or other penalty assessment;*
- (3) Percentage of acquittals;*
- (4) Percentage of dismissals;*
- (5) Percentage of pleas as charges;*
- (6) Percentage of pleas to reduce charges;*
- (7) Percentage of disposition to guilty as charged by trial;*
- (8) Percentage of those found guilty of lesser charge by trial;*
- (9) Percentage of cases where jury trial taken;*
- (10) Percentage of trials which are bench trials; and*
- (11) The number of juvenile offenders tried as an adult.*

The information gathered shall be available to all agencies involved in the criminal justice system and the public.

Effective: July 15, 1986

History: Created 1986 Ky. Acts ch. 389, sec. 22, effective July 15, 1986.

KRS 27A.440 Informational and evaluational level

The informational and evaluational level of the system shall consist of at least the following information:

- (1) KRS numbers, names and levels of offenses;*
- (2) Updates of information on:
 - (a) Payment of fines;*
 - (b) Payment of costs;*
 - (c) Payment of restitution amounts;*
 - (d) Payment of court-ordered monetary penalties other than the above; and*
 - (e) Satisfaction of other types of court-ordered restitution;**
- (3) Cases in which shock probation has been granted:
 - (a) In such cases all information required for KRS 27A.410 and 27A.420 shall be entered for each case as an update to that person's file; and*
 - (b) Extracted data on shock probation shall be placed in the annual report of the Administrative Office of the Courts.**

AOC Annual Report

Table 1 - (based on charge disposition date)

Felony level charges disposed during within Circuit Criminal “-CR-“ cases, during past Fiscal Year.

Cases – count of distinct cases

Charges – count of original charges

Excludes charges disposed:

NTB NO TRUE BILL RETURNED BY GRAND JRY

09/11/2009

The new “Drug Court Transfer” procedure was developed in compliance with the newly updated Rules of Administrative Procedure for Drug Court signed by the Chief Justice. This instruction creates a process for transferring cases. New Case Type codes have been created to prevent a defendant from having multiple convictions for the same charges in both the originating and receiving counties.

Excludes Case Type Codes:

DCTG – Drug Court (Originating Disposition Guilty)

DCTD – Drug Court (Originating Disposition Diversion)

Felony - includes felony level offenses that have not been amended, felony level offenses that have been amended to felony, and misdemeanor level offenses amended up to a felony level.

Excludes amended charge disposition types ('AMEND', 'AU', 'AD', 'AGJ', 'AUGJ', 'ACC')

Felony amended to Non-Felony - includes misdemeanor and felony amended down to misdemeanor.

Includes only amended disposition types ('AMEND', 'AU', 'AD', 'AGJ', 'AUGJ', 'ACC')

CODE	CHG DISP TYPE	CODE	DESC
ACC	AMENDED DOWN BY CIRCUIT COURT		
AD	AMENDED DOWN		
AGJ	AMENDED DOWN BY GRAND JURY		
AMEND	AMENDED		
AU	AMENDED UP		
AUGJ	AMENDED UP BY GRAND JUR		

Excludes ADDED Offenses:

UOR	KRS	DESC
0011500	431.015 (3)	FAILURE TO APPEAR, CITATION FOR MISDEMEANOR
0026010	CR59.04	MOTION FOR NEW TRIAL
0026050	520.080	BAIL JUMPING-2ND DEGREE
0026070	RCR11.42	MOTION TO VACATE SENTENCE, SET ASIDE OR CORRECT SE
0026080	CR60.02	RELIEF FROM JUDGEMENT OR ORDER/MISTAKE/INADVERTENC
0026090	439.265	SHOCK PROBATION IN FELONY CONVICTIONS
0026100	439.267	SHOCK PROBATION IN MISDEMEANOR CONVICTIONS
0026110	439.315	PAYMENT OF FEE BY RELEASED PERSONS (PROBATION, PAR
0026480	432.280	CONTEMPT OF COURT
0026590	439.430	PAROLE VIOLATION (FOR MISDEMEANOR OFFENSE)
0026600	534.060	NON-PAYMENT OF FINES
0026610	189A.130	DUI, ASSESSMENT OF FINES RESPONSE TO NONPAYMENT
0026650	439.430	PAROLE VIOLATION (FOR TECHNICAL VIOLATION)
0026680	533.050	PROBATION VIOLATION (FOR FELONY OFFENSE)
0026800	533.050	PROBATION VIOLATION (FOR MISDEMEANOR OFFENSE)
0026910	533.050	PROBATION VIOLATION (FOR TECHNICAL VIOLATION)
0026930	432.230	CONTEMPT OF COURT BY WITNESS, JUROR OFFICER
0492010	520.070	BAIL JUMPING - 1ST DEGREE
0930000	439.430	PAROLE VIOLATION
0930010	439.177	PAROLE PRIVILEGES FOR MISDEMEANANTS-JUDGE DUTIES
9017190	KRS533050	VIOLATION OF PROBATION
9026480	KRS432230	CONTEMPT OF COURT
9093390	KRS0389908	CONTEMPT OF MILITARY COURT
9096860	KRS439095	PAROLE PERSONS IN WORK HOUSE
9096870	KRS439177	PAROLE PREV FOR MISDEMEANANTS
9096890	KRS439265	SHOCK PROBATION
9096930	KRS439310	ADMINISTRATION OF PROBATION

AOC Annual Report

9096940	KRS439320	PAROLE BOARD-MEMBERS QUALIFICATI
9096970	KRS439340	PAROLE OF PERSONS CONFINED
9096990	KRS439344	EFFECT OF PAROLE TIME ON SENTENC
9097000	KRS439346	PAROLED PRISONER SUBJECT TO BOAR
9097010	KRS439348	PAROLED PRISONER UNDER SUPERVISI
9097020	KRS439352	RECOMMITMENT OF PAROLEE
9097030	KRS439354	FINAL DISCHARGE OF PAROLED PRISO
9097100	KRS439430	PAROLE VIOLATION
9097110	KRS439440	PAROLE VIOLATER:TIME
9097140	KRS439480	DUTIES OF PROBATION OFFICERS
9097180	KRS439550	PROBATED BY INFERIOR COURT
9097870	KRS432240	NO CONTEMPT FOR CRITISM OUT OF C
9097880	KRS432250	BOND FOR APPEARANCE CONTEMPT CHR
9097890	KRS432270	NO BAIL PERMITTED FOR CONTEMPT
9097910	KRS432290	EVIDENCE IN CONTEMPT TRIAL BY JU
9098090	KRS439175	PAROLE OF CERTAIN MISDEMEANANTS
9990230	533 050	PROBATION VIOLATION **AOC**

Table 2 – (Felony Charges by Disposition Type Group) KRS 27A.460 – (1),(3),(4)

Charge Disposition Type Categories:

Convicted

<u>CODE</u>	<u>CHG DISP TYPE CODE DESC</u>
ENH	ENHANCED
G	GUILTY
GM	GUILTY - MULTIPLE COUNTS
GSS	GUILTY - SEALED SENTENCE
PRPD	PRE-PAYABLE CITATION - PAID

Diverted

<u>CODE</u>	<u>CHG DISP TYPE CODE DESC</u>
DIV	DIVERSION
PTD	PRE-TRIAL DIVERSION
TRFD	DRUG COURT TRANSFER

FTA/FTV

<u>CODE</u>	<u>CHG DISP TYPE CODE DESC</u>
FTA	FAILURE TO APPEAR
FTV	FUGITIVE

AP

<u>CODE</u>	<u>CHG DISP TYPE CODE DESC</u>
AP	ADMINISTRATIVE PROCEDURE

Acquitted

<u>CODE</u>	<u>CHG DISP TYPE CODE DESC</u>
ACQ	ACQUITTED
NG	NOT GUILTY

Dismissed

<u>CODE</u>	<u>CHG DISP TYPE CODE DESC</u>
CAD	DISMISSAL BY MOTION OF PROSECUTOR
DD	DISMISSED - DIVERTED
DEC	DECEASED
DGJ	DISMISS AFTER PRESENT TO GRND JURY
DIS	DISMISSED
INC	INCOMPETENT TO STAND TRIAL
PRDIS	PRE-PREPAYABLE CITATION-DISMISSED
WD	WITHDRAWN

Others

<u>CODE</u>	<u>CHG DISP TYPE CODE DESC</u>
DDP	- DISMISSED DEFERRED PROSECUTION
DEN	- DENIED
DP	- DEFERRED PROSECUTION
GNT	- GRANTED
HNG	- HUNG JURY
MER	- MERGED

AOC Annual Report

MST	- MISTRIAL
OTH	- OTHER
REM	- REMANDED
SAV	- SET ASIDE/VOIDED
SR	- SEALED RECORDS
TRF	- TRANSFER
VAC	- VACATED JUDGMENT
VEFC	- VACATED EXPUNGED FELONY CONVICTION
VSC	- VOIDED SEALED CONVICTION

Table 3 - (Felony Charges Convicted by Disposition type)

'Conviction' category includes charges dispositions listed within Part 2.

Convicted	
CODE	CHG DISP TYPE CODE DESC
ENH	ENHANCED
G	GUILTY
GM	GUILTY - MULTIPLE COUNTS
GSS	GUILTY - SEALED SENTENCE
PRPD	PRE-PAYABLE CITATION - PAID

Table 4 -Sentence_Percentages KRS 27A.460 - (2)

Count of felony charges per categories defined in Part 2 above.

Table 5 -Plea_Percent KRS 27A.460 - (5),(6)

Original & Final Pleas of Felony Charges

Original & Final Pleas of Felony Amended down to Non-Felony

Table 6 - Trial Type KRS 27A.460 - (7),(8),(9),(10)

Count of Distinct Cases per Trial Type.

Case is counted as "court trial" if all charges within case were disposed by court trial.

Case is counted as "jury trial" if all charges within case were disposed by jury.

Case is counted in "Mixed trial" type category if some charges were disposed by court, jury or no trial.

Case is counted in "No trial" category if all charges within case had "no trial" marked or were blank.

Table 7 - Shock Probation by charge Disposition type KRS 27A.440(3b)

Specified UOR codes disposed within Circuit Criminal "CR" cases.

When a "Motion for Shock Probation" is filed, a charge screen is added with the appropriate UOR number (listed below) for shock probation. A scheduled event screen and a motion screen are also entered under the original case number.

When a signed judgment or order is received, a document screen is entered. The added charge is then closed by completing the disposition date, disposition type, judge, and trial type. A sentence screen is created if appropriate.

UOR	KRS	DESC
0026090	439.265	SHOCK PROBATION IN FELONY CONVICTIONS
0026100	439.267	SHOCK PROBATION IN MISDEMEANOR CONVICTIONS
9096890	KRS439265	SHOCK PROBATION

Table 8 - (Youthful Offenders, Out of Part 1)

Circuit "CR" Cases where person age less than 18 calculated from case filing date.

NOTE: Per statute 635.020 (7) If a person who is eighteen (18) or older and before the court is charged with a felony that occurred prior to his eighteenth birthday, the court shall, upon motion of the county attorney made prior to adjudication, and after the county attorney has consulted with the Commonwealth's attorney, that the child be proceeded against as a youthful offender, proceed in accordance with the provisions of KRS 640.010.

Currently, the only way to identify if a CR case was a "youthful" offender is by looking at the defendant's DOB. We have based the "youthful offender" portion on Circuit "CR" cases per age, is calculated using case filing date, which is under 18, however, those eighteen(18) or older may not be accounted.

Table 9 – (Youthful Offenders, same as part 2)

By Charge Disposition Type. (see note above)

Table 10 - (Youthful Offenders, same as part 3)

(see note above)

“Youthful Offender” Statutes

635.020 Criteria for determining how child is to be tried.

- (1) If, prior to an adjudicatory hearing, there is a reasonable cause to believe that a child before the court has committed a felony other than those described in subsections (2) and (3) of this section, a misdemeanor, or a violation, the court shall initially proceed in accordance with the provisions of this chapter.
- (2) If a child charged with a capital offense, Class A felony, or Class B felony, had attained age fourteen (14) at the time of the alleged commission of the offense, the court shall, upon motion of the county attorney made prior to adjudication, and after the county attorney has consulted with the Commonwealth's attorney, that the child be proceeded against as a youthful offender, proceed in accordance with the provisions of KRS 640.010.
- (3) If a child charged with a Class C or Class D felony has on one (1) prior separate occasion been adjudicated a public offender for a felony offense and had attained the age of sixteen (16) at the time of the alleged commission of the offense, the court shall, upon motion of the county attorney made prior to adjudication, and after the county attorney has consulted with the Commonwealth's attorney, that the child be proceeded against as a youthful offender, proceed in accordance with the provisions of KRS 640.010.
- (4) Any other provision of KRS Chapters 610 to 645 to the contrary notwithstanding, if a child charged with a felony in which a firearm, whether functional or not, was used in the commission of the offense had attained the age of fourteen (14) years at the time of the commission of the alleged offense, he shall be transferred to the Circuit Court for trial as an adult if, following a preliminary hearing, the District Court finds probable cause to believe that the child committed a felony, that a firearm was used in the commission of that felony, and that the child was fourteen (14) years of age or older at the time of the commission of the alleged felony. If convicted in the Circuit Court, he shall be subject to the same penalties as an adult offender, except that until he reaches the age of eighteen (18) years, he shall be confined in a facility or program for juveniles or for youthful offenders, unless the provisions of KRS 635.025 apply or unless he is released pursuant to expiration of sentence or parole, and at age eighteen (18) he shall be returned to the sentencing Circuit Court for proceedings consistent with KRS 640.030(2).
- (5) If a child previously convicted as a youthful offender under the provisions of KRS Chapter 640 is charged with a felony allegedly committed prior to his eighteenth birthday, the court shall, upon motion of the county attorney made prior to adjudication, and after the county attorney has consulted with the Commonwealth's attorney, that the child be proceeded against as a youthful offender, proceed in accordance with the provisions of KRS 640.010.
- (6) A child who is charged as is provided in subsection (2) of this section and is also charged with a Class C or D felony, a misdemeanor, or a violation arising from the same course of conduct shall have all charges included in the same proceedings; and the court shall, upon motion of the county attorney made prior to adjudication, and after the county attorney has consulted with the Commonwealth's attorney, that the child be proceeded against as a youthful offender, proceed in accordance with the provisions of KRS 640.010.
- (7) If a person who is eighteen (18) or older and before the court is charged with a felony that occurred prior to his eighteenth birthday, the court shall, upon motion of the county attorney made prior to adjudication, and after the county attorney has consulted with the Commonwealth's attorney, that the child be proceeded against as a youthful offender, proceed in accordance with the provisions of KRS 640.010.
- (8) All offenses arising out of the same course of conduct shall be tried with the felony arising from that course of conduct, whether the charges are adjudicated under this chapter or under KRS Chapter 640 and transferred to Circuit Court.

Effective: July 15, 2002

History: Amended 2002 Ky. Acts ch. 257, sec. 15, effective July 15, 2002. -- Amended 2000 Ky. Acts ch. 534, sec. 11, effective July 14, 2000. -- Amended 1998 Ky. Acts ch. 538, sec. 17, effective April 13, 1998; and ch. 606, sec. 85, effective July 15, 1998. -- Amended 1996 Ky. Acts ch. 358, sec. 40, effective July 15, 1997. -- Amended 1994 Ky. Acts ch. 396, sec. 12, effective July 15, 1994. -- Amended 1988 Ky. Acts ch. 350, sec. 95, effective April 10, 1988. -- Created 1986 Ky. Acts ch. 423, sec. 125, effective July 1, 1987.

640.010 Preliminary hearing -- Proof required to try child as youthful offender in Circuit Court.

(1) For children who are alleged to be youthful offenders by falling in the purview of KRS 635.020(2), (3), (5), (6), (7), or (8), the court shall at arraignment assure that the child's rights as specified in KRS 610.060 have been explained and followed.

(2) In the case of a child alleged to be a youthful offender by falling within the purview of KRS 635.020(2), (3), (5), (6), (7), or (8), the District Court shall, upon motion by the county attorney to proceed under this chapter, and after the county attorney has consulted with the Commonwealth's attorney, conduct a preliminary hearing to determine if the child should be transferred to Circuit Court as a youthful offender.

The preliminary hearing shall be conducted in accordance with the Rules of Criminal Procedure.

(a) At the preliminary hearing, the court shall determine if there is probable cause to believe that an offense was committed, that the child committed the offense, and that the child is of sufficient age and has the requisite number of prior adjudications, if any, necessary to fall within the purview of KRS 635.020.

(b) If the District Court determines probable cause exists, the court shall consider the following factors before determining whether the child's case shall be transferred to the Circuit Court:

1. The seriousness of the alleged offense;
2. Whether the offense was against persons or property, with greater weight being given to offenses against persons;
3. The maturity of the child as determined by his environment;
4. The child's prior record;
5. The best interest of the child and community;
6. The prospects of adequate protection of the public;
7. The likelihood of reasonable rehabilitation of the child by the use of procedures, services, and facilities currently available to the juvenile justice system; and
8. Evidence of a child's participation in a gang.

(c) If, following the completion of the preliminary hearing, the District Court finds, after considering the factors enumerated in paragraph (b) of this subsection, that two (2) or more of the factors specified in paragraph (b) of this subsection are determined to favor transfer, the child may be transferred to Circuit Court, and if the child is transferred the District Court shall issue an order transferring the child as a youthful offender and shall state on the record the reasons for the transfer. The child shall then be proceeded against in the Circuit Court as an adult, except as otherwise provided in this chapter.

(d) If, following completion of the preliminary hearing, the District Court is of the opinion, after considering the factors enumerated in paragraph (b) of this subsection, that the child shall not be transferred to the Circuit Court, the case shall be dealt with as provided in KRS Chapter 635.

AOC Annual Report

(3) If the child is transferred to Circuit Court under this section and the grand jury does not find that there is probable cause to indict the child as a youthful offender, as defined in KRS 635.020(2), (3), (5), (6), (7), and (8), but does find that there is probable cause to indict the child for another criminal offense, the child shall not be tried as a youthful offender in Circuit Court but shall be returned to District Court to be dealt with as provided in KRS Chapter 635.

Effective: July 14, 2000

History: Amended 2000 Ky. Acts ch. 534, sec. 16, effective July 14, 2000. -- Amended 1998 Ky. Acts ch. 606, sec. 116, effective July 15, 1998. -- Amended 1996 Ky. Acts ch. 358, sec. 55, effective July 15, 1997. -- Amended 1994 Ky. Acts ch. 396, sec. 13, effective July 15, 1994. Amended 1992 Ky. Acts ch. 412, sec. 1, effective July 14, 1992. -- Amended 1988 Ky. Acts ch. 350, sec. 104, effective April 10, 1988. -- Created 1986 Ky. Acts ch. 423, sec. 134, effective July 1, 1987.

Legislative Research Commission Note. Acts 1986, ch. 423, and 199 read: "KRS 446.250 to 446.320 to the contrary notwithstanding, Acts 1986, ch. 423 shall prevail in the event of a conflict between Acts 1986, ch. 423 and other Acts passed by the 1986 regular session of the General Assembly."

REPORT

Statewide Statistics

ADMINISTRATIVE OFFICE OF THE COURTS

Research & Statistics

Annual Report FY 2021

Circuit Court - "Felony" Criminal Cases

STATEWIDE

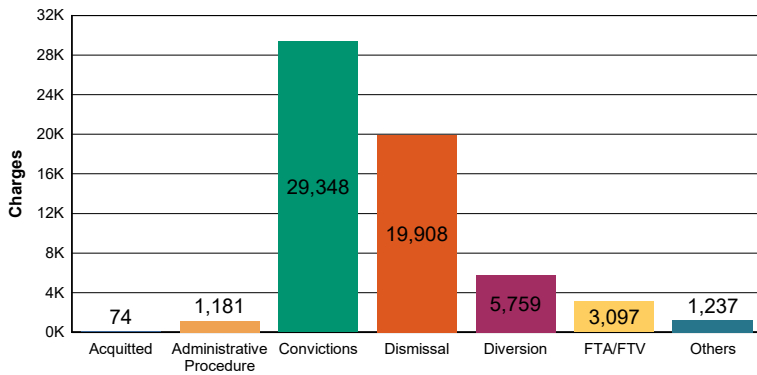
There were 60,604 felony level offenses and 3,246 non-felony level offenses disposed within 31,156 circuit criminal cases during the fiscal year. Non-felony offenses include misdemeanor, violation, local ordinance or other level offense(s) within those cases.

	Charges	Cases
Felony	60,604	31,156
Felony amended to Non-Felony	3,246	

Of those 60,604 felony offenses, 29,348 (48.43%) were convicted; 74 were acquitted (0.12%); and 19,908 (32.85%) were dismissed.

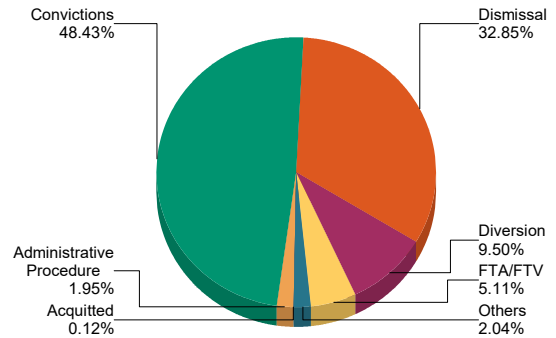
Felony Charges by Disposition Type

27A.460 - (1), (3), (4)



Percent of Charges by Disposition Type

27A.460 - (1), (3), (4)



27A.460 (1) Conviction percentages;

27A.460 (3) Percentage of acquittals;

27A.460(4) Percentage of dismissals;

* "Others" disposition type include: Denied, Extradition, Grand Jury, Granted, Hung Jury, Merged, Mistrial, No Action Taken By Grand Jury, Other, Pardon - Prior to Adjudication Only, Peace Bond, Remanded, Set Aside/Voided, Sealed Records, Transfer, Drug Court Transfer, Vacated Judgment

**Annual Report FY 2021
Circuit Court - "Felony" Criminal Cases**

INS100S

STATEWIDE

Sentence Information by Charge Disposition Type

27A.460 - (2)

	Sentence Records	Jail or Prison Time > 0	Jail or Prison Time Conditionally Discharged	Jail or Prison Time Suspended	Net Costs > \$0.00	Net Fines > \$0.00	Net Home Incarceration Time	Net Home Incarceration Time Suspended	Net Probation Time Supervised	Net Probation Time Unsupervised	Net Suspended Costs > \$0.00	Net Suspended Fines > \$0.00	Other Conditions
Acquitted	1	1			1						1		
		100.00%			100.00%						100.00%		
AP	2	2		2	2			2					
		100.00%		100.00%	100.00%			100.00%					
Convicted	28,616	28,546	1,118	12,967	10,690	1,946	33	9,990	311	467	29	8,020	
		99.76%	3.91%	45.31%	37.36%	6.80%	0.12%	34.91%	1.09%	1.63%	0.10%	28.03%	
Dismissed	788	361	63	259	507	48	3	190	50	8	2	242	
		45.81%	7.99%	32.87%	64.34%	6.09%	0.38%	24.11%	6.35%	1.02%	0.25%	30.71%	
Diverted	1,257	369	80	278	908	59		266	44			374	
		29.36%	6.36%	22.12%	72.24%	4.69%		21.16%	3.50%			29.75%	
FTA/FTV	1				1								
					100.00%								
Others	487	458	14	257	173	40		240	7	4	9	133	
		94.05%	2.87%	52.77%	35.52%	8.21%		49.28%	1.44%	0.82%	1.85%	27.31%	
	31,152	29,737	1,275	13,763	12,282	2,093	36	10,688	412	480	40	8,769	

27A.460 (2) Percentages of fines, imprisonment, or other penalty assessment;

- * Percentages are based on total sentence records per category (convicted, acquitted...etc)
- * There can be multiple sentence conditions to a single charge.

Plea Type

27A.460 - (5), (6)

		GUILTY	NOT GUILTY	UNKNOWN PLEA TYPE	Total
Felony Charges	Original_Plea	3,089 5.10%	24,519 40.46%	32,996 54.45%	60,604 100.00%
	Final_Plea	24,661 40.69%	2,953 4.87%	32,990 54.44%	60,604 100.00%
Felony Amended Down to Non-Felony	Original_Plea	9 0.28%	551 16.97%	2,686 82.75%	3,246 100.00%
	Final_Plea	67 2.06%	493 15.19%	2,686 82.75%	3,246 100.00%

- 27A.460 (5) Percentage of pleas as charges;**
- 27A.460 (6) Percentage of pleas to reduce charges;**

**Annual Report FY 2021
Circuit Court - "Felony" Criminal Cases**

INS100S

STATEWIDE

Cases can have multiple charges which are heard either by a court trial, jury trial, no trial or by a combination of trial types. Depending upon the seriousness of the offense and the consequences of a guilty verdict, defendants in criminal cases have the constitutional right to a jury of their peers. In a jury trial, the Judge decides questions of law, and the jury decides whether the defendant is guilty or not guilty on each of the offense(s) charged. In a court trial, the judge decides questions of law and decides if guilty or not guilty on each offense(s) charges. The cases are categorized by how all the charges within the case were disposed. If all charges were disposed by the same trial type, it's counted in the separate category, otherwise, it's counted within the "Mixed Trial" category. If a charge had a nothing entered or it had "no trial" it's counted in the "No Trial" category.

Cases by Trial Type

27A.460 - (7), (8), (9), (10)

	Court Trial	Jury Trial	Mixed Trial Types	No Trial	Total
Felony amended Down to Non-Felony	-	2 0.08%	146 5.63%	2,444 94.29%	2,592 100.00%
Felony Cases	7 0.02%	48 0.15%	1,514 4.86%	29,587 94.96%	31,156 100.00%
Felony Convictions	3 0.02%	24 0.14%	1,175 6.66%	16,443 93.19%	17,645 100.00%

- 27A.460 (7) Percentage of disposition to guilty as charged by trial;
- 27A.460 (8) Percentage of those found guilty of lesser charge by trial;
- 27A.460 (9) Percentage of cases where jury trial taken;
- 27A.460 (10) Percentage of trials which are bench (court) trials; and

Shock Probation by Disposition Type

27A.440 (3b)

	Denied	Granted	Others	Vacated	Withdrawn	Total
0026090 SHOCK PROBATION IN FELONY CONVICTIONS	3,252 65.92%	1,593 32.29%	25 0.51%	29 0.59%	34 0.69%	4,933 100.00%
0026100 SHOCK PROBATION IN MISDEMEANOR CONVICTIONS	13 38.24%	19 55.88%	2 5.88%	-	-	34 100.00%
9096890 SHOCK PROBATION	1 100.00%	-	-	-	-	1 100.00%

- 27A.440 (3) Cases in which shock probation has been granted:
- (b) Extracted data on shock probation shall be placed in the annual report of the Administrative Office of the Courts.

STATEWIDE

Youthful Offenders

There were 320 felony level offenses and 13 non-felony level offenses disposed within 98 circuit criminal cases during the fiscal year. Non-felony offenses include misdemeanor, violation, local ordinance or other level offense(s) within those cases.

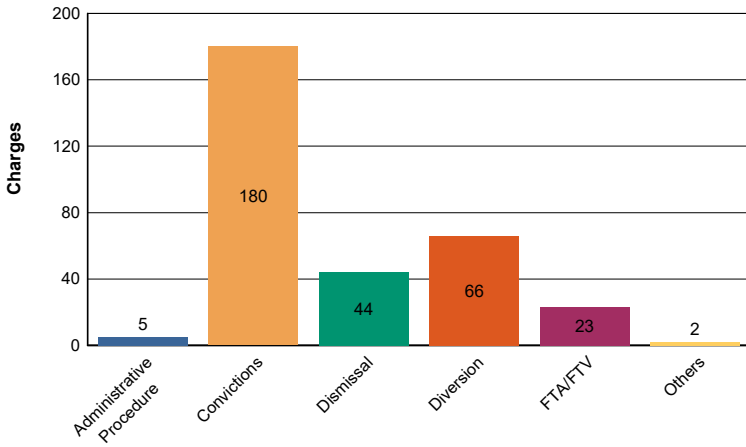
27A.460 - (11)		Charges	Cases
Felony		320	98
Felony amended to Non-Felony		13	

27A.460 (11) The number of juvenile offenders tried as an adult.

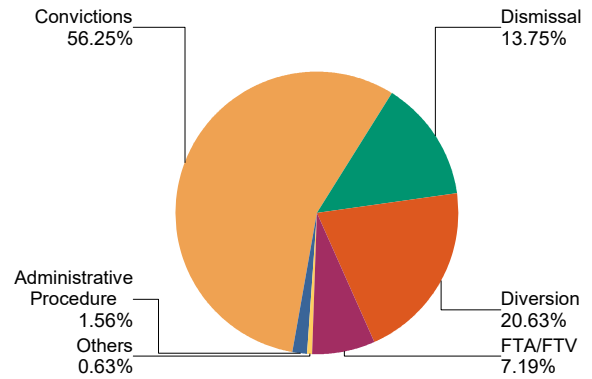
Of the 320 felony level offenses disposed within the youthful offender cases, 180 (56.25%) charges were convicted.

Felony Charges by Disposition Type	Administrative Procedure	Convictions	Dismissal	Diversion	FTA/FTV	Others	Total
	5	180	44	66	23	2	320
	1.56%	56.25%	13.75%	20.63%	7.19%	0.63%	100.00%

Felony Charges by Disposition Type



Percentage of Charges by Disposition Type



Felony Charges Convicted by Disposition Type	GUILTY	Total
	180	180
	100.00%	100.00%

Note: Per statute 635.020 (7) If a person who is eighteen (18) or older and before the court is charged with a felony that occurred prior to his eighteenth birthday, the court shall, upon motion of the county attorney made prior to adjudication, and after the county attorney has consulted with the Commonwealth's attorney, that the child be proceeded against as a youthful offender, proceed in accordance with the provisions of KRS 640.010.

The youthful offender data is pulled by looking at the circuit criminal cases with defendant's age calculated from date of birth to the case filing date, which is under 18, however, those eighteen(18) or older may not be accounted.

REPORT

Statistics by County

ADMINISTRATIVE OFFICE OF THE COURTS

Research & Statistics

Annual Report FY 2021

Circuit Court - "Felony" Criminal Cases

ADAIR

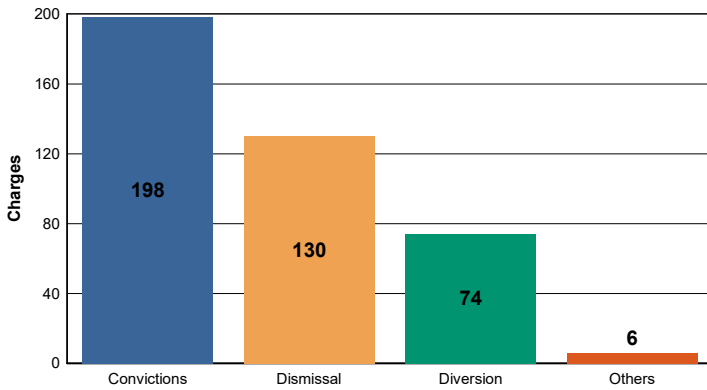
There were 408 felony level offenses and 7 non-felony level offenses disposed within 192 circuit criminal cases during the fiscal year. Non-felony offenses include misdemeanor, violation, local ordinance or other level offense(s) within those cases.

	Charges	Cases
Felony	408	192
Felony amended to Non-Felony	7	

Of those 408 felony offenses, 198 (48.53%) were convicted; were acquitted (%); and 130 (31.86%) were dismissed.

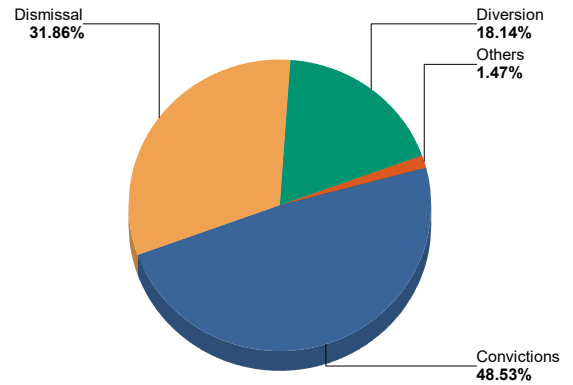
Felony Charges by Disposition Type

27A.460 - (1), (3), (4)



Percent of Charges by Disposition Type

27A.460 - (1), (3), (4)



27A.460 (1) Conviction percentages;

27A.460 (3) Percentage of acquittals;

27A.460(4) Percentage of dismissals;

* "Others" disposition type include: Denied, Extradition, Grand Jury, Granted, Hung Jury, Merged, Mistrial, No Action Taken By Grand Jury, Other, Pardon - Prior to Adjudication Only, Peace Bond, Remanded, Set Aside/Voided, Sealed Records, Transfer, Drug Court Transfer, Vacated Judgment

ADMINISTRATIVE OFFICE OF THE COURTS

Research & Statistics

Annual Report FY 2021

Circuit Court - "Felony" Criminal Cases

ADAIR

Sentence Information by Charge Disposition Type

27A.460 - (2)	Sentence Records	Jail or Prison Conditionally Discharged	Jail or Prison Suspended	Jail or Prison Time > 0	Net Costs > \$0.00	Net Fines > \$0.00	Net Home Incarceration Time	Net Home Incarceration Time Suspended	Net Probation Time Supervised	Net Probation Time Unsupervised	Net Suspended Costs > \$0.00	Net Suspended Fines > \$0.00	Other Conditions
Convicted	198	68 34.34%	198 100.00%	4 2.02%	68 34.34%	4	-	-	4 66.67%	1 16.67%	-	-	73 36.87%
Others	6	4 66.67%	6 100.00%	-	-	-	-	-	-	-	-	-	-
	204	72	204	4	72	4	-	-	72	1	-	-	73

27A.460 (2) Percentages of fines, imprisonment, or other penalty assessment;

* Percentages are based on total sentence records per category (convicted, acquitted...etc)

* There can be multiple sentence conditions to a single charge.

Plea Type

27A.460 - (5), (6)

		GUILTY	NOT GUILTY	UNKNOWN PLEA TYPE	TOTAL
Felony Charges	Original_Plea	15 3.68%	316 77.45%	77 18.87%	408 100.00%
	Final_Plea	208 50.98%	123 30.15%	77 18.87%	408 100.00%
Felony amended to Non-Felony	Original_Plea	-	4 57.14%	3 42.86%	7 100.00%
	Final_Plea	-	4 57.14%	3 42.86%	7 100.00%

27A.460 (5) Percentage of pleas as charges;

27A.460 (6) Percentage of pleas to reduce charges;

ADMINISTRATIVE OFFICE OF THE COURTS

Research & Statistics

Annual Report FY 2021

Circuit Court - "Felony" Criminal Cases

ADAIR

Cases can have multiple charges which are heard either by a court trial, jury trial, no trial or by a combination of trial types. Depending upon the seriousness of the offense and the consequences of a guilty verdict, defendants in criminal cases have the constitutional right to a jury of their peers. In a jury trial, the Judge decides questions of law, and the jury decides whether the defendant is guilty or not guilty on each of the offense(s) charged. In a court trial, the judge decides questions of law and decides if guilty or not guilty on each offense(s) charges. The cases are categorized by how all the charges within the case were disposed. If all charges were disposed by the same trial type, it's counted in the separate category, otherwise, it's counted within the "Mixed Trial" category. If a charge had a nothing entered or it had "no trial" it's counted in the "No Trial" category.

Cases by Trial Type	27A.460 - (7), (8), (9), (10)	NO TRIAL	Total
Felony Amended Down to Non-Felony		5 100.00%	5 100.00%
Felony Charges		192 100.00%	192 100.00%
Felony Convictions		117 100.00%	117 100.00%

*27A.460 (7) Percentage of disposition to guilty as charged by trial;
 27A.460 (8) Percentage of those found guilty of lesser charge by trial;
 27A.460 (9) Percentage of cases where jury trial taken;
 27A.460 (10) Percentage of trials which are bench (court) trials; and*

**Shock Probation by
Disposition Type**

	27A.440 (3b)	Denied	Total
0026090 SHOCK PROBATION IN FELONY CONVICTIONS		44 100.00%	44 100.0000%

27A.440 (3) Cases in which shock probation has been granted:
 (b) Extracted data on shock probation shall be placed in the annual report of the Administrative Office of the Courts.

ADMINISTRATIVE OFFICE OF THE COURTS

Research & Statistics

Annual Report FY 2021

Circuit Court - "Felony" Criminal Cases

ADAIR

Youthful Offenders

Note: Per statute 635.020 (7) If a person who is eighteen (18) or older and before the court is charged with a felony that occurred prior to his eighteenth birthday, the court shall, upon motion of the county attorney made prior to adjudication, and after the county attorney has consulted with the Commonwealth's attorney, that the child be proceeded against as a youthful offender, proceed in accordance with the provisions of KRS 640.010.

The youthful offender data is pulled by looking at the circuit criminal cases with defendant's age calculated from date of birth to the case filing date, which is under 18, however, those eighteen(18) or older may not be accounted.

There were 1 felony level offenses and 0 non-felony level offenses disposed within 1 circuit criminal cases during the fiscal year. Non-felony offenses include misdemeanor, violation, local ordinance or other level offense(s) within those cases.

27A.460 - (11)		Charges	Cases
Felony		1	1
Felony amended to Non-Felony		-	

27A.460 (11) The number of juvenile offenders tried as an adult.

Of the 1 felony level offenses disposed within the youthful offender cases, 1 (100.00%) charges were convicted.

Youthful Offender	Convictions	Total
	Felony Charges by Disposition Type	1 100.00%

Youthful Offender	GUILTY	Total
	Felony Charges Convicted by Disposition Type	1 100.00%

ADMINISTRATIVE OFFICE OF THE COURTS

Research & Statistics

Annual Report FY 2021

Circuit Court - "Felony" Criminal Cases

ALLEN

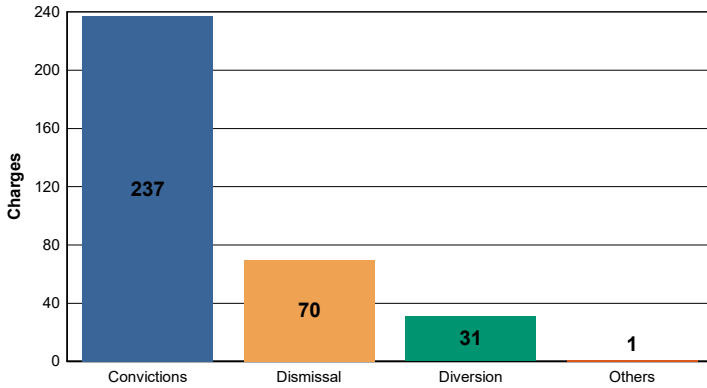
There were 339 felony level offenses and 8 non-felony level offenses disposed within 217 circuit criminal cases during the fiscal year. Non-felony offenses include misdemeanor, violation, local ordinance or other level offense(s) within those cases.

	Charges	Cases
Felony	339	217
Felony amended to Non-Felony	8	

Of those 339 felony offenses, 237 (69.91%) were convicted; were acquitted (%); and 70 (20.65%) were dismissed.

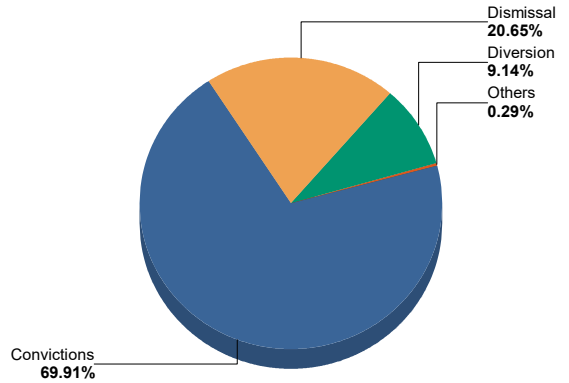
Felony Charges by Disposition Type

27A.460 - (1), (3), (4)



Percent of Charges by Disposition Type

27A.460 - (1), (3), (4)



27A.460 (1) Conviction percentages;

27A.460 (3) Percentage of acquittals;

27A.460(4) Percentage of dismissals;

* "Others" disposition type include: Denied, Extradition, Grand Jury, Granted, Hung Jury, Merged, Mistrial, No Action Taken By Grand Jury, Other, Pardon - Prior to Adjudication Only, Peace Bond, Remanded, Set Aside/Voided, Sealed Records, Transfer, Drug Court Transfer, Vacated Judgment

ADMINISTRATIVE OFFICE OF THE COURTS

Research & Statistics

Annual Report FY 2021

Circuit Court - "Felony" Criminal Cases

ALLEN

Sentence Information by Charge Disposition Type

27A.460 - (2)	Sentence Records	Jail or Prison Conditionally Discharged	Jail or Prison Suspended	Jail or Prison Time > 0	Net Costs > \$0.00	Net Fines > \$0.00	Net Home Incarceration Time	Net Home Incarceration Time Suspended	Net Probation Time Supervised	Net Probation Time Unsupervised	Net Suspended Costs > \$0.00	Net Suspended Fines > \$0.00	Other Conditions
Convicted	193	8 4.15%	130 67.36%	190 98.45%	12 6.22%	179 92.75%			128 66.32%				119 61.66%
Dismissed	4		4 100.00%	4 100.00%	2 50.00%	3 75.00%			3 75.00%				4 100.00%
Diverted	31		31 100.00%	31 100.00%	3 9.68%	28 90.32%			30 96.77%	1 3.23%			26 83.87%
	228	8	165	225	17	210			161	1			149

27A.460 (2) Percentages of fines, imprisonment, or other penalty assessment;

* Percentages are based on total sentence records per category (convicted, acquitted...etc)

* There can be multiple sentence conditions to a single charge.

Plea Type

27A.460 - (5), (6)

		UNKNOWN PLEA TYPE	TOTAL
Felony Charges	Original_Plea	339 100.00%	339 100.00%
	Final_Plea	339 100.00%	339 100.00%
Felony amended to Non-Felony	Original_Plea	8 100.00%	8 100.00%
	Final_Plea	8 100.00%	8 100.00%

27A.460 (5) Percentage of pleas as charges;

27A.460 (6) Percentage of pleas to reduce charges;

ADMINISTRATIVE OFFICE OF THE COURTS

Research & Statistics

Annual Report FY 2021

Circuit Court - "Felony" Criminal Cases

ALLEN

Cases can have multiple charges which are heard either by a court trial, jury trial, no trial or by a combination of trial types. Depending upon the seriousness of the offense and the consequences of a guilty verdict, defendants in criminal cases have the constitutional right to a jury of their peers. In a jury trial, the Judge decides questions of law, and the jury decides whether the defendant is guilty or not guilty on each of the offense(s) charged. In a court trial, the judge decides questions of law and decides if guilty or not guilty on each offense(s) charges. The cases are categorized by how all the charges within the case were disposed. If all charges were disposed by the same trial type, it's counted in the separate category, otherwise, it's counted within the "Mixed Trial" category. If a charge had a nothing entered or it had "no trial" it's counted in the "No Trial" category.

Cases by Trial Type	27A.460 - (7), (8), (9), (10)	NO TRIAL	Total
Felony Amended Down to Non-Felony		8 100.00%	8 100.00%
Felony Charges		217 100.00%	217 100.00%
Felony Convictions		167 100.00%	167 100.00%

*27A.460 (7) Percentage of disposition to guilty as charged by trial;
 27A.460 (8) Percentage of those found guilty of lesser charge by trial;
 27A.460 (9) Percentage of cases where jury trial taken;
 27A.460 (10) Percentage of trials which are bench (court) trials; and*

**Shock Probation by
Disposition Type**

	27A.440 (3b)	Denied	Granted	Total
0026090 SHOCK PROBATION IN FELONY CONVICTIONS		1 5.00%	19 95.00%	20 100.0000%

27A.440 (3) Cases in which shock probation has been granted:
 (b) Extracted data on shock probation shall be placed in the annual report of the Administrative Office of the Courts.

ADMINISTRATIVE OFFICE OF THE COURTS

Research & Statistics

Annual Report FY 2021

Circuit Court - "Felony" Criminal Cases

ANDERSON

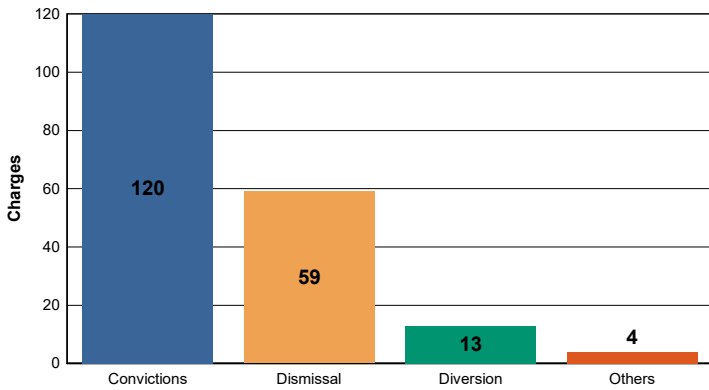
There were 196 felony level offenses and 3 non-felony level offenses disposed within 114 circuit criminal cases during the fiscal year. Non-felony offenses include misdemeanor, violation, local ordinance or other level offense(s) within those cases.

	Charges	Cases
Felony	196	114
Felony amended to Non-Felony	3	

Of those 196 felony offenses, 120 (61.22%) were convicted; were acquitted (%); and 59 (30.10%) were dismissed.

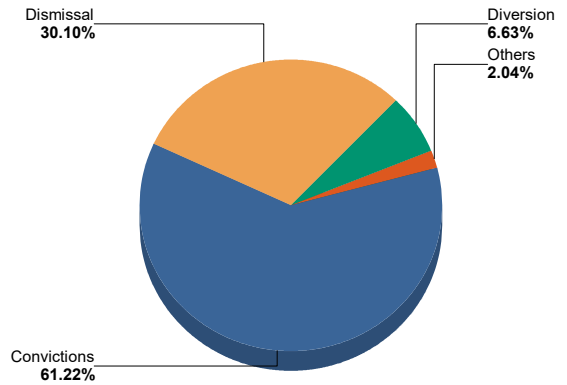
Felony Charges by Disposition Type

27A.460 - (1), (3), (4)



Percent of Charges by Disposition Type

27A.460 - (1), (3), (4)



27A.460 (1) Conviction percentages;

27A.460 (3) Percentage of acquittals;

27A.460(4) Percentage of dismissals;

* "Others" disposition type include: Denied, Extradition, Grand Jury, Granted, Hung Jury, Merged, Mistrial, No Action Taken By Grand Jury, Other, Pardon - Prior to Adjudication Only, Peace Bond, Remanded, Set Aside/Voided, Sealed Records, Transfer, Drug Court Transfer, Vacated Judgment

ADMINISTRATIVE OFFICE OF THE COURTS

Research & Statistics

Annual Report FY 2021

Circuit Court - "Felony" Criminal Cases

ANDERSON

Sentence Information by Charge Disposition Type

27A.460 - (2)	Sentence Records	Jail or Prison Conditionally Discharged	Jail or Prison Suspended	Jail or Prison Time > 0	Net Costs > \$0.00	Net Fines > \$0.00	Net Home Incarceration Time	Net Home Incarceration Time Suspended	Net Probation Time Supervised	Net Probation Time Unsupervised	Net Suspended Costs > \$0.00	Net Suspended Fines > \$0.00	Other Conditions
Convicted	118	2 1.69%	98 83.05%	118 100.00%	66 55.93%	3 2.54%	1 0.85%		55 46.61%		20 16.95%		59 50.00%
Diverted	1												
Others	2		2 100.00%	2 100.00%	1 50.00%	1 50.00%			1 50.00%				1 50.00%
	121	2	100	120	67	4	1		56		20		60

27A.460 (2) Percentages of fines, imprisonment, or other penalty assessment;

* Percentages are based on total sentence records per category (convicted, acquitted...etc)

* There can be multiple sentence conditions to a single charge.

Plea Type

Plea Type	27A.460 - (5), (6)	GUILTY	NOT GUILTY	UNKNOWN PLEA TYPE	TOTAL
Felony Charges	Original_Plea	16 8.16%	118 60.20%	62 31.63%	196 100.00%
	Final_Plea	134 68.37%	-	62 31.63%	196 100.00%
Felony amended to Non-Felony	Original_Plea	-	3 100.00%	-	3 100.00%
	Final_Plea	-	3 100.00%	-	3 100.00%

27A.460 (5) Percentage of pleas as charges;

27A.460 (6) Percentage of pleas to reduce charges;

ADMINISTRATIVE OFFICE OF THE COURTS

Research & Statistics

Annual Report FY 2021

Circuit Court - "Felony" Criminal Cases

ANDERSON

Cases can have multiple charges which are heard either by a court trial, jury trial, no trial or by a combination of trial types. Depending upon the seriousness of the offense and the consequences of a guilty verdict, defendants in criminal cases have the constitutional right to a jury of their peers. In a jury trial, the Judge decides questions of law, and the jury decides whether the defendant is guilty or not guilty on each of the offense(s) charged. In a court trial, the judge decides questions of law and decides if guilty or not guilty on each offense(s) charges. The cases are categorized by how all the charges within the case were disposed. If all charges were disposed by the same trial type, it's counted in the separate category, otherwise, it's counted within the "Mixed Trial" category. If a charge had a nothing entered or it had "no trial" it's counted in the "No Trial" category.

Cases by Trial Type	27A.460 - (7), (8), (9), (10)	NO TRIAL	Total
Felony Amended Down to Non-Felony		3 100.00%	3 100.00%
Felony Charges		114 100.00%	114 100.00%
Felony Convictions		70 100.00%	70 100.00%

*27A.460 (7) Percentage of disposition to guilty as charged by trial;
 27A.460 (8) Percentage of those found guilty of lesser charge by trial;
 27A.460 (9) Percentage of cases where jury trial taken;
 27A.460 (10) Percentage of trials which are bench (court) trials; and*

**Shock Probation by
Disposition Type**

	27A.440 (3b)	Denied	Granted	Total
0026090 SHOCK PROBATION IN FELONY CONVICTIONS		8 88.89%	1 11.11%	9 100.0000%

27A.440 (3) Cases in which shock probation has been granted:
 (b) Extracted data on shock probation shall be placed in the annual report of the Administrative Office of the Courts.

ADMINISTRATIVE OFFICE OF THE COURTS

Research & Statistics

Annual Report FY 2021

Circuit Court - "Felony" Criminal Cases

BALLARD

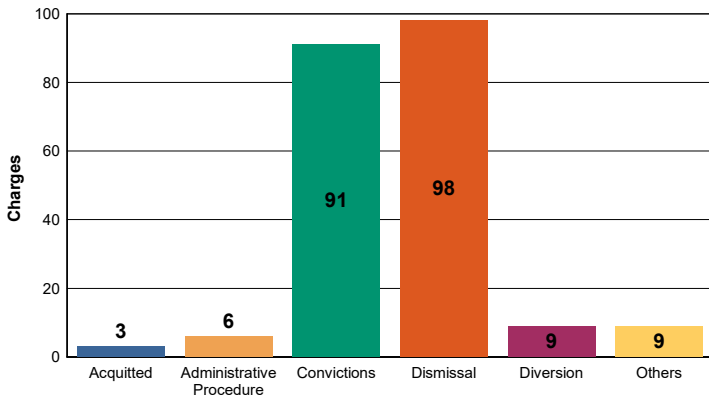
There were 216 felony level offenses and 11 non-felony level offenses disposed within 116 circuit criminal cases during the fiscal year. Non-felony offenses include misdemeanor, violation, local ordinance or other level offense(s) within those cases.

	Charges	Cases
Felony	216	116
Felony amended to Non-Felony	11	

Of those 216 felony offenses, 91 (42.13%) were convicted; 3 were acquitted (1.39%); and 98 (45.37%) were dismissed.

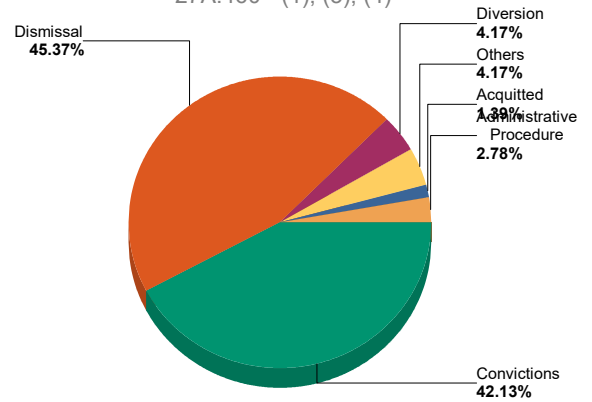
Felony Charges by Disposition Type

27A.460 - (1), (3), (4)



Percent of Charges by Disposition Type

27A.460 - (1), (3), (4)



27A.460 (1) Conviction percentages;

27A.460 (3) Percentage of acquittals;

27A.460(4) Percentage of dismissals;

* "Others" disposition type include: Denied, Extradition, Grand Jury, Granted, Hung Jury, Merged, Mistrial, No Action Taken By Grand Jury, Other, Pardon - Prior to Adjudication Only, Peace Bond, Remanded, Set Aside/Voided, Sealed Records, Transfer, Drug Court Transfer, Vacated Judgment

ADMINISTRATIVE OFFICE OF THE COURTS

Research & Statistics

Annual Report FY 2021

Circuit Court - "Felony" Criminal Cases

BALLARD

Sentence Information by Charge Disposition Type

27A.460 - (2)	Sentence Records	Jail or Prison Conditionally Discharged	Jail or Prison Suspended	Jail or Prison Time > 0	Net Costs > \$0.00	Net Fines > \$0.00	Net Home Incarceration Time	Net Home Incarceration Time Suspended	Net Probation Time Supervised	Net Probation Time Unsupervised	Net Suspended Costs > \$0.00	Net Suspended Fines > \$0.00	Other Conditions
Convicted	91		48	90	51				37				47
			52.75%	98.90%	56.04%				40.66%				51.65%
Dismissed	1				1								
					100.00%								
Others	3		2	3	2				2				1
			66.67%	100.00%	66.67%				66.67%				33.33%
	95		50	93	54				39				48

27A.460 (2) Percentages of fines, imprisonment, or other penalty assessment;

* Percentages are based on total sentence records per category (convicted, acquitted...etc)

* There can be multiple sentence conditions to a single charge.

Plea Type

Plea Type	27A.460 - (5), (6)	GUILTY	NOT GUILTY	UNKNOWN PLEA TYPE	TOTAL
Felony Charges	Original_Plea	1	8	207	216
		0.46%	3.70%	95.83%	100.00%
	Final_Plea	6	3	207	216
		2.78%	1.39%	95.83%	100.00%
Felony amended to Non-Felony	Original_Plea	-	-	11	11
		0.00%	0.00%	100.00%	100.00%
	Final_Plea	-	-	11	11
		0.00%	0.00%	100.00%	100.00%

27A.460 (5) Percentage of pleas as charges;

27A.460 (6) Percentage of pleas to reduce charges;

ADMINISTRATIVE OFFICE OF THE COURTS

Research & Statistics

Annual Report FY 2021

Circuit Court - "Felony" Criminal Cases

BALLARD

Cases can have multiple charges which are heard either by a court trial, jury trial, no trial or by a combination of trial types. Depending upon the seriousness of the offense and the consequences of a guilty verdict, defendants in criminal cases have the constitutional right to a jury of their peers. In a jury trial, the Judge decides questions of law, and the jury decides whether the defendant is guilty or not guilty on each of the offense(s) charged. In a court trial, the judge decides questions of law and decides if guilty or not guilty on each offense(s) charges. The cases are categorized by how all the charges within the case were disposed. If all charges were disposed by the same trial type, it's counted in the separate category, otherwise, it's counted within the "Mixed Trial" category. If a charge had a nothing entered or it had "no trial" it's counted in the "No Trial" category.

Cases by Trial Type	27A.460 - (7), (8), (9), (10)	JURY TRIAL	NO TRIAL	Total
Felony Amended Down to Non-Felony		1 11.11%	9 100.00%	10 111.11%
Felony Charges		3 2.59%	114 98.28%	117 100.86%
Felony Convictions		-	73 100.00%	73 100.00%

*27A.460 (7) Percentage of disposition to guilty as charged by trial;
 27A.460 (8) Percentage of those found guilty of lesser charge by trial;
 27A.460 (9) Percentage of cases where jury trial taken;
 27A.460 (10) Percentage of trials which are bench (court) trials; and*

**Shock Probation by
Disposition Type**

	27A.440 (3b)	Denied	Granted	Vacated	Withdrawn	Total
0026090 SHOCK PROBATION IN FELONY CONVICTIONS		27 48.21%	23 41.07%	1 1.79%	4 7.14%	55 98.2143%
0026100 SHOCK PROBATION IN MISDEMEANOR CONVICTIONS		-	1 1.79%	-	-	1 1.7857%

27A.440 (3) Cases in which shock probation has been granted:
 (b) Extracted data on shock probation shall be placed in the annual report of the Administrative Office of the Courts.

ADMINISTRATIVE OFFICE OF THE COURTS

Research & Statistics

Annual Report FY 2021

Circuit Court - "Felony" Criminal Cases

BARREN

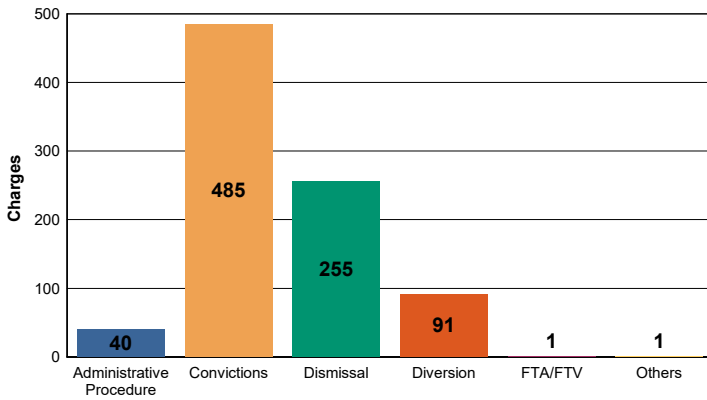
There were 873 felony level offenses and 16 non-felony level offenses disposed within 550 circuit criminal cases during the fiscal year. Non-felony offenses include misdemeanor, violation, local ordinance or other level offense(s) within those cases.

	Charges	Cases
Felony	873	550
Felony amended to Non-Felony	16	

Of those 873 felony offenses, 485 (55.56%) were convicted; were acquitted (%); and 255 (29.21%) were dismissed.

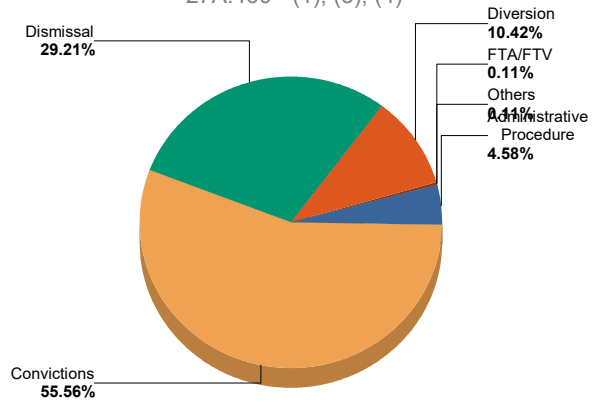
Felony Charges by Disposition Type

27A.460 - (1), (3), (4)



Percent of Charges by Disposition Type

27A.460 - (1), (3), (4)



27A.460 (1) Conviction percentages;

27A.460 (3) Percentage of acquittals;

27A.460(4) Percentage of dismissals;

* "Others" disposition type include: Denied, Extradition, Grand Jury, Granted, Hung Jury, Merged, Mistrial, No Action Taken By Grand Jury, Other, Pardon - Prior to Adjudication Only, Peace Bond, Remanded, Set Aside/Voided, Sealed Records, Transfer, Drug Court Transfer, Vacated Judgment

ADMINISTRATIVE OFFICE OF THE COURTS

Research & Statistics

Annual Report FY 2021

Circuit Court - "Felony" Criminal Cases

BARREN

Sentence Information by Charge Disposition Type

27A.460 - (2)	Sentence Records	Jail or Prison Conditionally Discharged	Jail or Prison Suspended	Jail or Prison Time > 0	Net Costs > \$0.00	Net Fines > \$0.00	Net Home Incarceration Time	Net Home Incarceration Time Suspended	Net Probation Time Supervised	Net Probation Time Unsupervised	Net Suspended Costs > \$0.00	Net Suspended Fines > \$0.00	Other Conditions
Convicted	475	298 62.74%	475 100.00%	315 66.32%	317 66.74%	2 0.42%	296 62.32%	2 0.42%	296 62.32%	2 0.42%	296 62.32%	2 0.42%	434 91.37%
	475	298	475	315	317	2	296	2	296	2	296	2	434

27A.460 (2) Percentages of fines, imprisonment, or other penalty assessment;

* Percentages are based on total sentence records per category (convicted, acquitted...etc)

* There can be multiple sentence conditions to a single charge.

Plea Type

27A.460 - (5), (6)		GUILTY	UNKNOWN PLEA TYPE	TOTAL
Felony Charges	Original_Plea	470 53.84%	403 46.16%	873 100.00%
	Final_Plea	470 53.84%	403 46.16%	873 100.00%
Felony amended to Non-Felony	Original_Plea	-	16 100.00%	16 100.00%
	Final_Plea	-	16 100.00%	16 100.00%

27A.460 (5) Percentage of pleas as charges;

27A.460 (6) Percentage of pleas to reduce charges;

ADMINISTRATIVE OFFICE OF THE COURTS

Research & Statistics

Annual Report FY 2021

Circuit Court - "Felony" Criminal Cases

BARREN

Cases can have multiple charges which are heard either by a court trial, jury trial, no trial or by a combination of trial types. Depending upon the seriousness of the offense and the consequences of a guilty verdict, defendants in criminal cases have the constitutional right to a jury of their peers. In a jury trial, the Judge decides questions of law, and the jury decides whether the defendant is guilty or not guilty on each of the offense(s) charged. In a court trial, the judge decides questions of law and decides if guilty or not guilty on each offense(s) charges. The cases are categorized by how all the charges within the case were disposed. If all charges were disposed by the same trial type, it's counted in the separate category, otherwise, it's counted within the "Mixed Trial" category. If a charge had a nothing entered or it had "no trial" it's counted in the "No Trial" category.

Cases by Trial Type	27A.460 - (7), (8), (9), (10)	NO TRIAL	Total
Felony Amended Down to Non-Felony		13 100.00%	13 100.00%
Felony Charges		550 100.00%	550 100.00%
Felony Convictions		315 100.00%	315 100.00%

*27A.460 (7) Percentage of disposition to guilty as charged by trial;
 27A.460 (8) Percentage of those found guilty of lesser charge by trial;
 27A.460 (9) Percentage of cases where jury trial taken;
 27A.460 (10) Percentage of trials which are bench (court) trials; and*

**Shock Probation by
Disposition Type**

	27A.440 (3b)	Denied	Granted	Total
0026090 SHOCK PROBATION IN FELONY CONVICTIONS		89 82.41%	18 16.67%	107 99.0741%
0026100 SHOCK PROBATION IN MISDEMEANOR CONVICTIONS		1 0.93%	-	1 0.9259%

27A.440 (3) Cases in which shock probation has been granted:
 (b) Extracted data on shock probation shall be placed in the annual report of the Administrative Office of the Courts.

ADMINISTRATIVE OFFICE OF THE COURTS

Research & Statistics

Annual Report FY 2021

Circuit Court - "Felony" Criminal Cases

BATH

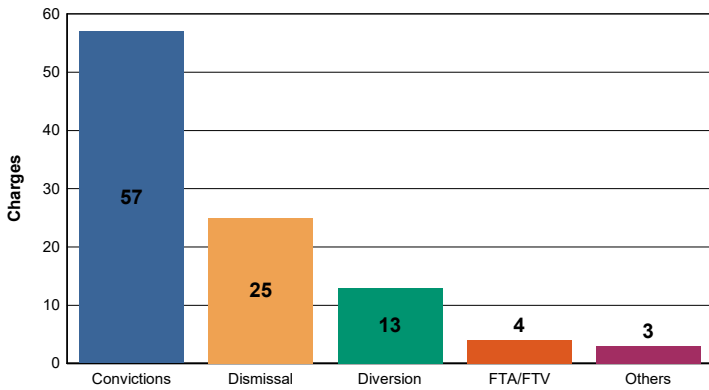
There were 102 felony level offenses and 11 non-felony level offenses disposed within 62 circuit criminal cases during the fiscal year. Non-felony offenses include misdemeanor, violation, local ordinance or other level offense(s) within those cases.

	Charges	Cases
Felony	102	62
Felony amended to Non-Felony	11	

Of those 102 felony offenses, 57 (55.88%) were convicted; were acquitted (%); and 25 (24.51%) were dismissed.

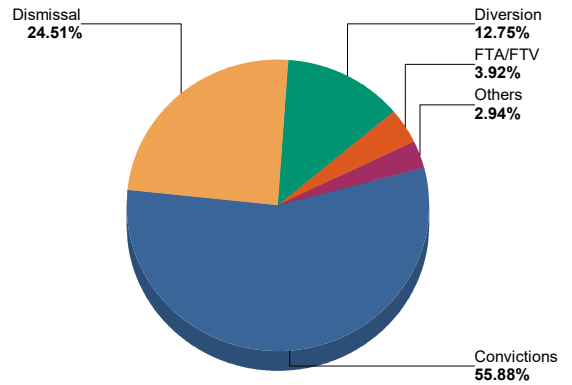
Felony Charges by Disposition Type

27A.460 - (1), (3), (4)



Percent of Charges by Disposition Type

27A.460 - (1), (3), (4)



27A.460 (1) Conviction percentages;

27A.460 (3) Percentage of acquittals;

27A.460(4) Percentage of dismissals;

* "Others" disposition type include: Denied, Extradition, Grand Jury, Granted, Hung Jury, Merged, Mistrial, No Action Taken By Grand Jury, Other, Pardon - Prior to Adjudication Only, Peace Bond, Remanded, Set Aside/Voided, Sealed Records, Transfer, Drug Court Transfer, Vacated Judgment

ADMINISTRATIVE OFFICE OF THE COURTS

Research & Statistics

Annual Report FY 2021

Circuit Court - "Felony" Criminal Cases

BATH

Sentence Information by Charge Disposition Type

27A.460 - (2)	Sentence Records	Jail or Prison Conditionally Discharged	Jail or Prison Suspended	Jail or Prison Time > 0	Net Costs > \$0.00	Net Fines > \$0.00	Net Home Incarceration Time	Net Home Incarceration Time Suspended	Net Probation Time Supervised	Net Probation Time Unsupervised	Net Suspended Costs > \$0.00	Net Suspended Fines > \$0.00	Other Conditions
Convicted	55		32 58.18%	55 100.00%	20 36.36%				31 56.36%	1 1.82%			15 27.27%
Dismissed	2				2 100.00%								
Diverted	1		1 100.00%	1 100.00%					1 100.00%				1 100.00%
	58		33	56	22				32	1			16

27A.460 (2) Percentages of fines, imprisonment, or other penalty assessment;

* Percentages are based on total sentence records per category (convicted, acquitted...etc)

* There can be multiple sentence conditions to a single charge.

Plea Type

27A.460 - (5), (6)

		GUILTY	NOT GUILTY	UNKNOWN PLEA TYPE	TOTAL
Felony Charges	Original_Plea	12 11.76%	36 35.29%	54 52.94%	102 100.00%
	Final_Plea	48 47.06%	-	54 52.94%	102 100.00%
Felony amended to Non-Felony	Original_Plea	-	1 9.09%	10 90.91%	11 100.00%
	Final_Plea	1 9.09%	-	10 90.91%	11 100.00%

27A.460 (5) Percentage of pleas as charges;

27A.460 (6) Percentage of pleas to reduce charges;

ADMINISTRATIVE OFFICE OF THE COURTS

Research & Statistics

Annual Report FY 2021

Circuit Court - "Felony" Criminal Cases

BATH

Cases can have multiple charges which are heard either by a court trial, jury trial, no trial or by a combination of trial types. Depending upon the seriousness of the offense and the consequences of a guilty verdict, defendants in criminal cases have the constitutional right to a jury of their peers. In a jury trial, the Judge decides questions of law, and the jury decides whether the defendant is guilty or not guilty on each of the offense(s) charged. In a court trial, the judge decides questions of law and decides if guilty or not guilty on each offense(s) charges. The cases are categorized by how all the charges within the case were disposed. If all charges were disposed by the same trial type, it's counted in the separate category, otherwise, it's counted within the "Mixed Trial" category. If a charge had a nothing entered or it had "no trial" it's counted in the "No Trial" category.

Cases by Trial Type	27A.460 - (7), (8), (9), (10)	NO TRIAL	Total
Felony Amended Down to Non-Felony		11 100.00%	11 100.00%
Felony Charges		62 100.00%	62 100.00%
Felony Convictions		33 100.00%	33 100.00%

*27A.460 (7) Percentage of disposition to guilty as charged by trial;
 27A.460 (8) Percentage of those found guilty of lesser charge by trial;
 27A.460 (9) Percentage of cases where jury trial taken;
 27A.460 (10) Percentage of trials which are bench (court) trials; and*

**Shock Probation by
Disposition Type**

	27A.440 (3b)	Denied	Total
0026090 SHOCK PROBATION IN FELONY CONVICTIONS		5 100.00%	5 100.0000%

27A.440 (3) Cases in which shock probation has been granted:
 (b) Extracted data on shock probation shall be placed in the annual report of the Administrative Office of the Courts.

ADMINISTRATIVE OFFICE OF THE COURTS

Research & Statistics

Annual Report FY 2021

Circuit Court - "Felony" Criminal Cases

BELL

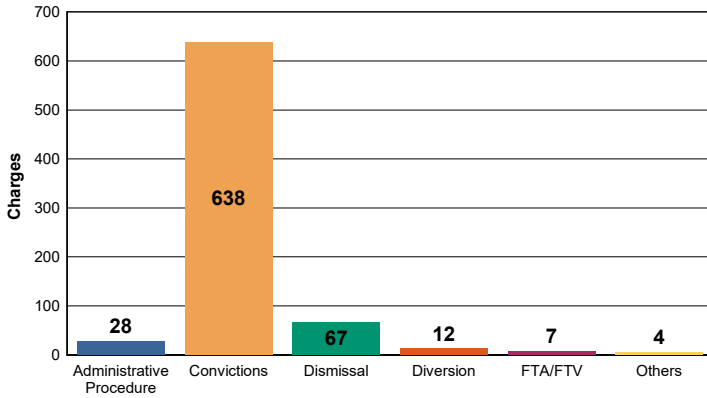
There were 756 felony level offenses and 27 non-felony level offenses disposed within 409 circuit criminal cases during the fiscal year. Non-felony offenses include misdemeanor, violation, local ordinance or other level offense(s) within those cases.

	Charges	Cases
Felony	756	409
Felony amended to Non-Felony	27	

Of those 756 felony offenses, 638 (84.39%) were convicted; were acquitted (%); and 67 (8.86%) were dismissed.

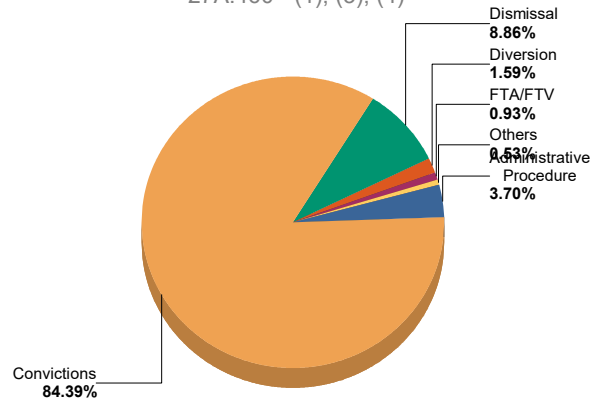
Felony Charges by Disposition Type

27A.460 - (1), (3), (4)



Percent of Charges by Disposition Type

27A.460 - (1), (3), (4)



27A.460 (1) Conviction percentages;

27A.460 (3) Percentage of acquittals;

27A.460(4) Percentage of dismissals;

* "Others" disposition type include: Denied, Extradition, Grand Jury, Granted, Hung Jury, Merged, Mistrial, No Action Taken By Grand Jury, Other, Pardon - Prior to Adjudication Only, Peace Bond, Remanded, Set Aside/Voided, Sealed Records, Transfer, Drug Court Transfer, Vacated Judgment

ADMINISTRATIVE OFFICE OF THE COURTS

Research & Statistics

Annual Report FY 2021

Circuit Court - "Felony" Criminal Cases

BELL

Sentence Information by Charge Disposition Type

27A.460 - (2)	Sentence Records	Jail or Prison Conditionally Discharged	Jail or Prison Suspended	Jail or Prison Time > 0	Net Costs > \$0.00	Net Fines > \$0.00	Net Home Incarceration Time	Net Home Incarceration Time Suspended	Net Probation Time Supervised	Net Probation Time Unsupervised	Net Suspended Costs > \$0.00	Net Suspended Fines > \$0.00	Other Conditions
Convicted	626		300 47.92%	626 100.00%	257 41.05%				282 45.05%	11 1.76%			7 1.12%
Diverted	5		5 100.00%	5 100.00%					2 40.00%	1 20.00%			1 20.00%
Others	4			4 100.00%	1 25.00%								
	635		305	635	258				284	12			8

27A.460 (2) Percentages of fines, imprisonment, or other penalty assessment;

* Percentages are based on total sentence records per category (convicted, acquitted...etc)

* There can be multiple sentence conditions to a single charge.

Plea Type

27A.460 - (5), (6)

		GUILTY	NOT GUILTY	UNKNOWN PLEA TYPE	TOTAL
Felony Charges	Original_Plea	125 16.53%	548 72.49%	83 10.98%	756 100.00%
	Final_Plea	639 84.52%	34 4.50%	83 10.98%	756 100.00%
Felony amended to Non-Felony	Original_Plea	-	9 33.33%	18 66.67%	27 100.00%
	Final_Plea	2 7.41%	7 25.93%	18 66.67%	27 100.00%

27A.460 (5) Percentage of pleas as charges;

27A.460 (6) Percentage of pleas to reduce charges;

ADMINISTRATIVE OFFICE OF THE COURTS

Research & Statistics

Annual Report FY 2021

Circuit Court - "Felony" Criminal Cases

BELL

Cases can have multiple charges which are heard either by a court trial, jury trial, no trial or by a combination of trial types. Depending upon the seriousness of the offense and the consequences of a guilty verdict, defendants in criminal cases have the constitutional right to a jury of their peers. In a jury trial, the Judge decides questions of law, and the jury decides whether the defendant is guilty or not guilty on each of the offense(s) charged. In a court trial, the judge decides questions of law and decides if guilty or not guilty on each offense(s) charges. The cases are categorized by how all the charges within the case were disposed. If all charges were disposed by the same trial type, it's counted in the separate category, otherwise, it's counted within the "Mixed Trial" category. If a charge had a nothing entered or it had "no trial" it's counted in the "No Trial" category.

Cases by Trial Type	27A.460 - (7), (8), (9), (10)	NO TRIAL	Total
Felony Amended Down to Non-Felony	19 100.00%	19 100.00%	19 100.00%
Felony Charges	409 100.00%	409 100.00%	409 100.00%
Felony Convictions	364 100.00%	364 100.00%	364 100.00%

*27A.460 (7) Percentage of disposition to guilty as charged by trial;
 27A.460 (8) Percentage of those found guilty of lesser charge by trial;
 27A.460 (9) Percentage of cases where jury trial taken;
 27A.460 (10) Percentage of trials which are bench (court) trials; and*

**Shock Probation by
Disposition Type**

	27A.440 (3b)	Denied	Granted	Others	Total
0026090 SHOCK PROBATION IN FELONY CONVICTIONS	88 77.88%	23 20.35%	1 0.89%	112 99.1151%	
0026100 SHOCK PROBATION IN MISDEMEANOR CONVICTIONS	1 0.89%	-	-	1 0.8850%	

27A.440 (3) Cases in which shock probation has been granted:
 (b) Extracted data on shock probation shall be placed in the annual report of the Administrative Office of the Courts.

ADMINISTRATIVE OFFICE OF THE COURTS

Research & Statistics

Annual Report FY 2021

Circuit Court - "Felony" Criminal Cases

BOONE

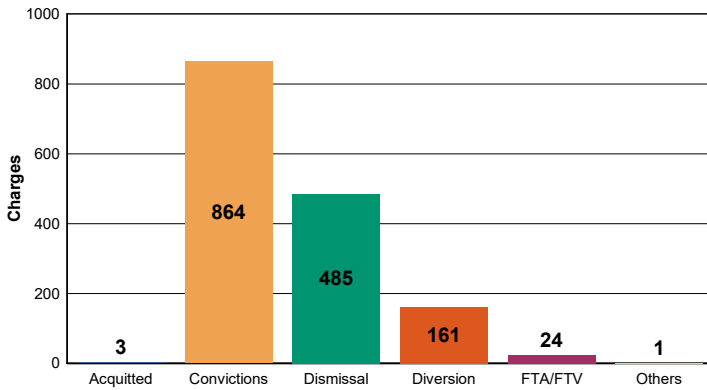
There were 1,538 felony level offenses and 65 non-felony level offenses disposed within 860 circuit criminal cases during the fiscal year. Non-felony offenses include misdemeanor, violation, local ordinance or other level offense(s) within those cases.

	Charges	Cases
Felony	1,538	860
Felony amended to Non-Felony	65	

Of those 1,538 felony offenses, 864 (56.18%) were convicted; 3 were acquitted (0.20%); and 485 (31.53%) were dismissed.

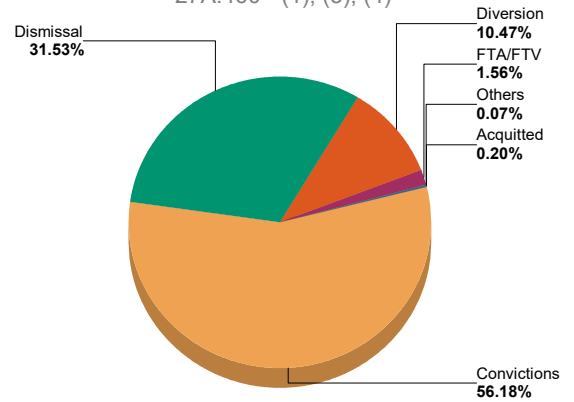
Felony Charges by Disposition Type

27A.460 - (1), (3), (4)



Percent of Charges by Disposition Type

27A.460 - (1), (3), (4)



27A.460 (1) Conviction percentages;

27A.460 (3) Percentage of acquittals;

27A.460(4) Percentage of dismissals;

* "Others" disposition type include: Denied, Extradition, Grand Jury, Granted, Hung Jury, Merged, Mistrial, No Action Taken By Grand Jury, Other, Pardon - Prior to Adjudication Only, Peace Bond, Remanded, Set Aside/Voided, Sealed Records, Transfer, Drug Court Transfer, Vacated Judgment

ADMINISTRATIVE OFFICE OF THE COURTS

Research & Statistics

Annual Report FY 2021

Circuit Court - "Felony" Criminal Cases

BOONE

Sentence Information by Charge Disposition Type

27A.460 - (2)	Sentence Records	Jail or Prison Conditionally Discharged	Jail or Prison Suspended	Jail or Prison Time > 0	Net Costs > \$0.00	Net Fines > \$0.00	Net Home Incarceration Time	Net Home Incarceration Time Suspended	Net Probation Time Supervised	Net Probation Time Unsupervised	Net Suspended Costs > \$0.00	Net Suspended Fines > \$0.00	Other Conditions
Convicted	855	4 0.47%	485 56.73%	852 99.65%	461 53.92%	63 7.37%			2 0.23%		16 1.87%	17 1.99%	126 14.74%
Dismissed	60		1 1.67%	1 1.67%	60 100.00%	28 46.67%				1 1.67%	4 6.67%	2 3.33%	2 3.33%
Diverted	104				104 100.00%	1 0.96%							2 1.92%
Others	1				1 100.00%								
	1,020	4	486	853	626	92			2	1	20	19	130

27A.460 (2) Percentages of fines, imprisonment, or other penalty assessment;

* Percentages are based on total sentence records per category (convicted, acquitted...etc)

* There can be multiple sentence conditions to a single charge.

Plea Type

27A.460 - (5), (6)

		GUILTY	NOT GUILTY	UNKNOWN PLEA TYPE	TOTAL
Felony Charges	Original_Plea	-	2 0.13%	1,536 99.87%	1,538 100.00%
	Final_Plea	1 0.07%	1 0.07%	1,536 99.87%	1,538 100.00%
Felony amended to Non-Felony	Original_Plea	-	-	65 100.00%	65 100.00%
	Final_Plea	-	-	65 100.00%	65 100.00%

27A.460 (5) Percentage of pleas as charges;

27A.460 (6) Percentage of pleas to reduce charges;

ADMINISTRATIVE OFFICE OF THE COURTS

Research & Statistics

Annual Report FY 2021

Circuit Court - "Felony" Criminal Cases

BOONE

Cases can have multiple charges which are heard either by a court trial, jury trial, no trial or by a combination of trial types. Depending upon the seriousness of the offense and the consequences of a guilty verdict, defendants in criminal cases have the constitutional right to a jury of their peers. In a jury trial, the Judge decides questions of law, and the jury decides whether the defendant is guilty or not guilty on each of the offense(s) charged. In a court trial, the judge decides questions of law and decides if guilty or not guilty on each offense(s) charges. The cases are categorized by how all the charges within the case were disposed. If all charges were disposed by the same trial type, it's counted in the separate category, otherwise, it's counted within the "Mixed Trial" category. If a charge had a nothing entered or it had "no trial" it's counted in the "No Trial" category.

Cases by Trial Type	27A.460 - (7), (8), (9), (10)	JURY TRIAL	NO TRIAL	Total
Felony Amended Down to Non-Felony		-	61 100.00%	61 100.00%
Felony Charges		1 0.12%	859 99.88%	860 100.00%
Felony Convictions		-	491 100.00%	491 100.00%

*27A.460 (7) Percentage of disposition to guilty as charged by trial;
 27A.460 (8) Percentage of those found guilty of lesser charge by trial;
 27A.460 (9) Percentage of cases where jury trial taken;
 27A.460 (10) Percentage of trials which are bench (court) trials; and*

**Shock Probation by
Disposition Type**

27A.440 (3b)

	Granted	Total
0026090 SHOCK PROBATION IN FELONY CONVICTIONS	5 83.33%	5 83.3333%
0026100 SHOCK PROBATION IN MISDEMEANOR CONVICTIONS	1 16.67%	1 16.6667%

27A.440 (3) Cases in which shock probation has been granted:
 (b) Extracted data on shock probation shall be placed in the annual report of the Administrative Office of the Courts.

ADMINISTRATIVE OFFICE OF THE COURTS

Research & Statistics

Annual Report FY 2021

Circuit Court - "Felony" Criminal Cases

BOURBON

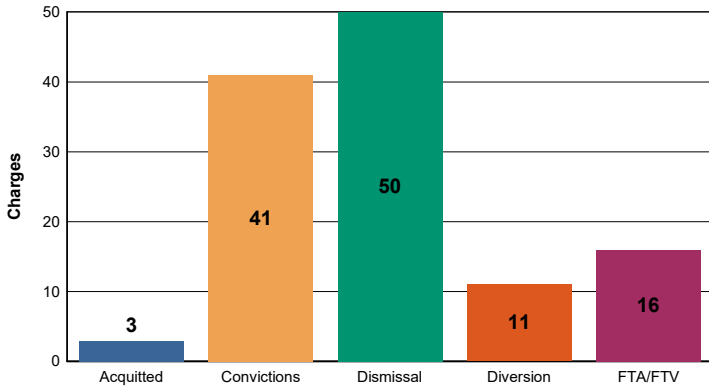
There were 121 felony level offenses and 10 non-felony level offenses disposed within 81 circuit criminal cases during the fiscal year. Non-felony offenses include misdemeanor, violation, local ordinance or other level offense(s) within those cases.

	Charges	Cases
Felony	121	81
Felony amended to Non-Felony	10	

Of those 121 felony offenses, 41 (33.88%) were convicted; 3 were acquitted (2.48%); and 50 (41.32%) were dismissed.

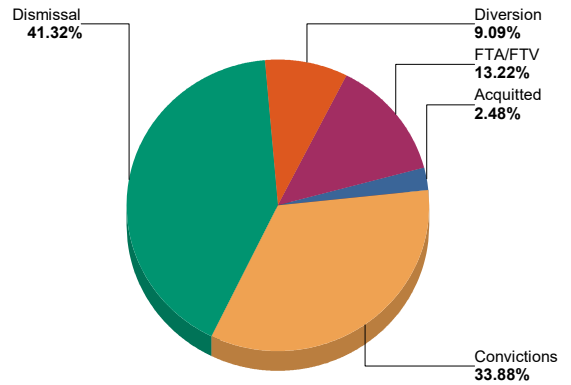
Felony Charges by Disposition Type

27A.460 - (1), (3), (4)



Percent of Charges by Disposition Type

27A.460 - (1), (3), (4)



27A.460 (1) Conviction percentages;

27A.460 (3) Percentage of acquittals;

27A.460(4) Percentage of dismissals;

* "Others" disposition type include: Denied, Extradition, Grand Jury, Granted, Hung Jury, Merged, Mistrial, No Action Taken By Grand Jury, Other, Pardon - Prior to Adjudication Only, Peace Bond, Remanded, Set Aside/Voided, Sealed Records, Transfer, Drug Court Transfer, Vacated Judgment

ADMINISTRATIVE OFFICE OF THE COURTS

Research & Statistics

Annual Report FY 2021

Circuit Court - "Felony" Criminal Cases

BOURBON

Sentence Information by Charge Disposition Type

27A.460 - (2)	Sentence Records	Jail or Prison Conditionally Discharged	Jail or Prison Suspended	Jail or Prison Time > 0	Net Costs > \$0.00	Net Fines > \$0.00	Net Home Incarceration Time	Net Home Incarceration Time Suspended	Net Probation Time Supervised	Net Probation Time Unsupervised	Net Suspended Costs > \$0.00	Net Suspended Fines > \$0.00	Other Conditions
Convicted	38		26 68.42%	38 100.00%	22 57.89%				8 21.05%		6 15.79%		
Dismissed	1				1 100.00%								
	39		26	38	23				8		6		

27A.460 (2) Percentages of fines, imprisonment, or other penalty assessment;

* Percentages are based on total sentence records per category (convicted, acquitted...etc)

* There can be multiple sentence conditions to a single charge.

Plea Type

27A.460 - (5), (6)		NOT GUILTY	UNKNOWN PLEA TYPE	TOTAL
Felony Charges	Original_Plea	6 4.96%	115 95.04%	121 100.00%
	Final_Plea	6 4.96%	115 95.04%	121 100.00%
Felony amended to Non-Felony	Original_Plea	-	10 100.00%	10 100.00%
	Final_Plea	-	10 100.00%	10 100.00%

27A.460 (5) Percentage of pleas as charges;

27A.460 (6) Percentage of pleas to reduce charges;

ADMINISTRATIVE OFFICE OF THE COURTS

Research & Statistics

Annual Report FY 2021

Circuit Court - "Felony" Criminal Cases

BOURBON

Cases can have multiple charges which are heard either by a court trial, jury trial, no trial or by a combination of trial types. Depending upon the seriousness of the offense and the consequences of a guilty verdict, defendants in criminal cases have the constitutional right to a jury of their peers. In a jury trial, the Judge decides questions of law, and the jury decides whether the defendant is guilty or not guilty on each of the offense(s) charged. In a court trial, the judge decides questions of law and decides if guilty or not guilty on each offense(s) charges. The cases are categorized by how all the charges within the case were disposed. If all charges were disposed by the same trial type, it's counted in the separate category, otherwise, it's counted within the "Mixed Trial" category. If a charge had a nothing entered or it had "no trial" it's counted in the "No Trial" category.

Cases by Trial Type	27A.460 - (7), (8), (9), (10)	JURY TRIAL	NO TRIAL	Total
Felony Amended Down to Non-Felony		-	7 100.00%	7 100.00%
Felony Charges		1 1.23%	81 100.00%	82 101.23%
Felony Convictions		1 3.33%	29 96.67%	30 100.00%

*27A.460 (7) Percentage of disposition to guilty as charged by trial;
 27A.460 (8) Percentage of those found guilty of lesser charge by trial;
 27A.460 (9) Percentage of cases where jury trial taken;
 27A.460 (10) Percentage of trials which are bench (court) trials; and*

**Shock Probation by
Disposition Type**

	27A.440 (3b)	Denied	Total
0026090 SHOCK PROBATION IN FELONY CONVICTIONS		4 100.00%	4 100.0000%

27A.440 (3) Cases in which shock probation has been granted:
 (b) Extracted data on shock probation shall be placed in the annual report of the Administrative Office of the Courts.

ADMINISTRATIVE OFFICE OF THE COURTS

Research & Statistics

Annual Report FY 2021

Circuit Court - "Felony" Criminal Cases

BOYD

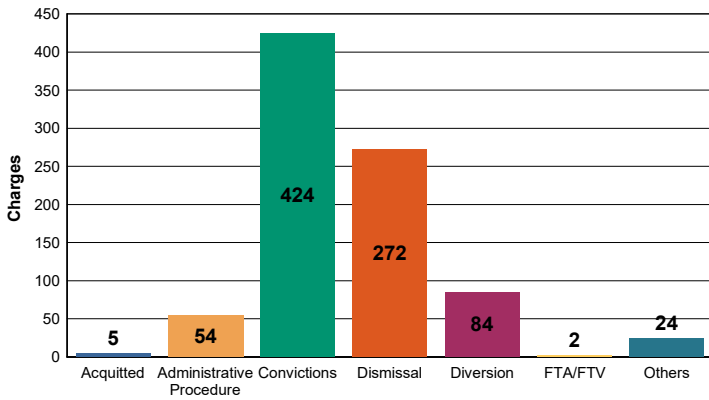
There were 865 felony level offenses and 43 non-felony level offenses disposed within 544 circuit criminal cases during the fiscal year. Non-felony offenses include misdemeanor, violation, local ordinance or other level offense(s) within those cases.

	Charges	Cases
Felony	865	544
Felony amended to Non-Felony	43	

Of those 865 felony offenses, 424 (49.02%) were convicted; 5 were acquitted (0.58%); and 272 (31.45%) were dismissed.

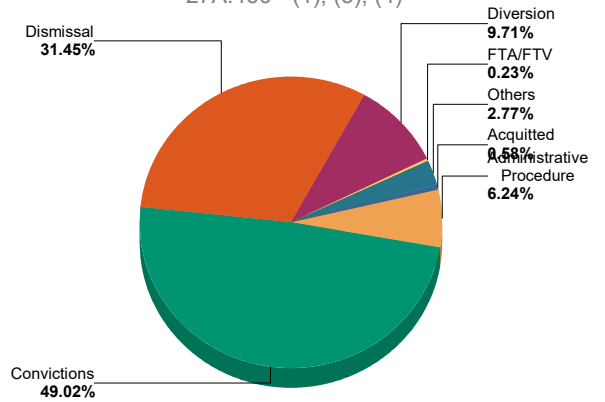
Felony Charges by Disposition Type

27A.460 - (1), (3), (4)



Percent of Charges by Disposition Type

27A.460 - (1), (3), (4)



27A.460 (1) Conviction percentages;

27A.460 (3) Percentage of acquittals;

27A.460(4) Percentage of dismissals;

* "Others" disposition type include: Denied, Extradition, Grand Jury, Granted, Hung Jury, Merged, Mistrial, No Action Taken By Grand Jury, Other, Pardon - Prior to Adjudication Only, Peace Bond, Remanded, Set Aside/Voided, Sealed Records, Transfer, Drug Court Transfer, Vacated Judgment

ADMINISTRATIVE OFFICE OF THE COURTS

Research & Statistics

Annual Report FY 2021

Circuit Court - "Felony" Criminal Cases

BOYD

Sentence Information by Charge Disposition Type

27A.460 - (2)	Sentence Records	Jail or Prison Conditionally Discharged	Jail or Prison Suspended	Jail or Prison Time > 0	Net Costs > \$0.00	Net Fines > \$0.00	Net Home Incarceration Time	Net Home Incarceration Time Suspended	Net Probation Time Supervised	Net Probation Time Unsupervised	Net Suspended Costs > \$0.00	Net Suspended Fines > \$0.00	Other Conditions
Convicted	419	3 0.72%	186 44.39%	414 98.81%	206 49.16%	1 0.24%			171 40.81%	15 3.58%			67 15.99%
Dismissed	24				24 100.00%								2 8.33%
Diverted	57			1 1.75%	57 100.00%								4 7.02%
Others	4		2 50.00%	4 100.00%					1 25.00%	1 25.00%			
	504	3	188	419	287	1			172	16			73

27A.460 (2) Percentages of fines, imprisonment, or other penalty assessment;

* Percentages are based on total sentence records per category (convicted, acquitted...etc)

* There can be multiple sentence conditions to a single charge.

Plea Type

27A.460 - (5), (6)

		GUILTY	NOT GUILTY	UNKNOWN PLEA TYPE	TOTAL
Felony Charges	Original_Plea	7 0.81%	414 47.86%	444 51.33%	865 100.00%
	Final_Plea	400 46.24%	21 2.43%	444 51.33%	865 100.00%
Felony amended to Non-Felony	Original_Plea	-	1 2.33%	42 97.67%	43 100.00%
	Final_Plea	-	1 2.33%	42 97.67%	43 100.00%

27A.460 (5) Percentage of pleas as charges;

27A.460 (6) Percentage of pleas to reduce charges;

ADMINISTRATIVE OFFICE OF THE COURTS

Research & Statistics

Annual Report FY 2021

Circuit Court - "Felony" Criminal Cases

BOYD

Cases can have multiple charges which are heard either by a court trial, jury trial, no trial or by a combination of trial types. Depending upon the seriousness of the offense and the consequences of a guilty verdict, defendants in criminal cases have the constitutional right to a jury of their peers. In a jury trial, the Judge decides questions of law, and the jury decides whether the defendant is guilty or not guilty on each of the offense(s) charged. In a court trial, the judge decides questions of law and decides if guilty or not guilty on each offense(s) charges. The cases are categorized by how all the charges within the case were disposed. If all charges were disposed by the same trial type, it's counted in the separate category, otherwise, it's counted within the "Mixed Trial" category. If a charge had a nothing entered or it had "no trial" it's counted in the "No Trial" category.

Cases by Trial Type	27A.460 - (7), (8), (9), (10)	JURY TRIAL	NO TRIAL	Total
Felony Amended Down to Non-Felony		1 2.63%	37 97.37%	38 100.00%
Felony Charges		1 0.18%	543 99.82%	544 100.00%
Felony Convictions		1 0.31%	317 99.69%	318 100.00%

*27A.460 (7) Percentage of disposition to guilty as charged by trial;
 27A.460 (8) Percentage of those found guilty of lesser charge by trial;
 27A.460 (9) Percentage of cases where jury trial taken;
 27A.460 (10) Percentage of trials which are bench (court) trials; and*

**Shock Probation by
Disposition Type**

	27A.440 (3b)	Denied	Granted	Total
0026090 SHOCK PROBATION IN FELONY CONVICTIONS		41 95.35%	2 4.65%	43 100.0000%

27A.440 (3) Cases in which shock probation has been granted:
 (b) Extracted data on shock probation shall be placed in the annual report of the Administrative Office of the Courts.

ADMINISTRATIVE OFFICE OF THE COURTS

Research & Statistics

Annual Report FY 2021

Circuit Court - "Felony" Criminal Cases

BOYLE

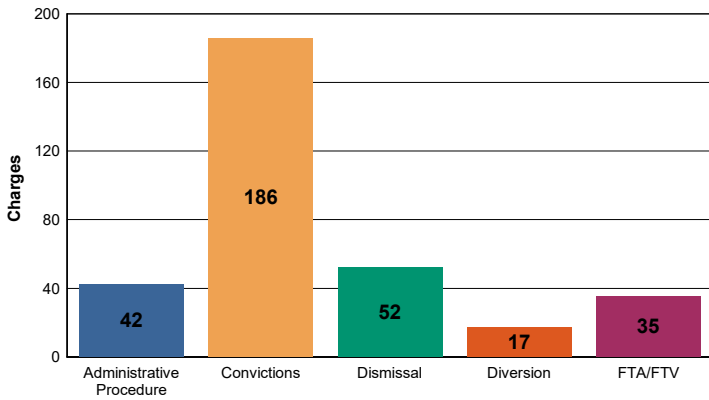
There were 332 felony level offenses and 99 non-felony level offenses disposed within 218 circuit criminal cases during the fiscal year. Non-felony offenses include misdemeanor, violation, local ordinance or other level offense(s) within those cases.

	Charges	Cases
Felony	332	218
Felony amended to Non-Felony	99	

Of those 332 felony offenses, 186 (56.02%) were convicted; were acquitted (%); and 52 (15.66%) were dismissed.

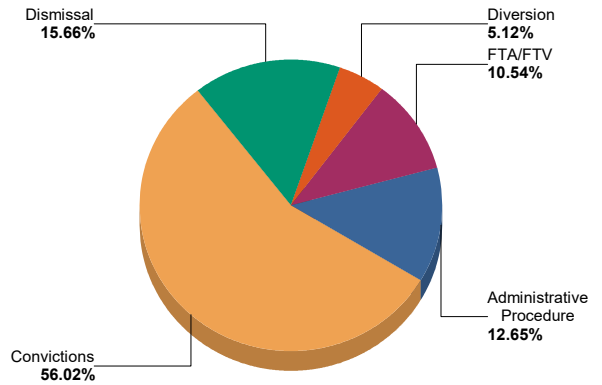
Felony Charges by Disposition Type

27A.460 - (1), (3), (4)



Percent of Charges by Disposition Type

27A.460 - (1), (3), (4)



27A.460 (1) Conviction percentages;

27A.460 (3) Percentage of acquittals;

27A.460(4) Percentage of dismissals;

* "Others" disposition type include: Denied, Extradition, Grand Jury, Granted, Hung Jury, Merged, Mistrial, No Action Taken By Grand Jury, Other, Pardon - Prior to Adjudication Only, Peace Bond, Remanded, Set Aside/Voided, Sealed Records, Transfer, Drug Court Transfer, Vacated Judgment

ADMINISTRATIVE OFFICE OF THE COURTS

Research & Statistics

Annual Report FY 2021

Circuit Court - "Felony" Criminal Cases

BOYLE

Sentence Information by Charge Disposition Type

27A.460 - (2)	Sentence Records	Jail or Prison Conditionally Discharged	Jail or Prison Suspended	Jail or Prison Time > 0	Net Costs > \$0.00	Net Fines > \$0.00	Net Home Incarceration Time	Net Home Incarceration Time Suspended	Net Probation Time Supervised	Net Probation Time Unsupervised	Net Suspended Costs > \$0.00	Net Suspended Fines > \$0.00	Other Conditions
Convicted	181		28 15.47%	181 100.00%	120 66.30%	8 4.42%			28 15.47%				
	181		28	181	120	8			28				

27A.460 (2) Percentages of fines, imprisonment, or other penalty assessment;

* Percentages are based on total sentence records per category (convicted, acquitted...etc)

* There can be multiple sentence conditions to a single charge.

Plea Type

27A.460 - (5), (6)		GUILTY	NOT GUILTY	UNKNOWN PLEA TYPE	TOTAL
Felony Charges	Original_Plea	53 15.96%	183 55.12%	96 28.92%	332 100.00%
	Final_Plea	212 63.86%	24 7.23%	96 28.92%	332 100.00%
Felony amended to Non-Felony	Original_Plea	-	99 100.00%	-	99 100.00%
	Final_Plea	3 3.03%	96 96.97%	-	99 100.00%

27A.460 (5) Percentage of pleas as charges;

27A.460 (6) Percentage of pleas to reduce charges;

ADMINISTRATIVE OFFICE OF THE COURTS

Research & Statistics

Annual Report FY 2021

Circuit Court - "Felony" Criminal Cases

BOYLE

Cases can have multiple charges which are heard either by a court trial, jury trial, no trial or by a combination of trial types. Depending upon the seriousness of the offense and the consequences of a guilty verdict, defendants in criminal cases have the constitutional right to a jury of their peers. In a jury trial, the Judge decides questions of law, and the jury decides whether the defendant is guilty or not guilty on each of the offense(s) charged. In a court trial, the judge decides questions of law and decides if guilty or not guilty on each offense(s) charges. The cases are categorized by how all the charges within the case were disposed. If all charges were disposed by the same trial type, it's counted in the separate category, otherwise, it's counted within the "Mixed Trial" category. If a charge had a nothing entered or it had "no trial" it's counted in the "No Trial" category.

Cases by Trial Type	27A.460 - (7), (8), (9), (10)	NO TRIAL	Total
Felony Amended Down to Non-Felony		85 100.00%	85 100.00%
Felony Charges		218 100.00%	218 100.00%
Felony Convictions		126 100.00%	126 100.00%

*27A.460 (7) Percentage of disposition to guilty as charged by trial;
 27A.460 (8) Percentage of those found guilty of lesser charge by trial;
 27A.460 (9) Percentage of cases where jury trial taken;
 27A.460 (10) Percentage of trials which are bench (court) trials; and*

**Shock Probation by
Disposition Type**

	27A.440 (3b)	Denied	Granted	Total
0026090 SHOCK PROBATION IN FELONY CONVICTIONS		13 54.17%	4 16.67%	17 70.8334%
0026100 SHOCK PROBATION IN MISDEMEANOR CONVICTIONS		5 20.83%	2 8.33%	7 29.1666%

27A.440 (3) Cases in which shock probation has been granted:
 (b) Extracted data on shock probation shall be placed in the annual report of the Administrative Office of the Courts.

ADMINISTRATIVE OFFICE OF THE COURTS

Research & Statistics

Annual Report FY 2021

Circuit Court - "Felony" Criminal Cases

BRACKEN

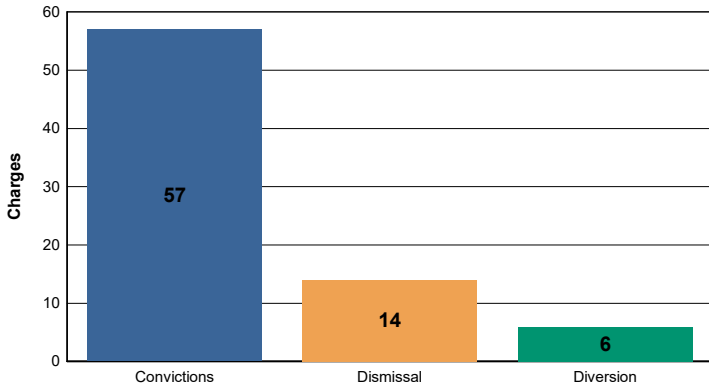
There were 77 felony level offenses and 6 non-felony level offenses disposed within 53 circuit criminal cases during the fiscal year. Non-felony offenses include misdemeanor, violation, local ordinance or other level offense(s) within those cases.

	Charges	Cases
Felony	77	53
Felony amended to Non-Felony	6	

Of those 77 felony offenses, 57 (74.03%) were convicted; were acquitted (%); and 14 (18.18%) were dismissed.

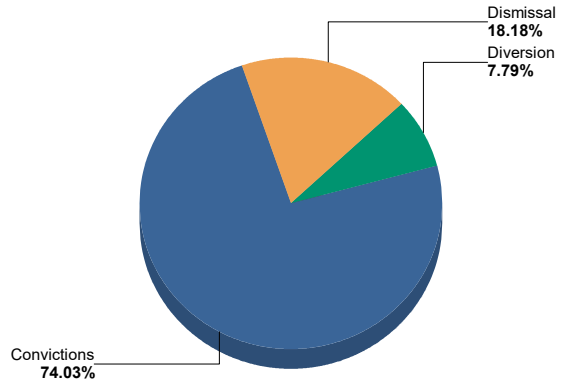
Felony Charges by Disposition Type

27A.460 - (1), (3), (4)



Percent of Charges by Disposition Type

27A.460 - (1), (3), (4)



27A.460 (1) Conviction percentages;

27A.460 (3) Percentage of acquittals;

27A.460(4) Percentage of dismissals;

* "Others" disposition type include: Denied, Extradition, Grand Jury, Granted, Hung Jury, Merged, Mistrial, No Action Taken By Grand Jury, Other, Pardon - Prior to Adjudication Only, Peace Bond, Remanded, Set Aside/Voided, Sealed Records, Transfer, Drug Court Transfer, Vacated Judgment

ADMINISTRATIVE OFFICE OF THE COURTS

Research & Statistics

Annual Report FY 2021

Circuit Court - "Felony" Criminal Cases

BRACKEN

Sentence Information by Charge Disposition Type

27A.460 - (2)	Sentence Records	Jail or Prison Conditionally Discharged	Jail or Prison Suspended	Jail or Prison Time > 0	Net Costs > \$0.00	Net Fines > \$0.00	Net Home Incarceration Time	Net Home Incarceration Time Suspended	Net Probation Time Supervised	Net Probation Time Unsupervised	Net Suspended Costs > \$0.00	Net Suspended Fines > \$0.00	Other Conditions
Convicted	57	15 26.32%	11 19.30%	57 100.00%	11 19.30%	-	1 1.75%	-	20 35.09%	-	3 5.26%	-	23 40.35%
Diverted	2	-	-	-	-	-	-	-	-	-	-	-	2 100.00%
	59	15	11	57	11	-	1	-	20	-	3	-	25

27A.460 (2) Percentages of fines, imprisonment, or other penalty assessment;

* Percentages are based on total sentence records per category (convicted, acquitted...etc)

* There can be multiple sentence conditions to a single charge.

Plea Type

	27A.460 - (5), (6)	UNKNOWN PLEA TYPE	TOTAL
Felony Charges	Original_Plea	77 100.00%	77 100.00%
	Final_Plea	77 100.00%	77 100.00%
Felony amended to Non-Felony	Original_Plea	6 100.00%	6 100.00%
	Final_Plea	6 100.00%	6 100.00%

27A.460 (5) Percentage of pleas as charges;

27A.460 (6) Percentage of pleas to reduce charges;

ADMINISTRATIVE OFFICE OF THE COURTS

Research & Statistics

Annual Report FY 2021

Circuit Court - "Felony" Criminal Cases

BRACKEN

Cases can have multiple charges which are heard either by a court trial, jury trial, no trial or by a combination of trial types. Depending upon the seriousness of the offense and the consequences of a guilty verdict, defendants in criminal cases have the constitutional right to a jury of their peers. In a jury trial, the Judge decides questions of law, and the jury decides whether the defendant is guilty or not guilty on each of the offense(s) charged. In a court trial, the judge decides questions of law and decides if guilty or not guilty on each offense(s) charges. The cases are categorized by how all the charges within the case were disposed. If all charges were disposed by the same trial type, it's counted in the separate category, otherwise, it's counted within the "Mixed Trial" category. If a charge had a nothing entered or it had "no trial" it's counted in the "No Trial" category.

Cases by Trial Type	27A.460 - (7), (8), (9), (10)	NO TRIAL	Total
Felony Amended Down to Non-Felony		5 100.00%	5 100.00%
Felony Charges		53 100.00%	53 100.00%
Felony Convictions		44 100.00%	44 100.00%

*27A.460 (7) Percentage of disposition to guilty as charged by trial;
 27A.460 (8) Percentage of those found guilty of lesser charge by trial;
 27A.460 (9) Percentage of cases where jury trial taken;
 27A.460 (10) Percentage of trials which are bench (court) trials; and*

**Shock Probation by
Disposition Type**

	27A.440 (3b)	Denied	Granted	Others	Total
0026090 SHOCK PROBATION IN FELONY CONVICTIONS		7 58.33%	4 33.33%	1 8.33%	12 99.9999%

27A.440 (3) Cases in which shock probation has been granted:
 (b) Extracted data on shock probation shall be placed in the annual report of the Administrative Office of the Courts.

ADMINISTRATIVE OFFICE OF THE COURTS

Research & Statistics

Annual Report FY 2021

Circuit Court - "Felony" Criminal Cases

BREATHITT

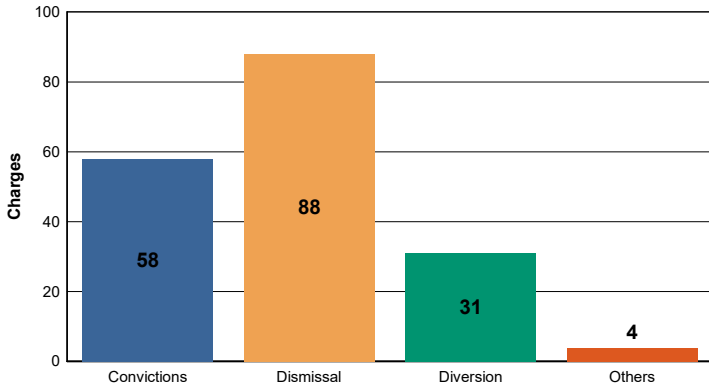
There were 181 felony level offenses and 11 non-felony level offenses disposed within 114 circuit criminal cases during the fiscal year. Non-felony offenses include misdemeanor, violation, local ordinance or other level offense(s) within those cases.

	Charges	Cases
Felony	181	114
Felony amended to Non-Felony	11	

Of those 181 felony offenses, 58 (32.04%) were convicted; were acquitted (%); and 88 (48.62%) were dismissed.

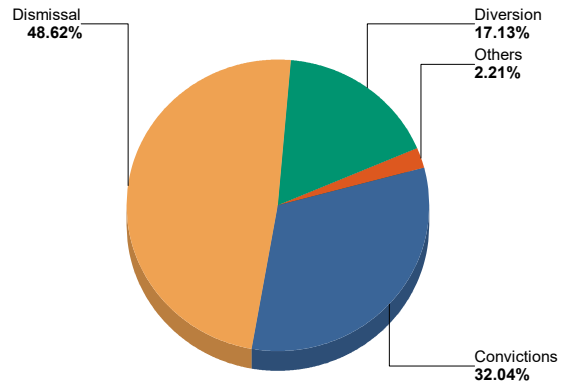
Felony Charges by Disposition Type

27A.460 - (1), (3), (4)



Percent of Charges by Disposition Type

27A.460 - (1), (3), (4)



27A.460 (1) Conviction percentages;

27A.460 (3) Percentage of acquittals;

27A.460(4) Percentage of dismissals;

* "Others" disposition type include: Denied, Extradition, Grand Jury, Granted, Hung Jury, Merged, Mistrial, No Action Taken By Grand Jury, Other, Pardon - Prior to Adjudication Only, Peace Bond, Remanded, Set Aside/Voided, Sealed Records, Transfer, Drug Court Transfer, Vacated Judgment

ADMINISTRATIVE OFFICE OF THE COURTS

Research & Statistics

Annual Report FY 2021

Circuit Court - "Felony" Criminal Cases

BREATHITT

Sentence Information by Charge Disposition Type

27A.460 - (2)	Sentence Records	Jail or Prison Conditionally Discharged	Jail or Prison Suspended	Jail or Prison Time > 0	Net Costs > \$0.00	Net Fines > \$0.00	Net Home Incarceration Time	Net Home Incarceration Time Suspended	Net Probation Time Supervised	Net Probation Time Unsupervised	Net Suspended Costs > \$0.00	Net Suspended Fines > \$0.00	Other Conditions
Convicted	58		40	57	36	13			36				34
			68.97%	98.28%	62.07%	22.41%			62.07%				58.62%
Dismissed	22	1	13	14	20				10	2			16
		4.55%	59.09%	63.64%	90.91%				45.45%	9.09%			72.73%
Diverted	31	2	29	31	3	3			28	2			23
		6.45%	93.55%	100.00%	9.68%	9.68%			90.32%	6.45%			74.19%
Others	1		1	1					1				1
			100.00%	100.00%					100.00%				100.00%
	112	3	83	103	59	16			75	4			74

27A.460 (2) Percentages of fines, imprisonment, or other penalty assessment;

* Percentages are based on total sentence records per category (convicted, acquitted...etc)

* There can be multiple sentence conditions to a single charge.

Plea Type

27A.460 - (5), (6)

		GUILTY	NOT GUILTY	UNKNOWN PLEA TYPE	TOTAL
Felony Charges	Original_Plea	-	9	172	181
		0.00%	4.97%	95.03%	100.00%
Felony amended to Non-Felony	Final_Plea	2	7	172	181
		1.10%	3.87%	95.03%	100.00%
	Original_Plea	-	-	11	11
		0.00%	0.00%	100.00%	100.00%
	Final_Plea	-	-	11	11
		0.00%	0.00%	100.00%	100.00%

27A.460 (5) Percentage of pleas as charges;

27A.460 (6) Percentage of pleas to reduce charges;

ADMINISTRATIVE OFFICE OF THE COURTS

Research & Statistics

Annual Report FY 2021

Circuit Court - "Felony" Criminal Cases

BREATHITT

Cases can have multiple charges which are heard either by a court trial, jury trial, no trial or by a combination of trial types. Depending upon the seriousness of the offense and the consequences of a guilty verdict, defendants in criminal cases have the constitutional right to a jury of their peers. In a jury trial, the Judge decides questions of law, and the jury decides whether the defendant is guilty or not guilty on each of the offense(s) charged. In a court trial, the judge decides questions of law and decides if guilty or not guilty on each offense(s) charges. The cases are categorized by how all the charges within the case were disposed. If all charges were disposed by the same trial type, it's counted in the separate category, otherwise, it's counted within the "Mixed Trial" category. If a charge had a nothing entered or it had "no trial" it's counted in the "No Trial" category.

Cases by Trial Type	27A.460 - (7), (8), (9), (10)	NO TRIAL	Total
Felony Amended Down to Non-Felony		8 100.00%	8 100.00%
Felony Charges		114 100.00%	114 100.00%
Felony Convictions		48 100.00%	48 100.00%

*27A.460 (7) Percentage of disposition to guilty as charged by trial;
 27A.460 (8) Percentage of those found guilty of lesser charge by trial;
 27A.460 (9) Percentage of cases where jury trial taken;
 27A.460 (10) Percentage of trials which are bench (court) trials; and*

**Shock Probation by
Disposition Type**

	27A.440 (3b)	Vacated	Withdrawn	Total
0026090 SHOCK PROBATION IN FELONY CONVICTIONS		1 50.00%	1 50.00%	2 100.0000%

27A.440 (3) Cases in which shock probation has been granted:
 (b) Extracted data on shock probation shall be placed in the annual report of the Administrative Office of the Courts.

ADMINISTRATIVE OFFICE OF THE COURTS

Research & Statistics

Annual Report FY 2021

Circuit Court - "Felony" Criminal Cases

BRECKINRIDGE

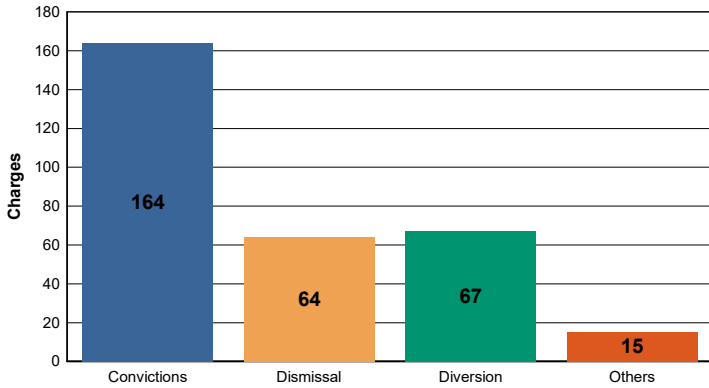
There were 310 felony level offenses and 11 non-felony level offenses disposed within 156 circuit criminal cases during the fiscal year. Non-felony offenses include misdemeanor, violation, local ordinance or other level offense(s) within those cases.

	Charges	Cases
Felony	310	156
Felony amended to Non-Felony	11	

Of those 310 felony offenses, 164 (52.90%) were convicted; were acquitted (%); and 64 (20.65%) were dismissed.

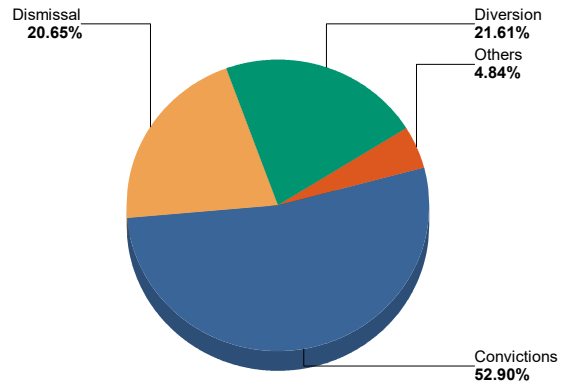
Felony Charges by Disposition Type

27A.460 - (1), (3), (4)



Percent of Charges by Disposition Type

27A.460 - (1), (3), (4)



27A.460 (1) Conviction percentages;

27A.460 (3) Percentage of acquittals;

27A.460(4) Percentage of dismissals;

* "Others" disposition type include: Denied, Extradition, Grand Jury, Granted, Hung Jury, Merged, Mistrial, No Action Taken By Grand Jury, Other, Pardon - Prior to Adjudication Only, Peace Bond, Remanded, Set Aside/Voided, Sealed Records, Transfer, Drug Court Transfer, Vacated Judgment

ADMINISTRATIVE OFFICE OF THE COURTS

Research & Statistics

Annual Report FY 2021

Circuit Court - "Felony" Criminal Cases

BRECKINRIDGE

Sentence Information by Charge Disposition Type

27A.460 - (2)	Sentence Records	Jail or Prison Conditionally Discharged	Jail or Prison Suspended	Jail or Prison Time > 0	Net Costs > \$0.00	Net Fines > \$0.00	Net Home Incarceration Time	Net Home Incarceration Time Suspended	Net Probation Time Supervised	Net Probation Time Unsupervised	Net Suspended Costs > \$0.00	Net Suspended Fines > \$0.00	Other Conditions
Convicted	151		93 61.59%	151 100.00%	11 7.28%	1 0.66%			93 61.59%				
Dismissed	3				3 100.00%								
Others	4			1 25.00%	3 75.00%								
	158		93	152	17	1			93				

27A.460 (2) Percentages of fines, imprisonment, or other penalty assessment;

* Percentages are based on total sentence records per category (convicted, acquitted...etc)

* There can be multiple sentence conditions to a single charge.

Plea Type

Plea Type	27A.460 - (5), (6)	GUILTY	NOT GUILTY	UNKNOWN PLEA TYPE	TOTAL
Felony Charges	Original_Plea	17 5.48%	289 93.23%	4 1.29%	310 100.00%
	Final_Plea	250 80.65%	56 18.06%	4 1.29%	310 100.00%
Felony amended to Non-Felony	Original_Plea	-	10 90.91%	1 9.09%	11 100.00%
	Final_Plea	-	10 90.91%	1 9.09%	11 100.00%

27A.460 (5) Percentage of pleas as charges;

27A.460 (6) Percentage of pleas to reduce charges;

ADMINISTRATIVE OFFICE OF THE COURTS

Research & Statistics

Annual Report FY 2021

Circuit Court - "Felony" Criminal Cases

BRECKINRIDGE

Cases can have multiple charges which are heard either by a court trial, jury trial, no trial or by a combination of trial types. Depending upon the seriousness of the offense and the consequences of a guilty verdict, defendants in criminal cases have the constitutional right to a jury of their peers. In a jury trial, the Judge decides questions of law, and the jury decides whether the defendant is guilty or not guilty on each of the offense(s) charged. In a court trial, the judge decides questions of law and decides if guilty or not guilty on each offense(s) charges. The cases are categorized by how all the charges within the case were disposed. If all charges were disposed by the same trial type, it's counted in the separate category, otherwise, it's counted within the "Mixed Trial" category. If a charge had a nothing entered or it had "no trial" it's counted in the "No Trial" category.

Cases by Trial Type	27A.460 - (7), (8), (9), (10)	NO TRIAL	Total
Felony Amended Down to Non-Felony		9 100.00%	9 100.00%
Felony Charges		156 100.00%	156 100.00%
Felony Convictions		85 100.00%	85 100.00%

*27A.460 (7) Percentage of disposition to guilty as charged by trial;
 27A.460 (8) Percentage of those found guilty of lesser charge by trial;
 27A.460 (9) Percentage of cases where jury trial taken;
 27A.460 (10) Percentage of trials which are bench (court) trials; and*

**Shock Probation by
Disposition Type**

	27A.440 (3b)	Denied	Granted	Total
0026090 SHOCK PROBATION IN FELONY CONVICTIONS		33 76.74%	10 23.26%	43 100.0000%

27A.440 (3) Cases in which shock probation has been granted:
 (b) Extracted data on shock probation shall be placed in the annual report of the Administrative Office of the Courts.

ADMINISTRATIVE OFFICE OF THE COURTS

Research & Statistics

Annual Report FY 2021

Circuit Court - "Felony" Criminal Cases

BULLITT

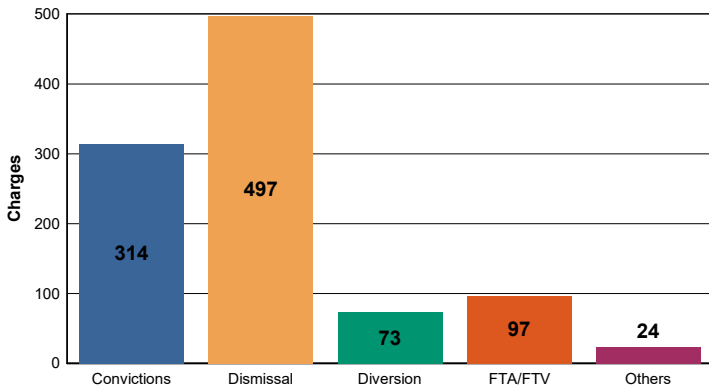
There were 1,005 felony level offenses and 67 non-felony level offenses disposed within 456 circuit criminal cases during the fiscal year. Non-felony offenses include misdemeanor, violation, local ordinance or other level offense(s) within those cases.

	Charges	Cases
Felony	1,005	456
Felony amended to Non-Felony	67	

Of those 1,005 felony offenses, 314 (31.24%) were convicted; were acquitted (%); and 497 (49.45%) were dismissed.

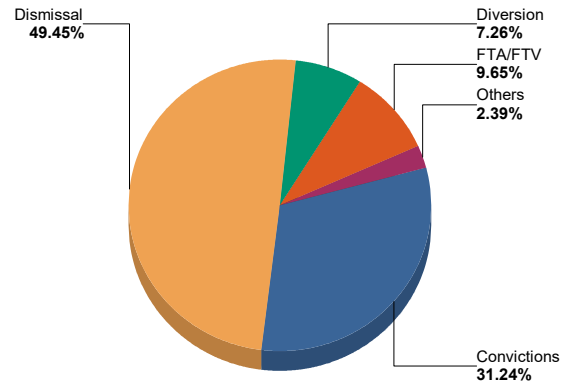
Felony Charges by Disposition Type

27A.460 - (1), (3), (4)



Percent of Charges by Disposition Type

27A.460 - (1), (3), (4)



27A.460 (1) Conviction percentages;

27A.460 (3) Percentage of acquittals;

27A.460(4) Percentage of dismissals;

* "Others" disposition type include: Denied, Extradition, Grand Jury, Granted, Hung Jury, Merged, Mistrial, No Action Taken By Grand Jury, Other, Pardon - Prior to Adjudication Only, Peace Bond, Remanded, Set Aside/Voided, Sealed Records, Transfer, Drug Court Transfer, Vacated Judgment

ADMINISTRATIVE OFFICE OF THE COURTS

Research & Statistics

Annual Report FY 2021

Circuit Court - "Felony" Criminal Cases

BULLITT

Sentence Information by Charge Disposition Type

27A.460 - (2)	Sentence Records	Jail or Prison Conditionally Discharged	Jail or Prison Suspended	Jail or Prison Time > 0	Net Costs > \$0.00	Net Fines > \$0.00	Net Home Incarceration Time	Net Home Incarceration Time Suspended	Net Probation Time Supervised	Net Probation Time Unsupervised	Net Suspended Costs > \$0.00	Net Suspended Fines > \$0.00	Other Conditions
Convicted	307	8 2.61%	192 62.54%	306 99.67%	101 32.90%				191 62.21%	1 0.33%			112 36.48%
Dismissed	8		7 87.50%	7 87.50%	1 12.50%				7 87.50%				
Diverted	3			1 33.33%	2 66.67%								
Others	13	2 15.38%	5 38.46%	13 100.00%	6 46.15%				7 53.85%				4 30.77%
	331	10	204	327	110				205	1			116

27A.460 (2) Percentages of fines, imprisonment, or other penalty assessment;

* Percentages are based on total sentence records per category (convicted, acquitted...etc)

* There can be multiple sentence conditions to a single charge.

Plea Type

27A.460 - (5), (6)		GUILTY	NOT GUILTY	UNKNOWN PLEA TYPE	TOTAL
Felony Charges	Original_Plea	15 1.49%	593 59.00%	397 39.50%	1,005 100.00%
	Final_Plea	333 33.13%	275 27.36%	397 39.50%	1,005 100.00%
Felony amended to Non-Felony	Original_Plea	- 0.00%	25 37.31%	42 62.69%	67 100.00%
	Final_Plea	1 1.49%	24 35.82%	42 62.69%	67 100.00%

27A.460 (5) Percentage of pleas as charges;

27A.460 (6) Percentage of pleas to reduce charges;

ADMINISTRATIVE OFFICE OF THE COURTS

Research & Statistics

Annual Report FY 2021

Circuit Court - "Felony" Criminal Cases

BULLITT

Cases can have multiple charges which are heard either by a court trial, jury trial, no trial or by a combination of trial types. Depending upon the seriousness of the offense and the consequences of a guilty verdict, defendants in criminal cases have the constitutional right to a jury of their peers. In a jury trial, the Judge decides questions of law, and the jury decides whether the defendant is guilty or not guilty on each of the offense(s) charged. In a court trial, the judge decides questions of law and decides if guilty or not guilty on each offense(s) charges. The cases are categorized by how all the charges within the case were disposed. If all charges were disposed by the same trial type, it's counted in the separate category, otherwise, it's counted within the "Mixed Trial" category. If a charge had a nothing entered or it had "no trial" it's counted in the "No Trial" category.

Cases by Trial Type	27A.460 - (7), (8), (9), (10)	COURT TRIAL	NO TRIAL	Total
Felony Amended Down to Non-Felony		-	65 100.00%	65 100.00%
Felony Charges		10 2.19%	448 98.25%	458 100.44%
Felony Convictions		9 4.41%	195 95.59%	204 100.00%

*27A.460 (7) Percentage of disposition to guilty as charged by trial;
 27A.460 (8) Percentage of those found guilty of lesser charge by trial;
 27A.460 (9) Percentage of cases where jury trial taken;
 27A.460 (10) Percentage of trials which are bench (court) trials; and*

**Shock Probation by
Disposition Type**

	27A.440 (3b)	Denied	Granted	Total
0026090 SHOCK PROBATION IN FELONY CONVICTIONS		34 79.07%	9 20.93%	43 100.0000%

27A.440 (3) Cases in which shock probation has been granted:
 (b) Extracted data on shock probation shall be placed in the annual report of the Administrative Office of the Courts.

ADMINISTRATIVE OFFICE OF THE COURTS

Research & Statistics

Annual Report FY 2021

Circuit Court - "Felony" Criminal Cases

BULLITT

Youthful Offenders

Note: Per statute 635.020 (7) If a person who is eighteen (18) or older and before the court is charged with a felony that occurred prior to his eighteenth birthday, the court shall, upon motion of the county attorney made prior to adjudication, and after the county attorney has consulted with the Commonwealth's attorney, that the child be proceeded against as a youthful offender, proceed in accordance with the provisions of KRS 640.010.

The youthful offender data is pulled by looking at the circuit criminal cases with defendant's age calculated from date of birth to the case filing date, which is under 18, however, those eighteen(18) or older may not be accounted.

There were 8 felony level offenses and 0 non-felony level offenses disposed within 2 circuit criminal cases during the fiscal year. Non-felony offenses include misdemeanor, violation, local ordinance or other level offense(s) within those cases.

27A.460 - (11)		Charges	Cases
Felony		8	2
Felony amended to Non-Felony		-	

27A.460 (11) The number of juvenile offenders tried as an adult.

Of the 8 felony level offenses disposed within the youthful offender cases, 1 (12.50%) charges were convicted.

Youthful Offender	Convictions	Dismissal	Diversion	Total
	Felony Charges by Disposition Type	1 12.50%	6 75.00%	1 12.50%

Youthful Offender	GUILTY	Total
	Felony Charges Convicted by Disposition Type	1 100.00%

ADMINISTRATIVE OFFICE OF THE COURTS

Research & Statistics

Annual Report FY 2021

Circuit Court - "Felony" Criminal Cases

BUTLER

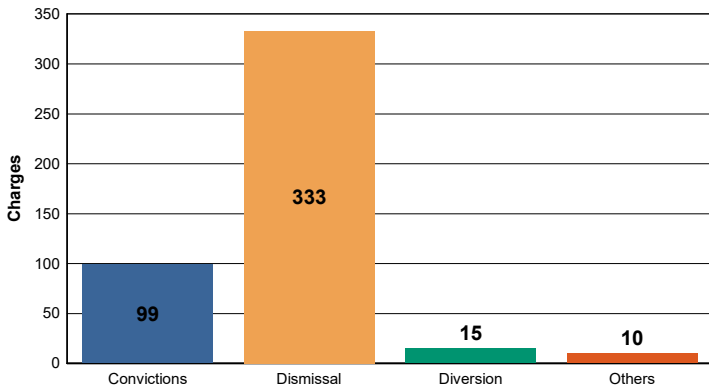
There were 457 felony level offenses and 2 non-felony level offenses disposed within 114 circuit criminal cases during the fiscal year. Non-felony offenses include misdemeanor, violation, local ordinance or other level offense(s) within those cases.

	Charges	Cases
Felony	457	114
Felony amended to Non-Felony	2	

Of those 457 felony offenses, 99 (21.66%) were convicted; were acquitted (%); and 333 (72.87%) were dismissed.

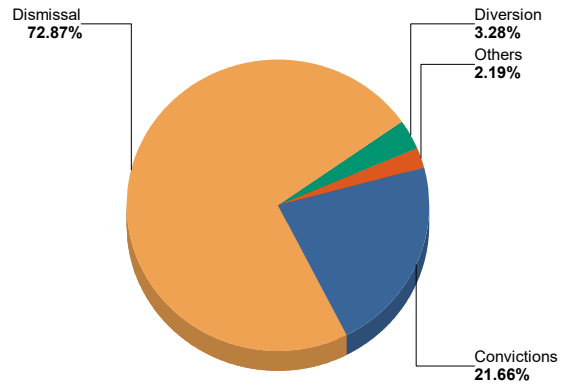
Felony Charges by Disposition Type

27A.460 - (1), (3), (4)



Percent of Charges by Disposition Type

27A.460 - (1), (3), (4)



27A.460 (1) Conviction percentages;

27A.460 (3) Percentage of acquittals;

27A.460(4) Percentage of dismissals;

* "Others" disposition type include: Denied, Extradition, Grand Jury, Granted, Hung Jury, Merged, Mistrial, No Action Taken By Grand Jury, Other, Pardon - Prior to Adjudication Only, Peace Bond, Remanded, Set Aside/Voided, Sealed Records, Transfer, Drug Court Transfer, Vacated Judgment

ADMINISTRATIVE OFFICE OF THE COURTS

Research & Statistics

Annual Report FY 2021

Circuit Court - "Felony" Criminal Cases

BUTLER

Sentence Information by Charge Disposition Type

27A.460 - (2)	Sentence Records	Jail or Prison Conditionally Discharged	Jail or Prison Suspended	Jail or Prison Time > 0	Net Costs > \$0.00	Net Fines > \$0.00	Net Home Incarceration Time	Net Home Incarceration Time Suspended	Net Probation Time Supervised	Net Probation Time Unsupervised	Net Suspended Costs > \$0.00	Net Suspended Fines > \$0.00	Other Conditions
Convicted	99		38 38.38%	99 100.00%	64 64.65%	1 1.01%			38 38.38%				68 68.69%
Dismissed	11			2 18.18%	7 63.64%	2 18.18%							4 36.36%
Diverted	6		1 16.67%	1 16.67%	5 83.33%								4 66.67%
Others	2		2 100.00%	2 100.00%	1 50.00%				2 100.00%				
	118		41	104	77	3			40				76

27A.460 (2) Percentages of fines, imprisonment, or other penalty assessment;

* Percentages are based on total sentence records per category (convicted, acquitted...etc)

* There can be multiple sentence conditions to a single charge.

Plea Type

27A.460 - (5), (6)

		UNKNOWN PLEA TYPE	TOTAL
Felony Charges	Original_Plea	457 100.00%	457 100.00%
	Final_Plea	457 100.00%	457 100.00%
Felony amended to Non-Felony	Original_Plea	2 100.00%	2 100.00%
	Final_Plea	2 100.00%	2 100.00%

27A.460 (5) Percentage of pleas as charges;

27A.460 (6) Percentage of pleas to reduce charges;

ADMINISTRATIVE OFFICE OF THE COURTS

Research & Statistics

Annual Report FY 2021

Circuit Court - "Felony" Criminal Cases

BUTLER

Cases can have multiple charges which are heard either by a court trial, jury trial, no trial or by a combination of trial types. Depending upon the seriousness of the offense and the consequences of a guilty verdict, defendants in criminal cases have the constitutional right to a jury of their peers. In a jury trial, the Judge decides questions of law, and the jury decides whether the defendant is guilty or not guilty on each of the offense(s) charged. In a court trial, the judge decides questions of law and decides if guilty or not guilty on each offense(s) charges. The cases are categorized by how all the charges within the case were disposed. If all charges were disposed by the same trial type, it's counted in the separate category, otherwise, it's counted within the "Mixed Trial" category. If a charge had a nothing entered or it had "no trial" it's counted in the "No Trial" category.

Cases by Trial Type	27A.460 - (7), (8), (9), (10)	NO TRIAL	Total
Felony Amended Down to Non-Felony	2 100.00%	2 100.00%	2 100.00%
Felony Charges	114 100.00%	114 100.00%	114 100.00%
Felony Convictions	68 100.00%	68 100.00%	68 100.00%

*27A.460 (7) Percentage of disposition to guilty as charged by trial;
 27A.460 (8) Percentage of those found guilty of lesser charge by trial;
 27A.460 (9) Percentage of cases where jury trial taken;
 27A.460 (10) Percentage of trials which are bench (court) trials; and*

**Shock Probation by
Disposition Type**

	27A.440 (3b)	Denied	Granted	Others	Withdrawn	Total
0026090 SHOCK PROBATION IN FELONY CONVICTIONS		43 36.75%	72 61.54%	1 0.85%	1 0.85%	117 100.0000%

27A.440 (3) Cases in which shock probation has been granted:
 (b) Extracted data on shock probation shall be placed in the annual report of the Administrative Office of the Courts.

ADMINISTRATIVE OFFICE OF THE COURTS

Research & Statistics

Annual Report FY 2021

Circuit Court - "Felony" Criminal Cases

CALDWELL

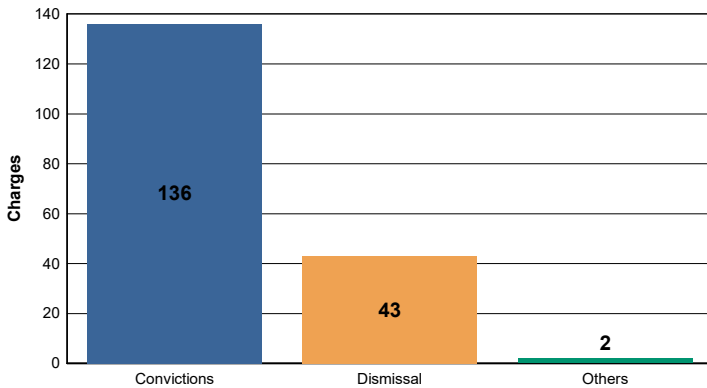
There were 181 felony level offenses and 6 non-felony level offenses disposed within 95 circuit criminal cases during the fiscal year. Non-felony offenses include misdemeanor, violation, local ordinance or other level offense(s) within those cases.

	Charges	Cases
Felony	181	95
Felony amended to Non-Felony	6	

Of those 181 felony offenses, 136 (75.14%) were convicted; were acquitted (%); and 43 (23.76%) were dismissed.

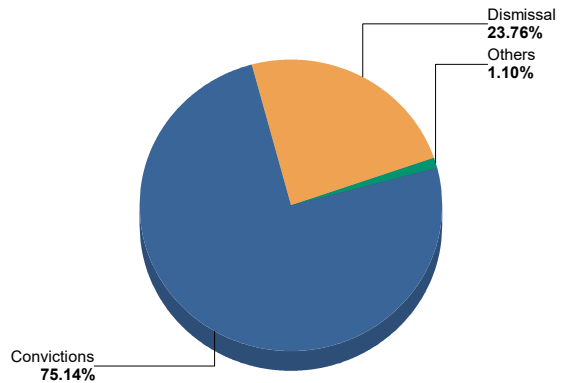
Felony Charges by Disposition Type

27A.460 - (1), (3), (4)



Percent of Charges by Disposition Type

27A.460 - (1), (3), (4)



27A.460 (1) Conviction percentages;

27A.460 (3) Percentage of acquittals;

27A.460(4) Percentage of dismissals;

* "Others" disposition type include: Denied, Extradition, Grand Jury, Granted, Hung Jury, Merged, Mistrial, No Action Taken By Grand Jury, Other, Pardon - Prior to Adjudication Only, Peace Bond, Remanded, Set Aside/Voided, Sealed Records, Transfer, Drug Court Transfer, Vacated Judgment

ADMINISTRATIVE OFFICE OF THE COURTS

Research & Statistics

Annual Report FY 2021

Circuit Court - "Felony" Criminal Cases

CALDWELL

Sentence Information by Charge Disposition Type

27A.460 - (2)	Sentence Records	Jail or Prison Conditionally Discharged	Jail or Prison Suspended	Jail or Prison Time > 0	Net Costs > \$0.00	Net Fines > \$0.00	Net Home Incarceration Time	Net Home Incarceration Time Suspended	Net Probation Time Supervised	Net Probation Time Unsupervised	Net Suspended Costs > \$0.00	Net Suspended Fines > \$0.00	Other Conditions
Convicted	135		41	135	2				39	2			3
		30.37%	100.00%		1.48%				28.89%	1.48%			2.22%
	135		41	135	2				39	2			3

27A.460 (2) Percentages of fines, imprisonment, or other penalty assessment;

* Percentages are based on total sentence records per category (convicted, acquitted...etc)

* There can be multiple sentence conditions to a single charge.

Plea Type

27A.460 - (5), (6)		GUILTY	NOT GUILTY	UNKNOWN PLEA TYPE	TOTAL
Felony Charges	Original_Plea	20 11.05%	160 88.40%	1 0.55%	181 100.00%
	Final_Plea	137 75.69%	43 23.76%	1 0.55%	181 100.00%
Felony amended to Non-Felony	Original_Plea	-	6 100.00%	-	6 100.00%
	Final_Plea	-	6 100.00%	-	6 100.00%

27A.460 (5) Percentage of pleas as charges;

27A.460 (6) Percentage of pleas to reduce charges;

ADMINISTRATIVE OFFICE OF THE COURTS

Research & Statistics

Annual Report FY 2021

Circuit Court - "Felony" Criminal Cases

CALDWELL

Cases can have multiple charges which are heard either by a court trial, jury trial, no trial or by a combination of trial types. Depending upon the seriousness of the offense and the consequences of a guilty verdict, defendants in criminal cases have the constitutional right to a jury of their peers. In a jury trial, the Judge decides questions of law, and the jury decides whether the defendant is guilty or not guilty on each of the offense(s) charged. In a court trial, the judge decides questions of law and decides if guilty or not guilty on each offense(s) charges. The cases are categorized by how all the charges within the case were disposed. If all charges were disposed by the same trial type, it's counted in the separate category, otherwise, it's counted within the "Mixed Trial" category. If a charge had a nothing entered or it had "no trial" it's counted in the "No Trial" category.

Cases by Trial Type	27A.460 - (7), (8), (9), (10)	NO TRIAL	Total
Felony Amended Down to Non-Felony	6 100.00%	6 100.00%	6 100.00%
Felony Charges	95 100.00%	95 100.00%	95 100.00%
Felony Convictions	70 100.00%	70 100.00%	70 100.00%

*27A.460 (7) Percentage of disposition to guilty as charged by trial;
 27A.460 (8) Percentage of those found guilty of lesser charge by trial;
 27A.460 (9) Percentage of cases where jury trial taken;
 27A.460 (10) Percentage of trials which are bench (court) trials; and*

**Shock Probation by
Disposition Type**

	27A.440 (3b)	Denied	Granted	Vacated	Total
0026090 SHOCK PROBATION IN FELONY CONVICTIONS	57 73.08%	19 24.36%	1 1.28%	77 98.7180%	
0026100 SHOCK PROBATION IN MISDEMEANOR CONVICTIONS	1 1.28%	-	-	1 1.2821%	

27A.440 (3) Cases in which shock probation has been granted:
 (b) Extracted data on shock probation shall be placed in the annual report of the Administrative Office of the Courts.

ADMINISTRATIVE OFFICE OF THE COURTS

Research & Statistics

Annual Report FY 2021

Circuit Court - "Felony" Criminal Cases

CALDWELL

Youthful Offenders

Note: Per statute 635.020 (7) If a person who is eighteen (18) or older and before the court is charged with a felony that occurred prior to his eighteenth birthday, the court shall, upon motion of the county attorney made prior to adjudication, and after the county attorney has consulted with the Commonwealth's attorney, that the child be proceeded against as a youthful offender, proceed in accordance with the provisions of KRS 640.010.

The youthful offender data is pulled by looking at the circuit criminal cases with defendant's age calculated from date of birth to the case filing date, which is under 18, however, those eighteen(18) or older may not be accounted.

There were 5 felony level offenses and 0 non-felony level offenses disposed within 1 circuit criminal cases during the fiscal year. Non-felony offenses include misdemeanor, violation, local ordinance or other level offense(s) within those cases.

27A.460 - (11)		Charges	Cases
Felony		5	1
Felony amended to Non-Felony		-	

27A.460 (11) The number of juvenile offenders tried as an adult.

Of the 5 felony level offenses disposed within the youthful offender cases, 5 (100.00%) charges were convicted.

Youthful Offender	Convictions	Total
	Felony Charges by Disposition Type	5 100.00%

Youthful Offender	GUILTY	Total
	Felony Charges Convicted by Disposition Type	5 100.00%

ADMINISTRATIVE OFFICE OF THE COURTS

Research & Statistics

Annual Report FY 2021

Circuit Court - "Felony" Criminal Cases

CALLOWAY

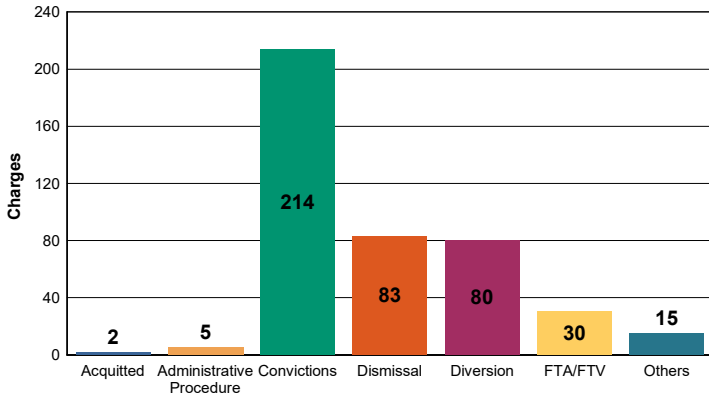
There were 429 felony level offenses and 19 non-felony level offenses disposed within 261 circuit criminal cases during the fiscal year. Non-felony offenses include misdemeanor, violation, local ordinance or other level offense(s) within those cases.

	Charges	Cases
Felony	429	261
Felony amended to Non-Felony	19	

Of those 429 felony offenses, 214 (49.88%) were convicted; 2 were acquitted (0.47%); and 83 (19.35%) were dismissed.

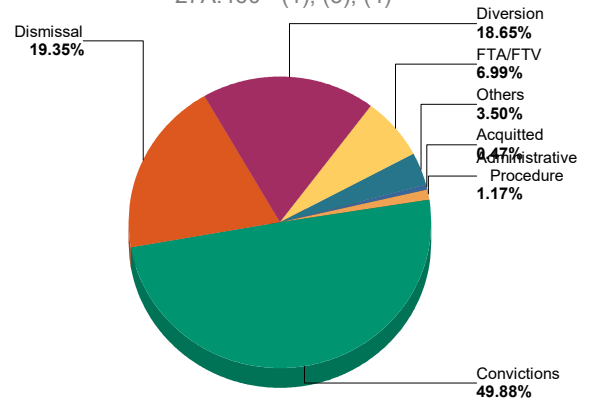
Felony Charges by Disposition Type

27A.460 - (1), (3), (4)



Percent of Charges by Disposition Type

27A.460 - (1), (3), (4)



27A.460 (1) Conviction percentages;

27A.460 (3) Percentage of acquittals;

27A.460(4) Percentage of dismissals;

* "Others" disposition type include: Denied, Extradition, Grand Jury, Granted, Hung Jury, Merged, Mistrial, No Action Taken By Grand Jury, Other, Pardon - Prior to Adjudication Only, Peace Bond, Remanded, Set Aside/Voided, Sealed Records, Transfer, Drug Court Transfer, Vacated Judgment

ADMINISTRATIVE OFFICE OF THE COURTS

Research & Statistics

Annual Report FY 2021

Circuit Court - "Felony" Criminal Cases

CALLOWAY

Sentence Information by Charge Disposition Type

27A.460 - (2)	Sentence Records	Jail or Prison Conditionally Discharged	Jail or Prison Suspended	Jail or Prison Time > 0	Net Costs > \$0.00	Net Fines > \$0.00	Net Home Incarceration Time	Net Home Incarceration Time Suspended	Net Probation Time Supervised	Net Probation Time Unsupervised	Net Suspended Costs > \$0.00	Net Suspended Fines > \$0.00	Other Conditions
Convicted	214		134 62.62%	214 100.00%	104 48.60%				130 60.75%	2 0.93%			131 61.21%
Diverted	3			1 33.33%									1 33.33%
Others	1		1 100.00%	1 100.00%	1 100.00%				1 100.00%				1 100.00%
	218		135	216	105				131	2			133

27A.460 (2) Percentages of fines, imprisonment, or other penalty assessment;

* Percentages are based on total sentence records per category (convicted, acquitted...etc)

* There can be multiple sentence conditions to a single charge.

Plea Type

27A.460 - (5), (6)

		GUILTY	NOT GUILTY	UNKNOWN PLEA TYPE	TOTAL
Felony Charges	Original_Plea	-	7	422	429
		0.00%	1.63%	98.37%	100.00%
Felony amended to Non-Felony	Final_Plea	5	2	422	429
		1.17%	0.47%	98.37%	100.00%
Felony amended to Non-Felony	Original_Plea	-	-	19	19
		0.00%	0.00%	100.00%	100.00%
Felony amended to Non-Felony	Final_Plea	-	-	19	19
		0.00%	0.00%	100.00%	100.00%

27A.460 (5) Percentage of pleas as charges;

27A.460 (6) Percentage of pleas to reduce charges;

ADMINISTRATIVE OFFICE OF THE COURTS

Research & Statistics

Annual Report FY 2021

Circuit Court - "Felony" Criminal Cases

CALLOWAY

Cases can have multiple charges which are heard either by a court trial, jury trial, no trial or by a combination of trial types. Depending upon the seriousness of the offense and the consequences of a guilty verdict, defendants in criminal cases have the constitutional right to a jury of their peers. In a jury trial, the Judge decides questions of law, and the jury decides whether the defendant is guilty or not guilty on each of the offense(s) charged. In a court trial, the judge decides questions of law and decides if guilty or not guilty on each offense(s) charges. The cases are categorized by how all the charges within the case were disposed. If all charges were disposed by the same trial type, it's counted in the separate category, otherwise, it's counted within the "Mixed Trial" category. If a charge had a nothing entered or it had "no trial" it's counted in the "No Trial" category.

Cases by Trial Type	27A.460 - (7), (8), (9), (10)	JURY TRIAL	NO TRIAL	Total
Felony Amended Down to Non-Felony		-	19 100.00%	19 100.00%
Felony Charges		2 0.77%	259 99.23%	261 100.00%
Felony Convictions		1 0.83%	120 99.17%	121 100.00%

*27A.460 (7) Percentage of disposition to guilty as charged by trial;
 27A.460 (8) Percentage of those found guilty of lesser charge by trial;
 27A.460 (9) Percentage of cases where jury trial taken;
 27A.460 (10) Percentage of trials which are bench (court) trials; and*

**Shock Probation by
Disposition Type**

	27A.440 (3b)	Denied	Granted	With drawn	Total
0026090 SHOCK PROBATION IN FELONY CONVICTIONS		103 90.35%	9 7.89%	2 1.75%	114 100.0000%

27A.440 (3) Cases in which shock probation has been granted:
 (b) Extracted data on shock probation shall be placed in the annual report of the Administrative Office of the Courts.

ADMINISTRATIVE OFFICE OF THE COURTS

Research & Statistics

Annual Report FY 2021

Circuit Court - "Felony" Criminal Cases

CALLOWAY

Youthful Offenders

Note: Per statute 635.020 (7) If a person who is eighteen (18) or older and before the court is charged with a felony that occurred prior to his eighteenth birthday, the court shall, upon motion of the county attorney made prior to adjudication, and after the county attorney has consulted with the Commonwealth's attorney, that the child be proceeded against as a youthful offender, proceed in accordance with the provisions of KRS 640.010.

The youthful offender data is pulled by looking at the circuit criminal cases with defendant's age calculated from date of birth to the case filing date, which is under 18, however, those eighteen(18) or older may not be accounted.

There were 1 felony level offenses and 0 non-felony level offenses disposed within 1 circuit criminal cases during the fiscal year. Non-felony offenses include misdemeanor, violation, local ordinance or other level offense(s) within those cases.

27A.460 - (11)	Charges	Cases
Felony	1	1
Felony amended to Non-Felony	-	

27A.460 (11) The number of juvenile offenders tried as an adult.

Of the 1 felony level offenses disposed within the youthful offender cases, (%) charges were convicted.

Youthful Offender	Diversion	Total
Felony Charges by Disposition Type	1 100.00%	1 100.00%

ADMINISTRATIVE OFFICE OF THE COURTS

Research & Statistics

Annual Report FY 2021

Circuit Court - "Felony" Criminal Cases

CAMPBELL

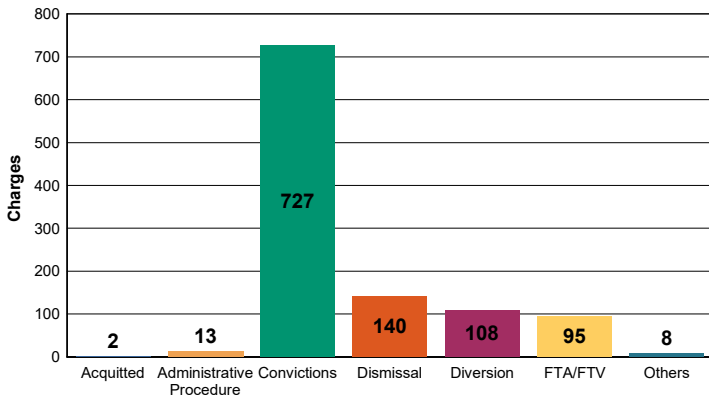
There were 1,093 felony level offenses and 33 non-felony level offenses disposed within 675 circuit criminal cases during the fiscal year. Non-felony offenses include misdemeanor, violation, local ordinance or other level offense(s) within those cases.

	Charges	Cases
Felony	1,093	675
Felony amended to Non-Felony	33	

Of those 1,093 felony offenses, 727 (66.51%) were convicted; 2 were acquitted (0.18%); and 140 (12.81%) were dismissed.

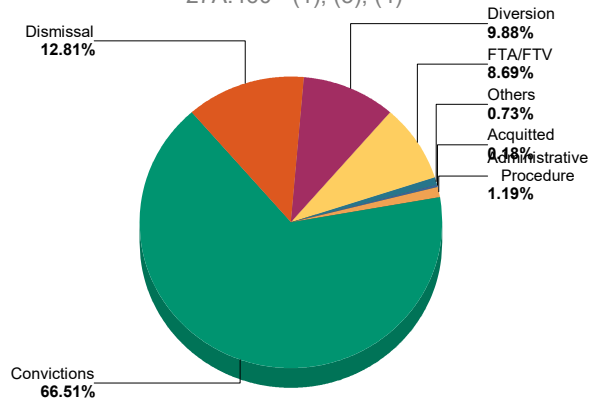
Felony Charges by Disposition Type

27A.460 - (1), (3), (4)



Percent of Charges by Disposition Type

27A.460 - (1), (3), (4)



27A.460 (1) Conviction percentages;

27A.460 (3) Percentage of acquittals;

27A.460(4) Percentage of dismissals;

* "Others" disposition type include: Denied, Extradition, Grand Jury, Granted, Hung Jury, Merged, Mistrial, No Action Taken By Grand Jury, Other, Pardon - Prior to Adjudication Only, Peace Bond, Remanded, Set Aside/Voided, Sealed Records, Transfer, Drug Court Transfer, Vacated Judgment

ADMINISTRATIVE OFFICE OF THE COURTS

Research & Statistics

Annual Report FY 2021

Circuit Court - "Felony" Criminal Cases

CAMPBELL

Sentence Information by Charge Disposition Type

27A.460 - (2)	Sentence Records	Jail or Prison Conditionally Discharged	Jail or Prison Suspended	Jail or Prison Time > 0	Net Costs > \$0.00	Net Fines > \$0.00	Net Home Incarceration Time	Net Home Incarceration Time Suspended	Net Probation Time Supervised	Net Probation Time Unsupervised	Net Suspended Costs > \$0.00	Net Suspended Fines > \$0.00	Other Conditions
Convicted	709	3 0.42%	243 34.27%	709 100.00%	13 1.83%				244 34.41%				159 22.43%
Dismissed	1				1 100.00%								
Others	2		1 50.00%	1 50.00%	1 50.00%	1 50.00%			2 100.00%				1 50.00%
	712	3	244	710	15	1			246				160

27A.460 (2) Percentages of fines, imprisonment, or other penalty assessment;

* Percentages are based on total sentence records per category (convicted, acquitted...etc)

* There can be multiple sentence conditions to a single charge.

Plea Type

27A.460 - (5), (6)		GUILTY	NOT GUILTY	UNKNOWN PLEA TYPE	TOTAL
Felony Charges	Original_Plea	26 2.38%	700 64.04%	367 33.58%	1,093 100.00%
	Final_Plea	696 63.68%	30 2.74%	367 33.58%	1,093 100.00%
Felony amended to Non-Felony	Original_Plea	-	3 9.09%	30 90.91%	33 100.00%
	Final_Plea	3 9.09%	-	30 90.91%	33 100.00%

27A.460 (5) Percentage of pleas as charges;

27A.460 (6) Percentage of pleas to reduce charges;

ADMINISTRATIVE OFFICE OF THE COURTS

Research & Statistics

Annual Report FY 2021

Circuit Court - "Felony" Criminal Cases

CAMPBELL

Cases can have multiple charges which are heard either by a court trial, jury trial, no trial or by a combination of trial types. Depending upon the seriousness of the offense and the consequences of a guilty verdict, defendants in criminal cases have the constitutional right to a jury of their peers. In a jury trial, the Judge decides questions of law, and the jury decides whether the defendant is guilty or not guilty on each of the offense(s) charged. In a court trial, the judge decides questions of law and decides if guilty or not guilty on each offense(s) charges. The cases are categorized by how all the charges within the case were disposed. If all charges were disposed by the same trial type, it's counted in the separate category, otherwise, it's counted within the "Mixed Trial" category. If a charge had a nothing entered or it had "no trial" it's counted in the "No Trial" category.

Cases by Trial Type	27A.460 - (7), (8), (9), (10)	JURY TRIAL	NO TRIAL	Total
Felony Amended Down to Non-Felony		-	33 100.00%	33 100.00%
Felony Charges		2 0.30%	673 99.70%	675 100.00%
Felony Convictions		1 0.22%	458 99.78%	459 100.00%

*27A.460 (7) Percentage of disposition to guilty as charged by trial;
 27A.460 (8) Percentage of those found guilty of lesser charge by trial;
 27A.460 (9) Percentage of cases where jury trial taken;
 27A.460 (10) Percentage of trials which are bench (court) trials; and*

**Shock Probation by
Disposition Type**

	27A.440 (3b)	Denied	Granted	With drawn	Total
0026090 SHOCK PROBATION IN FELONY CONVICTIONS		60 90.91%	5 7.58%	1 1.52%	66 100.0001%

27A.440 (3) Cases in which shock probation has been granted:
 (b) Extracted data on shock probation shall be placed in the annual report of the Administrative Office of the Courts.

ADMINISTRATIVE OFFICE OF THE COURTS

Research & Statistics

Annual Report FY 2021

Circuit Court - "Felony" Criminal Cases

CAMPBELL

Youthful Offenders

Note: Per statute 635.020 (7) If a person who is eighteen (18) or older and before the court is charged with a felony that occurred prior to his eighteenth birthday, the court shall, upon motion of the county attorney made prior to adjudication, and after the county attorney has consulted with the Commonwealth's attorney, that the child be proceeded against as a youthful offender, proceed in accordance with the provisions of KRS 640.010.

The youthful offender data is pulled by looking at the circuit criminal cases with defendant's age calculated from date of birth to the case filing date, which is under 18, however, those eighteen(18) or older may not be accounted.

There were 4 felony level offenses and 0 non-felony level offenses disposed within 2 circuit criminal cases during the fiscal year. Non-felony offenses include misdemeanor, violation, local ordinance or other level offense(s) within those cases.

27A.460 - (11)		Charges	Cases
Felony		4	2
Felony amended to Non-Felony		-	

27A.460 (11) The number of juvenile offenders tried as an adult.

Of the 4 felony level offenses disposed within the youthful offender cases, 2 (50.00%) charges were convicted.

Youthful Offender	Convictions	Dismissal	Diversion	Total
	Felony Charges by Disposition Type	2 50.00%	1 25.00%	1 25.00%

Youthful Offender	GUILTY	Total
	Felony Charges Convicted by Disposition Type	2 100.00%

ADMINISTRATIVE OFFICE OF THE COURTS

Research & Statistics

Annual Report FY 2021

Circuit Court - "Felony" Criminal Cases

CARLISLE

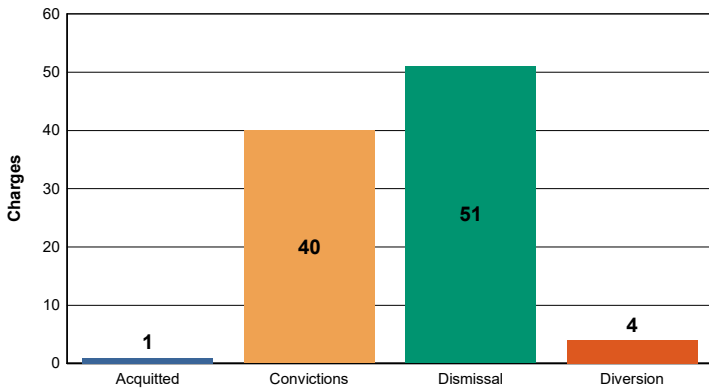
There were 96 felony level offenses and 10 non-felony level offenses disposed within 47 circuit criminal cases during the fiscal year. Non-felony offenses include misdemeanor, violation, local ordinance or other level offense(s) within those cases.

	Charges	Cases
Felony	96	47
Felony amended to Non-Felony	10	

Of those 96 felony offenses, 40 (41.67%) were convicted; 1 were acquitted (1.04%); and 51 (53.13%) were dismissed.

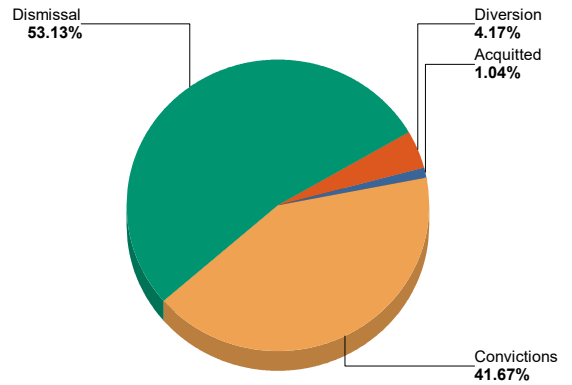
Felony Charges by Disposition Type

27A.460 - (1), (3), (4)



Percent of Charges by Disposition Type

27A.460 - (1), (3), (4)



27A.460 (1) Conviction percentages;

27A.460 (3) Percentage of acquittals;

27A.460(4) Percentage of dismissals;

* "Others" disposition type include: Denied, Extradition, Grand Jury, Granted, Hung Jury, Merged, Mistrial, No Action Taken By Grand Jury, Other, Pardon - Prior to Adjudication Only, Peace Bond, Remanded, Set Aside/Voided, Sealed Records, Transfer, Drug Court Transfer, Vacated Judgment

ADMINISTRATIVE OFFICE OF THE COURTS

Research & Statistics

Annual Report FY 2021

Circuit Court - "Felony" Criminal Cases

CARLISLE

Sentence Information by Charge Disposition Type

27A.460 - (2)	Sentence Records	Jail or Prison Conditionally Discharged	Jail or Prison Suspended	Jail or Prison Time > 0	Net Costs > \$0.00	Net Fines > \$0.00	Net Home Incarceration Time	Net Home Incarceration Time Suspended	Net Probation Time Supervised	Net Probation Time Unsupervised	Net Suspended Costs > \$0.00	Net Suspended Fines > \$0.00	Other Conditions
Convicted	40	4 10.00%	25 62.50%	40 100.00%	26 65.00%	-	-	-	26 65.00%	-	-	-	25 62.50%
Dismissed	1	-	-	-	1 100.00%	-	-	-	-	-	-	-	-
Diverted	2	-	-	-	2 100.00%	-	-	-	-	-	-	-	-
	43	4	25	40	29	-	-	-	26	-	-	-	25

27A.460 (2) Percentages of fines, imprisonment, or other penalty assessment;

* Percentages are based on total sentence records per category (convicted, acquitted...etc)

* There can be multiple sentence conditions to a single charge.

Plea Type

27A.460 - (5), (6)		GUILTY	NOT GUILTY	UNKNOWN PLEA TYPE	TOTAL
Felony Charges	Original_Plea	4 4.17%	28 29.17%	64 66.67%	96 100.00%
	Final_Plea	32 33.33%	-	64 66.67%	96 100.00%
Felony amended to Non-Felony	Original_Plea	-	-	10 100.00%	10 100.00%
	Final_Plea	-	-	10 100.00%	10 100.00%

27A.460 (5) Percentage of pleas as charges;

27A.460 (6) Percentage of pleas to reduce charges;

ADMINISTRATIVE OFFICE OF THE COURTS

Research & Statistics

Annual Report FY 2021

Circuit Court - "Felony" Criminal Cases

CARLISLE

Cases can have multiple charges which are heard either by a court trial, jury trial, no trial or by a combination of trial types. Depending upon the seriousness of the offense and the consequences of a guilty verdict, defendants in criminal cases have the constitutional right to a jury of their peers. In a jury trial, the Judge decides questions of law, and the jury decides whether the defendant is guilty or not guilty on each of the offense(s) charged. In a court trial, the judge decides questions of law and decides if guilty or not guilty on each offense(s) charges. The cases are categorized by how all the charges within the case were disposed. If all charges were disposed by the same trial type, it's counted in the separate category, otherwise, it's counted within the "Mixed Trial" category. If a charge had a nothing entered or it had "no trial" it's counted in the "No Trial" category.

Cases by Trial Type	27A.460 - (7), (8), (9), (10)	JURY TRIAL	NO TRIAL	Total
Felony Amended Down to Non-Felony		-	7 100.00%	7 100.00%
Felony Charges		1 2.13%	46 97.87%	47 100.00%
Felony Convictions		-	35 100.00%	35 100.00%

27A.460 (7) Percentage of disposition to guilty as charged by trial;
 27A.460 (8) Percentage of those found guilty of lesser charge by trial;
 27A.460 (9) Percentage of cases where jury trial taken;
 27A.460 (10) Percentage of trials which are bench (court) trials; and

**Shock Probation by
Disposition Type**

	27A.440 (3b)	Denied	Granted	Total
0026090 SHOCK PROBATION IN FELONY CONVICTIONS		1 33.33%	1 33.33%	2 66.6666%
0026100 SHOCK PROBATION IN MISDEMEANOR CONVICTIONS		-	1 33.33%	1 33.3333%

27A.440 (3) Cases in which shock probation has been granted:
 (b) Extracted data on shock probation shall be placed in the annual report of the Administrative Office of the Courts.

ADMINISTRATIVE OFFICE OF THE COURTS

Research & Statistics

Annual Report FY 2021

Circuit Court - "Felony" Criminal Cases

CARROLL

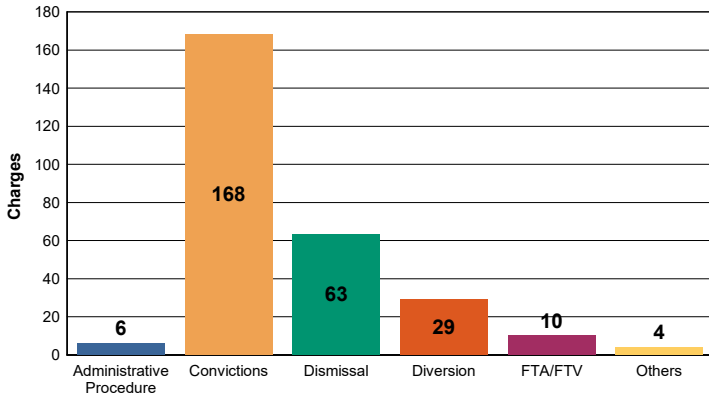
There were 280 felony level offenses and 3 non-felony level offenses disposed within 192 circuit criminal cases during the fiscal year. Non-felony offenses include misdemeanor, violation, local ordinance or other level offense(s) within those cases.

	Charges	Cases
Felony	280	192
Felony amended to Non-Felony	3	

Of those 280 felony offenses, 168 (60.00%) were convicted; were acquitted (%); and 63 (22.50%) were dismissed.

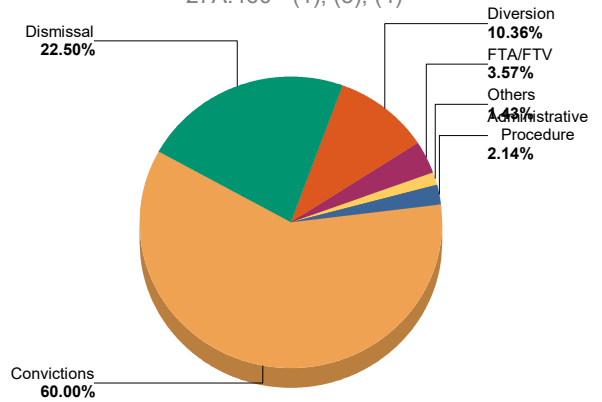
Felony Charges by Disposition Type

27A.460 - (1), (3), (4)



Percent of Charges by Disposition Type

27A.460 - (1), (3), (4)



27A.460 (1) Conviction percentages;

27A.460 (3) Percentage of acquittals;

27A.460(4) Percentage of dismissals;

* "Others" disposition type include: Denied, Extradition, Grand Jury, Granted, Hung Jury, Merged, Mistrial, No Action Taken By Grand Jury, Other, Pardon - Prior to Adjudication Only, Peace Bond, Remanded, Set Aside/Voided, Sealed Records, Transfer, Drug Court Transfer, Vacated Judgment

ADMINISTRATIVE OFFICE OF THE COURTS

Research & Statistics

Annual Report FY 2021

Circuit Court - "Felony" Criminal Cases

CARROLL

Sentence Information by Charge Disposition Type

27A.460 - (2)	Sentence Records	Jail or Prison Conditionally Discharged	Jail or Prison Suspended	Jail or Prison Time > 0	Net Costs > \$0.00	Net Fines > \$0.00	Net Home Incarceration Time	Net Home Incarceration Time Suspended	Net Probation Time Supervised	Net Probation Time Unsupervised	Net Suspended Costs > \$0.00	Net Suspended Fines > \$0.00	Other Conditions
Convicted	168		81	168	106	18			2			4	100
			48.21%	100.00%	63.10%	10.71%			1.19%			2.38%	59.52%
Others	3	2		3	2	3					1	1	1
		66.67%		100.00%	66.67%	100.00%					33.33%	33.33%	33.33%
	171	2	81	171	108	21			2		1	5	101

27A.460 (2) Percentages of fines, imprisonment, or other penalty assessment;

* Percentages are based on total sentence records per category (convicted, acquitted...etc)

* There can be multiple sentence conditions to a single charge.

Plea Type

	27A.460 - (5), (6)	UNKNOWN PLEA TYPE	TOTAL
Felony Charges	Original_Plea	280	280
		100.00%	100.00%
Felony amended to Non-Felony	Final_Plea	280	280
		100.00%	100.00%
Felony amended to Non-Felony	Original_Plea	3	3
		100.00%	100.00%
Felony amended to Non-Felony	Final_Plea	3	3
		100.00%	100.00%

27A.460 (5) Percentage of pleas as charges;

27A.460 (6) Percentage of pleas to reduce charges;

ADMINISTRATIVE OFFICE OF THE COURTS

Research & Statistics

Annual Report FY 2021

Circuit Court - "Felony" Criminal Cases

CARROLL

Cases can have multiple charges which are heard either by a court trial, jury trial, no trial or by a combination of trial types. Depending upon the seriousness of the offense and the consequences of a guilty verdict, defendants in criminal cases have the constitutional right to a jury of their peers. In a jury trial, the Judge decides questions of law, and the jury decides whether the defendant is guilty or not guilty on each of the offense(s) charged. In a court trial, the judge decides questions of law and decides if guilty or not guilty on each offense(s) charges. The cases are categorized by how all the charges within the case were disposed. If all charges were disposed by the same trial type, it's counted in the separate category, otherwise, it's counted within the "Mixed Trial" category. If a charge had a nothing entered or it had "no trial" it's counted in the "No Trial" category.

Cases by Trial Type	27A.460 - (7), (8), (9), (10)	NO TRIAL	Total
Felony Amended Down to Non-Felony		2 100.00%	2 100.00%
Felony Charges		192 100.00%	192 100.00%
Felony Convictions		117 100.00%	117 100.00%

*27A.460 (7) Percentage of disposition to guilty as charged by trial;
 27A.460 (8) Percentage of those found guilty of lesser charge by trial;
 27A.460 (9) Percentage of cases where jury trial taken;
 27A.460 (10) Percentage of trials which are bench (court) trials; and*

**Shock Probation by
Disposition Type**

	27A.440 (3b)	Denied	Granted	Vacated	Total
0026090 SHOCK PROBATION IN FELONY CONVICTIONS		19 90.48%	1 4.76%	1 4.76%	21 100.0000%

27A.440 (3) Cases in which shock probation has been granted:
 (b) Extracted data on shock probation shall be placed in the annual report of the Administrative Office of the Courts.

ADMINISTRATIVE OFFICE OF THE COURTS

Research & Statistics

Annual Report FY 2021

Circuit Court - "Felony" Criminal Cases

CARTER

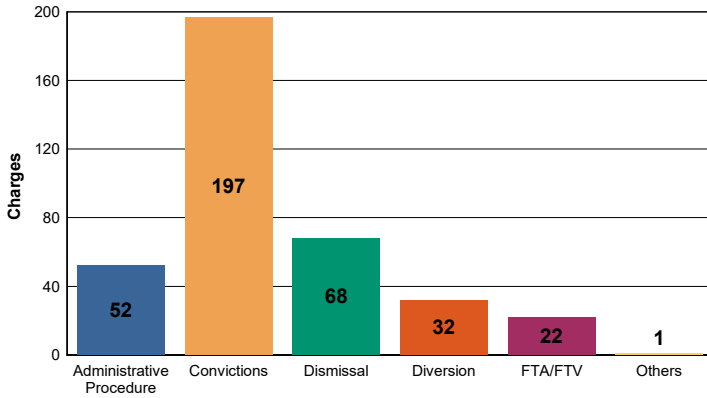
There were 372 felony level offenses and 29 non-felony level offenses disposed within 231 circuit criminal cases during the fiscal year. Non-felony offenses include misdemeanor, violation, local ordinance or other level offense(s) within those cases.

	Charges	Cases
Felony	372	231
Felony amended to Non-Felony	29	

Of those 372 felony offenses, 197 (52.96%) were convicted; were acquitted (%); and 68 (18.28%) were dismissed.

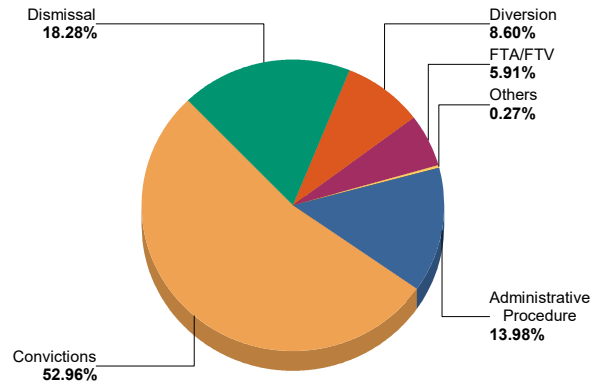
Felony Charges by Disposition Type

27A.460 - (1), (3), (4)



Percent of Charges by Disposition Type

27A.460 - (1), (3), (4)



27A.460 (1) Conviction percentages;

27A.460 (3) Percentage of acquittals;

27A.460(4) Percentage of dismissals;

* "Others" disposition type include: Denied, Extradition, Grand Jury, Granted, Hung Jury, Merged, Mistrial, No Action Taken By Grand Jury, Other, Pardon - Prior to Adjudication Only, Peace Bond, Remanded, Set Aside/Voided, Sealed Records, Transfer, Drug Court Transfer, Vacated Judgment

ADMINISTRATIVE OFFICE OF THE COURTS

Research & Statistics

Annual Report FY 2021

Circuit Court - "Felony" Criminal Cases

CARTER

Sentence Information by Charge Disposition Type

27A.460 - (2)	Sentence Records	Jail or Prison Conditionally Discharged	Jail or Prison Suspended	Jail or Prison Time > 0	Net Costs > \$0.00	Net Fines > \$0.00	Net Home Incarceration Time	Net Home Incarceration Time Suspended	Net Probation Time Supervised	Net Probation Time Unsupervised	Net Suspended Costs > \$0.00	Net Suspended Fines > \$0.00	Other Conditions
Convicted	196	27 13.78%	19 9.69%	196 100.00%	26 13.27%				21 10.71%	1 0.51%			3 1.53%
Dismissed	1		1 100.00%	1 100.00%									1 100.00%
Diverted	24		8 33.33%	8 33.33%	4 16.67%				3 12.50%	4 16.67%			
Others	1		1 100.00%	1 100.00%	1 100.00%				1 100.00%				
	222	27	29	206	31				25	5			4

27A.460 (2) Percentages of fines, imprisonment, or other penalty assessment;

* Percentages are based on total sentence records per category (convicted, acquitted...etc)

* There can be multiple sentence conditions to a single charge.

Plea Type

27A.460 - (5), (6)

		GUILTY	NOT GUILTY	UNKNOWN PLEA TYPE	TOTAL
Felony Charges	Original_Plea	-	187 50.27%	185 49.73%	372 100.00%
	Final_Plea	187 50.27%	-	185 49.73%	372 100.00%
Felony amended to Non-Felony	Original_Plea	-	-	29 100.00%	29 100.00%
	Final_Plea	-	-	29 100.00%	29 100.00%

27A.460 (5) Percentage of pleas as charges;

27A.460 (6) Percentage of pleas to reduce charges;

ADMINISTRATIVE OFFICE OF THE COURTS

Research & Statistics

Annual Report FY 2021

Circuit Court - "Felony" Criminal Cases

CARTER

Cases can have multiple charges which are heard either by a court trial, jury trial, no trial or by a combination of trial types. Depending upon the seriousness of the offense and the consequences of a guilty verdict, defendants in criminal cases have the constitutional right to a jury of their peers. In a jury trial, the Judge decides questions of law, and the jury decides whether the defendant is guilty or not guilty on each of the offense(s) charged. In a court trial, the judge decides questions of law and decides if guilty or not guilty on each offense(s) charges. The cases are categorized by how all the charges within the case were disposed. If all charges were disposed by the same trial type, it's counted in the separate category, otherwise, it's counted within the "Mixed Trial" category. If a charge had a nothing entered or it had "no trial" it's counted in the "No Trial" category.

Cases by Trial Type	27A.460 - (7), (8), (9), (10)	NO TRIAL	Total
Felony Amended Down to Non-Felony		27 100.00%	27 100.00%
Felony Charges		231 100.00%	231 100.00%
Felony Convictions		119 100.00%	119 100.00%

*27A.460 (7) Percentage of disposition to guilty as charged by trial;
 27A.460 (8) Percentage of those found guilty of lesser charge by trial;
 27A.460 (9) Percentage of cases where jury trial taken;
 27A.460 (10) Percentage of trials which are bench (court) trials; and*

**Shock Probation by
Disposition Type**

	27A.440 (3b)	Denied	Total
0026090 SHOCK PROBATION IN FELONY CONVICTIONS		1 100.00%	1 100.0000%

27A.440 (3) Cases in which shock probation has been granted:
 (b) Extracted data on shock probation shall be placed in the annual report of the Administrative Office of the Courts.

ADMINISTRATIVE OFFICE OF THE COURTS

Research & Statistics

Annual Report FY 2021

Circuit Court - "Felony" Criminal Cases

CASEY

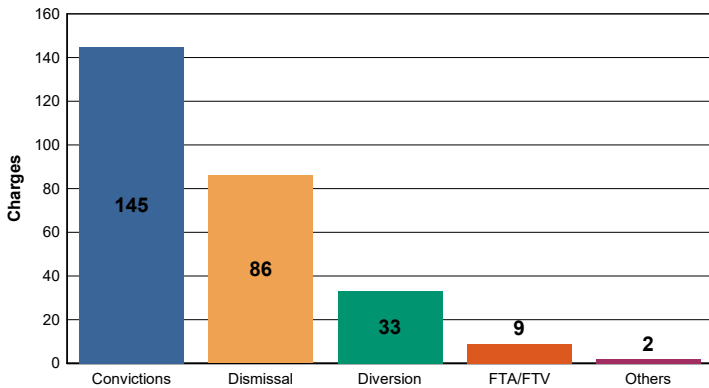
There were 275 felony level offenses and 4 non-felony level offenses disposed within 145 circuit criminal cases during the fiscal year. Non-felony offenses include misdemeanor, violation, local ordinance or other level offense(s) within those cases.

	Charges	Cases
Felony	275	145
Felony amended to Non-Felony	4	

Of those 275 felony offenses, 145 (52.73%) were convicted; were acquitted (%); and 86 (31.27%) were dismissed.

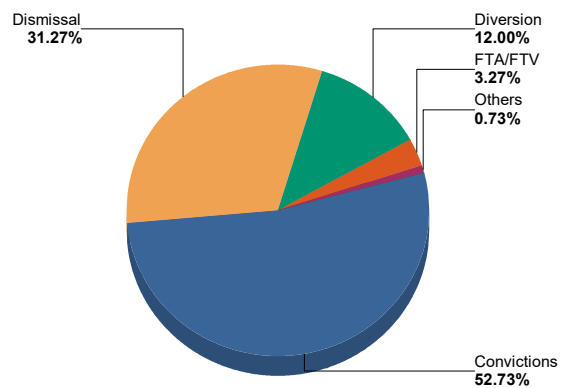
Felony Charges by Disposition Type

27A.460 - (1), (3), (4)



Percent of Charges by Disposition Type

27A.460 - (1), (3), (4)



27A.460 (1) Conviction percentages;

27A.460 (3) Percentage of acquittals;

27A.460(4) Percentage of dismissals;

* "Others" disposition type include: Denied, Extradition, Grand Jury, Granted, Hung Jury, Merged, Mistrial, No Action Taken By Grand Jury, Other, Pardon - Prior to Adjudication Only, Peace Bond, Remanded, Set Aside/Voided, Sealed Records, Transfer, Drug Court Transfer, Vacated Judgment

ADMINISTRATIVE OFFICE OF THE COURTS

Research & Statistics

Annual Report FY 2021

Circuit Court - "Felony" Criminal Cases

CASEY

Sentence Information by Charge Disposition Type

27A.460 - (2)	Sentence Records	Jail or Prison Conditionally Discharged	Jail or Prison Suspended	Jail or Prison Time > 0	Net Costs > \$0.00	Net Fines > \$0.00	Net Home Incarceration Time	Net Home Incarceration Time Suspended	Net Probation Time Supervised	Net Probation Time Unsupervised	Net Suspended Costs > \$0.00	Net Suspended Fines > \$0.00	Other Conditions
Convicted	141	23 16.31%	16 11.35%	141 100.00%	16 11.35%	1 0.71%			39 27.66%				39 27.66%
Diverted	2	2 100.00%		2 100.00%					2 100.00%				2 100.00%
	143	25	16	143	16	1			41				41

27A.460 (2) Percentages of fines, imprisonment, or other penalty assessment;

* Percentages are based on total sentence records per category (convicted, acquitted...etc)

* There can be multiple sentence conditions to a single charge.

Plea Type

27A.460 - (5), (6)		GUILTY	NOT GUILTY	UNKNOWN PLEA TYPE	TOTAL
Felony Charges	Original_Plea	30 10.91%	136 49.45%	109 39.64%	275 100.00%
	Final_Plea	164 59.64%	2 0.73%	109 39.64%	275 100.00%
Felony amended to Non-Felony	Original_Plea	-	-	4 100.00%	4 100.00%
	Final_Plea	-	-	4 100.00%	4 100.00%

27A.460 (5) Percentage of pleas as charges;

27A.460 (6) Percentage of pleas to reduce charges;

ADMINISTRATIVE OFFICE OF THE COURTS

Research & Statistics

Annual Report FY 2021

Circuit Court - "Felony" Criminal Cases

CASEY

Cases can have multiple charges which are heard either by a court trial, jury trial, no trial or by a combination of trial types. Depending upon the seriousness of the offense and the consequences of a guilty verdict, defendants in criminal cases have the constitutional right to a jury of their peers. In a jury trial, the Judge decides questions of law, and the jury decides whether the defendant is guilty or not guilty on each of the offense(s) charged. In a court trial, the judge decides questions of law and decides if guilty or not guilty on each offense(s) charges. The cases are categorized by how all the charges within the case were disposed. If all charges were disposed by the same trial type, it's counted in the separate category, otherwise, it's counted within the "Mixed Trial" category. If a charge had a nothing entered or it had "no trial" it's counted in the "No Trial" category.

Cases by Trial Type	27A.460 - (7), (8), (9), (10)	NO TRIAL	Total
Felony Amended Down to Non-Felony		4 100.00%	4 100.00%
Felony Charges		145 100.00%	145 100.00%
Felony Convictions		95 100.00%	95 100.00%

*27A.460 (7) Percentage of disposition to guilty as charged by trial;
 27A.460 (8) Percentage of those found guilty of lesser charge by trial;
 27A.460 (9) Percentage of cases where jury trial taken;
 27A.460 (10) Percentage of trials which are bench (court) trials; and*

**Shock Probation by
Disposition Type**

	27A.440 (3b)	Denied	Total
0026090 SHOCK PROBATION IN FELONY CONVICTIONS		51 100.00%	51 100.0000%

27A.440 (3) Cases in which shock probation has been granted:
 (b) Extracted data on shock probation shall be placed in the annual report of the Administrative Office of the Courts.

ADMINISTRATIVE OFFICE OF THE COURTS

Research & Statistics

Annual Report FY 2021

Circuit Court - "Felony" Criminal Cases

CASEY

Youthful Offenders

Note: Per statute 635.020 (7) If a person who is eighteen (18) or older and before the court is charged with a felony that occurred prior to his eighteenth birthday, the court shall, upon motion of the county attorney made prior to adjudication, and after the county attorney has consulted with the Commonwealth's attorney, that the child be proceeded against as a youthful offender, proceed in accordance with the provisions of KRS 640.010.

The youthful offender data is pulled by looking at the circuit criminal cases with defendant's age calculated from date of birth to the case filing date, which is under 18, however, those eighteen(18) or older may not be accounted.

There were 2 felony level offenses and 0 non-felony level offenses disposed within 1 circuit criminal cases during the fiscal year. Non-felony offenses include misdemeanor, violation, local ordinance or other level offense(s) within those cases.

27A.460 - (11)		Charges	Cases
Felony		2	1
Felony amended to Non-Felony		-	

27A.460 (11) The number of juvenile offenders tried as an adult.

Of the 2 felony level offenses disposed within the youthful offender cases, (%) charges were convicted.

Youthful Offender	Diversion	Total
Felony Charges by Disposition Type	2 100.00%	2 100.00%

ADMINISTRATIVE OFFICE OF THE COURTS

Research & Statistics

Annual Report FY 2021

Circuit Court - "Felony" Criminal Cases

CHRISTIAN

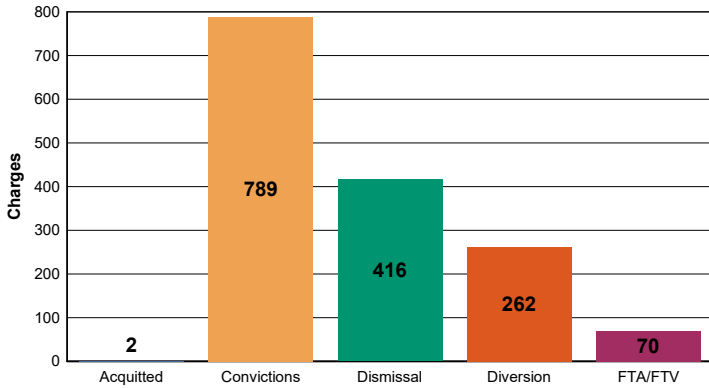
There were 1,539 felony level offenses and 64 non-felony level offenses disposed within 750 circuit criminal cases during the fiscal year. Non-felony offenses include misdemeanor, violation, local ordinance or other level offense(s) within those cases.

	Charges	Cases
Felony	1,539	750
Felony amended to Non-Felony	64	

Of those 1,539 felony offenses, 789 (51.27%) were convicted; 2 were acquitted (0.13%); and 416 (27.03%) were dismissed.

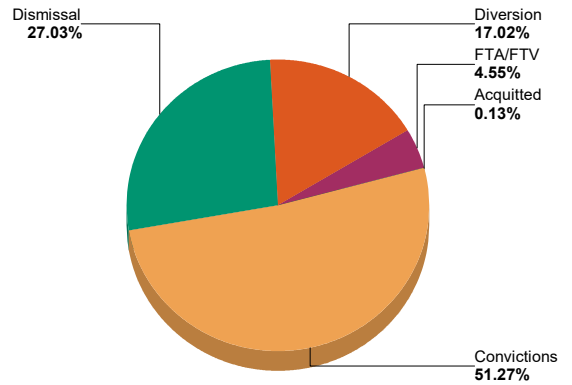
Felony Charges by Disposition Type

27A.460 - (1), (3), (4)



Percent of Charges by Disposition Type

27A.460 - (1), (3), (4)



27A.460 (1) Conviction percentages;

27A.460 (3) Percentage of acquittals;

27A.460(4) Percentage of dismissals;

* "Others" disposition type include: Denied, Extradition, Grand Jury, Granted, Hung Jury, Merged, Mistrial, No Action Taken By Grand Jury, Other, Pardon - Prior to Adjudication Only, Peace Bond, Remanded, Set Aside/Voided, Sealed Records, Transfer, Drug Court Transfer, Vacated Judgment

ADMINISTRATIVE OFFICE OF THE COURTS

Research & Statistics

Annual Report FY 2021

Circuit Court - "Felony" Criminal Cases

CHRISTIAN

Sentence Information by Charge Disposition Type

27A.460 - (2)	Sentence Records	Jail or Prison Conditionally Discharged	Jail or Prison Suspended	Jail or Prison Time > 0	Net Costs > \$0.00	Net Fines > \$0.00	Net Home Incarceration Time	Net Home Incarceration Time Suspended	Net Probation Time Supervised	Net Probation Time Unsupervised	Net Suspended Costs > \$0.00	Net Suspended Fines > \$0.00	Other Conditions
Convicted	778	5 0.64%	436 56.04%	776 99.74%	163 20.95%	6 0.77%	-	-	233 29.95%	10 1.29%	-	-	55 7.07%
Dismissed	13	-	-	-	10 76.92%	-	-	-	-	-	-	-	-
Diverted	47	-	-	-	47 100.00%	-	-	-	-	-	-	-	1 2.13%
	838	5	436	776	220	6	-	-	233	10	-	-	56

27A.460 (2) Percentages of fines, imprisonment, or other penalty assessment;

* Percentages are based on total sentence records per category (convicted, acquitted...etc)

* There can be multiple sentence conditions to a single charge.

Plea Type

Plea Type	27A.460 - (5), (6)	Plea Type			TOTAL
		GUILTY	NOT GUILTY	UNKNOWN PLEA TYPE	
Felony Charges	Original_Plea	111 7.21%	1,090 70.83%	338 21.96%	1,539 100.00%
	Final_Plea	956 62.12%	245 15.92%	338 21.96%	1,539 100.00%
Felony amended to Non-Felony	Original_Plea	- 0.00%	39 60.94%	25 39.06%	64 100.00%
	Final_Plea	- 0.00%	39 60.94%	25 39.06%	64 100.00%

27A.460 (5) Percentage of pleas as charges;

27A.460 (6) Percentage of pleas to reduce charges;

ADMINISTRATIVE OFFICE OF THE COURTS

Research & Statistics

Annual Report FY 2021

Circuit Court - "Felony" Criminal Cases

CHRISTIAN

Cases can have multiple charges which are heard either by a court trial, jury trial, no trial or by a combination of trial types. Depending upon the seriousness of the offense and the consequences of a guilty verdict, defendants in criminal cases have the constitutional right to a jury of their peers. In a jury trial, the Judge decides questions of law, and the jury decides whether the defendant is guilty or not guilty on each of the offense(s) charged. In a court trial, the judge decides questions of law and decides if guilty or not guilty on each offense(s) charges. The cases are categorized by how all the charges within the case were disposed. If all charges were disposed by the same trial type, it's counted in the separate category, otherwise, it's counted within the "Mixed Trial" category. If a charge had a nothing entered or it had "no trial" it's counted in the "No Trial" category.

Cases by Trial Type	27A.460 - (7), (8), (9), (10)	JURY TRIAL	NO TRIAL	Total
Felony Amended Down to Non-Felony		-	54 100.00%	54 100.00%
Felony Charges		1 0.13%	749 99.87%	750 100.00%
Felony Convictions		-	368 100.00%	368 100.00%

*27A.460 (7) Percentage of disposition to guilty as charged by trial;
 27A.460 (8) Percentage of those found guilty of lesser charge by trial;
 27A.460 (9) Percentage of cases where jury trial taken;
 27A.460 (10) Percentage of trials which are bench (court) trials; and*

**Shock Probation by
Disposition Type**

	27A.440 (3b)	Denied	Granted	Total
0026090 SHOCK PROBATION IN FELONY CONVICTIONS		51 29.31%	122 70.11%	173 99.4252%
0026100 SHOCK PROBATION IN MISDEMEANOR CONVICTIONS		-	1 0.57%	1 0.5747%

27A.440 (3) Cases in which shock probation has been granted:
 (b) Extracted data on shock probation shall be placed in the annual report of the Administrative Office of the Courts.

ADMINISTRATIVE OFFICE OF THE COURTS

Research & Statistics

Annual Report FY 2021

Circuit Court - "Felony" Criminal Cases

CHRISTIAN

Youthful Offenders

Note: Per statute 635.020 (7) If a person who is eighteen (18) or older and before the court is charged with a felony that occurred prior to his eighteenth birthday, the court shall, upon motion of the county attorney made prior to adjudication, and after the county attorney has consulted with the Commonwealth's attorney, that the child be proceeded against as a youthful offender, proceed in accordance with the provisions of KRS 640.010.

The youthful offender data is pulled by looking at the circuit criminal cases with defendant's age calculated from date of birth to the case filing date, which is under 18, however, those eighteen(18) or older may not be accounted.

There were 31 felony level offenses and 0 non-felony level offenses disposed within 10 circuit criminal cases during the fiscal year. Non-felony offenses include misdemeanor, violation, local ordinance or other level offense(s) within those cases.

27A.460 - (11)		
	Charges	Cases
Felony	31	10
Felony amended to Non-Felony	-	

27A.460 (11) The number of juvenile offenders tried as an adult.

Of the 31 felony level offenses disposed within the youthful offender cases, 25 (80.65%) charges were convicted.

Youthful Offender	Convictions	Dismissal	Diversion	Total
	Felony Charges by Disposition Type	25 80.65%	1 3.23%	5 16.13%

Youthful Offender	GUILTY	Total
	Felony Charges Convicted by Disposition Type	25 100.00%

ADMINISTRATIVE OFFICE OF THE COURTS

Research & Statistics

Annual Report FY 2021

Circuit Court - "Felony" Criminal Cases

CLARK

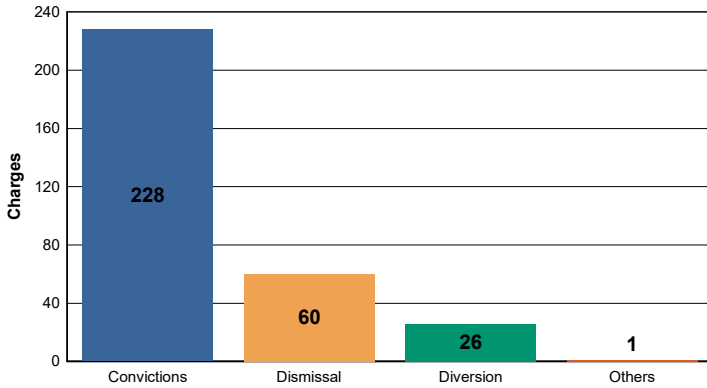
There were 315 felony level offenses and 8 non-felony level offenses disposed within 182 circuit criminal cases during the fiscal year. Non-felony offenses include misdemeanor, violation, local ordinance or other level offense(s) within those cases.

	Charges	Cases
Felony	315	182
Felony amended to Non-Felony	8	

Of those 315 felony offenses, 228 (72.38%) were convicted; were acquitted (%); and 60 (19.05%) were dismissed.

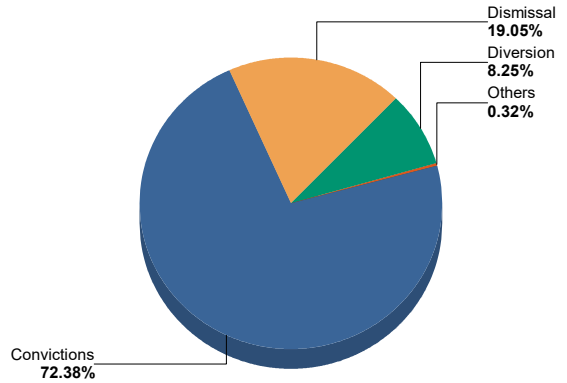
Felony Charges by Disposition Type

27A.460 - (1), (3), (4)



Percent of Charges by Disposition Type

27A.460 - (1), (3), (4)



27A.460 (1) Conviction percentages;

27A.460 (3) Percentage of acquittals;

27A.460(4) Percentage of dismissals;

* "Others" disposition type include: Denied, Extradition, Grand Jury, Granted, Hung Jury, Merged, Mistrial, No Action Taken By Grand Jury, Other, Pardon - Prior to Adjudication Only, Peace Bond, Remanded, Set Aside/Voided, Sealed Records, Transfer, Drug Court Transfer, Vacated Judgment

ADMINISTRATIVE OFFICE OF THE COURTS

Research & Statistics

Annual Report FY 2021

Circuit Court - "Felony" Criminal Cases

CLARK

Sentence Information by Charge Disposition Type

27A.460 - (2)	Sentence Records	Jail or Prison Conditionally Discharged	Jail or Prison Suspended	Jail or Prison Time > 0	Net Costs > \$0.00	Net Fines > \$0.00	Net Home Incarceration Time	Net Home Incarceration Time Suspended	Net Probation Time Supervised	Net Probation Time Unsupervised	Net Suspended Costs > \$0.00	Net Suspended Fines > \$0.00	Other Conditions
Convicted	228	5 2.19%	140 61.40%	227 99.56%	86 37.72%	2 0.88%			143 62.72%	2 0.88%			106 46.49%
Dismissed	5		1 20.00%	1 20.00%	5 100.00%								2 40.00%
Diverted	16				15 93.75%	1 6.25%							1 6.25%
	249	5	141	228	106	3			143	2			109

27A.460 (2) Percentages of fines, imprisonment, or other penalty assessment;

* Percentages are based on total sentence records per category (convicted, acquitted...etc)

* There can be multiple sentence conditions to a single charge.

Plea Type

27A.460 - (5), (6)

		GUILTY	NOT GUILTY	UNKNOWN PLEA TYPE	TOTAL
Felony Charges	Original_Plea	-	244	71	315
		0.00%	77.46%	22.54%	100.00%
	Final_Plea	233	11	71	315
		73.97%	3.49%	22.54%	100.00%
Felony amended to Non-Felony	Original_Plea	-	6	2	8
		0.00%	75.00%	25.00%	100.00%
	Final_Plea	-	6	2	8
		0.00%	75.00%	25.00%	100.00%

27A.460 (5) Percentage of pleas as charges;

27A.460 (6) Percentage of pleas to reduce charges;

ADMINISTRATIVE OFFICE OF THE COURTS

Research & Statistics

Annual Report FY 2021

Circuit Court - "Felony" Criminal Cases

CLARK

Cases can have multiple charges which are heard either by a court trial, jury trial, no trial or by a combination of trial types. Depending upon the seriousness of the offense and the consequences of a guilty verdict, defendants in criminal cases have the constitutional right to a jury of their peers. In a jury trial, the Judge decides questions of law, and the jury decides whether the defendant is guilty or not guilty on each of the offense(s) charged. In a court trial, the judge decides questions of law and decides if guilty or not guilty on each offense(s) charges. The cases are categorized by how all the charges within the case were disposed. If all charges were disposed by the same trial type, it's counted in the separate category, otherwise, it's counted within the "Mixed Trial" category. If a charge had a nothing entered or it had "no trial" it's counted in the "No Trial" category.

Cases by Trial Type	27A.460 - (7), (8), (9), (10)	NO TRIAL	Total
Felony Amended Down to Non-Felony		8 100.00%	8 100.00%
Felony Charges		182 100.00%	182 100.00%
Felony Convictions		140 100.00%	140 100.00%

*27A.460 (7) Percentage of disposition to guilty as charged by trial;
 27A.460 (8) Percentage of those found guilty of lesser charge by trial;
 27A.460 (9) Percentage of cases where jury trial taken;
 27A.460 (10) Percentage of trials which are bench (court) trials; and*

**Shock Probation by
Disposition Type**

	27A.440 (3b)	Denied	Granted	Total
0026090 SHOCK PROBATION IN FELONY CONVICTIONS		11 64.71%	6 35.29%	17 100.0000%

27A.440 (3) Cases in which shock probation has been granted:
 (b) Extracted data on shock probation shall be placed in the annual report of the Administrative Office of the Courts.

ADMINISTRATIVE OFFICE OF THE COURTS

Research & Statistics

Annual Report FY 2021

Circuit Court - "Felony" Criminal Cases

CLAY

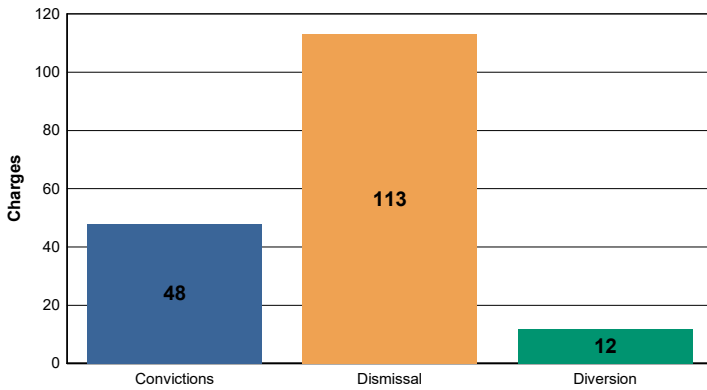
There were 173 felony level offenses and 16 non-felony level offenses disposed within 87 circuit criminal cases during the fiscal year. Non-felony offenses include misdemeanor, violation, local ordinance or other level offense(s) within those cases.

	Charges	Cases
Felony	173	87
Felony amended to Non-Felony	16	

Of those 173 felony offenses, 48 (27.75%) were convicted; were acquitted (%); and 113 (65.32%) were dismissed.

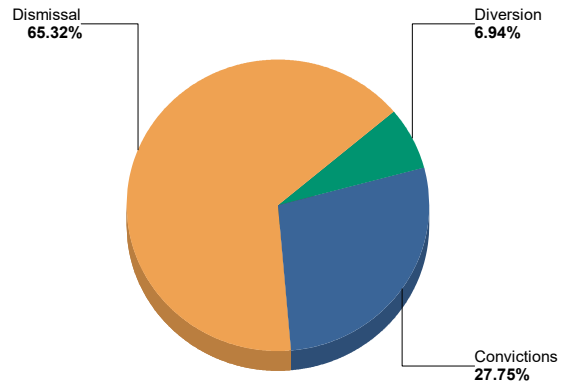
Felony Charges by Disposition Type

27A.460 - (1), (3), (4)



Percent of Charges by Disposition Type

27A.460 - (1), (3), (4)



27A.460 (1) Conviction percentages;

27A.460 (3) Percentage of acquittals;

27A.460(4) Percentage of dismissals;

* "Others" disposition type include: Denied, Extradition, Grand Jury, Granted, Hung Jury, Merged, Mistrial, No Action Taken By Grand Jury, Other, Pardon - Prior to Adjudication Only, Peace Bond, Remanded, Set Aside/Voided, Sealed Records, Transfer, Drug Court Transfer, Vacated Judgment

ADMINISTRATIVE OFFICE OF THE COURTS

Research & Statistics

Annual Report FY 2021

Circuit Court - "Felony" Criminal Cases

CLAY

Sentence Information by Charge Disposition Type

27A.460 - (2)	Sentence Records	Jail or Prison Conditionally Discharged	Jail or Prison Suspended	Jail or Prison Time > 0	Net Costs > \$0.00	Net Fines > \$0.00	Net Home Incarceration Time	Net Home Incarceration Time Suspended	Net Probation Time Supervised	Net Probation Time Unsupervised	Net Suspended Costs > \$0.00	Net Suspended Fines > \$0.00	Other Conditions
Convicted	48	25 52.08%		48 100.00%	2 4.17%				22 45.83%	2 4.17%			
Dismissed	2				2 100.00%								
	50	25		48	4				22	2			

27A.460 (2) Percentages of fines, imprisonment, or other penalty assessment;

* Percentages are based on total sentence records per category (convicted, acquitted...etc)

* There can be multiple sentence conditions to a single charge.

Plea Type

	27A.460 - (5), (6)	UNKNOWN PLEA TYPE	TOTAL
Felony Charges	Original_Plea	173 100.00%	173 100.00%
	Final_Plea	173 100.00%	173 100.00%
Felony amended to Non-Felony	Original_Plea	16 100.00%	16 100.00%
	Final_Plea	16 100.00%	16 100.00%

27A.460 (5) Percentage of pleas as charges;

27A.460 (6) Percentage of pleas to reduce charges;

ADMINISTRATIVE OFFICE OF THE COURTS

Research & Statistics

Annual Report FY 2021

Circuit Court - "Felony" Criminal Cases

CLAY

Cases can have multiple charges which are heard either by a court trial, jury trial, no trial or by a combination of trial types. Depending upon the seriousness of the offense and the consequences of a guilty verdict, defendants in criminal cases have the constitutional right to a jury of their peers. In a jury trial, the Judge decides questions of law, and the jury decides whether the defendant is guilty or not guilty on each of the offense(s) charged. In a court trial, the judge decides questions of law and decides if guilty or not guilty on each offense(s) charges. The cases are categorized by how all the charges within the case were disposed. If all charges were disposed by the same trial type, it's counted in the separate category, otherwise, it's counted within the "Mixed Trial" category. If a charge had a nothing entered or it had "no trial" it's counted in the "No Trial" category.

Cases by Trial Type	27A.460 - (7), (8), (9), (10)	NO TRIAL	Total
Felony Amended Down to Non-Felony	11	11	11
	100.00%	100.00%	100.00%
Felony Charges	87	87	87
	100.00%	100.00%	100.00%
Felony Convictions	35	35	35
	100.00%	100.00%	100.00%

*27A.460 (7) Percentage of disposition to guilty as charged by trial;
 27A.460 (8) Percentage of those found guilty of lesser charge by trial;
 27A.460 (9) Percentage of cases where jury trial taken;
 27A.460 (10) Percentage of trials which are bench (court) trials; and*

ADMINISTRATIVE OFFICE OF THE COURTS

Research & Statistics

Annual Report FY 2021

Circuit Court - "Felony" Criminal Cases

CLINTON

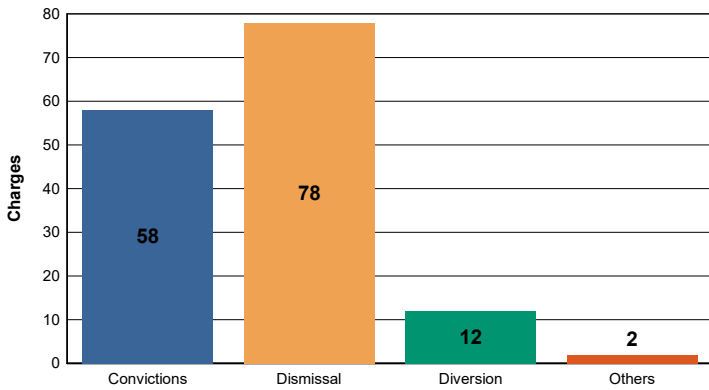
There were 150 felony level offenses and 4 non-felony level offenses disposed within 63 circuit criminal cases during the fiscal year. Non-felony offenses include misdemeanor, violation, local ordinance or other level offense(s) within those cases.

	Charges	Cases
Felony	150	63
Felony amended to Non-Felony	4	

Of those 150 felony offenses, 58 (38.67%) were convicted; were acquitted (%); and 78 (52.00%) were dismissed.

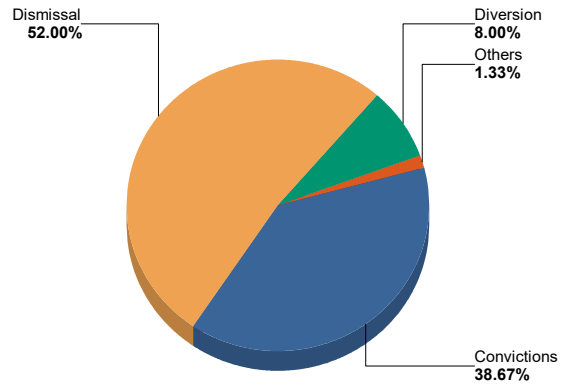
Felony Charges by Disposition Type

27A.460 - (1), (3), (4)



Percent of Charges by Disposition Type

27A.460 - (1), (3), (4)



27A.460 (1) Conviction percentages;

27A.460 (3) Percentage of acquittals;

27A.460(4) Percentage of dismissals;

* "Others" disposition type include: Denied, Extradition, Grand Jury, Granted, Hung Jury, Merged, Mistrial, No Action Taken By Grand Jury, Other, Pardon - Prior to Adjudication Only, Peace Bond, Remanded, Set Aside/Voided, Sealed Records, Transfer, Drug Court Transfer, Vacated Judgment

ADMINISTRATIVE OFFICE OF THE COURTS

Research & Statistics

Annual Report FY 2021

Circuit Court - "Felony" Criminal Cases

CLINTON

Sentence Information by Charge Disposition Type

27A.460 - (2)	Sentence Records	Jail or Prison Conditionally Discharged	Jail or Prison Suspended	Jail or Prison Time > 0	Net Costs > \$0.00	Net Fines > \$0.00	Net Home Incarceration Time	Net Home Incarceration Time Suspended	Net Probation Time Supervised	Net Probation Time Unsupervised	Net Suspended Costs > \$0.00	Net Suspended Fines > \$0.00	Other Conditions
Convicted	56		21 37.50%	56 100.00%	19 33.93%	1 1.79%			21 37.50%				21 37.50%
Dismissed	1		1 100.00%	1 100.00%					1 100.00%				
Diverted	12		12 100.00%	12 100.00%	3 25.00%	1 8.33%			12 100.00%				3 25.00%
	69		34	69	22	2			34				24

27A.460 (2) Percentages of fines, imprisonment, or other penalty assessment;

* Percentages are based on total sentence records per category (convicted, acquitted...etc)

* There can be multiple sentence conditions to a single charge.

Plea Type

27A.460 - (5), (6)		GUILTY	NOT GUILTY	UNKNOWN PLEA TYPE	TOTAL
Felony Charges	Original_Plea	-	63 42.00%	87 58.00%	150 100.00%
	Final_Plea	57 38.00%	6 4.00%	87 58.00%	150 100.00%
Felony amended to Non-Felony	Original_Plea	-	-	4 100.00%	4 100.00%
	Final_Plea	-	-	4 100.00%	4 100.00%

27A.460 (5) Percentage of pleas as charges;

27A.460 (6) Percentage of pleas to reduce charges;

ADMINISTRATIVE OFFICE OF THE COURTS

Research & Statistics

Annual Report FY 2021

Circuit Court - "Felony" Criminal Cases

CLINTON

Cases can have multiple charges which are heard either by a court trial, jury trial, no trial or by a combination of trial types. Depending upon the seriousness of the offense and the consequences of a guilty verdict, defendants in criminal cases have the constitutional right to a jury of their peers. In a jury trial, the Judge decides questions of law, and the jury decides whether the defendant is guilty or not guilty on each of the offense(s) charged. In a court trial, the judge decides questions of law and decides if guilty or not guilty on each offense(s) charges. The cases are categorized by how all the charges within the case were disposed. If all charges were disposed by the same trial type, it's counted in the separate category, otherwise, it's counted within the "Mixed Trial" category. If a charge had a nothing entered or it had "no trial" it's counted in the "No Trial" category.

Cases by Trial Type	27A.460 - (7), (8), (9), (10)	NO TRIAL	Total
Felony Amended Down to Non-Felony		3 100.00%	3 100.00%
Felony Charges		63 100.00%	63 100.00%
Felony Convictions		41 100.00%	41 100.00%

*27A.460 (7) Percentage of disposition to guilty as charged by trial;
 27A.460 (8) Percentage of those found guilty of lesser charge by trial;
 27A.460 (9) Percentage of cases where jury trial taken;
 27A.460 (10) Percentage of trials which are bench (court) trials; and*

**Shock Probation by
Disposition Type**

	27A.440 (3b)	Denied	Granted	Total
0026090 SHOCK PROBATION IN FELONY CONVICTIONS		6 75.00%	2 25.00%	8 100.0000%

27A.440 (3) Cases in which shock probation has been granted:
 (b) Extracted data on shock probation shall be placed in the annual report of the Administrative Office of the Courts.

ADMINISTRATIVE OFFICE OF THE COURTS

Research & Statistics

Annual Report FY 2021

Circuit Court - "Felony" Criminal Cases

CRITTENDEN

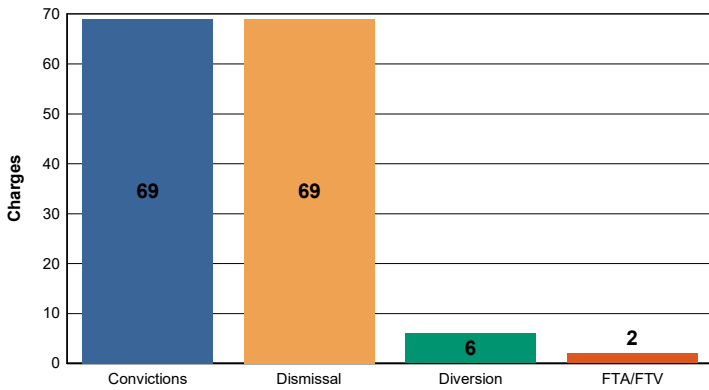
There were 146 felony level offenses and 4 non-felony level offenses disposed within 52 circuit criminal cases during the fiscal year. Non-felony offenses include misdemeanor, violation, local ordinance or other level offense(s) within those cases.

	Charges	Cases
Felony	146	52
Felony amended to Non-Felony	4	

Of those 146 felony offenses, 69 (47.26%) were convicted; were acquitted (%); and 69 (47.26%) were dismissed.

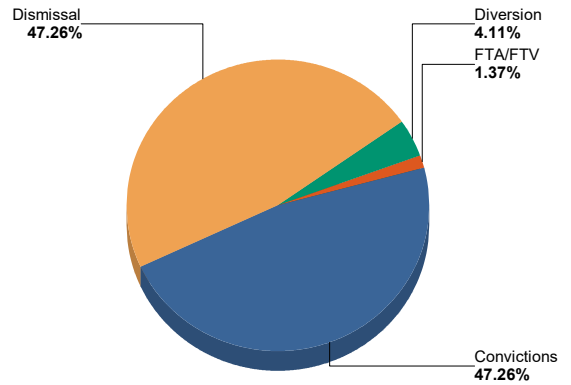
Felony Charges by Disposition Type

27A.460 - (1), (3), (4)



Percent of Charges by Disposition Type

27A.460 - (1), (3), (4)



27A.460 (1) Conviction percentages;

27A.460 (3) Percentage of acquittals;

27A.460(4) Percentage of dismissals;

* "Others" disposition type include: Denied, Extradition, Grand Jury, Granted, Hung Jury, Merged, Mistrial, No Action Taken By Grand Jury, Other, Pardon - Prior to Adjudication Only, Peace Bond, Remanded, Set Aside/Voided, Sealed Records, Transfer, Drug Court Transfer, Vacated Judgment

ADMINISTRATIVE OFFICE OF THE COURTS

Research & Statistics

Annual Report FY 2021

Circuit Court - "Felony" Criminal Cases

CRITTENDEN

Sentence Information by Charge Disposition Type

27A.460 - (2)	Sentence Records	Jail or Prison Conditionally Discharged	Jail or Prison Suspended	Jail or Prison Time > 0	Net Costs > \$0.00	Net Fines > \$0.00	Net Home Incarceration Time	Net Home Incarceration Time Suspended	Net Probation Time Supervised	Net Probation Time Unsupervised	Net Suspended Costs > \$0.00	Net Suspended Fines > \$0.00	Other Conditions
Convicted	69		10 14.49%	69 100.00%	34 49.28%				10 14.49%				20 28.99%
Dismissed	6			2 33.33%	6 100.00%								1 16.67%
Diverted	5				5 100.00%								
	80		10	71	45				10				21

27A.460 (2) Percentages of fines, imprisonment, or other penalty assessment;

* Percentages are based on total sentence records per category (convicted, acquitted...etc)

* There can be multiple sentence conditions to a single charge.

Plea Type

27A.460 - (5), (6)		UNKNOWN PLEA TYPE	TOTAL
Felony Charges	Original_Plea	146 100.00%	146 100.00%
	Final_Plea	146 100.00%	146 100.00%
Felony amended to Non-Felony	Original_Plea	4 100.00%	4 100.00%
	Final_Plea	4 100.00%	4 100.00%

27A.460 (5) Percentage of pleas as charges;

27A.460 (6) Percentage of pleas to reduce charges;

ADMINISTRATIVE OFFICE OF THE COURTS

Research & Statistics

Annual Report FY 2021

Circuit Court - "Felony" Criminal Cases

CRITTENDEN

Cases can have multiple charges which are heard either by a court trial, jury trial, no trial or by a combination of trial types. Depending upon the seriousness of the offense and the consequences of a guilty verdict, defendants in criminal cases have the constitutional right to a jury of their peers. In a jury trial, the Judge decides questions of law, and the jury decides whether the defendant is guilty or not guilty on each of the offense(s) charged. In a court trial, the judge decides questions of law and decides if guilty or not guilty on each offense(s) charges. The cases are categorized by how all the charges within the case were disposed. If all charges were disposed by the same trial type, it's counted in the separate category, otherwise, it's counted within the "Mixed Trial" category. If a charge had a nothing entered or it had "no trial" it's counted in the "No Trial" category.

Cases by Trial Type	27A.460 - (7), (8), (9), (10)	NO TRIAL	Total
Felony Amended Down to Non-Felony		4 100.00%	4 100.00%
Felony Charges		52 100.00%	52 100.00%
Felony Convictions		37 100.00%	37 100.00%

*27A.460 (7) Percentage of disposition to guilty as charged by trial;
 27A.460 (8) Percentage of those found guilty of lesser charge by trial;
 27A.460 (9) Percentage of cases where jury trial taken;
 27A.460 (10) Percentage of trials which are bench (court) trials; and*

**Shock Probation by
Disposition Type**

	27A.440 (3b)	Denied	Granted	Total
0026090 SHOCK PROBATION IN FELONY CONVICTIONS		13 61.90%	8 38.10%	21 100.0000%

27A.440 (3) Cases in which shock probation has been granted:
 (b) Extracted data on shock probation shall be placed in the annual report of the Administrative Office of the Courts.

ADMINISTRATIVE OFFICE OF THE COURTS

Research & Statistics

Annual Report FY 2021

Circuit Court - "Felony" Criminal Cases

CUMBERLAND

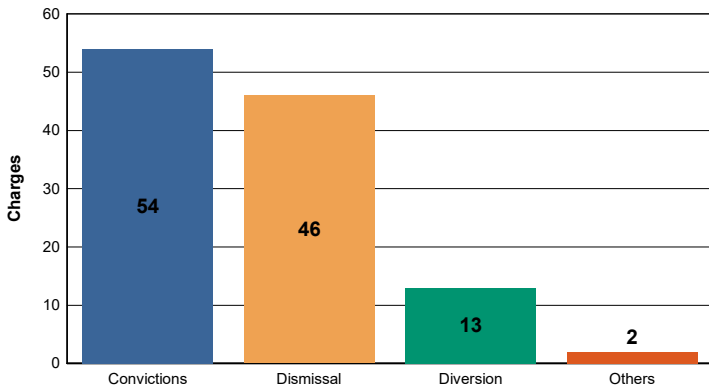
There were 115 felony level offenses and 0 non-felony level offenses disposed within 71 circuit criminal cases during the fiscal year. Non-felony offenses include misdemeanor, violation, local ordinance or other level offense(s) within those cases.

	Charges	Cases
Felony	115	71
Felony amended to Non-Felony	0	

Of those 115 felony offenses, 54 (46.96%) were convicted; were acquitted (%); and 46 (40.00%) were dismissed.

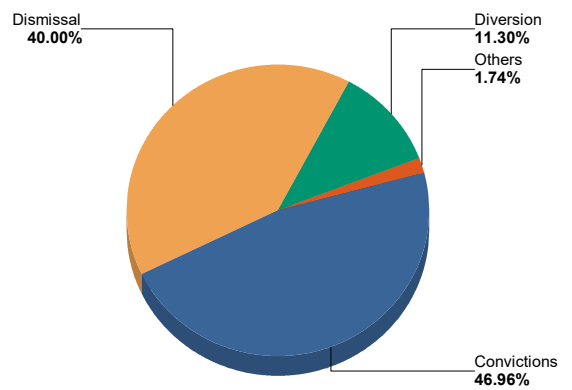
Felony Charges by Disposition Type

27A.460 - (1), (3), (4)



Percent of Charges by Disposition Type

27A.460 - (1), (3), (4)



27A.460 (1) Conviction percentages;

27A.460 (3) Percentage of acquittals;

27A.460(4) Percentage of dismissals;

* "Others" disposition type include: Denied, Extradition, Grand Jury, Granted, Hung Jury, Merged, Mistrial, No Action Taken By Grand Jury, Other, Pardon - Prior to Adjudication Only, Peace Bond, Remanded, Set Aside/Voided, Sealed Records, Transfer, Drug Court Transfer, Vacated Judgment

ADMINISTRATIVE OFFICE OF THE COURTS

Research & Statistics

Annual Report FY 2021

Circuit Court - "Felony" Criminal Cases

CUMBERLAND

Sentence Information by Charge Disposition Type

27A.460 - (2)	Sentence Records	Jail or Prison Conditionally Discharged	Jail or Prison Suspended	Jail or Prison Time > 0	Net Costs > \$0.00	Net Fines > \$0.00	Net Home Incarceration Time	Net Home Incarceration Time Suspended	Net Probation Time Supervised	Net Probation Time Unsupervised	Net Suspended Costs > \$0.00	Net Suspended Fines > \$0.00	Other Conditions
Convicted	53	35 66.04%		53 100.00%	20 37.74%	1 1.89%			35 66.04%				42 79.25%
Diverted	13	13 100.00%		13 100.00%	12 92.31%	2 15.38%			13 100.00%				13 100.00%
	66	48		66	32	3			48				55

27A.460 (2) Percentages of fines, imprisonment, or other penalty assessment;

* Percentages are based on total sentence records per category (convicted, acquitted...etc)

* There can be multiple sentence conditions to a single charge.

Plea Type

27A.460 - (5), (6)

		GUILTY	NOT GUILTY	UNKNOWN PLEA TYPE	TOTAL
Felony Charges	Original_Plea	- 0.00%	51 44.35%	64 55.65%	115 100.00%
	Final_Plea	51 44.35%	- 0.00%	64 55.65%	115 100.00%

27A.460 (5) Percentage of pleas as charges;

27A.460 (6) Percentage of pleas to reduce charges;

ADMINISTRATIVE OFFICE OF THE COURTS

Research & Statistics

Annual Report FY 2021

Circuit Court - "Felony" Criminal Cases

CUMBERLAND

Cases can have multiple charges which are heard either by a court trial, jury trial, no trial or by a combination of trial types. Depending upon the seriousness of the offense and the consequences of a guilty verdict, defendants in criminal cases have the constitutional right to a jury of their peers. In a jury trial, the Judge decides questions of law, and the jury decides whether the defendant is guilty or not guilty on each of the offense(s) charged. In a court trial, the judge decides questions of law and decides if guilty or not guilty on each offense(s) charges. The cases are categorized by how all the charges within the case were disposed. If all charges were disposed by the same trial type, it's counted in the separate category, otherwise, it's counted within the "Mixed Trial" category. If a charge had a nothing entered or it had "no trial" it's counted in the "No Trial" category.

Cases by Trial Type	27A.460 - (7), (8), (9), (10)	NO TRIAL	Total
Felony Charges		71 100.00%	71 100.00%
Felony Convictions		37 100.00%	37 100.00%

27A.460 (7) Percentage of disposition to guilty as charged by trial;
 27A.460 (8) Percentage of those found guilty of lesser charge by trial;
 27A.460 (9) Percentage of cases where jury trial taken;
 27A.460 (10) Percentage of trials which are bench (court) trials; and

**Shock Probation by
Disposition Type**

	27A.440 (3b)	Denied	Granted	Total
0026090 SHOCK PROBATION IN FELONY CONVICTIONS		4 57.14%	3 42.86%	7 100.0000%

27A.440 (3) Cases in which shock probation has been granted:
 (b) Extracted data on shock probation shall be placed in the annual report of the Administrative Office of the Courts.

ADMINISTRATIVE OFFICE OF THE COURTS

Research & Statistics

Annual Report FY 2021

Circuit Court - "Felony" Criminal Cases

DAVISS

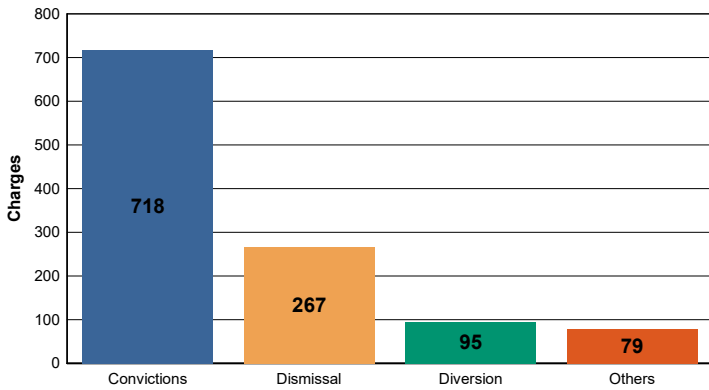
There were 1,159 felony level offenses and 100 non-felony level offenses disposed within 677 circuit criminal cases during the fiscal year. Non-felony offenses include misdemeanor, violation, local ordinance or other level offense(s) within those cases.

	Charges	Cases
Felony	1,159	677
Felony amended to Non-Felony	100	

Of those 1,159 felony offenses, 718 (61.95%) were convicted; were acquitted (%); and 267 (23.04%) were dismissed.

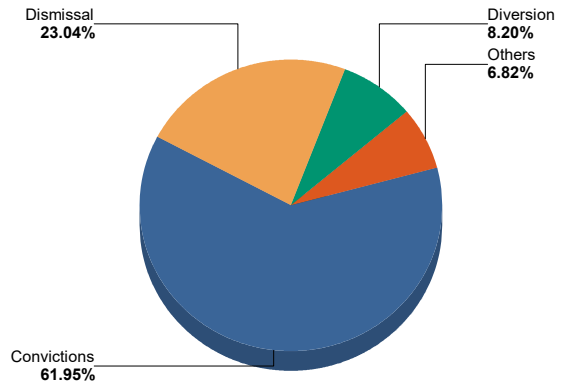
Felony Charges by Disposition Type

27A.460 - (1), (3), (4)



Percent of Charges by Disposition Type

27A.460 - (1), (3), (4)



27A.460 (1) Conviction percentages;

27A.460 (3) Percentage of acquittals;

27A.460(4) Percentage of dismissals;

* "Others" disposition type include: Denied, Extradition, Grand Jury, Granted, Hung Jury, Merged, Mistrial, No Action Taken By Grand Jury, Other, Pardon - Prior to Adjudication Only, Peace Bond, Remanded, Set Aside/Voided, Sealed Records, Transfer, Drug Court Transfer, Vacated Judgment

ADMINISTRATIVE OFFICE OF THE COURTS

Research & Statistics

Annual Report FY 2021

Circuit Court - "Felony" Criminal Cases

DAVISS

Sentence Information by Charge Disposition Type

27A.460 - (2)	Sentence Records	Jail or Prison Conditionally Discharged	Jail or Prison Suspended	Jail or Prison Time > 0	Net Costs > \$0.00	Net Fines > \$0.00	Net Home Incarceration Time	Net Home Incarceration Time Suspended	Net Probation Time Supervised	Net Probation Time Unsupervised	Net Suspended Costs > \$0.00	Net Suspended Fines > \$0.00	Other Conditions
Convicted	717	318 44.35%	717 100.00%	393 54.81%	343 47.84%	-	-	316 44.07%	2 0.28%	-	-	-	343 47.84%
Dismissed	2	-	-	-	-	-	-	-	-	-	-	-	-
Diverted	2	1 50.00%	1 50.00%	2 100.00%	1 50.00%	-	-	1 50.00%	-	-	-	-	1 50.00%
Others	48	25 52.08%	47 97.92%	19 39.58%	6 12.50%	-	-	23 47.92%	-	-	-	1 2.08%	15 31.25%
	769	344	765	414	350	-	-	340	2	-	-	1	359

27A.460 (2) Percentages of fines, imprisonment, or other penalty assessment;

* Percentages are based on total sentence records per category (convicted, acquitted...etc)

* There can be multiple sentence conditions to a single charge.

Plea Type

27A.460 - (5), (6)

		GUILTY	NOT GUILTY	UNKNOWN PLEA TYPE	TOTAL
Felony Charges	Original_Plea	30 2.59%	1,031 88.96%	98 8.46%	1,159 100.00%
	Final_Plea	981 84.64%	80 6.90%	98 8.46%	1,159 100.00%
Felony amended to Non-Felony	Original_Plea	-	37 37.00%	63 63.00%	100 100.00%
	Final_Plea	-	37 37.00%	63 63.00%	100 100.00%

27A.460 (5) Percentage of pleas as charges;

27A.460 (6) Percentage of pleas to reduce charges;

ADMINISTRATIVE OFFICE OF THE COURTS

Research & Statistics

Annual Report FY 2021

Circuit Court - "Felony" Criminal Cases

DAVISS

Cases can have multiple charges which are heard either by a court trial, jury trial, no trial or by a combination of trial types. Depending upon the seriousness of the offense and the consequences of a guilty verdict, defendants in criminal cases have the constitutional right to a jury of their peers. In a jury trial, the Judge decides questions of law, and the jury decides whether the defendant is guilty or not guilty on each of the offense(s) charged. In a court trial, the judge decides questions of law and decides if guilty or not guilty on each offense(s) charges. The cases are categorized by how all the charges within the case were disposed. If all charges were disposed by the same trial type, it's counted in the separate category, otherwise, it's counted within the "Mixed Trial" category. If a charge had a nothing entered or it had "no trial" it's counted in the "No Trial" category.

Cases by Trial Type	27A.460 - (7), (8), (9), (10)	NO TRIAL	Total
Felony Amended Down to Non-Felony		88 100.00%	88 100.00%
Felony Charges		677 100.00%	677 100.00%
Felony Convictions		423 100.00%	423 100.00%

*27A.460 (7) Percentage of disposition to guilty as charged by trial;
 27A.460 (8) Percentage of those found guilty of lesser charge by trial;
 27A.460 (9) Percentage of cases where jury trial taken;
 27A.460 (10) Percentage of trials which are bench (court) trials; and*

**Shock Probation by
Disposition Type**

	27A.440 (3b)	Denied	Granted	Vacated	Withdrawn	Total
0026090 SHOCK PROBATION IN FELONY CONVICTIONS		329 72.15%	120 26.32%	6 1.32%	1 0.22%	456 100.0000%

27A.440 (3) Cases in which shock probation has been granted:
 (b) Extracted data on shock probation shall be placed in the annual report of the Administrative Office of the Courts.

ADMINISTRATIVE OFFICE OF THE COURTS

Research & Statistics

Annual Report FY 2021

Circuit Court - "Felony" Criminal Cases

DAVISS

Youthful Offenders

Note: Per statute 635.020 (7) If a person who is eighteen (18) or older and before the court is charged with a felony that occurred prior to his eighteenth birthday, the court shall, upon motion of the county attorney made prior to adjudication, and after the county attorney has consulted with the Commonwealth's attorney, that the child be proceeded against as a youthful offender, proceed in accordance with the provisions of KRS 640.010.

The youthful offender data is pulled by looking at the circuit criminal cases with defendant's age calculated from date of birth to the case filing date, which is under 18, however, those eighteen(18) or older may not be accounted.

There were 2 felony level offenses and 0 non-felony level offenses disposed within 1 circuit criminal cases during the fiscal year. Non-felony offenses include misdemeanor, violation, local ordinance or other level offense(s) within those cases.

27A.460 - (11)	Charges	Cases
Felony	2	1
Felony amended to Non-Felony	-	

27A.460 (11) The number of juvenile offenders tried as an adult.

Of the 2 felony level offenses disposed within the youthful offender cases, (%) charges were convicted.

Youthful Offender	Dismissal	Diversion	Total
Felony Charges by Disposition Type	1 50.00%	1 50.00%	2 100.00%

ADMINISTRATIVE OFFICE OF THE COURTS

Research & Statistics

Annual Report FY 2021

Circuit Court - "Felony" Criminal Cases

EDMONSON

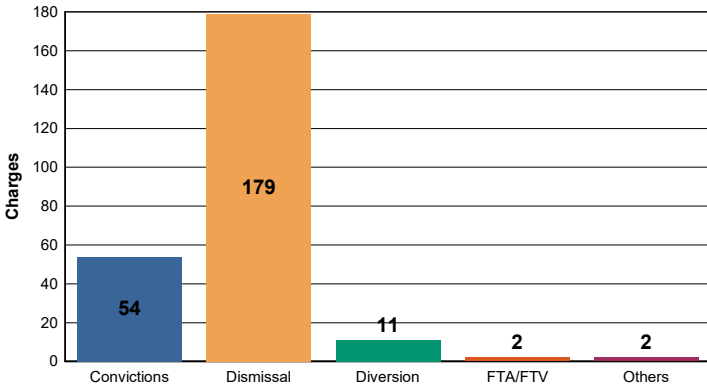
There were 248 felony level offenses and 5 non-felony level offenses disposed within 68 circuit criminal cases during the fiscal year. Non-felony offenses include misdemeanor, violation, local ordinance or other level offense(s) within those cases.

	Charges	Cases
Felony	248	68
Felony amended to Non-Felony	5	

Of those 248 felony offenses, 54 (21.77%) were convicted; were acquitted (%); and 179 (72.18%) were dismissed.

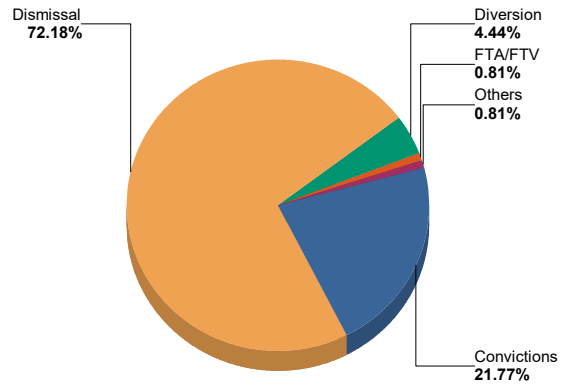
Felony Charges by Disposition Type

27A.460 - (1), (3), (4)



Percent of Charges by Disposition Type

27A.460 - (1), (3), (4)



27A.460 (1) Conviction percentages;

27A.460 (3) Percentage of acquittals;

27A.460(4) Percentage of dismissals;

* "Others" disposition type include: Denied, Extradition, Grand Jury, Granted, Hung Jury, Merged, Mistrial, No Action Taken By Grand Jury, Other, Pardon - Prior to Adjudication Only, Peace Bond, Remanded, Set Aside/Voided, Sealed Records, Transfer, Drug Court Transfer, Vacated Judgment

ADMINISTRATIVE OFFICE OF THE COURTS

Research & Statistics

Annual Report FY 2021

Circuit Court - "Felony" Criminal Cases

EDMONSON

Sentence Information by Charge Disposition Type

27A.460 - (2)	Sentence Records	Jail or Prison Conditionally Discharged	Jail or Prison Suspended	Jail or Prison Time > 0	Net Costs > \$0.00	Net Fines > \$0.00	Net Home Incarceration Time	Net Home Incarceration Time Suspended	Net Probation Time Supervised	Net Probation Time Unsupervised	Net Suspended Costs > \$0.00	Net Suspended Fines > \$0.00	Other Conditions
Convicted	43		17 39.53%	42 97.67%	27 62.79%	2 4.65%			11 25.58%				6 13.95%
Dismissed	7	1 14.29%	4 57.14%	5 71.43%	5 71.43%				5 71.43%				3 42.86%
Diverted	11		10 90.91%	10 90.91%	5 45.45%				5 45.45%	1 9.09%			2 18.18%
Others	2												
	63	1	31	57	37	2			21	1			11

27A.460 (2) Percentages of fines, imprisonment, or other penalty assessment;

* Percentages are based on total sentence records per category (convicted, acquitted...etc)

* There can be multiple sentence conditions to a single charge.

Plea Type

	27A.460 - (5), (6)	UNKNOWN PLEA TYPE	TOTAL
Felony Charges	Original_Plea	248 100.00%	248 100.00%
	Final_Plea	248 100.00%	248 100.00%
Felony amended to Non-Felony	Original_Plea	5 100.00%	5 100.00%
	Final_Plea	5 100.00%	5 100.00%

27A.460 (5) Percentage of pleas as charges;

27A.460 (6) Percentage of pleas to reduce charges;

ADMINISTRATIVE OFFICE OF THE COURTS

Research & Statistics

Annual Report FY 2021

Circuit Court - "Felony" Criminal Cases

EDMONSON

Cases can have multiple charges which are heard either by a court trial, jury trial, no trial or by a combination of trial types. Depending upon the seriousness of the offense and the consequences of a guilty verdict, defendants in criminal cases have the constitutional right to a jury of their peers. In a jury trial, the Judge decides questions of law, and the jury decides whether the defendant is guilty or not guilty on each of the offense(s) charged. In a court trial, the judge decides questions of law and decides if guilty or not guilty on each offense(s) charges. The cases are categorized by how all the charges within the case were disposed. If all charges were disposed by the same trial type, it's counted in the separate category, otherwise, it's counted within the "Mixed Trial" category. If a charge had a nothing entered or it had "no trial" it's counted in the "No Trial" category.

Cases by Trial Type	27A.460 - (7), (8), (9), (10)	NO TRIAL	Total
Felony Amended Down to Non-Felony	5	5	5
	100.00%	100.00%	100.00%
Felony Charges	68	68	68
	100.00%	100.00%	100.00%
Felony Convictions	40	40	40
	100.00%	100.00%	100.00%

*27A.460 (7) Percentage of disposition to guilty as charged by trial;
 27A.460 (8) Percentage of those found guilty of lesser charge by trial;
 27A.460 (9) Percentage of cases where jury trial taken;
 27A.460 (10) Percentage of trials which are bench (court) trials; and*

**Shock Probation by
Disposition Type**

	27A.440 (3b)	Denied	Granted	Others	Total
0026090 SHOCK PROBATION IN FELONY CONVICTIONS		8	10	1	19
		42.11%	52.63%	5.26%	100.0001%

27A.440 (3) Cases in which shock probation has been granted:
 (b) Extracted data on shock probation shall be placed in the annual report of the Administrative Office of the Courts.

ADMINISTRATIVE OFFICE OF THE COURTS

Research & Statistics

Annual Report FY 2021

Circuit Court - "Felony" Criminal Cases

ELLIOTT

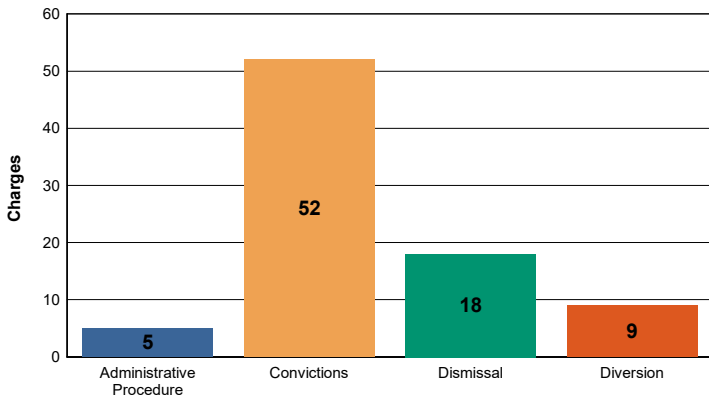
There were 84 felony level offenses and 8 non-felony level offenses disposed within 56 circuit criminal cases during the fiscal year. Non-felony offenses include misdemeanor, violation, local ordinance or other level offense(s) within those cases.

	Charges	Cases
Felony	84	56
Felony amended to Non-Felony	8	

Of those 84 felony offenses, 52 (61.90%) were convicted; were acquitted (%); and 18 (21.43%) were dismissed.

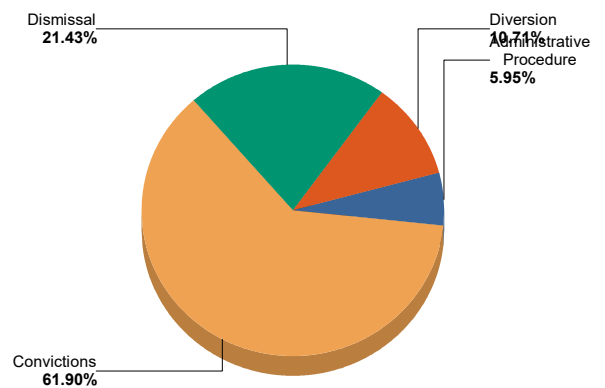
Felony Charges by Disposition Type

27A.460 - (1), (3), (4)



Percent of Charges by Disposition Type

27A.460 - (1), (3), (4)



27A.460 (1) Conviction percentages;

27A.460 (3) Percentage of acquittals;

27A.460(4) Percentage of dismissals;

* "Others" disposition type include: Denied, Extradition, Grand Jury, Granted, Hung Jury, Merged, Mistrial, No Action Taken By Grand Jury, Other, Pardon - Prior to Adjudication Only, Peace Bond, Remanded, Set Aside/Voided, Sealed Records, Transfer, Drug Court Transfer, Vacated Judgment

ADMINISTRATIVE OFFICE OF THE COURTS

Research & Statistics

Annual Report FY 2021

Circuit Court - "Felony" Criminal Cases

ELLIOTT

Sentence Information by Charge Disposition Type

27A.460 - (2)	Sentence Records	Jail or Prison Conditionally Discharged	Jail or Prison Suspended	Jail or Prison Time > 0	Net Costs > \$0.00	Net Fines > \$0.00	Net Home Incarceration Time	Net Home Incarceration Time Suspended	Net Probation Time Supervised	Net Probation Time Unsupervised	Net Suspended Costs > \$0.00	Net Suspended Fines > \$0.00	Other Conditions
Convicted	52	5 9.62%	8 15.38%	51 98.08%	31 59.62%	1 1.92%			4 7.69%	1 1.92%			8 15.38%
Diverted	7				7 100.00%								2 28.57%
	59	5	8	51	38	1			4	1			10

27A.460 (2) Percentages of fines, imprisonment, or other penalty assessment;

* Percentages are based on total sentence records per category (convicted, acquitted...etc)

* There can be multiple sentence conditions to a single charge.

Plea Type

	27A.460 - (5), (6)	UNKNOWN PLEA TYPE	TOTAL
Felony Charges	Original_Plea	84 100.00%	84 100.00%
	Final_Plea	84 100.00%	84 100.00%
Felony amended to Non-Felony	Original_Plea	8 100.00%	8 100.00%
	Final_Plea	8 100.00%	8 100.00%

27A.460 (5) Percentage of pleas as charges;

27A.460 (6) Percentage of pleas to reduce charges;

ADMINISTRATIVE OFFICE OF THE COURTS

Research & Statistics

Annual Report FY 2021

Circuit Court - "Felony" Criminal Cases

ELLIOTT

Cases can have multiple charges which are heard either by a court trial, jury trial, no trial or by a combination of trial types. Depending upon the seriousness of the offense and the consequences of a guilty verdict, defendants in criminal cases have the constitutional right to a jury of their peers. In a jury trial, the Judge decides questions of law, and the jury decides whether the defendant is guilty or not guilty on each of the offense(s) charged. In a court trial, the judge decides questions of law and decides if guilty or not guilty on each offense(s) charges. The cases are categorized by how all the charges within the case were disposed. If all charges were disposed by the same trial type, it's counted in the separate category, otherwise, it's counted within the "Mixed Trial" category. If a charge had a nothing entered or it had "no trial" it's counted in the "No Trial" category.

Cases by Trial Type	27A.460 - (7), (8), (9), (10)	NO TRIAL	Total
Felony Amended Down to Non-Felony		7 100.00%	7 100.00%
Felony Charges		56 100.00%	56 100.00%
Felony Convictions		39 100.00%	39 100.00%

27A.460 (7) Percentage of disposition to guilty as charged by trial;
27A.460 (8) Percentage of those found guilty of lesser charge by trial;
27A.460 (9) Percentage of cases where jury trial taken;
27A.460 (10) Percentage of trials which are bench (court) trials; and

ADMINISTRATIVE OFFICE OF THE COURTS

Research & Statistics

Annual Report FY 2021

Circuit Court - "Felony" Criminal Cases

ESTILL

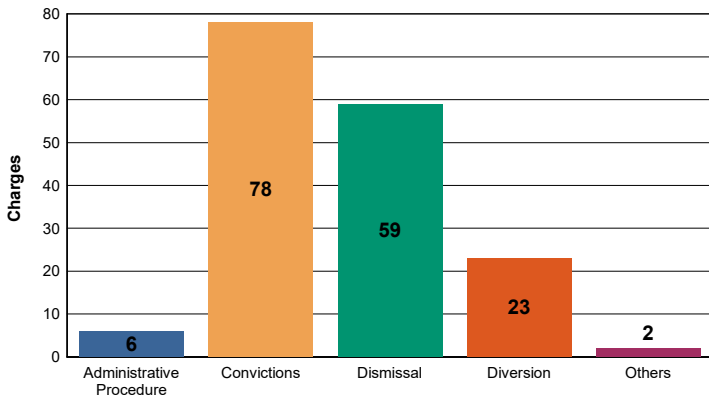
There were 168 felony level offenses and 5 non-felony level offenses disposed within 107 circuit criminal cases during the fiscal year. Non-felony offenses include misdemeanor, violation, local ordinance or other level offense(s) within those cases.

	Charges	Cases
Felony	168	107
Felony amended to Non-Felony	5	

Of those 168 felony offenses, 78 (46.43%) were convicted; were acquitted (%); and 59 (35.12%) were dismissed.

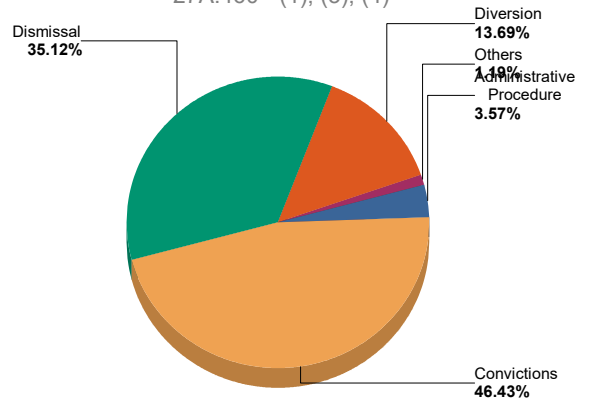
Felony Charges by Disposition Type

27A.460 - (1), (3), (4)



Percent of Charges by Disposition Type

27A.460 - (1), (3), (4)



27A.460 (1) Conviction percentages;

27A.460 (3) Percentage of acquittals;

27A.460(4) Percentage of dismissals;

* "Others" disposition type include: Denied, Extradition, Grand Jury, Granted, Hung Jury, Merged, Mistrial, No Action Taken By Grand Jury, Other, Pardon - Prior to Adjudication Only, Peace Bond, Remanded, Set Aside/Voided, Sealed Records, Transfer, Drug Court Transfer, Vacated Judgment

ADMINISTRATIVE OFFICE OF THE COURTS

Research & Statistics

Annual Report FY 2021

Circuit Court - "Felony" Criminal Cases

ESTILL

Sentence Information by Charge Disposition Type

27A.460 - (2)	Sentence Records	Jail or Prison Conditionally Discharged	Jail or Prison Suspended	Jail or Prison Time > 0	Net Costs > \$0.00	Net Fines > \$0.00	Net Home Incarceration Time	Net Home Incarceration Time Suspended	Net Probation Time Supervised	Net Probation Time Unsupervised	Net Suspended Costs > \$0.00	Net Suspended Fines > \$0.00	Other Conditions
Convicted	75	2 2.67%	27 36.00%	75 100.00%	39 52.00%	2 2.67%			27 36.00%	2 2.67%			42 56.00%
Dismissed	30	1 3.33%	1 3.33%	2 6.67%	19 63.33%					1 3.33%			19 63.33%
Diverted	21				12 57.14%								21 100.00%
Others	1				1 100.00%								1 100.00%
	127	3	28	77	71	2			27	3			83

27A.460 (2) Percentages of fines, imprisonment, or other penalty assessment;

* Percentages are based on total sentence records per category (convicted, acquitted...etc)

* There can be multiple sentence conditions to a single charge.

Plea Type

27A.460 - (5), (6)

		NOT GUILTY	UNKNOWN PLEA TYPE	TOTAL
Felony Charges	Original_Plea	1 0.60%	167 99.40%	168 100.00%
	Final_Plea	1 0.60%	167 99.40%	168 100.00%
Felony amended to Non-Felony	Original_Plea	-	5 100.00%	5 100.00%
	Final_Plea	-	5 100.00%	5 100.00%

27A.460 (5) Percentage of pleas as charges;

27A.460 (6) Percentage of pleas to reduce charges;

ADMINISTRATIVE OFFICE OF THE COURTS

Research & Statistics

Annual Report FY 2021

Circuit Court - "Felony" Criminal Cases

ESTILL

Cases can have multiple charges which are heard either by a court trial, jury trial, no trial or by a combination of trial types. Depending upon the seriousness of the offense and the consequences of a guilty verdict, defendants in criminal cases have the constitutional right to a jury of their peers. In a jury trial, the Judge decides questions of law, and the jury decides whether the defendant is guilty or not guilty on each of the offense(s) charged. In a court trial, the judge decides questions of law and decides if guilty or not guilty on each offense(s) charges. The cases are categorized by how all the charges within the case were disposed. If all charges were disposed by the same trial type, it's counted in the separate category, otherwise, it's counted within the "Mixed Trial" category. If a charge had a nothing entered or it had "no trial" it's counted in the "No Trial" category.

Cases by Trial Type	27A.460 - (7), (8), (9), (10)	NO TRIAL	Total
Felony Amended Down to Non-Felony		4 100.00%	4 100.00%
Felony Charges		107 100.00%	107 100.00%
Felony Convictions		55 100.00%	55 100.00%

*27A.460 (7) Percentage of disposition to guilty as charged by trial;
 27A.460 (8) Percentage of those found guilty of lesser charge by trial;
 27A.460 (9) Percentage of cases where jury trial taken;
 27A.460 (10) Percentage of trials which are bench (court) trials; and*

**Shock Probation by
Disposition Type**

	27A.440 (3b)	Denied	Granted	With drawn	Total
0026090 SHOCK PROBATION IN FELONY CONVICTIONS		5 71.43%	1 14.29%	1 14.29%	7 100.0000%

27A.440 (3) Cases in which shock probation has been granted:
 (b) Extracted data on shock probation shall be placed in the annual report of the Administrative Office of the Courts.

ADMINISTRATIVE OFFICE OF THE COURTS

Research & Statistics

Annual Report FY 2021

Circuit Court - "Felony" Criminal Cases

FAYETTE

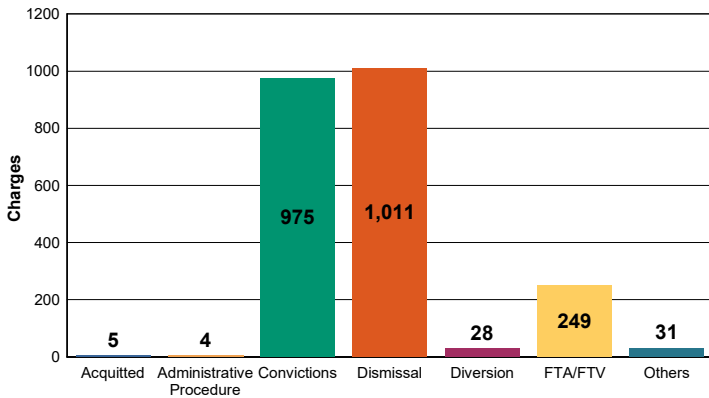
There were 2,303 felony level offenses and 576 non-felony level offenses disposed within 1,061 circuit criminal cases during the fiscal year. Non-felony offenses include misdemeanor, violation, local ordinance or other level offense(s) within those cases.

	Charges	Cases
Felony	2,303	1,061
Felony amended to Non-Felony	576	

Of those 2,303 felony offenses, 975 (42.34%) were convicted; 5 were acquitted (0.22%); and 1,011 (43.90%) were dismissed.

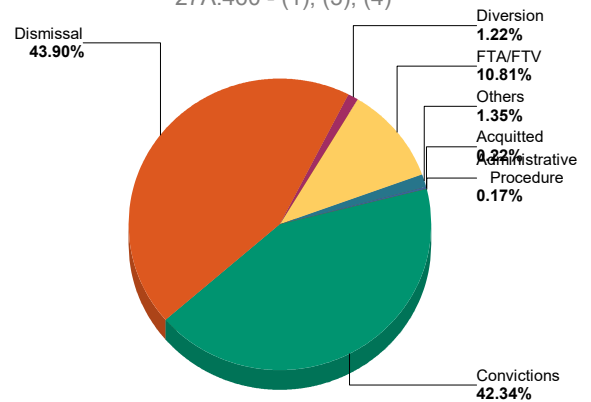
Felony Charges by Disposition Type

27A.460 - (1), (3), (4)



Percent of Charges by Disposition Type

27A.460 - (1), (3), (4)



27A.460 (1) Conviction percentages;

27A.460 (3) Percentage of acquittals;

27A.460(4) Percentage of dismissals;

* "Others" disposition type include: Denied, Extradition, Grand Jury, Granted, Hung Jury, Merged, Mistrial, No Action Taken By Grand Jury, Other, Pardon - Prior to Adjudication Only, Peace Bond, Remanded, Set Aside/Voided, Sealed Records, Transfer, Drug Court Transfer, Vacated Judgment

ADMINISTRATIVE OFFICE OF THE COURTS

Research & Statistics

Annual Report FY 2021

Circuit Court - "Felony" Criminal Cases

FAYETTE

Sentence Information by Charge Disposition Type

27A.460 - (2)	Sentence Records	Jail or Prison Conditionally Discharged	Jail or Prison Suspended	Jail or Prison Time > 0	Net Costs > \$0.00	Net Fines > \$0.00	Net Home Incarceration Time	Net Home Incarceration Time Suspended	Net Probation Time Supervised	Net Probation Time Unsupervised	Net Suspended Costs > \$0.00	Net Suspended Fines > \$0.00	Other Conditions
Convicted	897	7 0.78%	458 51.06%	889 99.11%	457 50.95%	5 0.56%	1 0.11%			7 0.78%	3 0.33%	46 5.13%	443 49.39%
Dismissed	3		2 66.67%	2 66.67%									
Diverted	3	1 33.33%	2 66.67%	2 66.67%	1 33.33%								
Others	3		1 33.33%	2 66.67%	1 33.33%								1 33.33%
	906	8	463	895	459	5	1			7	3	46	444

27A.460 (2) Percentages of fines, imprisonment, or other penalty assessment;

* Percentages are based on total sentence records per category (convicted, acquitted...etc)

* There can be multiple sentence conditions to a single charge.

Plea Type

27A.460 - (5), (6)

		GUILTY	NOT GUILTY	UNKNOWN PLEA TYPE	TOTAL
Felony Charges	Original_Plea	145 6.30%	482 20.93%	1,676 72.77%	2,303 100.00%
	Final_Plea	552 23.97%	75 3.26%	1,676 72.77%	2,303 100.00%
Felony amended to Non-Felony	Original_Plea	3 0.52%	33 5.73%	540 93.75%	576 100.00%
	Final_Plea	11 1.91%	25 4.34%	540 93.75%	576 100.00%

27A.460 (5) Percentage of pleas as charges;

27A.460 (6) Percentage of pleas to reduce charges;

ADMINISTRATIVE OFFICE OF THE COURTS

Research & Statistics

Annual Report FY 2021

Circuit Court - "Felony" Criminal Cases

FAYETTE

Cases can have multiple charges which are heard either by a court trial, jury trial, no trial or by a combination of trial types. Depending upon the seriousness of the offense and the consequences of a guilty verdict, defendants in criminal cases have the constitutional right to a jury of their peers. In a jury trial, the Judge decides questions of law, and the jury decides whether the defendant is guilty or not guilty on each of the offense(s) charged. In a court trial, the judge decides questions of law and decides if guilty or not guilty on each offense(s) charges. The cases are categorized by how all the charges within the case were disposed. If all charges were disposed by the same trial type, it's counted in the separate category, otherwise, it's counted within the "Mixed Trial" category. If a charge had a nothing entered or it had "no trial" it's counted in the "No Trial" category.

Cases by Trial Type	27A.460 - (7), (8), (9), (10)	COURT TRIAL	JURY TRIAL	NO TRIAL	Total
Felony Amended Down to Non-Felony		-	-	370 100.00%	370 100.00%
Felony Charges		1 0.09%	5 0.47%	1,056 99.53%	1,062 100.09%
Felony Convictions		-	2 0.32%	629 99.84%	631 100.16%

*27A.460 (7) Percentage of disposition to guilty as charged by trial;
 27A.460 (8) Percentage of those found guilty of lesser charge by trial;
 27A.460 (9) Percentage of cases where jury trial taken;
 27A.460 (10) Percentage of trials which are bench (court) trials; and*

**Shock Probation by
Disposition Type**

27A.440 (3b)

	Denied	Granted	With drawn	Total
0026090 SHOCK PROBATION IN FELONY CONVICTIONS	69 68.32%	26 25.74%	1 0.99%	96 95.0495%
0026100 SHOCK PROBATION IN MISDEMEANOR CONVICTIONS	2 1.98%	2 1.98%	-	4 3.9604%
9096890 SHOCK PROBATION	1 0.99%	-	-	1 0.9901%

27A.440 (3) Cases in which shock probation has been granted:
 (b) Extracted data on shock probation shall be placed in the annual report of the Administrative Office of the Courts.

ADMINISTRATIVE OFFICE OF THE COURTS

Research & Statistics

Annual Report FY 2021

Circuit Court - "Felony" Criminal Cases

FAYETTE

Youthful Offenders

Note: Per statute 635.020 (7) If a person who is eighteen (18) or older and before the court is charged with a felony that occurred prior to his eighteenth birthday, the court shall, upon motion of the county attorney made prior to adjudication, and after the county attorney has consulted with the Commonwealth's attorney, that the child be proceeded against as a youthful offender, proceed in accordance with the provisions of KRS 640.010.

The youthful offender data is pulled by looking at the circuit criminal cases with defendant's age calculated from date of birth to the case filing date, which is under 18, however, those eighteen(18) or older may not be accounted.

There were 39 felony level offenses and 10 non-felony level offenses disposed within 17 circuit criminal cases during the fiscal year. Non-felony offenses include misdemeanor, violation, local ordinance or other level offense(s) within those cases.

27A.460 - (11)		Charges	Cases
Felony		39	17
Felony amended to Non-Felony		10	

27A.460 (11) The number of juvenile offenders tried as an adult.

Of the 39 felony level offenses disposed within the youthful offender cases, 21 (53.85%) charges were convicted.

Youthful Offender	Convictions	Dismissal	FTA/FTV	Others	Total
	Felony Charges by Disposition Type	21 53.85%	14 35.90%	3 7.69%	1 2.56%

Youthful Offender	GUILTY	Total
	Felony Charges Convicted by Disposition Type	21 100.00%

ADMINISTRATIVE OFFICE OF THE COURTS

Research & Statistics

Annual Report FY 2021

Circuit Court - "Felony" Criminal Cases

FLEMING

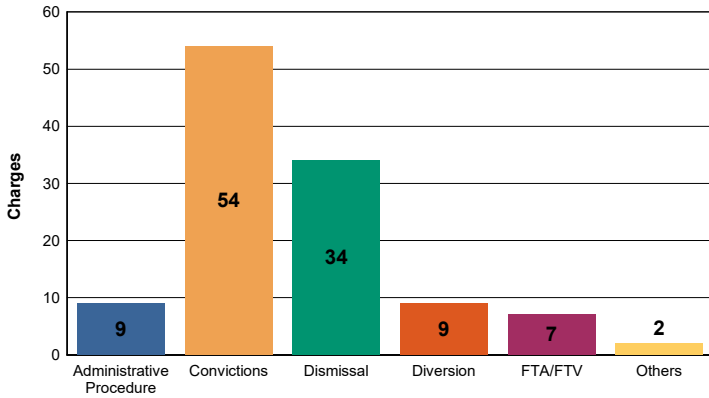
There were 115 felony level offenses and 3 non-felony level offenses disposed within 77 circuit criminal cases during the fiscal year. Non-felony offenses include misdemeanor, violation, local ordinance or other level offense(s) within those cases.

	Charges	Cases
Felony	115	77
Felony amended to Non-Felony	3	

Of those 115 felony offenses, 54 (46.96%) were convicted; were acquitted (%); and 34 (29.57%) were dismissed.

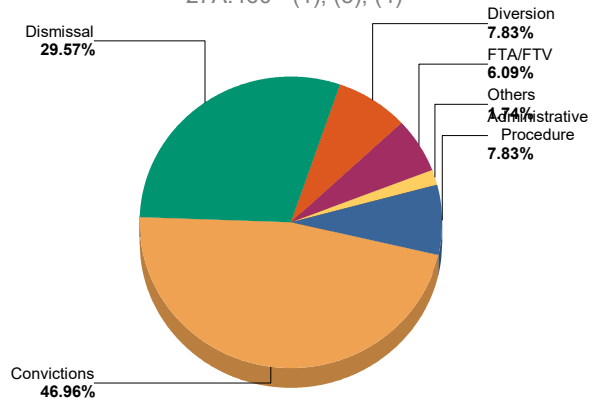
Felony Charges by Disposition Type

27A.460 - (1), (3), (4)



Percent of Charges by Disposition Type

27A.460 - (1), (3), (4)



27A.460 (1) Conviction percentages;

27A.460 (3) Percentage of acquittals;

27A.460(4) Percentage of dismissals;

* "Others" disposition type include: Denied, Extradition, Grand Jury, Granted, Hung Jury, Merged, Mistrial, No Action Taken By Grand Jury, Other, Pardon - Prior to Adjudication Only, Peace Bond, Remanded, Set Aside/Voided, Sealed Records, Transfer, Drug Court Transfer, Vacated Judgment

ADMINISTRATIVE OFFICE OF THE COURTS

Research & Statistics

Annual Report FY 2021

Circuit Court - "Felony" Criminal Cases

FLEMING

Sentence Information by Charge Disposition Type

27A.460 - (2)	Sentence Records	Jail or Prison Conditionally Discharged	Jail or Prison Suspended	Jail or Prison Time > 0	Net Costs > \$0.00	Net Fines > \$0.00	Net Home Incarceration Time	Net Home Incarceration Time Suspended	Net Probation Time Supervised	Net Probation Time Unsupervised	Net Suspended Costs > \$0.00	Net Suspended Fines > \$0.00	Other Conditions
Convicted	54		13 24.07%	54 100.00%	28 51.85%				6 11.11%		12 22.22%		49 90.74%
Others	2			2 100.00%	1 50.00%	1 50.00%							
	56		13	56	29	1			6		12		49

27A.460 (2) Percentages of fines, imprisonment, or other penalty assessment;

* Percentages are based on total sentence records per category (convicted, acquitted...etc)

* There can be multiple sentence conditions to a single charge.

Plea Type

27A.460 - (5), (6)		GUILTY	NOT GUILTY	UNKNOWN PLEA TYPE	TOTAL
Felony Charges	Original_Plea	2 1.74%	5 4.35%	108 93.91%	115 100.00%
	Final_Plea	6 5.22%	1 0.87%	108 93.91%	115 100.00%
Felony amended to Non-Felony	Original_Plea	-	1 33.33%	2 66.67%	3 100.00%
	Final_Plea	-	1 33.33%	2 66.67%	3 100.00%

27A.460 (5) Percentage of pleas as charges;

27A.460 (6) Percentage of pleas to reduce charges;

ADMINISTRATIVE OFFICE OF THE COURTS

Research & Statistics

Annual Report FY 2021

Circuit Court - "Felony" Criminal Cases

FLEMING

Cases can have multiple charges which are heard either by a court trial, jury trial, no trial or by a combination of trial types. Depending upon the seriousness of the offense and the consequences of a guilty verdict, defendants in criminal cases have the constitutional right to a jury of their peers. In a jury trial, the Judge decides questions of law, and the jury decides whether the defendant is guilty or not guilty on each of the offense(s) charged. In a court trial, the judge decides questions of law and decides if guilty or not guilty on each offense(s) charges. The cases are categorized by how all the charges within the case were disposed. If all charges were disposed by the same trial type, it's counted in the separate category, otherwise, it's counted within the "Mixed Trial" category. If a charge had a nothing entered or it had "no trial" it's counted in the "No Trial" category.

Cases by Trial Type	27A.460 - (7), (8), (9), (10)	NO TRIAL	Total
Felony Amended Down to Non-Felony		3 100.00%	3 100.00%
Felony Charges		77 100.00%	77 100.00%
Felony Convictions		35 100.00%	35 100.00%

*27A.460 (7) Percentage of disposition to guilty as charged by trial;
 27A.460 (8) Percentage of those found guilty of lesser charge by trial;
 27A.460 (9) Percentage of cases where jury trial taken;
 27A.460 (10) Percentage of trials which are bench (court) trials; and*

**Shock Probation by
Disposition Type**

	27A.440 (3b)	Denied	Granted	Vacated	Withdrawn	Total
0026090 SHOCK PROBATION IN FELONY CONVICTIONS		22 70.97%	6 19.35%	2 6.45%	1 3.23%	31 99.9999%

27A.440 (3) Cases in which shock probation has been granted:
 (b) Extracted data on shock probation shall be placed in the annual report of the Administrative Office of the Courts.

ADMINISTRATIVE OFFICE OF THE COURTS

Research & Statistics

Annual Report FY 2021

Circuit Court - "Felony" Criminal Cases

FLOYD

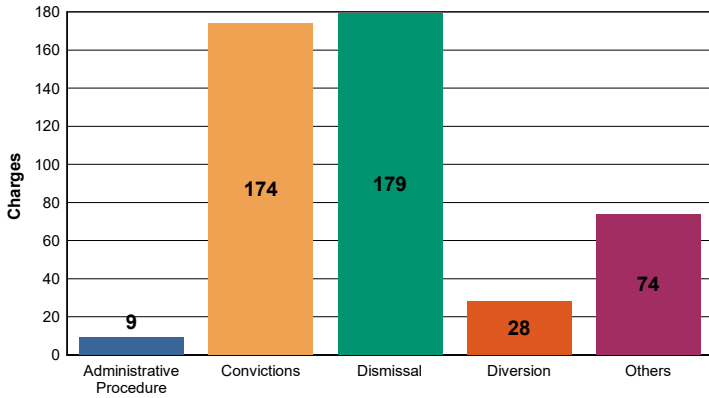
There were 464 felony level offenses and 21 non-felony level offenses disposed within 232 circuit criminal cases during the fiscal year. Non-felony offenses include misdemeanor, violation, local ordinance or other level offense(s) within those cases.

	Charges	Cases
Felony	464	232
Felony amended to Non-Felony	21	

Of those 464 felony offenses, 174 (37.50%) were convicted; were acquitted (%); and 179 (38.58%) were dismissed.

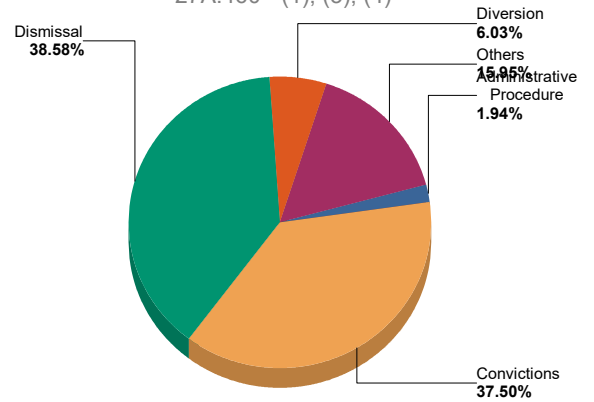
Felony Charges by Disposition Type

27A.460 - (1), (3), (4)



Percent of Charges by Disposition Type

27A.460 - (1), (3), (4)



27A.460 (1) Conviction percentages;

27A.460 (3) Percentage of acquittals;

27A.460(4) Percentage of dismissals;

* "Others" disposition type include: Denied, Extradition, Grand Jury, Granted, Hung Jury, Merged, Mistrial, No Action Taken By Grand Jury, Other, Pardon - Prior to Adjudication Only, Peace Bond, Remanded, Set Aside/Voided, Sealed Records, Transfer, Drug Court Transfer, Vacated Judgment

ADMINISTRATIVE OFFICE OF THE COURTS

Research & Statistics

Annual Report FY 2021

Circuit Court - "Felony" Criminal Cases

FLOYD

Sentence Information by Charge Disposition Type

27A.460 - (2)	Sentence Records	Jail or Prison Conditionally Discharged	Jail or Prison Suspended	Jail or Prison Time > 0	Net Costs > \$0.00	Net Fines > \$0.00	Net Home Incarceration Time	Net Home Incarceration Time Suspended	Net Probation Time Supervised	Net Probation Time Unsupervised	Net Suspended Costs > \$0.00	Net Suspended Fines > \$0.00	Other Conditions
Convicted	174	94 54.02%	172 98.85%	128 73.56%	19 10.92%	6 3.45%	91 52.30%	3 1.72%	2 16.67%	8 4.60%			
Dismissed	12	9 75.00%	9 75.00%	5 41.67%					5 41.67%		2 16.67%		1 8.33%
Diverted	4	1 25.00%	1 25.00%	2 50.00%					1 25.00%				1 25.00%
	190	104	182	135	19	6	97	3	2	10			

27A.460 (2) Percentages of fines, imprisonment, or other penalty assessment;

* Percentages are based on total sentence records per category (convicted, acquitted...etc)

* There can be multiple sentence conditions to a single charge.

Plea Type

27A.460 - (5), (6)

		GUILTY	NOT GUILTY	UNKNOWN PLEA TYPE	TOTAL
Felony Charges	Original_Plea	32 6.90%	247 53.23%	185 39.87%	464 100.00%
	Final_Plea	250 53.88%	29 6.25%	185 39.87%	464 100.00%
Felony amended to Non-Felony	Original_Plea	-	8 38.10%	13 61.90%	21 100.00%
	Final_Plea	-	8 38.10%	13 61.90%	21 100.00%

27A.460 (5) Percentage of pleas as charges;

27A.460 (6) Percentage of pleas to reduce charges;

ADMINISTRATIVE OFFICE OF THE COURTS

Research & Statistics

Annual Report FY 2021

Circuit Court - "Felony" Criminal Cases

FLOYD

Cases can have multiple charges which are heard either by a court trial, jury trial, no trial or by a combination of trial types. Depending upon the seriousness of the offense and the consequences of a guilty verdict, defendants in criminal cases have the constitutional right to a jury of their peers. In a jury trial, the Judge decides questions of law, and the jury decides whether the defendant is guilty or not guilty on each of the offense(s) charged. In a court trial, the judge decides questions of law and decides if guilty or not guilty on each offense(s) charges. The cases are categorized by how all the charges within the case were disposed. If all charges were disposed by the same trial type, it's counted in the separate category, otherwise, it's counted within the "Mixed Trial" category. If a charge had a nothing entered or it had "no trial" it's counted in the "No Trial" category.

Cases by Trial Type	27A.460 - (7), (8), (9), (10)	NO TRIAL	Total
Felony Amended Down to Non-Felony		19 100.00%	19 100.00%
Felony Charges		232 100.00%	232 100.00%
Felony Convictions		130 100.00%	130 100.00%

*27A.460 (7) Percentage of disposition to guilty as charged by trial;
 27A.460 (8) Percentage of those found guilty of lesser charge by trial;
 27A.460 (9) Percentage of cases where jury trial taken;
 27A.460 (10) Percentage of trials which are bench (court) trials; and*

**Shock Probation by
Disposition Type**

	27A.440 (3b)	Denied	Total
0026090 SHOCK PROBATION IN FELONY CONVICTIONS		2 100.00%	2 100.0000%

27A.440 (3) Cases in which shock probation has been granted:
 (b) Extracted data on shock probation shall be placed in the annual report of the Administrative Office of the Courts.

ADMINISTRATIVE OFFICE OF THE COURTS

Research & Statistics

Annual Report FY 2021

Circuit Court - "Felony" Criminal Cases

FRANKLIN

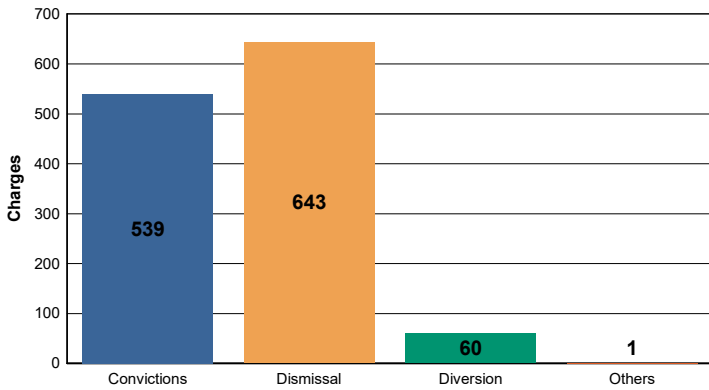
There were 1,243 felony level offenses and 100 non-felony level offenses disposed within 401 circuit criminal cases during the fiscal year. Non-felony offenses include misdemeanor, violation, local ordinance or other level offense(s) within those cases.

	Charges	Cases
Felony	1,243	401
Felony amended to Non-Felony	100	

Of those 1,243 felony offenses, 539 (43.36%) were convicted; were acquitted (%); and 643 (51.73%) were dismissed.

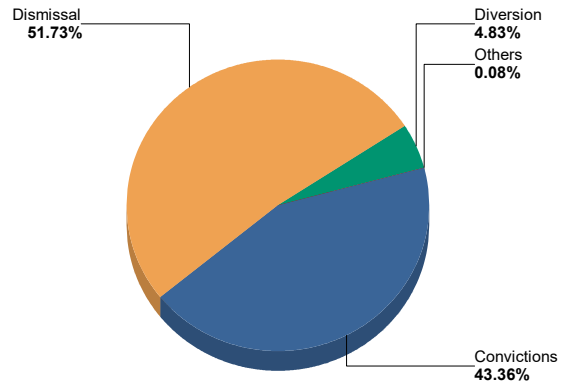
Felony Charges by Disposition Type

27A.460 - (1), (3), (4)



Percent of Charges by Disposition Type

27A.460 - (1), (3), (4)



27A.460 (1) Conviction percentages;

27A.460 (3) Percentage of acquittals;

27A.460(4) Percentage of dismissals;

* "Others" disposition type include: Denied, Extradition, Grand Jury, Granted, Hung Jury, Merged, Mistrial, No Action Taken By Grand Jury, Other, Pardon - Prior to Adjudication Only, Peace Bond, Remanded, Set Aside/Voided, Sealed Records, Transfer, Drug Court Transfer, Vacated Judgment

ADMINISTRATIVE OFFICE OF THE COURTS

Research & Statistics

Annual Report FY 2021

Circuit Court - "Felony" Criminal Cases

FRANKLIN

Sentence Information by Charge Disposition Type

27A.460 - (2)	Sentence Records	Jail or Prison Conditionally Discharged	Jail or Prison Suspended	Jail or Prison Time > 0	Net Costs > \$0.00	Net Fines > \$0.00	Net Home Incarceration Time	Net Home Incarceration Time Suspended	Net Probation Time Supervised	Net Probation Time Unsupervised	Net Suspended Costs > \$0.00	Net Suspended Fines > \$0.00	Other Conditions
Convicted	513		333	512	152	3			83	5			12
			64.91%	99.81%	29.63%	0.58%			16.18%	0.97%			2.34%
Dismissed	33		8	8	8	1			1	6			3
			24.24%	24.24%	24.24%	3.03%			3.03%	18.18%			9.09%
Diverted	4				3								
					75.00%								
Others	1		1	1									
			100.00%	100.00%									
	551		342	521	163	4			84	11			15

27A.460 (2) Percentages of fines, imprisonment, or other penalty assessment;

* Percentages are based on total sentence records per category (convicted, acquitted...etc)

* There can be multiple sentence conditions to a single charge.

Plea Type

27A.460 - (5), (6)

		GUILTY	NOT GUILTY	UNKNOWN PLEA TYPE	TOTAL
Felony Charges	Original_Plea	3	528	712	1,243
		0.24%	42.48%	57.28%	100.00%
	Final_Plea	531	-	712	1,243
		42.72%	0.00%	57.28%	100.00%
Felony amended to Non-Felony	Original_Plea	-	2	98	100
		0.00%	2.00%	98.00%	100.00%
	Final_Plea	2	-	98	100
		2.00%	0.00%	98.00%	100.00%

27A.460 (5) Percentage of pleas as charges;

27A.460 (6) Percentage of pleas to reduce charges;

ADMINISTRATIVE OFFICE OF THE COURTS

Research & Statistics

Annual Report FY 2021

Circuit Court - "Felony" Criminal Cases

FRANKLIN

Cases can have multiple charges which are heard either by a court trial, jury trial, no trial or by a combination of trial types. Depending upon the seriousness of the offense and the consequences of a guilty verdict, defendants in criminal cases have the constitutional right to a jury of their peers. In a jury trial, the Judge decides questions of law, and the jury decides whether the defendant is guilty or not guilty on each of the offense(s) charged. In a court trial, the judge decides questions of law and decides if guilty or not guilty on each offense(s) charges. The cases are categorized by how all the charges within the case were disposed. If all charges were disposed by the same trial type, it's counted in the separate category, otherwise, it's counted within the "Mixed Trial" category. If a charge had a nothing entered or it had "no trial" it's counted in the "No Trial" category.

Cases by Trial Type	27A.460 - (7), (8), (9), (10)	NO TRIAL	Total
Felony Amended Down to Non-Felony	72	72	72
	100.00%	100.00%	
Felony Charges	401	401	401
	100.00%	100.00%	
Felony Convictions	248	248	248
	100.00%	100.00%	

*27A.460 (7) Percentage of disposition to guilty as charged by trial;
 27A.460 (8) Percentage of those found guilty of lesser charge by trial;
 27A.460 (9) Percentage of cases where jury trial taken;
 27A.460 (10) Percentage of trials which are bench (court) trials; and*

**Shock Probation by
Disposition Type**

	27A.440 (3b)	Denied	Granted	Others	Total
0026090 SHOCK PROBATION IN FELONY CONVICTIONS		5	38	4	47
		10.64%	80.85%	8.51%	100.0000%

27A.440 (3) Cases in which shock probation has been granted:
 (b) Extracted data on shock probation shall be placed in the annual report of the Administrative Office of the Courts.

ADMINISTRATIVE OFFICE OF THE COURTS

Research & Statistics

Annual Report FY 2021

Circuit Court - "Felony" Criminal Cases

FULTON

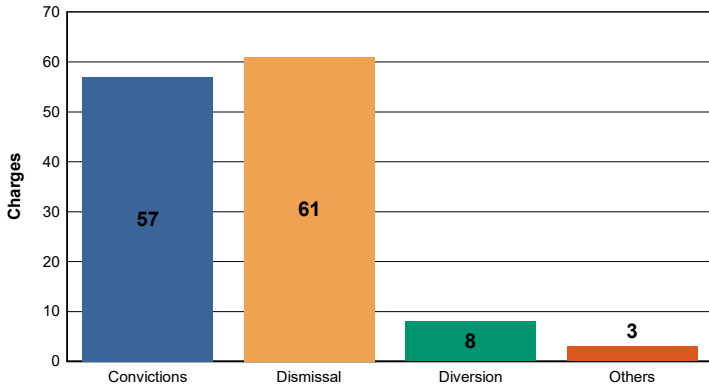
There were 129 felony level offenses and 10 non-felony level offenses disposed within 75 circuit criminal cases during the fiscal year. Non-felony offenses include misdemeanor, violation, local ordinance or other level offense(s) within those cases.

	Charges	Cases
Felony	129	75
Felony amended to Non-Felony	10	

Of those 129 felony offenses, 57 (44.19%) were convicted; were acquitted (%); and 61 (47.29%) were dismissed.

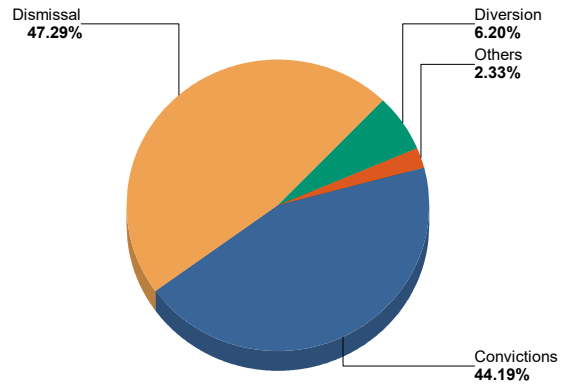
Felony Charges by Disposition Type

27A.460 - (1), (3), (4)



Percent of Charges by Disposition Type

27A.460 - (1), (3), (4)



27A.460 (1) Conviction percentages;

27A.460 (3) Percentage of acquittals;

27A.460(4) Percentage of dismissals;

* "Others" disposition type include: Denied, Extradition, Grand Jury, Granted, Hung Jury, Merged, Mistrial, No Action Taken By Grand Jury, Other, Pardon - Prior to Adjudication Only, Peace Bond, Remanded, Set Aside/Voided, Sealed Records, Transfer, Drug Court Transfer, Vacated Judgment

ADMINISTRATIVE OFFICE OF THE COURTS

Research & Statistics

Annual Report FY 2021

Circuit Court - "Felony" Criminal Cases

FULTON

Sentence Information by Charge Disposition Type

27A.460 - (2)	Sentence Records	Jail or Prison Conditionally Discharged	Jail or Prison Suspended	Jail or Prison Time > 0	Net Costs > \$0.00	Net Fines > \$0.00	Net Home Incarceration Time	Net Home Incarceration Time Suspended	Net Probation Time Supervised	Net Probation Time Unsupervised	Net Suspended Costs > \$0.00	Net Suspended Fines > \$0.00	Other Conditions
Convicted	57	1 1.75%	42 73.68%	57 100.00%	39 68.42%	-	-	-	38 66.67%	-	-	-	35 61.40%
Dismissed	1	-	-	-	1 100.00%	-	-	-	-	-	-	-	-
Diverted	1	-	-	-	1 100.00%	-	-	-	-	-	-	-	-
	59	1	42	57	41	-	-	-	38	-	-	-	35

27A.460 (2) Percentages of fines, imprisonment, or other penalty assessment;

* Percentages are based on total sentence records per category (convicted, acquitted...etc)

* There can be multiple sentence conditions to a single charge.

Plea Type

27A.460 - (5), (6)		GUILTY	NOT GUILTY	UNKNOWN PLEA TYPE	TOTAL
Felony Charges	Original_Plea	36 27.91%	55 42.64%	38 29.46%	129 100.00%
	Final_Plea	54 41.86%	37 28.68%	38 29.46%	129 100.00%
Felony amended to Non-Felony	Original_Plea	-	4 40.00%	6 60.00%	10 100.00%
	Final_Plea	-	4 40.00%	6 60.00%	10 100.00%

27A.460 (5) Percentage of pleas as charges;

27A.460 (6) Percentage of pleas to reduce charges;

ADMINISTRATIVE OFFICE OF THE COURTS

Research & Statistics

Annual Report FY 2021

Circuit Court - "Felony" Criminal Cases

FULTON

Cases can have multiple charges which are heard either by a court trial, jury trial, no trial or by a combination of trial types. Depending upon the seriousness of the offense and the consequences of a guilty verdict, defendants in criminal cases have the constitutional right to a jury of their peers. In a jury trial, the Judge decides questions of law, and the jury decides whether the defendant is guilty or not guilty on each of the offense(s) charged. In a court trial, the judge decides questions of law and decides if guilty or not guilty on each offense(s) charges. The cases are categorized by how all the charges within the case were disposed. If all charges were disposed by the same trial type, it's counted in the separate category, otherwise, it's counted within the "Mixed Trial" category. If a charge had a nothing entered or it had "no trial" it's counted in the "No Trial" category.

Cases by Trial Type	27A.460 - (7), (8), (9), (10)	JURY TRIAL	NO TRIAL	Total
Felony Amended Down to Non-Felony		1 12.50%	7 87.50%	8 100.00%
Felony Charges		1 1.33%	74 98.67%	75 100.00%
Felony Convictions		1 2.13%	46 97.87%	47 100.00%

*27A.460 (7) Percentage of disposition to guilty as charged by trial;
 27A.460 (8) Percentage of those found guilty of lesser charge by trial;
 27A.460 (9) Percentage of cases where jury trial taken;
 27A.460 (10) Percentage of trials which are bench (court) trials; and*

**Shock Probation by
Disposition Type**

	27A.440 (3b)	Denied	Granted	Total
0026090 SHOCK PROBATION IN FELONY CONVICTIONS		24 80.00%	6 20.00%	30 100.0000%

27A.440 (3) Cases in which shock probation has been granted:
 (b) Extracted data on shock probation shall be placed in the annual report of the Administrative Office of the Courts.

ADMINISTRATIVE OFFICE OF THE COURTS

Research & Statistics

Annual Report FY 2021

Circuit Court - "Felony" Criminal Cases

GALLATIN

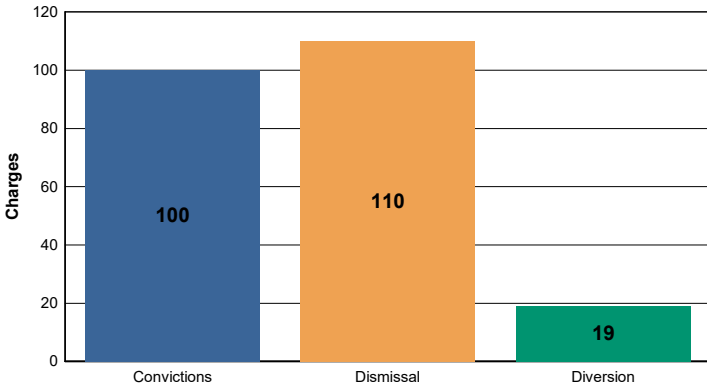
There were 229 felony level offenses and 15 non-felony level offenses disposed within 162 circuit criminal cases during the fiscal year. Non-felony offenses include misdemeanor, violation, local ordinance or other level offense(s) within those cases.

	Charges	Cases
Felony	229	162
Felony amended to Non-Felony	15	

Of those 229 felony offenses, 100 (43.67%) were convicted; were acquitted (%); and 110 (48.03%) were dismissed.

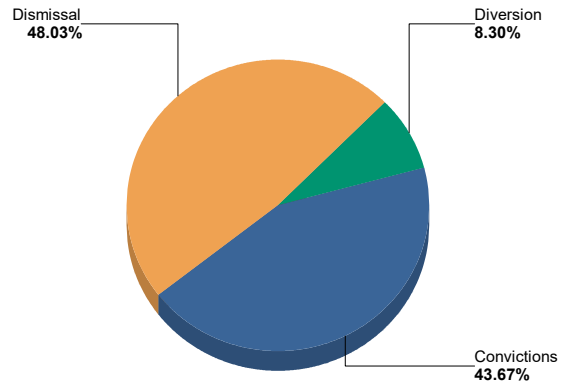
Felony Charges by Disposition Type

27A.460 - (1), (3), (4)



Percent of Charges by Disposition Type

27A.460 - (1), (3), (4)



27A.460 (1) Conviction percentages;

27A.460 (3) Percentage of acquittals;

27A.460(4) Percentage of dismissals;

* "Others" disposition type include: Denied, Extradition, Grand Jury, Granted, Hung Jury, Merged, Mistrial, No Action Taken By Grand Jury, Other, Pardon - Prior to Adjudication Only, Peace Bond, Remanded, Set Aside/Voided, Sealed Records, Transfer, Drug Court Transfer, Vacated Judgment

ADMINISTRATIVE OFFICE OF THE COURTS

Research & Statistics

Annual Report FY 2021

Circuit Court - "Felony" Criminal Cases

GALLATIN

Sentence Information by Charge Disposition Type

27A.460 - (2)	Sentence Records	Jail or Prison Conditionally Discharged	Jail or Prison Suspended	Jail or Prison Time > 0	Net Costs > \$0.00	Net Fines > \$0.00	Net Home Incarceration Time	Net Home Incarceration Time Suspended	Net Probation Time Supervised	Net Probation Time Unsupervised	Net Suspended Costs > \$0.00	Net Suspended Fines > \$0.00	Other Conditions
Convicted	100	1 1.00%	81 81.00%	100 100.00%	51 51.00%	2 2.00%			1 1.00%		1 1.00%		3 3.00%
Dismissed	12	1 8.33%	5 41.67%	6 50.00%	6 50.00%	3 25.00%			1 8.33%	3 25.00%			
Diverted	7				7 100.00%								2 28.57%
	119	2	86	106	64	5			2	3	1		5

27A.460 (2) Percentages of fines, imprisonment, or other penalty assessment;

* Percentages are based on total sentence records per category (convicted, acquitted...etc)

* There can be multiple sentence conditions to a single charge.

Plea Type

Plea Type	27A.460 - (5), (6)	GUILTY	NOT GUILTY	UNKNOWN PLEA TYPE	TOTAL
Felony Charges	Original_Plea	-	11 4.80%	218 95.20%	229 100.00%
	Final_Plea	10 4.37%	1 0.44%	218 95.20%	229 100.00%
Felony amended to Non-Felony	Original_Plea	-	-	15 100.00%	15 100.00%
	Final_Plea	-	-	15 100.00%	15 100.00%

27A.460 (5) Percentage of pleas as charges;

27A.460 (6) Percentage of pleas to reduce charges;

ADMINISTRATIVE OFFICE OF THE COURTS

Research & Statistics

Annual Report FY 2021

Circuit Court - "Felony" Criminal Cases

GALLATIN

Cases can have multiple charges which are heard either by a court trial, jury trial, no trial or by a combination of trial types. Depending upon the seriousness of the offense and the consequences of a guilty verdict, defendants in criminal cases have the constitutional right to a jury of their peers. In a jury trial, the Judge decides questions of law, and the jury decides whether the defendant is guilty or not guilty on each of the offense(s) charged. In a court trial, the judge decides questions of law and decides if guilty or not guilty on each offense(s) charges. The cases are categorized by how all the charges within the case were disposed. If all charges were disposed by the same trial type, it's counted in the separate category, otherwise, it's counted within the "Mixed Trial" category. If a charge had a nothing entered or it had "no trial" it's counted in the "No Trial" category.

Cases by Trial Type	27A.460 - (7), (8), (9), (10)	JURY TRIAL	NO TRIAL	Total
Felony Amended Down to Non-Felony		-	15 100.00%	15 100.00%
Felony Charges		1 0.62%	162 100.00%	163 100.62%
Felony Convictions		1 1.11%	90 100.00%	91 101.11%

*27A.460 (7) Percentage of disposition to guilty as charged by trial;
 27A.460 (8) Percentage of those found guilty of lesser charge by trial;
 27A.460 (9) Percentage of cases where jury trial taken;
 27A.460 (10) Percentage of trials which are bench (court) trials; and*

**Shock Probation by
Disposition Type**

	27A.440 (3b)	Denied	Granted	Total
0026090 SHOCK PROBATION IN FELONY CONVICTIONS		11 91.67%	1 8.33%	12 100.0000%

27A.440 (3) Cases in which shock probation has been granted:
 (b) Extracted data on shock probation shall be placed in the annual report of the Administrative Office of the Courts.

ADMINISTRATIVE OFFICE OF THE COURTS

Research & Statistics

Annual Report FY 2021

Circuit Court - "Felony" Criminal Cases

GARRARD

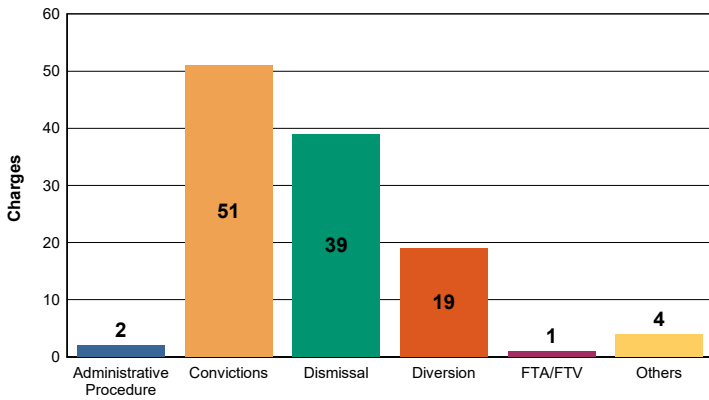
There were 116 felony level offenses and 4 non-felony level offenses disposed within 57 circuit criminal cases during the fiscal year. Non-felony offenses include misdemeanor, violation, local ordinance or other level offense(s) within those cases.

	Charges	Cases
Felony	116	57
Felony amended to Non-Felony	4	

Of those 116 felony offenses, 51 (43.97%) were convicted; 39 (33.62%) were dismissed; and 26 (22.41%) were acquitted.

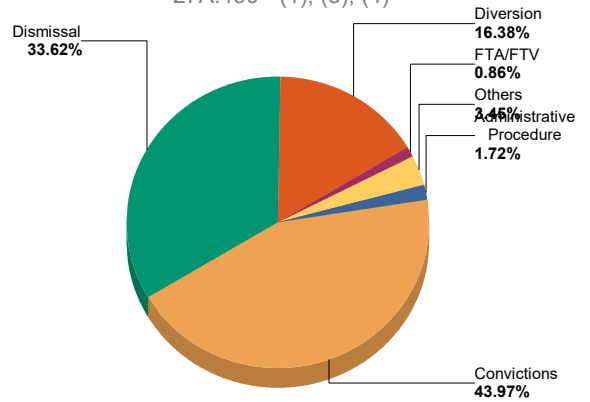
Felony Charges by Disposition Type

27A.460 - (1), (3), (4)



Percent of Charges by Disposition Type

27A.460 - (1), (3), (4)



27A.460 (1) Conviction percentages;

27A.460 (3) Percentage of acquittals;

27A.460(4) Percentage of dismissals;

* "Others" disposition type include: Denied, Extradition, Grand Jury, Granted, Hung Jury, Merged, Mistrial, No Action Taken By Grand Jury, Other, Pardon - Prior to Adjudication Only, Peace Bond, Remanded, Set Aside/Voided, Sealed Records, Transfer, Drug Court Transfer, Vacated Judgment

ADMINISTRATIVE OFFICE OF THE COURTS

Research & Statistics

Annual Report FY 2021

Circuit Court - "Felony" Criminal Cases

GARRARD

Sentence Information by Charge Disposition Type

27A.460 - (2)	Sentence Records	Jail or Prison Conditionally Discharged	Jail or Prison Suspended	Jail or Prison Time > 0	Net Costs > \$0.00	Net Fines > \$0.00	Net Home Incarceration Time	Net Home Incarceration Time Suspended	Net Probation Time Supervised	Net Probation Time Unsupervised	Net Suspended Costs > \$0.00	Net Suspended Fines > \$0.00	Other Conditions
Convicted	51		23 45.10%	51 100.00%	15 29.41%				23 45.10%				12 23.53%
Others	3			3 100.00%									
	54		23	54	15				23				12

27A.460 (2) Percentages of fines, imprisonment, or other penalty assessment;

* Percentages are based on total sentence records per category (convicted, acquitted...etc)

* There can be multiple sentence conditions to a single charge.

Plea Type

27A.460 - (5), (6)		GUILTY	NOT GUILTY	UNKNOWN PLEA TYPE	TOTAL
Felony Charges	Original_Plea	1 0.86%	1 0.86%	114 98.28%	116 100.00%
	Final_Plea	1 0.86%	1 0.86%	114 98.28%	116 100.00%
Felony amended to Non-Felony	Original_Plea	-	1 25.00%	3 75.00%	4 100.00%
	Final_Plea	-	1 25.00%	3 75.00%	4 100.00%

27A.460 (5) Percentage of pleas as charges;

27A.460 (6) Percentage of pleas to reduce charges;

ADMINISTRATIVE OFFICE OF THE COURTS

Research & Statistics

Annual Report FY 2021

Circuit Court - "Felony" Criminal Cases

GARRARD

Cases can have multiple charges which are heard either by a court trial, jury trial, no trial or by a combination of trial types. Depending upon the seriousness of the offense and the consequences of a guilty verdict, defendants in criminal cases have the constitutional right to a jury of their peers. In a jury trial, the Judge decides questions of law, and the jury decides whether the defendant is guilty or not guilty on each of the offense(s) charged. In a court trial, the judge decides questions of law and decides if guilty or not guilty on each offense(s) charges. The cases are categorized by how all the charges within the case were disposed. If all charges were disposed by the same trial type, it's counted in the separate category, otherwise, it's counted within the "Mixed Trial" category. If a charge had a nothing entered or it had "no trial" it's counted in the "No Trial" category.

Cases by Trial Type	27A.460 - (7), (8), (9), (10)	NO TRIAL	Total
Felony Amended Down to Non-Felony		4 100.00%	4 100.00%
Felony Charges		57 100.00%	57 100.00%
Felony Convictions		26 100.00%	26 100.00%

*27A.460 (7) Percentage of disposition to guilty as charged by trial;
 27A.460 (8) Percentage of those found guilty of lesser charge by trial;
 27A.460 (9) Percentage of cases where jury trial taken;
 27A.460 (10) Percentage of trials which are bench (court) trials; and*

**Shock Probation by
Disposition Type**

	27A.440 (3b)	Denied	Granted	Total
0026090 SHOCK PROBATION IN FELONY CONVICTIONS		1 33.33%	2 66.67%	3 100.0000%

27A.440 (3) Cases in which shock probation has been granted:
 (b) Extracted data on shock probation shall be placed in the annual report of the Administrative Office of the Courts.

ADMINISTRATIVE OFFICE OF THE COURTS

Research & Statistics

Annual Report FY 2021

Circuit Court - "Felony" Criminal Cases

GRANT

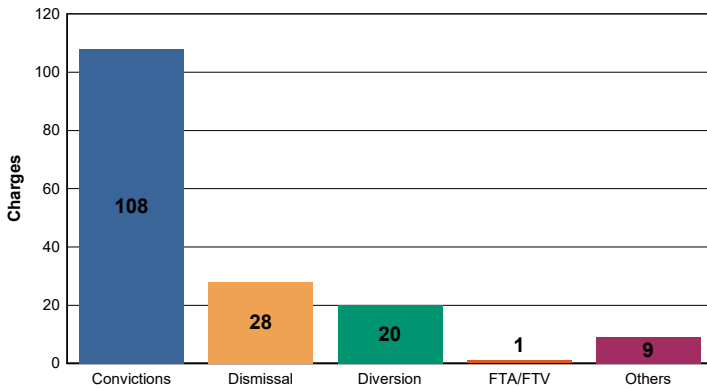
There were 166 felony level offenses and 2 non-felony level offenses disposed within 122 circuit criminal cases during the fiscal year. Non-felony offenses include misdemeanor, violation, local ordinance or other level offense(s) within those cases.

	Charges	Cases
Felony	166	122
Felony amended to Non-Felony	2	

Of those 166 felony offenses, 108 (65.06%) were convicted; were acquitted (%); and 28 (16.87%) were dismissed.

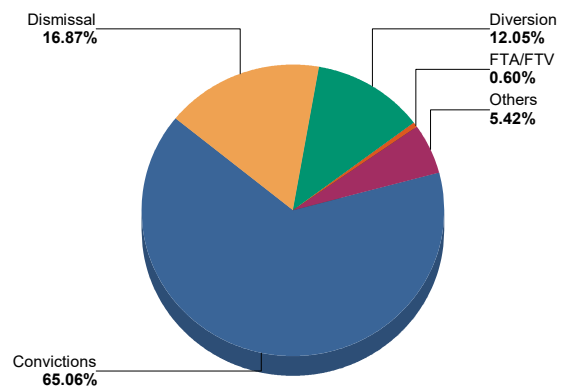
Felony Charges by Disposition Type

27A.460 - (1), (3), (4)



Percent of Charges by Disposition Type

27A.460 - (1), (3), (4)



27A.460 (1) Conviction percentages;

27A.460 (3) Percentage of acquittals;

27A.460(4) Percentage of dismissals;

* "Others" disposition type include: Denied, Extradition, Grand Jury, Granted, Hung Jury, Merged, Mistrial, No Action Taken By Grand Jury, Other, Pardon - Prior to Adjudication Only, Peace Bond, Remanded, Set Aside/Voided, Sealed Records, Transfer, Drug Court Transfer, Vacated Judgment

ADMINISTRATIVE OFFICE OF THE COURTS

Research & Statistics

Annual Report FY 2021

Circuit Court - "Felony" Criminal Cases

GRANT

Sentence Information by Charge Disposition Type

27A.460 - (2)	Sentence Records	Jail or Prison Conditionally Discharged	Jail or Prison Suspended	Jail or Prison Time > 0	Net Costs > \$0.00	Net Fines > \$0.00	Net Home Incarceration Time	Net Home Incarceration Time Suspended	Net Probation Time Supervised	Net Probation Time Unsupervised	Net Suspended Costs > \$0.00	Net Suspended Fines > \$0.00	Other Conditions
Convicted	108	1 0.93%	50 46.30%	107 99.07%	60 55.56%	22 20.37%	1 0.93%		1 0.93%	2 1.85%		7 6.48%	56 51.85%
Others	4		1 25.00%	4 100.00%	3 75.00%	3 75.00%						1 25.00%	3 75.00%
	112	1	51	111	63	25	1		1	2		8	59

27A.460 (2) Percentages of fines, imprisonment, or other penalty assessment;

* Percentages are based on total sentence records per category (convicted, acquitted...etc)

* There can be multiple sentence conditions to a single charge.

Plea Type

27A.460 - (5), (6)		GUILTY	NOT GUILTY	UNKNOWN PLEA TYPE	TOTAL
Felony Charges	Original_Plea	31 18.67%	76 45.78%	59 35.54%	166 100.00%
	Final_Plea	106 63.86%	1 0.60%	59 35.54%	166 100.00%
Felony amended to Non-Felony	Original_Plea	-	-	2 100.00%	2 100.00%
	Final_Plea	-	-	2 100.00%	2 100.00%

27A.460 (5) Percentage of pleas as charges;

27A.460 (6) Percentage of pleas to reduce charges;

ADMINISTRATIVE OFFICE OF THE COURTS

Research & Statistics

Annual Report FY 2021

Circuit Court - "Felony" Criminal Cases

GRANT

Cases can have multiple charges which are heard either by a court trial, jury trial, no trial or by a combination of trial types. Depending upon the seriousness of the offense and the consequences of a guilty verdict, defendants in criminal cases have the constitutional right to a jury of their peers. In a jury trial, the Judge decides questions of law, and the jury decides whether the defendant is guilty or not guilty on each of the offense(s) charged. In a court trial, the judge decides questions of law and decides if guilty or not guilty on each offense(s) charges. The cases are categorized by how all the charges within the case were disposed. If all charges were disposed by the same trial type, it's counted in the separate category, otherwise, it's counted within the "Mixed Trial" category. If a charge had a nothing entered or it had "no trial" it's counted in the "No Trial" category.

Cases by Trial Type	27A.460 - (7), (8), (9), (10)	JURY TRIAL	NO TRIAL	Total
Felony Amended Down to Non-Felony		-	2 100.00%	2 100.00%
Felony Charges		1 0.82%	121 99.18%	122 100.00%
Felony Convictions		1 1.28%	77 98.72%	78 100.00%

*27A.460 (7) Percentage of disposition to guilty as charged by trial;
 27A.460 (8) Percentage of those found guilty of lesser charge by trial;
 27A.460 (9) Percentage of cases where jury trial taken;
 27A.460 (10) Percentage of trials which are bench (court) trials; and*

**Shock Probation by
Disposition Type**

	27A.440 (3b)	Denied	Vacated	With drawn	Total
0026090 SHOCK PROBATION IN FELONY CONVICTIONS		15 83.33%	2 11.11%	1 5.56%	18 100.0000%

27A.440 (3) Cases in which shock probation has been granted:
 (b) Extracted data on shock probation shall be placed in the annual report of the Administrative Office of the Courts.

ADMINISTRATIVE OFFICE OF THE COURTS

Research & Statistics

Annual Report FY 2021

Circuit Court - "Felony" Criminal Cases

GRAVES

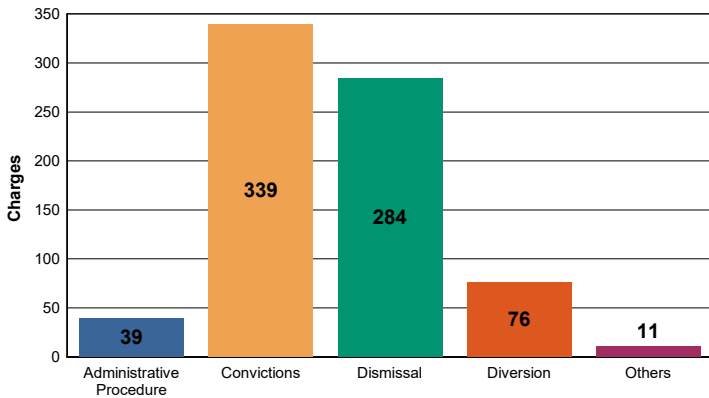
There were 749 felony level offenses and 21 non-felony level offenses disposed within 351 circuit criminal cases during the fiscal year. Non-felony offenses include misdemeanor, violation, local ordinance or other level offense(s) within those cases.

	Charges	Cases
Felony	749	351
Felony amended to Non-Felony	21	

Of those 749 felony offenses, 339 (45.26%) were convicted; were acquitted (%); and 284 (37.92%) were dismissed.

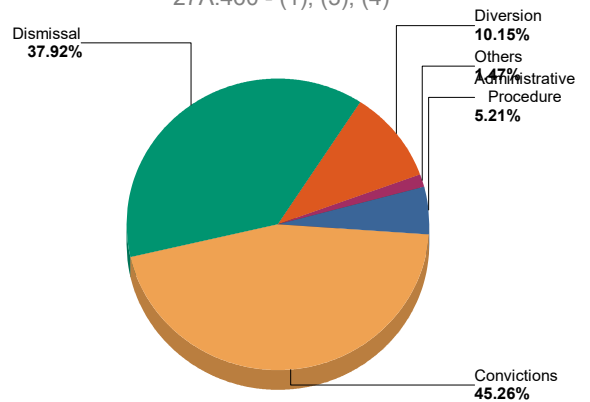
Felony Charges by Disposition Type

27A.460 - (1), (3), (4)



Percent of Charges by Disposition Type

27A.460 - (1), (3), (4)



27A.460 (1) Conviction percentages;

27A.460 (3) Percentage of acquittals;

27A.460(4) Percentage of dismissals;

* "Others" disposition type include: Denied, Extradition, Grand Jury, Granted, Hung Jury, Merged, Mistrial, No Action Taken By Grand Jury, Other, Pardon - Prior to Adjudication Only, Peace Bond, Remanded, Set Aside/Voided, Sealed Records, Transfer, Drug Court Transfer, Vacated Judgment

ADMINISTRATIVE OFFICE OF THE COURTS

Research & Statistics

Annual Report FY 2021

Circuit Court - "Felony" Criminal Cases

GRAVES

Sentence Information by Charge Disposition Type

27A.460 - (2)	Sentence Records	Jail or Prison Conditionally Discharged	Jail or Prison Suspended	Jail or Prison Time > 0	Net Costs > \$0.00	Net Fines > \$0.00	Net Home Incarceration Time	Net Home Incarceration Time Suspended	Net Probation Time Supervised	Net Probation Time Unsupervised	Net Suspended Costs > \$0.00	Net Suspended Fines > \$0.00	Other Conditions
Convicted	335	2 0.60%	116 34.63%	334 99.70%	177 52.84%				116 34.63%				4 1.19%
Dismissed	6		1 16.67%	1 16.67%	4 66.67%				1 16.67%				
Diverted	35				35 100.00%								
	376	2	117	335	216				117				4

27A.460 (2) Percentages of fines, imprisonment, or other penalty assessment;

* Percentages are based on total sentence records per category (convicted, acquitted...etc)

* There can be multiple sentence conditions to a single charge.

Plea Type

Plea Type	27A.460 - (5), (6)	GUILTY	NOT GUILTY	UNKNOWN PLEA TYPE	TOTAL
Felony Charges	Original_Plea	4 0.53%	371 49.53%	374 49.93%	749 100.00%
	Final_Plea	335 44.73%	40 5.34%	374 49.93%	749 100.00%
Felony amended to Non-Felony	Original_Plea	- 0.00%	4 19.05%	17 80.95%	21 100.00%
	Final_Plea	1 4.76%	3 14.29%	17 80.95%	21 100.00%

27A.460 (5) Percentage of pleas as charges;

27A.460 (6) Percentage of pleas to reduce charges;

ADMINISTRATIVE OFFICE OF THE COURTS

Research & Statistics

Annual Report FY 2021

Circuit Court - "Felony" Criminal Cases

GRAVES

Cases can have multiple charges which are heard either by a court trial, jury trial, no trial or by a combination of trial types. Depending upon the seriousness of the offense and the consequences of a guilty verdict, defendants in criminal cases have the constitutional right to a jury of their peers. In a jury trial, the Judge decides questions of law, and the jury decides whether the defendant is guilty or not guilty on each of the offense(s) charged. In a court trial, the judge decides questions of law and decides if guilty or not guilty on each offense(s) charges. The cases are categorized by how all the charges within the case were disposed. If all charges were disposed by the same trial type, it's counted in the separate category, otherwise, it's counted within the "Mixed Trial" category. If a charge had a nothing entered or it had "no trial" it's counted in the "No Trial" category.

Cases by Trial Type	27A.460 - (7), (8), (9), (10)	JURY TRIAL	NO TRIAL	Total
Felony Amended Down to Non-Felony		-	20 100.00%	20 100.00%
Felony Charges		3 0.85%	348 99.15%	351 100.00%
Felony Convictions		3 1.61%	183 98.39%	186 100.00%

*27A.460 (7) Percentage of disposition to guilty as charged by trial;
 27A.460 (8) Percentage of those found guilty of lesser charge by trial;
 27A.460 (9) Percentage of cases where jury trial taken;
 27A.460 (10) Percentage of trials which are bench (court) trials; and*

**Shock Probation by
Disposition Type**

	27A.440 (3b)	Denied	Granted	Total
0026090 SHOCK PROBATION IN FELONY CONVICTIONS		42 64.62%	23 35.38%	65 100.0000%

27A.440 (3) Cases in which shock probation has been granted:
 (b) Extracted data on shock probation shall be placed in the annual report of the Administrative Office of the Courts.

ADMINISTRATIVE OFFICE OF THE COURTS

Research & Statistics

Annual Report FY 2021

Circuit Court - "Felony" Criminal Cases

GRAYSON

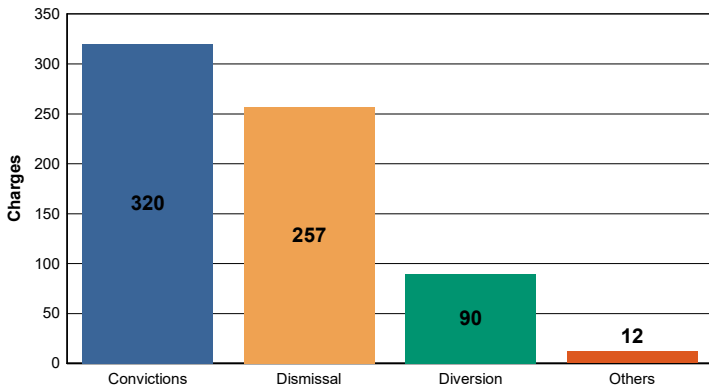
There were 679 felony level offenses and 18 non-felony level offenses disposed within 293 circuit criminal cases during the fiscal year. Non-felony offenses include misdemeanor, violation, local ordinance or other level offense(s) within those cases.

	Charges	Cases
Felony	679	293
Felony amended to Non-Felony	18	

Of those 679 felony offenses, 320 (47.13%) were convicted; were acquitted (%); and 257 (37.85%) were dismissed.

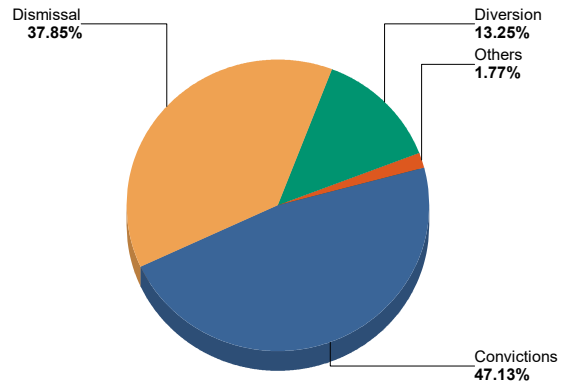
Felony Charges by Disposition Type

27A.460 - (1), (3), (4)



Percent of Charges by Disposition Type

27A.460 - (1), (3), (4)



27A.460 (1) Conviction percentages;

27A.460 (3) Percentage of acquittals;

27A.460(4) Percentage of dismissals;

* "Others" disposition type include: Denied, Extradition, Grand Jury, Granted, Hung Jury, Merged, Mistrial, No Action Taken By Grand Jury, Other, Pardon - Prior to Adjudication Only, Peace Bond, Remanded, Set Aside/Voided, Sealed Records, Transfer, Drug Court Transfer, Vacated Judgment

ADMINISTRATIVE OFFICE OF THE COURTS

Research & Statistics

Annual Report FY 2021

Circuit Court - "Felony" Criminal Cases

GRAYSON

Sentence Information by Charge Disposition Type

27A.460 - (2)	Sentence Records	Jail or Prison Conditionally Discharged	Jail or Prison Suspended	Jail or Prison Time > 0	Net Costs > \$0.00	Net Fines > \$0.00	Net Home Incarceration Time	Net Home Incarceration Time Suspended	Net Probation Time Supervised	Net Probation Time Unsupervised	Net Suspended Costs > \$0.00	Net Suspended Fines > \$0.00	Other Conditions
Convicted	286		139 48.60%	285 99.65%	15 5.24%	6 2.10%			137 47.90%	2 0.70%			
Dismissed	8			3 37.50%	8 100.00%								
Diverted	2		2 100.00%	2 100.00%					2 100.00%				
Others	5			5 100.00%	1 20.00%								1 20.00%
	301		141	295	24	6			139	2			1

27A.460 (2) Percentages of fines, imprisonment, or other penalty assessment;

* Percentages are based on total sentence records per category (convicted, acquitted...etc)

* There can be multiple sentence conditions to a single charge.

Plea Type

27A.460 - (5), (6)

		GUILTY	NOT GUILTY	UNKNOWN PLEA TYPE	TOTAL
Felony Charges	Original_Plea	3 0.44%	282 41.53%	394 58.03%	679 100.00%
	Final_Plea	284 41.83%	1 0.15%	394 58.03%	679 100.00%
Felony amended to Non-Felony	Original_Plea	-	-	18 100.00%	18 100.00%
	Final_Plea	-	-	18 100.00%	18 100.00%

27A.460 (5) Percentage of pleas as charges;

27A.460 (6) Percentage of pleas to reduce charges;

ADMINISTRATIVE OFFICE OF THE COURTS

Research & Statistics

Annual Report FY 2021

Circuit Court - "Felony" Criminal Cases

GRAYSON

Cases can have multiple charges which are heard either by a court trial, jury trial, no trial or by a combination of trial types. Depending upon the seriousness of the offense and the consequences of a guilty verdict, defendants in criminal cases have the constitutional right to a jury of their peers. In a jury trial, the Judge decides questions of law, and the jury decides whether the defendant is guilty or not guilty on each of the offense(s) charged. In a court trial, the judge decides questions of law and decides if guilty or not guilty on each offense(s) charges. The cases are categorized by how all the charges within the case were disposed. If all charges were disposed by the same trial type, it's counted in the separate category, otherwise, it's counted within the "Mixed Trial" category. If a charge had a nothing entered or it had "no trial" it's counted in the "No Trial" category.

Cases by Trial Type	27A.460 - (7), (8), (9), (10)	NO TRIAL	Total
Felony Amended Down to Non-Felony		12 100.00%	12 100.00%
Felony Charges		293 100.00%	293 100.00%
Felony Convictions		160 100.00%	160 100.00%

*27A.460 (7) Percentage of disposition to guilty as charged by trial;
 27A.460 (8) Percentage of those found guilty of lesser charge by trial;
 27A.460 (9) Percentage of cases where jury trial taken;
 27A.460 (10) Percentage of trials which are bench (court) trials; and*

**Shock Probation by
Disposition Type**

	27A.440 (3b)	Denied	Granted	Total
0026090 SHOCK PROBATION IN FELONY CONVICTIONS		18 60.00%	12 40.00%	30 100.0000%

27A.440 (3) Cases in which shock probation has been granted:
 (b) Extracted data on shock probation shall be placed in the annual report of the Administrative Office of the Courts.

ADMINISTRATIVE OFFICE OF THE COURTS

Research & Statistics

Annual Report FY 2021

Circuit Court - "Felony" Criminal Cases

GREEN

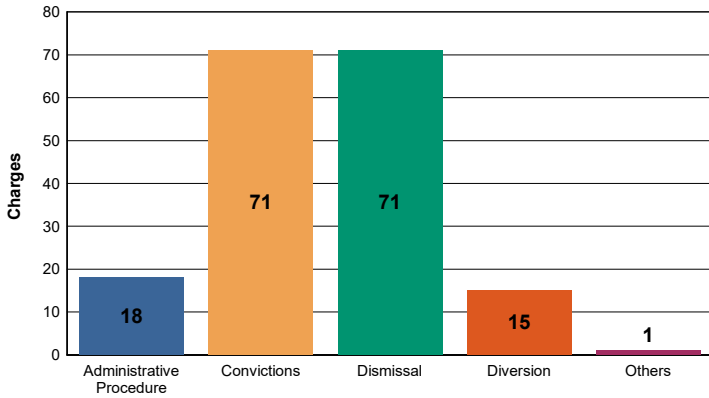
There were 176 felony level offenses and 12 non-felony level offenses disposed within 84 circuit criminal cases during the fiscal year. Non-felony offenses include misdemeanor, violation, local ordinance or other level offense(s) within those cases.

	Charges	Cases
Felony	176	84
Felony amended to Non-Felony	12	

Of those 176 felony offenses, 71 (40.34%) were convicted; were acquitted (%); and 71 (40.34%) were dismissed.

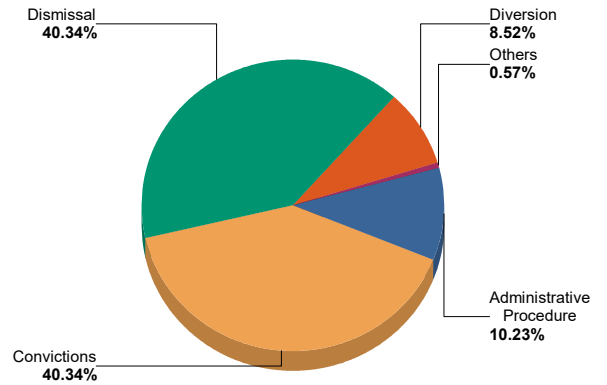
Felony Charges by Disposition Type

27A.460 - (1), (3), (4)



Percent of Charges by Disposition Type

27A.460 - (1), (3), (4)



27A.460 (1) Conviction percentages;

27A.460 (3) Percentage of acquittals;

27A.460(4) Percentage of dismissals;

* "Others" disposition type include: Denied, Extradition, Grand Jury, Granted, Hung Jury, Merged, Mistrial, No Action Taken By Grand Jury, Other, Pardon - Prior to Adjudication Only, Peace Bond, Remanded, Set Aside/Voided, Sealed Records, Transfer, Drug Court Transfer, Vacated Judgment

ADMINISTRATIVE OFFICE OF THE COURTS

Research & Statistics

Annual Report FY 2021

Circuit Court - "Felony" Criminal Cases

GREEN

Sentence Information by Charge Disposition Type

27A.460 - (2)	Sentence Records	Jail or Prison Conditionally Discharged	Jail or Prison Suspended	Jail or Prison Time > 0	Net Costs > \$0.00	Net Fines > \$0.00	Net Home Incarceration Time	Net Home Incarceration Time Suspended	Net Probation Time Supervised	Net Probation Time Unsupervised	Net Suspended Costs > \$0.00	Net Suspended Fines > \$0.00	Other Conditions
Convicted	70		55 78.57%	70 100.00%	4 5.71%				53 75.71%	2 2.86%			
Dismissed	3				3 100.00%	2 66.67%							1 33.33%
Diverted	9												
	82		55	70	7	2			53	2			1

27A.460 (2) Percentages of fines, imprisonment, or other penalty assessment;

* Percentages are based on total sentence records per category (convicted, acquitted...etc)

* There can be multiple sentence conditions to a single charge.

Plea Type

27A.460 - (5), (6)

		GUILTY	NOT GUILTY	UNKNOWN PLEA TYPE	TOTAL
Felony Charges	Original_Plea	1 0.57%	17 9.66%	158 89.77%	176 100.00%
	Final_Plea	5 2.84%	13 7.39%	158 89.77%	176 100.00%
Felony amended to Non-Felony	Original_Plea	-	-	12 100.00%	12 100.00%
	Final_Plea	-	-	12 100.00%	12 100.00%

27A.460 (5) Percentage of pleas as charges;

27A.460 (6) Percentage of pleas to reduce charges;

ADMINISTRATIVE OFFICE OF THE COURTS

Research & Statistics

Annual Report FY 2021

Circuit Court - "Felony" Criminal Cases

GREEN

Cases can have multiple charges which are heard either by a court trial, jury trial, no trial or by a combination of trial types. Depending upon the seriousness of the offense and the consequences of a guilty verdict, defendants in criminal cases have the constitutional right to a jury of their peers. In a jury trial, the Judge decides questions of law, and the jury decides whether the defendant is guilty or not guilty on each of the offense(s) charged. In a court trial, the judge decides questions of law and decides if guilty or not guilty on each offense(s) charges. The cases are categorized by how all the charges within the case were disposed. If all charges were disposed by the same trial type, it's counted in the separate category, otherwise, it's counted within the "Mixed Trial" category. If a charge had a nothing entered or it had "no trial" it's counted in the "No Trial" category.

Cases by Trial Type	27A.460 - (7), (8), (9), (10)	JURY TRIAL	NO TRIAL	Total
Felony Amended Down to Non-Felony		-	7 100.00%	7 100.00%
Felony Charges		1 1.19%	83 98.81%	84 100.00%
Felony Convictions		1 2.94%	33 97.06%	34 100.00%

*27A.460 (7) Percentage of disposition to guilty as charged by trial;
 27A.460 (8) Percentage of those found guilty of lesser charge by trial;
 27A.460 (9) Percentage of cases where jury trial taken;
 27A.460 (10) Percentage of trials which are bench (court) trials; and*

**Shock Probation by
Disposition Type**

	27A.440 (3b)	Denied	Total
0026090 SHOCK PROBATION IN FELONY CONVICTIONS		8 100.00%	8 100.0000%

27A.440 (3) Cases in which shock probation has been granted:
 (b) Extracted data on shock probation shall be placed in the annual report of the Administrative Office of the Courts.

ADMINISTRATIVE OFFICE OF THE COURTS

Research & Statistics

Annual Report FY 2021

Circuit Court - "Felony" Criminal Cases

GREENUP

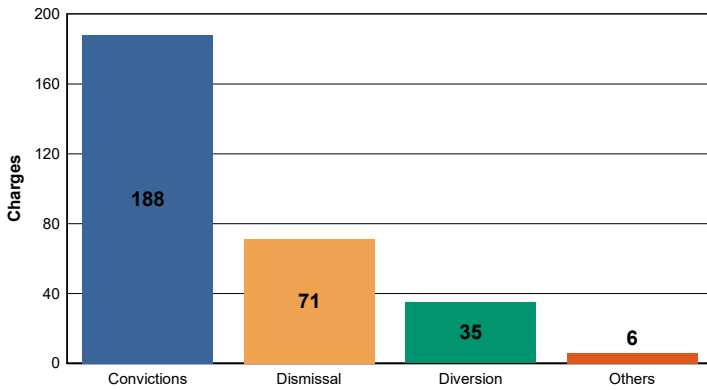
There were 300 felony level offenses and 0 non-felony level offenses disposed within 198 circuit criminal cases during the fiscal year. Non-felony offenses include misdemeanor, violation, local ordinance or other level offense(s) within those cases.

	Charges	Cases
Felony	300	198
Felony amended to Non-Felony	0	

Of those 300 felony offenses, 188 (62.67%) were convicted; were acquitted (%); and 71 (23.67%) were dismissed.

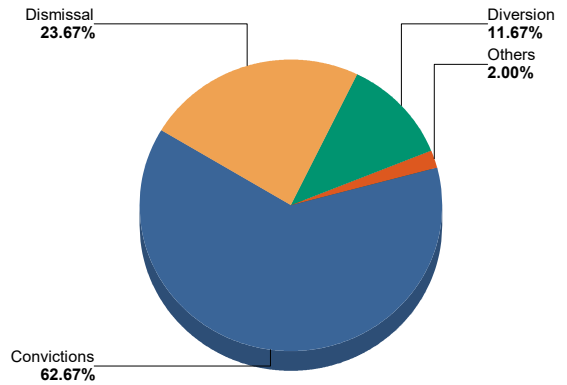
Felony Charges by Disposition Type

27A.460 - (1), (3), (4)



Percent of Charges by Disposition Type

27A.460 - (1), (3), (4)



27A.460 (1) Conviction percentages;

27A.460 (3) Percentage of acquittals;

27A.460(4) Percentage of dismissals;

* "Others" disposition type include: Denied, Extradition, Grand Jury, Granted, Hung Jury, Merged, Mistrial, No Action Taken By Grand Jury, Other, Pardon - Prior to Adjudication Only, Peace Bond, Remanded, Set Aside/Voided, Sealed Records, Transfer, Drug Court Transfer, Vacated Judgment

ADMINISTRATIVE OFFICE OF THE COURTS

Research & Statistics

Annual Report FY 2021

Circuit Court - "Felony" Criminal Cases

GREENUP

Sentence Information by Charge Disposition Type

27A.460 - (2)	Sentence Records	Jail or Prison Conditionally Discharged	Jail or Prison Suspended	Jail or Prison Time > 0	Net Costs > \$0.00	Net Fines > \$0.00	Net Home Incarceration Time	Net Home Incarceration Time Suspended	Net Probation Time Supervised	Net Probation Time Unsupervised	Net Suspended Costs > \$0.00	Net Suspended Fines > \$0.00	Other Conditions
Convicted	178		67 37.64%	178 100.00%	118 66.29%				61 34.27%	5 2.81%			37 20.79%
Dismissed	3		2 66.67%	2 66.67%	2 66.67%				1 33.33%	1 33.33%			
	181		69	180	120				62	6			37

27A.460 (2) Percentages of fines, imprisonment, or other penalty assessment;

* Percentages are based on total sentence records per category (convicted, acquitted...etc)

* There can be multiple sentence conditions to a single charge.

Plea Type

27A.460 - (5), (6)

		GUILTY	NOT GUILTY	UNKNOWN PLEA TYPE	TOTAL
Felony Charges	Original_Plea	-	153 51.00%	147 49.00%	300 100.00%
	Final_Plea	153 51.00%	-	147 49.00%	300 100.00%

27A.460 (5) Percentage of pleas as charges;

27A.460 (6) Percentage of pleas to reduce charges;

ADMINISTRATIVE OFFICE OF THE COURTS

Research & Statistics

Annual Report FY 2021

Circuit Court - "Felony" Criminal Cases

GREENUP

Cases can have multiple charges which are heard either by a court trial, jury trial, no trial or by a combination of trial types. Depending upon the seriousness of the offense and the consequences of a guilty verdict, defendants in criminal cases have the constitutional right to a jury of their peers. In a jury trial, the Judge decides questions of law, and the jury decides whether the defendant is guilty or not guilty on each of the offense(s) charged. In a court trial, the judge decides questions of law and decides if guilty or not guilty on each offense(s) charges. The cases are categorized by how all the charges within the case were disposed. If all charges were disposed by the same trial type, it's counted in the separate category, otherwise, it's counted within the "Mixed Trial" category. If a charge had a nothing entered or it had "no trial" it's counted in the "No Trial" category.

Cases by Trial Type	27A.460 - (7), (8), (9), (10)	NO TRIAL	Total
Felony Charges		198 100.00%	198 100.00%
Felony Convictions		121 100.00%	121 100.00%

27A.460 (7) Percentage of disposition to guilty as charged by trial;
 27A.460 (8) Percentage of those found guilty of lesser charge by trial;
 27A.460 (9) Percentage of cases where jury trial taken;
 27A.460 (10) Percentage of trials which are bench (court) trials; and

**Shock Probation by
Disposition Type**

	27A.440 (3b)	Denied	Granted	Total
0026090 SHOCK PROBATION IN FELONY CONVICTIONS		13 81.25%	3 18.75%	16 100.0000%

27A.440 (3) Cases in which shock probation has been granted:
 (b) Extracted data on shock probation shall be placed in the annual report of the Administrative Office of the Courts.

ADMINISTRATIVE OFFICE OF THE COURTS

Research & Statistics

Annual Report FY 2021

Circuit Court - "Felony" Criminal Cases

HANCOCK

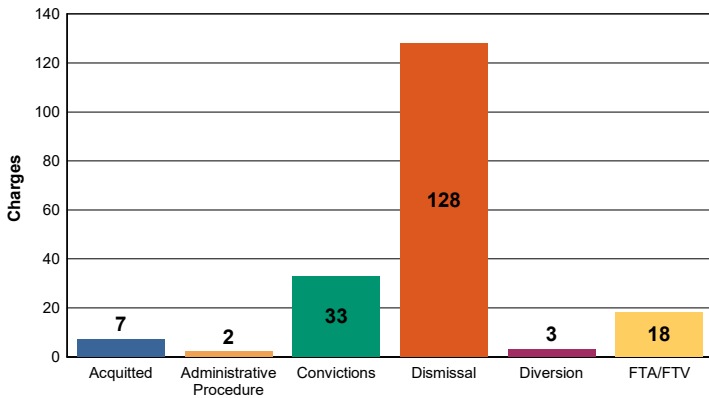
There were 191 felony level offenses and 1 non-felony level offenses disposed within 53 circuit criminal cases during the fiscal year. Non-felony offenses include misdemeanor, violation, local ordinance or other level offense(s) within those cases.

	Charges	Cases
Felony	191	53
Felony amended to Non-Felony	1	

Of those 191 felony offenses, 33 (17.28%) were convicted; 7 were acquitted (3.66%); and 128 (67.02%) were dismissed.

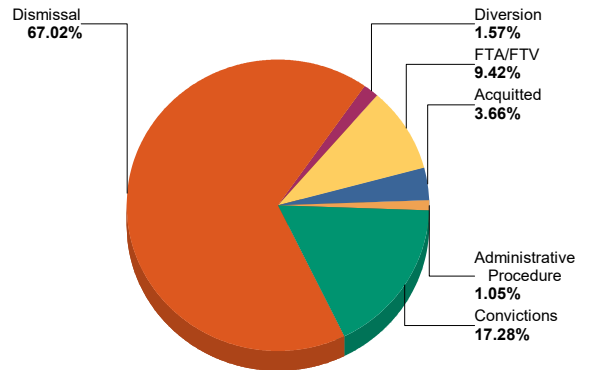
Felony Charges by Disposition Type

27A.460 - (1), (3), (4)



Percent of Charges by Disposition Type

27A.460 - (1), (3), (4)



27A.460 (1) Conviction percentages;

27A.460 (3) Percentage of acquittals;

27A.460(4) Percentage of dismissals;

* "Others" disposition type include: Denied, Extradition, Grand Jury, Granted, Hung Jury, Merged, Mistrial, No Action Taken By Grand Jury, Other, Pardon - Prior to Adjudication Only, Peace Bond, Remanded, Set Aside/Voided, Sealed Records, Transfer, Drug Court Transfer, Vacated Judgment

ADMINISTRATIVE OFFICE OF THE COURTS

Research & Statistics

Annual Report FY 2021

Circuit Court - "Felony" Criminal Cases

HANCOCK

Sentence Information by Charge Disposition Type

27A.460 - (2)	Sentence Records	Jail or Prison Conditionally Discharged	Jail or Prison Suspended	Jail or Prison Time > 0	Net Costs > \$0.00	Net Fines > \$0.00	Net Home Incarceration Time	Net Home Incarceration Time Suspended	Net Probation Time Supervised	Net Probation Time Unsupervised	Net Suspended Costs > \$0.00	Net Suspended Fines > \$0.00	Other Conditions
Convicted	32	2 6.25%	15 46.88%	32 100.00%	16 50.00%	-	-	-	13 40.63%	-	-	-	3 9.38%
Dismissed	7	1 14.29%	6 85.71%	7 100.00%	2 28.57%	-	-	-	1 14.29%	2 28.57%	-	-	5 71.43%
Diverted	2	-	1 50.00%	1 50.00%	1 50.00%	-	-	-	1 50.00%	-	-	-	-
	41	3	22	40	19	-	-	-	15	2	-	-	8

27A.460 (2) Percentages of fines, imprisonment, or other penalty assessment;

* Percentages are based on total sentence records per category (convicted, acquitted...etc)

* There can be multiple sentence conditions to a single charge.

Plea Type

Plea Type	27A.460 - (5), (6)	GUILTY		NOT GUILTY		UNKNOWN PLEA TYPE		TOTAL	
		Count	Percentage	Count	Percentage	Count	Percentage	Count	Percentage
Felony Charges	Original_Plea	3	0.00%	3	1.57%	188	98.43%	191	100.00%
	Final_Plea	3	1.57%	3	0.00%	188	98.43%	191	100.00%
Felony amended to Non-Felony	Original_Plea	1	0.00%	1	0.00%	1	100.00%	1	100.00%
	Final_Plea	1	0.00%	1	0.00%	1	100.00%	1	100.00%

27A.460 (5) Percentage of pleas as charges;

27A.460 (6) Percentage of pleas to reduce charges;

ADMINISTRATIVE OFFICE OF THE COURTS

Research & Statistics

Annual Report FY 2021

Circuit Court - "Felony" Criminal Cases

HANCOCK

Cases can have multiple charges which are heard either by a court trial, jury trial, no trial or by a combination of trial types. Depending upon the seriousness of the offense and the consequences of a guilty verdict, defendants in criminal cases have the constitutional right to a jury of their peers. In a jury trial, the Judge decides questions of law, and the jury decides whether the defendant is guilty or not guilty on each of the offense(s) charged. In a court trial, the judge decides questions of law and decides if guilty or not guilty on each offense(s) charges. The cases are categorized by how all the charges within the case were disposed. If all charges were disposed by the same trial type, it's counted in the separate category, otherwise, it's counted within the "Mixed Trial" category. If a charge had a nothing entered or it had "no trial" it's counted in the "No Trial" category.

Cases by Trial Type	27A.460 - (7), (8), (9), (10)	NO TRIAL	Total
Felony Amended Down to Non-Felony		1 100.00%	1 100.00%
Felony Charges		53 100.00%	53 100.00%
Felony Convictions		22 100.00%	22 100.00%

*27A.460 (7) Percentage of disposition to guilty as charged by trial;
 27A.460 (8) Percentage of those found guilty of lesser charge by trial;
 27A.460 (9) Percentage of cases where jury trial taken;
 27A.460 (10) Percentage of trials which are bench (court) trials; and*

**Shock Probation by
Disposition Type**

	27A.440 (3b)	Denied	Granted	Total
0026090 SHOCK PROBATION IN FELONY CONVICTIONS		1 50.00%	1 50.00%	2 100.0000%

27A.440 (3) Cases in which shock probation has been granted:
 (b) Extracted data on shock probation shall be placed in the annual report of the Administrative Office of the Courts.

ADMINISTRATIVE OFFICE OF THE COURTS

Research & Statistics

Annual Report FY 2021

Circuit Court - "Felony" Criminal Cases

HARDIN

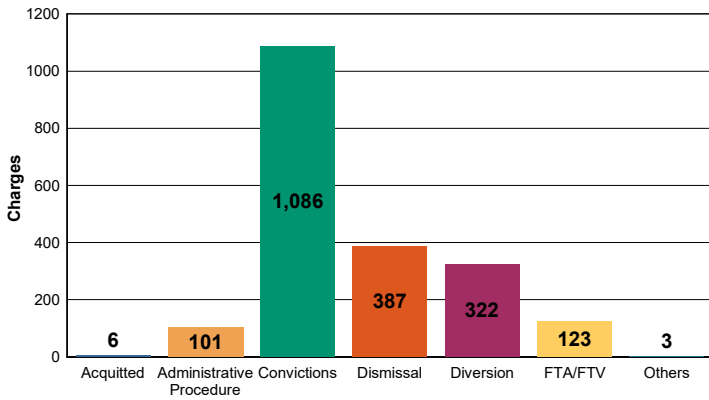
There were 2,028 felony level offenses and 31 non-felony level offenses disposed within 1,182 circuit criminal cases during the fiscal year. Non-felony offenses include misdemeanor, violation, local ordinance or other level offense(s) within those cases.

	Charges	Cases
Felony	2,028	1,182
Felony amended to Non-Felony	31	

Of those 2,028 felony offenses, 1,086 (53.55%) were convicted; 6 were acquitted (0.30%); and 387 (19.08%) were dismissed.

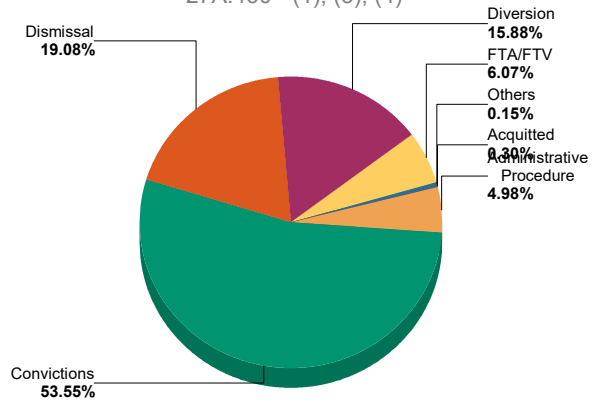
Felony Charges by Disposition Type

27A.460 - (1), (3), (4)



Percent of Charges by Disposition Type

27A.460 - (1), (3), (4)



27A.460 (1) Conviction percentages;

27A.460 (3) Percentage of acquittals;

27A.460(4) Percentage of dismissals;

* "Others" disposition type include: Denied, Extradition, Grand Jury, Granted, Hung Jury, Merged, Mistrial, No Action Taken By Grand Jury, Other, Pardon - Prior to Adjudication Only, Peace Bond, Remanded, Set Aside/Voided, Sealed Records, Transfer, Drug Court Transfer, Vacated Judgment

ADMINISTRATIVE OFFICE OF THE COURTS

Research & Statistics

Annual Report FY 2021

Circuit Court - "Felony" Criminal Cases

HARDIN

Sentence Information by Charge Disposition Type

27A.460 - (2)	Sentence Records	Jail or Prison Conditionally Discharged	Jail or Prison Suspended	Jail or Prison Time > 0	Net Costs > \$0.00	Net Fines > \$0.00	Net Home Incarceration Time	Net Home Incarceration Time Suspended	Net Probation Time Supervised	Net Probation Time Unsupervised	Net Suspended Costs > \$0.00	Net Suspended Fines > \$0.00	Other Conditions
Convicted	1,053		411 39.03%	1,051 99.81%	281 26.69%	29 2.75%			48 4.56%				5 0.47%
Dismissed	58		30 51.72%	32 55.17%	45 77.59%	1 1.72%			2 3.45%				
Diverted	127				127 100.00%	1 0.79%							
FTA/FTV	1				1 100.00%								
Others	1			1 100.00%									
	1,240		441	1,084	454	31			50				5

27A.460 (2) Percentages of fines, imprisonment, or other penalty assessment;

* Percentages are based on total sentence records per category (convicted, acquitted...etc)

* There can be multiple sentence conditions to a single charge.

Plea Type

27A.460 - (5), (6)		GUILTY	NOT GUILTY	UNKNOWN PLEA TYPE	TOTAL
Felony Charges	Original_Plea	27 1.33%	1,308 64.50%	693 34.17%	2,028 100.00%
	Final_Plea	1,312 64.69%	23 1.13%	693 34.17%	2,028 100.00%
Felony amended to Non-Felony	Original_Plea	-	4 12.90%	27 87.10%	31 100.00%
	Final_Plea	-	4 12.90%	27 87.10%	31 100.00%

27A.460 (5) Percentage of pleas as charges;

27A.460 (6) Percentage of pleas to reduce charges;

ADMINISTRATIVE OFFICE OF THE COURTS

Research & Statistics

Annual Report FY 2021

Circuit Court - "Felony" Criminal Cases

HARDIN

Cases can have multiple charges which are heard either by a court trial, jury trial, no trial or by a combination of trial types. Depending upon the seriousness of the offense and the consequences of a guilty verdict, defendants in criminal cases have the constitutional right to a jury of their peers. In a jury trial, the Judge decides questions of law, and the jury decides whether the defendant is guilty or not guilty on each of the offense(s) charged. In a court trial, the judge decides questions of law and decides if guilty or not guilty on each offense(s) charges. The cases are categorized by how all the charges within the case were disposed. If all charges were disposed by the same trial type, it's counted in the separate category, otherwise, it's counted within the "Mixed Trial" category. If a charge had a nothing entered or it had "no trial" it's counted in the "No Trial" category.

Cases by Trial Type	27A.460 - (7), (8), (9), (10)	JURY TRIAL	NO TRIAL	Total
Felony Amended Down to Non-Felony		-	27 100.00%	27 100.00%
Felony Charges		12 1.02%	1,174 99.32%	1,186 100.34%
Felony Convictions		7 1.06%	656 98.94%	663 100.00%

*27A.460 (7) Percentage of disposition to guilty as charged by trial;
 27A.460 (8) Percentage of those found guilty of lesser charge by trial;
 27A.460 (9) Percentage of cases where jury trial taken;
 27A.460 (10) Percentage of trials which are bench (court) trials; and*

**Shock Probation by
Disposition Type**

	27A.440 (3b)	Denied	Total
0026090 SHOCK PROBATION IN FELONY CONVICTIONS		92 100.00%	92 100.0000%

27A.440 (3) Cases in which shock probation has been granted:
 (b) Extracted data on shock probation shall be placed in the annual report of the Administrative Office of the Courts.

ADMINISTRATIVE OFFICE OF THE COURTS

Research & Statistics

Annual Report FY 2021

Circuit Court - "Felony" Criminal Cases

HARDIN

Youthful Offenders

Note: Per statute 635.020 (7) If a person who is eighteen (18) or older and before the court is charged with a felony that occurred prior to his eighteenth birthday, the court shall, upon motion of the county attorney made prior to adjudication, and after the county attorney has consulted with the Commonwealth's attorney, that the child be proceeded against as a youthful offender, proceed in accordance with the provisions of KRS 640.010.

The youthful offender data is pulled by looking at the circuit criminal cases with defendant's age calculated from date of birth to the case filing date, which is under 18, however, those eighteen(18) or older may not be accounted.

There were 14 felony level offenses and 0 non-felony level offenses disposed within 7 circuit criminal cases during the fiscal year. Non-felony offenses include misdemeanor, violation, local ordinance or other level offense(s) within those cases.

27A.460 - (11)		Charges	Cases
Felony		14	7
Felony amended to Non-Felony		-	

27A.460 (11) The number of juvenile offenders tried as an adult.

Of the 14 felony level offenses disposed within the youthful offender cases, 9 (64.29%) charges were convicted.

Youthful Offender	Convictions	Dismissal	Diversion	Total
	Felony Charges by Disposition Type	9 64.29%	4 28.57%	1 7.14%

Youthful Offender	GUILTY	Total
	Felony Charges Convicted by Disposition Type	9 100.00%

ADMINISTRATIVE OFFICE OF THE COURTS

Research & Statistics

Annual Report FY 2021

Circuit Court - "Felony" Criminal Cases

HARLAN

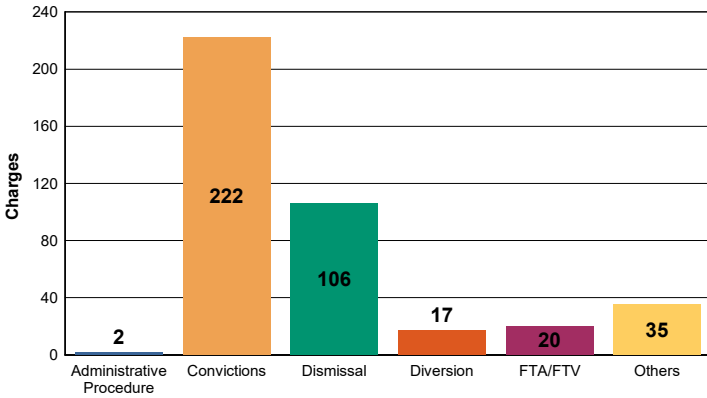
There were 402 felony level offenses and 7 non-felony level offenses disposed within 219 circuit criminal cases during the fiscal year. Non-felony offenses include misdemeanor, violation, local ordinance or other level offense(s) within those cases.

	Charges	Cases
Felony	402	219
Felony amended to Non-Felony	7	

Of those 402 felony offenses, 222 (55.22%) were convicted; were acquitted (%); and 106 (26.37%) were dismissed.

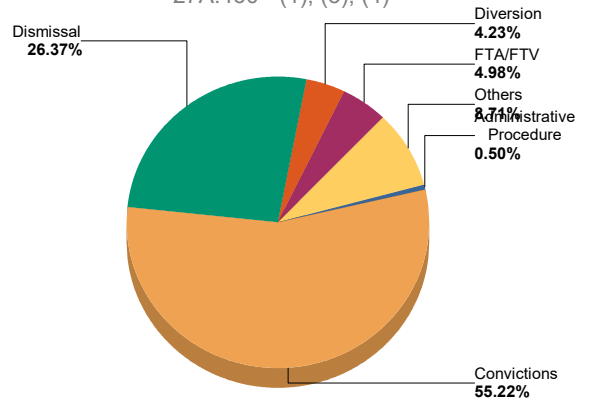
Felony Charges by Disposition Type

27A.460 - (1), (3), (4)



Percent of Charges by Disposition Type

27A.460 - (1), (3), (4)



27A.460 (1) Conviction percentages;

27A.460 (3) Percentage of acquittals;

27A.460(4) Percentage of dismissals;

* "Others" disposition type include: Denied, Extradition, Grand Jury, Granted, Hung Jury, Merged, Mistrial, No Action Taken By Grand Jury, Other, Pardon - Prior to Adjudication Only, Peace Bond, Remanded, Set Aside/Voided, Sealed Records, Transfer, Drug Court Transfer, Vacated Judgment

ADMINISTRATIVE OFFICE OF THE COURTS

Research & Statistics

Annual Report FY 2021

Circuit Court - "Felony" Criminal Cases

HARLAN

Sentence Information by Charge Disposition Type

27A.460 - (2)	Sentence Records	Jail or Prison Conditionally Discharged	Jail or Prison Suspended	Jail or Prison Time > 0	Net Costs > \$0.00	Net Fines > \$0.00	Net Home Incarceration Time	Net Home Incarceration Time Suspended	Net Probation Time Supervised	Net Probation Time Unsupervised	Net Suspended Costs > \$0.00	Net Suspended Fines > \$0.00	Other Conditions
Convicted	213		121 56.81%	213 100.00%	92 43.19%				103 48.36%	7 3.29%			15 7.04%
Dismissed	3		1 33.33%	2 66.67%	3 100.00%	1 33.33%			1 33.33%				1 33.33%
Others	8			8 100.00%	5 62.50%								2 25.00%
	224		122	223	100	1			104	7			18

27A.460 (2) Percentages of fines, imprisonment, or other penalty assessment;

* Percentages are based on total sentence records per category (convicted, acquitted...etc)

* There can be multiple sentence conditions to a single charge.

Plea Type

27A.460 - (5), (6)

		GUILTY	NOT GUILTY	UNKNOWN PLEA TYPE	TOTAL
Felony Charges	Original_Plea	-	267	135	402
		0.00%	66.42%	33.58%	100.00%
	Final_Plea	257	10	135	402
		63.93%	2.49%	33.58%	100.00%
Felony amended to Non-Felony	Original_Plea	-	-	7	7
		0.00%	0.00%	100.00%	100.00%
	Final_Plea	-	-	7	7
		0.00%	0.00%	100.00%	100.00%

27A.460 (5) Percentage of pleas as charges;

27A.460 (6) Percentage of pleas to reduce charges;

ADMINISTRATIVE OFFICE OF THE COURTS

Research & Statistics

Annual Report FY 2021

Circuit Court - "Felony" Criminal Cases

HARLAN

Cases can have multiple charges which are heard either by a court trial, jury trial, no trial or by a combination of trial types. Depending upon the seriousness of the offense and the consequences of a guilty verdict, defendants in criminal cases have the constitutional right to a jury of their peers. In a jury trial, the Judge decides questions of law, and the jury decides whether the defendant is guilty or not guilty on each of the offense(s) charged. In a court trial, the judge decides questions of law and decides if guilty or not guilty on each offense(s) charges. The cases are categorized by how all the charges within the case were disposed. If all charges were disposed by the same trial type, it's counted in the separate category, otherwise, it's counted within the "Mixed Trial" category. If a charge had a nothing entered or it had "no trial" it's counted in the "No Trial" category.

Cases by Trial Type	27A.460 - (7), (8), (9), (10)	NO TRIAL	Total
Felony Amended Down to Non-Felony		7 100.00%	7 100.00%
Felony Charges		219 100.00%	219 100.00%
Felony Convictions		115 100.00%	115 100.00%

*27A.460 (7) Percentage of disposition to guilty as charged by trial;
 27A.460 (8) Percentage of those found guilty of lesser charge by trial;
 27A.460 (9) Percentage of cases where jury trial taken;
 27A.460 (10) Percentage of trials which are bench (court) trials; and*

**Shock Probation by
Disposition Type**

	27A.440 (3b)	Denied	Vacated	Total
0026090 SHOCK PROBATION IN FELONY CONVICTIONS		24 85.71%	4 14.29%	28 100.0000%

27A.440 (3) Cases in which shock probation has been granted:
 (b) Extracted data on shock probation shall be placed in the annual report of the Administrative Office of the Courts.

ADMINISTRATIVE OFFICE OF THE COURTS

Research & Statistics

Annual Report FY 2021

Circuit Court - "Felony" Criminal Cases

HARRISON

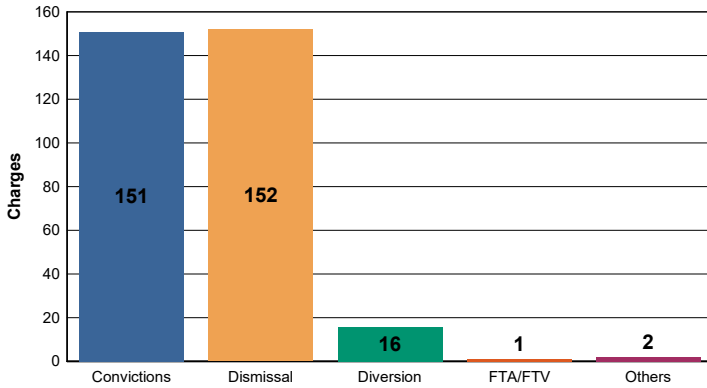
There were 322 felony level offenses and 5 non-felony level offenses disposed within 92 circuit criminal cases during the fiscal year. Non-felony offenses include misdemeanor, violation, local ordinance or other level offense(s) within those cases.

	Charges	Cases
Felony	322	92
Felony amended to Non-Felony	5	

Of those 322 felony offenses, 151 (46.89%) were convicted; were acquitted (%); and 152 (47.20%) were dismissed.

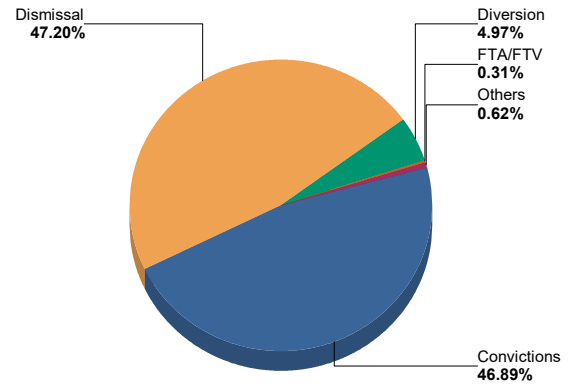
Felony Charges by Disposition Type

27A.460 - (1), (3), (4)



Percent of Charges by Disposition Type

27A.460 - (1), (3), (4)



27A.460 (1) Conviction percentages;

27A.460 (3) Percentage of acquittals;

27A.460(4) Percentage of dismissals;

* "Others" disposition type include: Denied, Extradition, Grand Jury, Granted, Hung Jury, Merged, Mistrial, No Action Taken By Grand Jury, Other, Pardon - Prior to Adjudication Only, Peace Bond, Remanded, Set Aside/Voided, Sealed Records, Transfer, Drug Court Transfer, Vacated Judgment

ADMINISTRATIVE OFFICE OF THE COURTS

Research & Statistics

Annual Report FY 2021

Circuit Court - "Felony" Criminal Cases

HARRISON

Sentence Information by Charge Disposition Type

27A.460 - (2)	Sentence Records	Jail or Prison Conditionally Discharged	Jail or Prison Suspended	Jail or Prison Time > 0	Net Costs > \$0.00	Net Fines > \$0.00	Net Home Incarceration Time	Net Home Incarceration Time Suspended	Net Probation Time Supervised	Net Probation Time Unsupervised	Net Suspended Costs > \$0.00	Net Suspended Fines > \$0.00	Other Conditions
Convicted	142	87 61.27%	1 0.70%	142 100.00%	66 46.48%				88 61.97%				23 16.20%
Diverted	1				1 100.00%								
	143	87	1	142	67				88				23

27A.460 (2) Percentages of fines, imprisonment, or other penalty assessment;

* Percentages are based on total sentence records per category (convicted, acquitted...etc)

* There can be multiple sentence conditions to a single charge.

Plea Type

27A.460 - (5), (6)		NOT GUILTY	UNKNOWN PLEA TYPE	TOTAL
Felony Charges	Original_Plea	-	322 100.00%	322 100.00%
	Final_Plea	-	322 100.00%	322 100.00%
Felony amended to Non-Felony	Original_Plea	1 20.00%	4 80.00%	5 100.00%
	Final_Plea	1 20.00%	4 80.00%	5 100.00%

27A.460 (5) Percentage of pleas as charges;

27A.460 (6) Percentage of pleas to reduce charges;

ADMINISTRATIVE OFFICE OF THE COURTS

Research & Statistics

Annual Report FY 2021

Circuit Court - "Felony" Criminal Cases

HARRISON

Cases can have multiple charges which are heard either by a court trial, jury trial, no trial or by a combination of trial types. Depending upon the seriousness of the offense and the consequences of a guilty verdict, defendants in criminal cases have the constitutional right to a jury of their peers. In a jury trial, the Judge decides questions of law, and the jury decides whether the defendant is guilty or not guilty on each of the offense(s) charged. In a court trial, the judge decides questions of law and decides if guilty or not guilty on each offense(s) charges. The cases are categorized by how all the charges within the case were disposed. If all charges were disposed by the same trial type, it's counted in the separate category, otherwise, it's counted within the "Mixed Trial" category. If a charge had a nothing entered or it had "no trial" it's counted in the "No Trial" category.

Cases by Trial Type	27A.460 - (7), (8), (9), (10)	JURY TRIAL	NO TRIAL	Total
Felony Amended Down to Non-Felony		1 33.33%	2 66.67%	3 100.00%
Felony Charges		-	92 100.00%	92 100.00%
Felony Convictions		-	67 100.00%	67 100.00%

*27A.460 (7) Percentage of disposition to guilty as charged by trial;
 27A.460 (8) Percentage of those found guilty of lesser charge by trial;
 27A.460 (9) Percentage of cases where jury trial taken;
 27A.460 (10) Percentage of trials which are bench (court) trials; and*

**Shock Probation by
Disposition Type**

	27A.440 (3b)	Denied	Granted	Total
0026090 SHOCK PROBATION IN FELONY CONVICTIONS		13 81.25%	3 18.75%	16 100.0000%

27A.440 (3) Cases in which shock probation has been granted:
 (b) Extracted data on shock probation shall be placed in the annual report of the Administrative Office of the Courts.

ADMINISTRATIVE OFFICE OF THE COURTS

Research & Statistics

Annual Report FY 2021

Circuit Court - "Felony" Criminal Cases

HART

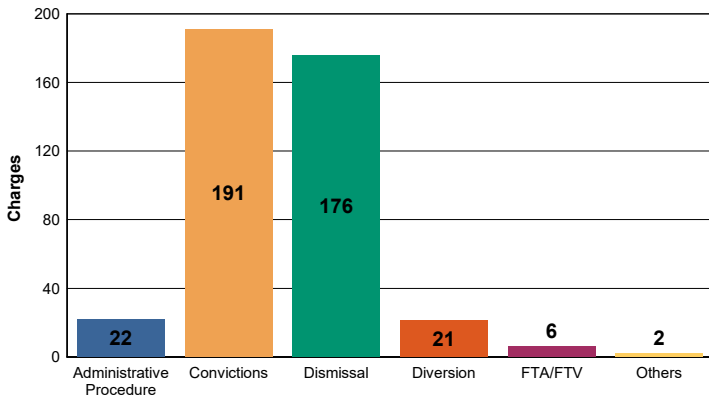
There were 418 felony level offenses and 19 non-felony level offenses disposed within 206 circuit criminal cases during the fiscal year. Non-felony offenses include misdemeanor, violation, local ordinance or other level offense(s) within those cases.

	Charges	Cases
Felony	418	206
Felony amended to Non-Felony	19	

Of those 418 felony offenses, 191 (45.69%) were convicted; were acquitted (%); and 176 (42.11%) were dismissed.

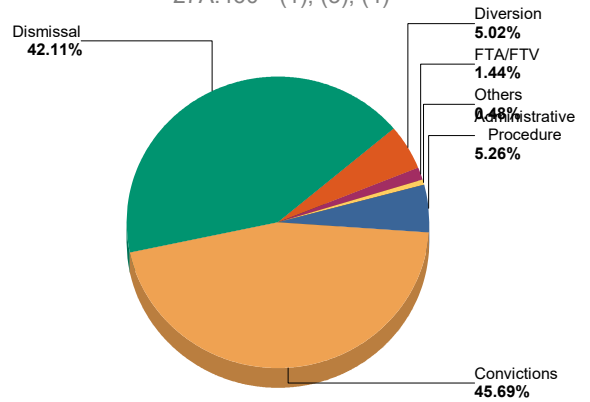
Felony Charges by Disposition Type

27A.460 - (1), (3), (4)



Percent of Charges by Disposition Type

27A.460 - (1), (3), (4)



27A.460 (1) Conviction percentages;

27A.460 (3) Percentage of acquittals;

27A.460(4) Percentage of dismissals;

* "Others" disposition type include: Denied, Extradition, Grand Jury, Granted, Hung Jury, Merged, Mistrial, No Action Taken By Grand Jury, Other, Pardon - Prior to Adjudication Only, Peace Bond, Remanded, Set Aside/Voided, Sealed Records, Transfer, Drug Court Transfer, Vacated Judgment

ADMINISTRATIVE OFFICE OF THE COURTS

Research & Statistics

Annual Report FY 2021

Circuit Court - "Felony" Criminal Cases

HART

Sentence Information by Charge Disposition Type

27A.460 - (2)	Sentence Records	Jail or Prison Conditionally Discharged	Jail or Prison Suspended	Jail or Prison Time > 0	Net Costs > \$0.00	Net Fines > \$0.00	Net Home Incarceration Time	Net Home Incarceration Time Suspended	Net Probation Time Supervised	Net Probation Time Unsupervised	Net Suspended Costs > \$0.00	Net Suspended Fines > \$0.00	Other Conditions
Convicted	190	7 3.68%	75 39.47%	190 100.00%	114 60.00%	49 25.79%			42 22.11%				165 86.84%
Dismissed	22	2 9.09%		4 18.18%	19 86.36%								11 50.00%
Diverted	19		4 21.05%	7 36.84%	18 94.74%	6 31.58%							18 94.74%
Others	2		2 100.00%	2 100.00%	2 100.00%	1 50.00%							2 100.00%
	233	9	81	203	153	56			42				196

27A.460 (2) Percentages of fines, imprisonment, or other penalty assessment;

* Percentages are based on total sentence records per category (convicted, acquitted...etc)

* There can be multiple sentence conditions to a single charge.

Plea Type

27A.460 - (5), (6)

		GUILTY	NOT GUILTY	UNKNOWN PLEA TYPE	TOTAL
Felony Charges	Original_Plea	4 0.96%	172 41.15%	242 57.89%	418 100.00%
	Final_Plea	135 32.30%	41 9.81%	242 57.89%	418 100.00%
Felony amended to Non-Felony	Original_Plea	-	6 31.58%	13 68.42%	19 100.00%
	Final_Plea	-	6 31.58%	13 68.42%	19 100.00%

27A.460 (5) Percentage of pleas as charges;

27A.460 (6) Percentage of pleas to reduce charges;

ADMINISTRATIVE OFFICE OF THE COURTS

Research & Statistics

Annual Report FY 2021

Circuit Court - "Felony" Criminal Cases

HART

Cases can have multiple charges which are heard either by a court trial, jury trial, no trial or by a combination of trial types. Depending upon the seriousness of the offense and the consequences of a guilty verdict, defendants in criminal cases have the constitutional right to a jury of their peers. In a jury trial, the Judge decides questions of law, and the jury decides whether the defendant is guilty or not guilty on each of the offense(s) charged. In a court trial, the judge decides questions of law and decides if guilty or not guilty on each offense(s) charges. The cases are categorized by how all the charges within the case were disposed. If all charges were disposed by the same trial type, it's counted in the separate category, otherwise, it's counted within the "Mixed Trial" category. If a charge had a nothing entered or it had "no trial" it's counted in the "No Trial" category.

Cases by Trial Type	27A.460 - (7), (8), (9), (10)	NO TRIAL	Total
Felony Amended Down to Non-Felony		17 100.00%	17 100.00%
Felony Charges		206 100.00%	206 100.00%
Felony Convictions		114 100.00%	114 100.00%

*27A.460 (7) Percentage of disposition to guilty as charged by trial;
 27A.460 (8) Percentage of those found guilty of lesser charge by trial;
 27A.460 (9) Percentage of cases where jury trial taken;
 27A.460 (10) Percentage of trials which are bench (court) trials; and*

**Shock Probation by
Disposition Type**

	27A.440 (3b)	Granted	Total
0026090 SHOCK PROBATION IN FELONY CONVICTIONS		2 100.00%	2 100.0000%

27A.440 (3) Cases in which shock probation has been granted:
 (b) Extracted data on shock probation shall be placed in the annual report of the Administrative Office of the Courts.

ADMINISTRATIVE OFFICE OF THE COURTS

Research & Statistics

Annual Report FY 2021

Circuit Court - "Felony" Criminal Cases

HENDERSON

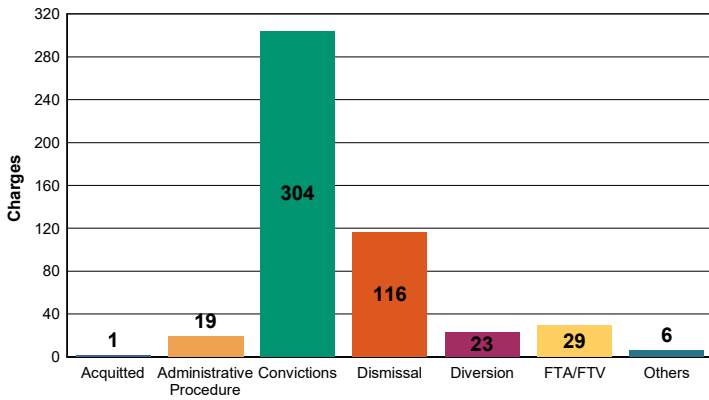
There were 498 felony level offenses and 34 non-felony level offenses disposed within 307 circuit criminal cases during the fiscal year. Non-felony offenses include misdemeanor, violation, local ordinance or other level offense(s) within those cases.

	Charges	Cases
Felony	498	307
Felony amended to Non-Felony	34	

Of those 498 felony offenses, 304 (61.04%) were convicted; 1 were acquitted (0.20%); and 116 (23.29%) were dismissed.

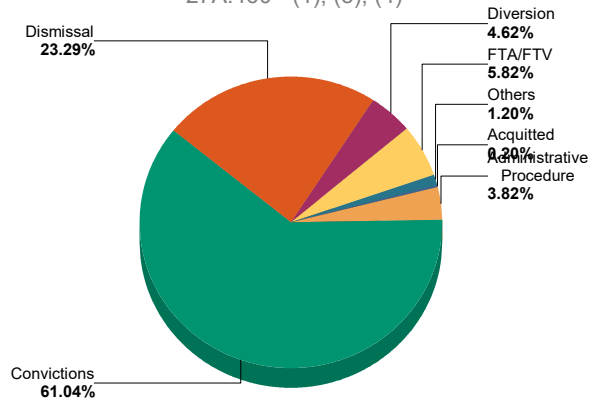
Felony Charges by Disposition Type

27A.460 - (1), (3), (4)



Percent of Charges by Disposition Type

27A.460 - (1), (3), (4)



27A.460 (1) Conviction percentages;

27A.460 (3) Percentage of acquittals;

27A.460(4) Percentage of dismissals;

* "Others" disposition type include: Denied, Extradition, Grand Jury, Granted, Hung Jury, Merged, Mistrial, No Action Taken By Grand Jury, Other, Pardon - Prior to Adjudication Only, Peace Bond, Remanded, Set Aside/Voided, Sealed Records, Transfer, Drug Court Transfer, Vacated Judgment

ADMINISTRATIVE OFFICE OF THE COURTS

Research & Statistics

Annual Report FY 2021

Circuit Court - "Felony" Criminal Cases

HENDERSON

Sentence Information by Charge Disposition Type

27A.460 - (2)	Sentence Records	Jail or Prison Conditionally Discharged	Jail or Prison Suspended	Jail or Prison Time > 0	Net Costs > \$0.00	Net Fines > \$0.00	Net Home Incarceration Time	Net Home Incarceration Time Suspended	Net Probation Time Supervised	Net Probation Time Unsupervised	Net Suspended Costs > \$0.00	Net Suspended Fines > \$0.00	Other Conditions
Convicted	283	49 17.31%		283 100.00%	212 74.91%	2 0.71%			42 14.84%				50 17.67%
Dismissed	17	15 88.24%		17 100.00%	12 70.59%				11 64.71%				10 58.82%
Diverted	23	23 100.00%		23 100.00%	20 86.96%				19 82.61%				19 82.61%
Others	3		1 33.33%	3 100.00%					1 33.33%				
	326	87	1	326	244	2			73				79

27A.460 (2) Percentages of fines, imprisonment, or other penalty assessment;

* Percentages are based on total sentence records per category (convicted, acquitted...etc)

* There can be multiple sentence conditions to a single charge.

Plea Type

27A.460 - (5), (6)

		GUILTY	NOT GUILTY	UNKNOWN PLEA TYPE	TOTAL
Felony Charges	Original_Plea	45 9.04%	385 77.31%	68 13.65%	498 100.00%
	Final_Plea	344 69.08%	86 17.27%	68 13.65%	498 100.00%
Felony amended to Non-Felony	Original_Plea	- 0.00%	33 97.06%	1 2.94%	34 100.00%
	Final_Plea	3 8.82%	30 88.24%	1 2.94%	34 100.00%

27A.460 (5) Percentage of pleas as charges;

27A.460 (6) Percentage of pleas to reduce charges;

ADMINISTRATIVE OFFICE OF THE COURTS

Research & Statistics

Annual Report FY 2021

Circuit Court - "Felony" Criminal Cases

HENDERSON

Cases can have multiple charges which are heard either by a court trial, jury trial, no trial or by a combination of trial types. Depending upon the seriousness of the offense and the consequences of a guilty verdict, defendants in criminal cases have the constitutional right to a jury of their peers. In a jury trial, the Judge decides questions of law, and the jury decides whether the defendant is guilty or not guilty on each of the offense(s) charged. In a court trial, the judge decides questions of law and decides if guilty or not guilty on each offense(s) charges. The cases are categorized by how all the charges within the case were disposed. If all charges were disposed by the same trial type, it's counted in the separate category, otherwise, it's counted within the "Mixed Trial" category. If a charge had a nothing entered or it had "no trial" it's counted in the "No Trial" category.

Cases by Trial Type	27A.460 - (7), (8), (9), (10)	JURY TRIAL	NO TRIAL	Total
Felony Amended Down to Non-Felony		-	32 100.00%	32 100.00%
Felony Charges		1 0.33%	306 99.67%	307 100.00%
Felony Convictions		-	222 100.00%	222 100.00%

*27A.460 (7) Percentage of disposition to guilty as charged by trial;
 27A.460 (8) Percentage of those found guilty of lesser charge by trial;
 27A.460 (9) Percentage of cases where jury trial taken;
 27A.460 (10) Percentage of trials which are bench (court) trials; and*

**Shock Probation by
Disposition Type**

	27A.440 (3b)	Denied	Granted	Others	Vacated	Total
0026090 SHOCK PROBATION IN FELONY CONVICTIONS		101 55.49%	79 43.41%	1 0.55%	1 0.55%	182 100.0001%

27A.440 (3) Cases in which shock probation has been granted:
 (b) Extracted data on shock probation shall be placed in the annual report of the Administrative Office of the Courts.

ADMINISTRATIVE OFFICE OF THE COURTS

Research & Statistics

Annual Report FY 2021

Circuit Court - "Felony" Criminal Cases

HENRY

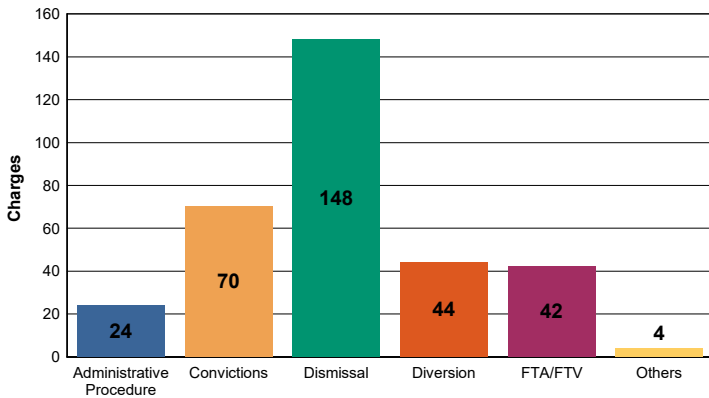
There were 332 felony level offenses and 7 non-felony level offenses disposed within 168 circuit criminal cases during the fiscal year. Non-felony offenses include misdemeanor, violation, local ordinance or other level offense(s) within those cases.

	Charges	Cases
Felony	332	168
Felony amended to Non-Felony	7	

Of those 332 felony offenses, 70 (21.08%) were convicted; were acquitted (%); and 148 (44.58%) were dismissed.

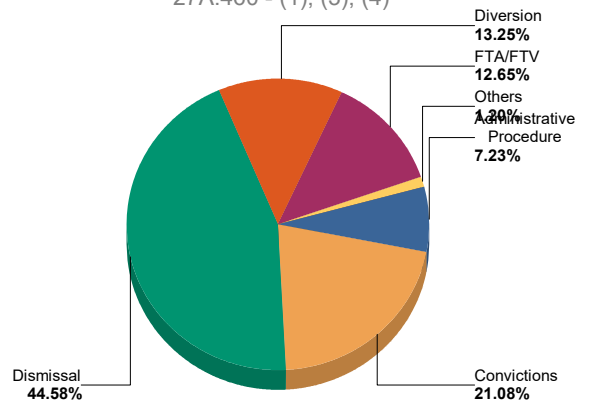
Felony Charges by Disposition Type

27A.460 - (1), (3), (4)



Percent of Charges by Disposition Type

27A.460 - (1), (3), (4)



27A.460 (1) Conviction percentages;

27A.460 (3) Percentage of acquittals;

27A.460(4) Percentage of dismissals;

* "Others" disposition type include: Denied, Extradition, Grand Jury, Granted, Hung Jury, Merged, Mistrial, No Action Taken By Grand Jury, Other, Pardon - Prior to Adjudication Only, Peace Bond, Remanded, Set Aside/Voided, Sealed Records, Transfer, Drug Court Transfer, Vacated Judgment

ADMINISTRATIVE OFFICE OF THE COURTS

Research & Statistics

Annual Report FY 2021

Circuit Court - "Felony" Criminal Cases

HENRY

Sentence Information by Charge Disposition Type

27A.460 - (2)	Sentence Records	Jail or Prison Conditionally Discharged	Jail or Prison Suspended	Jail or Prison Time > 0	Net Costs > \$0.00	Net Fines > \$0.00	Net Home Incarceration Time	Net Home Incarceration Time Suspended	Net Probation Time Supervised	Net Probation Time Unsupervised	Net Suspended Costs > \$0.00	Net Suspended Fines > \$0.00	Other Conditions
Convicted	70	6 8.57%	43 61.43%	69 98.57%	40 57.14%				1 1.43%		13 18.57%		49 70.00%
Dismissed	1		1 100.00%	1 100.00%	1 100.00%								1 100.00%
	71	6	44	70	41				1		13		50

27A.460 (2) Percentages of fines, imprisonment, or other penalty assessment;

* Percentages are based on total sentence records per category (convicted, acquitted...etc)

* There can be multiple sentence conditions to a single charge.

Plea Type

27A.460 - (5), (6)		GUILTY	NOT GUILTY	UNKNOWN PLEA TYPE	TOTAL
Felony Charges	Original_Plea	67 20.18%	88 26.51%	177 53.31%	332 100.00%
	Final_Plea	155 46.69%	-	177 53.31%	332 100.00%
Felony amended to Non-Felony	Original_Plea	-	-	7 100.00%	7 100.00%
	Final_Plea	-	-	7 100.00%	7 100.00%

27A.460 (5) Percentage of pleas as charges;

27A.460 (6) Percentage of pleas to reduce charges;

ADMINISTRATIVE OFFICE OF THE COURTS

Research & Statistics

Annual Report FY 2021

Circuit Court - "Felony" Criminal Cases

HENRY

Cases can have multiple charges which are heard either by a court trial, jury trial, no trial or by a combination of trial types. Depending upon the seriousness of the offense and the consequences of a guilty verdict, defendants in criminal cases have the constitutional right to a jury of their peers. In a jury trial, the Judge decides questions of law, and the jury decides whether the defendant is guilty or not guilty on each of the offense(s) charged. In a court trial, the judge decides questions of law and decides if guilty or not guilty on each offense(s) charges. The cases are categorized by how all the charges within the case were disposed. If all charges were disposed by the same trial type, it's counted in the separate category, otherwise, it's counted within the "Mixed Trial" category. If a charge had a nothing entered or it had "no trial" it's counted in the "No Trial" category.

Cases by Trial Type	27A.460 - (7), (8), (9), (10)	COURT TRIAL	NO TRIAL	Total
Felony Amended Down to Non-Felony		-	7 100.00%	7 100.00%
Felony Charges		1 0.60%	168 100.00%	169 100.60%
Felony Convictions		-	44 100.00%	44 100.00%

*27A.460 (7) Percentage of disposition to guilty as charged by trial;
 27A.460 (8) Percentage of those found guilty of lesser charge by trial;
 27A.460 (9) Percentage of cases where jury trial taken;
 27A.460 (10) Percentage of trials which are bench (court) trials; and*

**Shock Probation by
Disposition Type**

	27A.440 (3b)	Denied	Granted	Total
0026090 SHOCK PROBATION IN FELONY CONVICTIONS		3 75.00%	1 25.00%	4 100.0000%

27A.440 (3) Cases in which shock probation has been granted:
 (b) Extracted data on shock probation shall be placed in the annual report of the Administrative Office of the Courts.

ADMINISTRATIVE OFFICE OF THE COURTS

Research & Statistics

Annual Report FY 2021

Circuit Court - "Felony" Criminal Cases

HENRY

Youthful Offenders

Note: Per statute 635.020 (7) If a person who is eighteen (18) or older and before the court is charged with a felony that occurred prior to his eighteenth birthday, the court shall, upon motion of the county attorney made prior to adjudication, and after the county attorney has consulted with the Commonwealth's attorney, that the child be proceeded against as a youthful offender, proceed in accordance with the provisions of KRS 640.010.

The youthful offender data is pulled by looking at the circuit criminal cases with defendant's age calculated from date of birth to the case filing date, which is under 18, however, those eighteen(18) or older may not be accounted.

There were 5 felony level offenses and 0 non-felony level offenses disposed within 1 circuit criminal cases during the fiscal year. Non-felony offenses include misdemeanor, violation, local ordinance or other level offense(s) within those cases.

27A.460 - (11)		Charges	Cases
Felony		5	1
Felony amended to Non-Felony		-	

27A.460 (11) The number of juvenile offenders tried as an adult.

Of the 5 felony level offenses disposed within the youthful offender cases, (%) charges were convicted.

Youthful Offender	AP	Total
Felony Charges by Disposition Type	5 100.00%	5 100.00%

ADMINISTRATIVE OFFICE OF THE COURTS

Research & Statistics

Annual Report FY 2021

Circuit Court - "Felony" Criminal Cases

HICKMAN

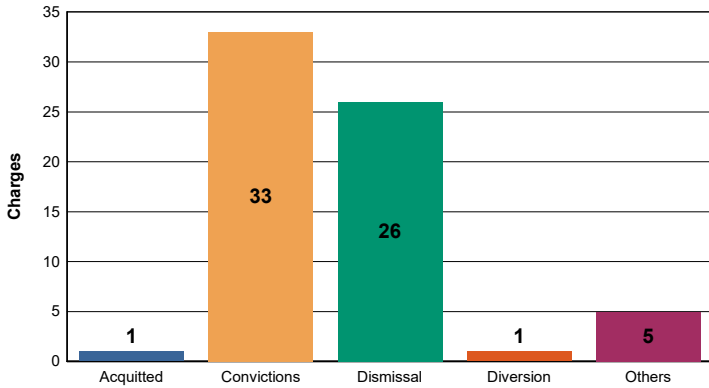
There were 66 felony level offenses and 2 non-felony level offenses disposed within 37 circuit criminal cases during the fiscal year. Non-felony offenses include misdemeanor, violation, local ordinance or other level offense(s) within those cases.

	Charges	Cases
Felony	66	37
Felony amended to Non-Felony	2	

Of those 66 felony offenses, 33 (50.00%) were convicted; 1 were acquitted (1.52%); and 26 (39.39%) were dismissed.

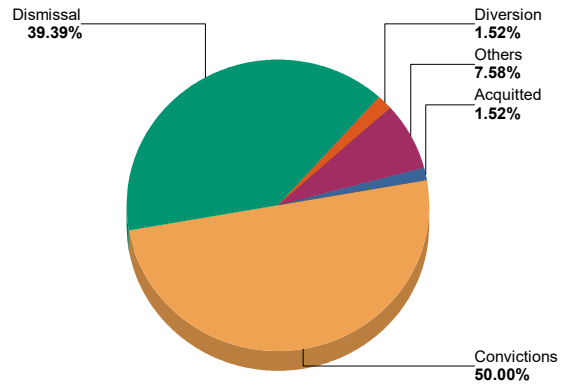
Felony Charges by Disposition Type

27A.460 - (1), (3), (4)



Percent of Charges by Disposition Type

27A.460 - (1), (3), (4)



27A.460 (1) Conviction percentages;

27A.460 (3) Percentage of acquittals;

27A.460(4) Percentage of dismissals;

* "Others" disposition type include: Denied, Extradition, Grand Jury, Granted, Hung Jury, Merged, Mistrial, No Action Taken By Grand Jury, Other, Pardon - Prior to Adjudication Only, Peace Bond, Remanded, Set Aside/Voided, Sealed Records, Transfer, Drug Court Transfer, Vacated Judgment

ADMINISTRATIVE OFFICE OF THE COURTS

Research & Statistics

Annual Report FY 2021

Circuit Court - "Felony" Criminal Cases

HICKMAN

Sentence Information by Charge Disposition Type

27A.460 - (2)	Sentence Records	Jail or Prison Conditionally Discharged	Jail or Prison Suspended	Jail or Prison Time > 0	Net Costs > \$0.00	Net Fines > \$0.00	Net Home Incarceration Time	Net Home Incarceration Time Suspended	Net Probation Time Supervised	Net Probation Time Unsupervised	Net Suspended Costs > \$0.00	Net Suspended Fines > \$0.00	Other Conditions
Convicted	33	13 39.39%	8 24.24%	33 100.00%	19 57.58%				13 39.39%	1 3.03%			16 48.48%
Dismissed	2				2 100.00%								
Diverted	1	1 100.00%		1 100.00%	1 100.00%								
Others	5	4 80.00%	1 20.00%	5 100.00%	3 60.00%	1 20.00%			2 40.00%				4 80.00%
	41	18	9	39	25	1			15	1			20

27A.460 (2) Percentages of fines, imprisonment, or other penalty assessment;

* Percentages are based on total sentence records per category (convicted, acquitted...etc)

* There can be multiple sentence conditions to a single charge.

Plea Type

27A.460 - (5), (6)

		GUILTY	NOT GUILTY	UNKNOWN PLEA TYPE	TOTAL
Felony Charges	Original_Plea	9 13.64%	22 33.33%	35 53.03%	66 100.00%
	Final_Plea	24 36.36%	7 10.61%	35 53.03%	66 100.00%
Felony amended to Non-Felony	Original_Plea	- 0.00%	- 0.00%	2 100.00%	2 100.00%
	Final_Plea	- 0.00%	- 0.00%	2 100.00%	2 100.00%

27A.460 (5) Percentage of pleas as charges;

27A.460 (6) Percentage of pleas to reduce charges;

ADMINISTRATIVE OFFICE OF THE COURTS

Research & Statistics

Annual Report FY 2021

Circuit Court - "Felony" Criminal Cases

HICKMAN

Cases can have multiple charges which are heard either by a court trial, jury trial, no trial or by a combination of trial types. Depending upon the seriousness of the offense and the consequences of a guilty verdict, defendants in criminal cases have the constitutional right to a jury of their peers. In a jury trial, the Judge decides questions of law, and the jury decides whether the defendant is guilty or not guilty on each of the offense(s) charged. In a court trial, the judge decides questions of law and decides if guilty or not guilty on each offense(s) charges. The cases are categorized by how all the charges within the case were disposed. If all charges were disposed by the same trial type, it's counted in the separate category, otherwise, it's counted within the "Mixed Trial" category. If a charge had a nothing entered or it had "no trial" it's counted in the "No Trial" category.

Cases by Trial Type	27A.460 - (7), (8), (9), (10)	JURY TRIAL	NO TRIAL	Total
Felony Amended Down to Non-Felony		-	2 100.00%	2 100.00%
Felony Charges		1 2.70%	36 97.30%	37 100.00%
Felony Convictions		-	24 100.00%	24 100.00%

27A.460 (7) Percentage of disposition to guilty as charged by trial;
 27A.460 (8) Percentage of those found guilty of lesser charge by trial;
 27A.460 (9) Percentage of cases where jury trial taken;
 27A.460 (10) Percentage of trials which are bench (court) trials; and

**Shock Probation by
Disposition Type**

	27A.440 (3b)	Denied	Granted	Total
0026090 SHOCK PROBATION IN FELONY CONVICTIONS		5 62.50%	2 25.00%	7 87.5000%
0026100 SHOCK PROBATION IN MISDEMEANOR CONVICTIONS		-	1 12.50%	1 12.5000%

27A.440 (3) Cases in which shock probation has been granted:
 (b) Extracted data on shock probation shall be placed in the annual report of the Administrative Office of the Courts.

ADMINISTRATIVE OFFICE OF THE COURTS

Research & Statistics

Annual Report FY 2021

Circuit Court - "Felony" Criminal Cases

HOPKINS

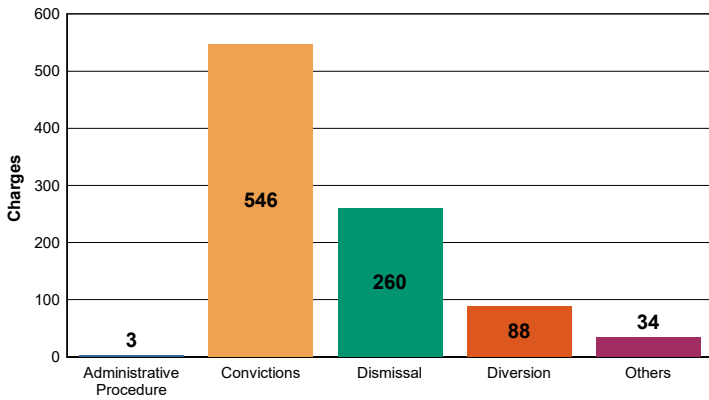
There were 931 felony level offenses and 15 non-felony level offenses disposed within 491 circuit criminal cases during the fiscal year. Non-felony offenses include misdemeanor, violation, local ordinance or other level offense(s) within those cases.

	Charges	Cases
Felony	931	491
Felony amended to Non-Felony	15	

Of those 931 felony offenses, 546 (58.65%) were convicted; were acquitted (%); and 260 (27.93%) were dismissed.

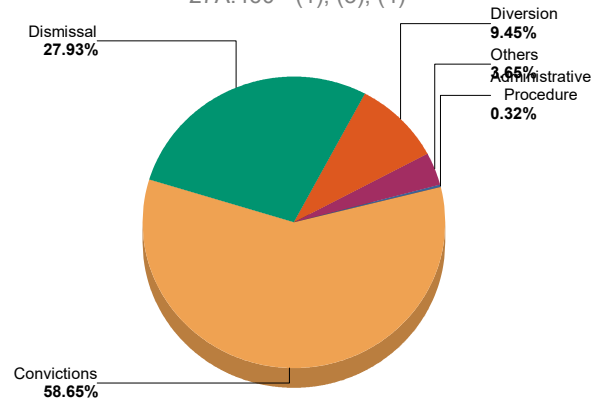
Felony Charges by Disposition Type

27A.460 - (1), (3), (4)



Percent of Charges by Disposition Type

27A.460 - (1), (3), (4)



27A.460 (1) Conviction percentages;

27A.460 (3) Percentage of acquittals;

27A.460(4) Percentage of dismissals;

* "Others" disposition type include: Denied, Extradition, Grand Jury, Granted, Hung Jury, Merged, Mistrial, No Action Taken By Grand Jury, Other, Pardon - Prior to Adjudication Only, Peace Bond, Remanded, Set Aside/Voided, Sealed Records, Transfer, Drug Court Transfer, Vacated Judgment

ADMINISTRATIVE OFFICE OF THE COURTS

Research & Statistics

Annual Report FY 2021

Circuit Court - "Felony" Criminal Cases

HOPKINS

Sentence Information by Charge Disposition Type

27A.460 - (2)	Sentence Records	Jail or Prison Conditionally Discharged	Jail or Prison Suspended	Jail or Prison Time > 0	Net Costs > \$0.00	Net Fines > \$0.00	Net Home Incarceration Time	Net Home Incarceration Time Suspended	Net Probation Time Supervised	Net Probation Time Unsupervised	Net Suspended Costs > \$0.00	Net Suspended Fines > \$0.00	Other Conditions
Convicted	538		296 55.02%	538 100.00%	62 11.52%				295 54.83%				295 54.83%
Dismissed	2		1 50.00%	2 100.00%	1 50.00%				1 50.00%				1 50.00%
Diverted	1		1 100.00%	1 100.00%									1 100.00%
Others	20	1 5.00%	4 20.00%	20 100.00%	4 20.00%				4 20.00%				4 20.00%
	561	1	302	561	67				300				301

27A.460 (2) Percentages of fines, imprisonment, or other penalty assessment;

* Percentages are based on total sentence records per category (convicted, acquitted...etc)

* There can be multiple sentence conditions to a single charge.

Plea Type

27A.460 - (5), (6)		GUILTY	NOT GUILTY	UNKNOWN PLEA TYPE	TOTAL
Felony Charges	Original_Plea	-	62 6.66%	869 93.34%	931 100.00%
	Final_Plea	56 6.02%	9 0.97%	866 93.02%	931 100.00%
Felony amended to Non-Felony	Original_Plea	-	1 6.67%	14 93.33%	15 100.00%
	Final_Plea	-	1 6.67%	14 93.33%	15 100.00%

27A.460 (5) Percentage of pleas as charges;

27A.460 (6) Percentage of pleas to reduce charges;

ADMINISTRATIVE OFFICE OF THE COURTS

Research & Statistics

Annual Report FY 2021

Circuit Court - "Felony" Criminal Cases

HOPKINS

Cases can have multiple charges which are heard either by a court trial, jury trial, no trial or by a combination of trial types. Depending upon the seriousness of the offense and the consequences of a guilty verdict, defendants in criminal cases have the constitutional right to a jury of their peers. In a jury trial, the Judge decides questions of law, and the jury decides whether the defendant is guilty or not guilty on each of the offense(s) charged. In a court trial, the judge decides questions of law and decides if guilty or not guilty on each offense(s) charges. The cases are categorized by how all the charges within the case were disposed. If all charges were disposed by the same trial type, it's counted in the separate category, otherwise, it's counted within the "Mixed Trial" category. If a charge had a nothing entered or it had "no trial" it's counted in the "No Trial" category.

Cases by Trial Type	27A.460 - (7), (8), (9), (10)	NO TRIAL	Total
Felony Amended Down to Non-Felony		13 100.00%	13 100.00%
Felony Charges		491 100.00%	491 100.00%
Felony Convictions		302 100.00%	302 100.00%

*27A.460 (7) Percentage of disposition to guilty as charged by trial;
 27A.460 (8) Percentage of those found guilty of lesser charge by trial;
 27A.460 (9) Percentage of cases where jury trial taken;
 27A.460 (10) Percentage of trials which are bench (court) trials; and*

**Shock Probation by
Disposition Type**

	27A.440 (3b)	Denied	Granted	Vacated	Total
0026090 SHOCK PROBATION IN FELONY CONVICTIONS		110 94.83%	4 3.45%	2 1.72%	116 100.0000%

27A.440 (3) Cases in which shock probation has been granted:
 (b) Extracted data on shock probation shall be placed in the annual report of the Administrative Office of the Courts.

ADMINISTRATIVE OFFICE OF THE COURTS

Research & Statistics

Annual Report FY 2021

Circuit Court - "Felony" Criminal Cases

HOPKINS

Youthful Offenders

Note: Per statute 635.020 (7) If a person who is eighteen (18) or older and before the court is charged with a felony that occurred prior to his eighteenth birthday, the court shall, upon motion of the county attorney made prior to adjudication, and after the county attorney has consulted with the Commonwealth's attorney, that the child be proceeded against as a youthful offender, proceed in accordance with the provisions of KRS 640.010.

The youthful offender data is pulled by looking at the circuit criminal cases with defendant's age calculated from date of birth to the case filing date, which is under 18, however, those eighteen(18) or older may not be accounted.

There were 17 felony level offenses and 0 non-felony level offenses disposed within 1 circuit criminal cases during the fiscal year. Non-felony offenses include misdemeanor, violation, local ordinance or other level offense(s) within those cases.

27A.460 - (11)		
	Charges	Cases
Felony	17	1
Felony amended to Non-Felony	-	

27A.460 (11) The number of juvenile offenders tried as an adult.

Of the 17 felony level offenses disposed within the youthful offender cases, 17 (100.00%) charges were convicted.

Youthful Offender	Convictions	Total
	17 100.00%	17 100.00%

Youthful Offender	GUILTY	Total
	17 100.00%	17 100.00%

ADMINISTRATIVE OFFICE OF THE COURTS

Research & Statistics

Annual Report FY 2021

Circuit Court - "Felony" Criminal Cases

JACKSON

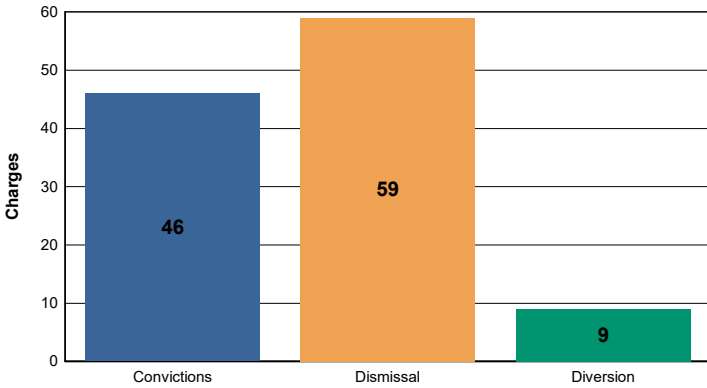
There were 114 felony level offenses and 3 non-felony level offenses disposed within 70 circuit criminal cases during the fiscal year. Non-felony offenses include misdemeanor, violation, local ordinance or other level offense(s) within those cases.

	Charges	Cases
Felony	114	70
Felony amended to Non-Felony	3	

Of those 114 felony offenses, 46 (40.35%) were convicted; were acquitted (%); and 59 (51.75%) were dismissed.

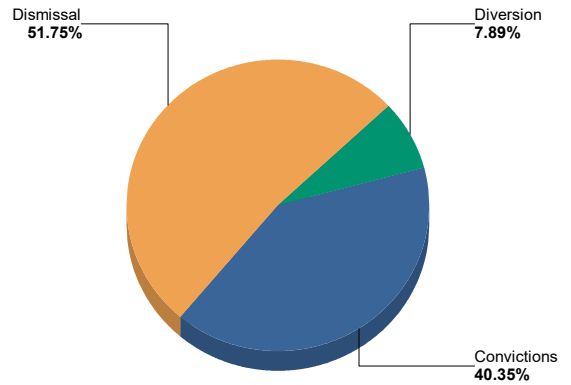
Felony Charges by Disposition Type

27A.460 - (1), (3), (4)



Percent of Charges by Disposition Type

27A.460 - (1), (3), (4)



27A.460 (1) Conviction percentages;

27A.460 (3) Percentage of acquittals;

27A.460(4) Percentage of dismissals;

* "Others" disposition type include: Denied, Extradition, Grand Jury, Granted, Hung Jury, Merged, Mistrial, No Action Taken By Grand Jury, Other, Pardon - Prior to Adjudication Only, Peace Bond, Remanded, Set Aside/Voided, Sealed Records, Transfer, Drug Court Transfer, Vacated Judgment

ADMINISTRATIVE OFFICE OF THE COURTS

Research & Statistics

Annual Report FY 2021

Circuit Court - "Felony" Criminal Cases

JACKSON

Sentence Information by Charge Disposition Type

27A.460 - (2)	Sentence Records	Jail or Prison Conditionally Discharged	Jail or Prison Suspended	Jail or Prison Time > 0	Net Costs > \$0.00	Net Fines > \$0.00	Net Home Incarceration Time	Net Home Incarceration Time Suspended	Net Probation Time Supervised	Net Probation Time Unsupervised	Net Suspended Costs > \$0.00	Net Suspended Fines > \$0.00	Other Conditions
Convicted	46	15 32.61%	8 17.39%	46 100.00%	21 45.65%	-	-	-	23 50.00%	-	-	-	3 6.52%
	46	15	8	46	21	-	-	-	23	-	-	-	3

27A.460 (2) Percentages of fines, imprisonment, or other penalty assessment;

* Percentages are based on total sentence records per category (convicted, acquitted...etc)

* There can be multiple sentence conditions to a single charge.

Plea Type

27A.460 - (5), (6)		GUILTY	NOT GUILTY	UNKNOWN PLEA TYPE	TOTAL
Felony Charges	Original_Plea	6 5.26%	31 27.19%	77 67.54%	114 100.00%
	Final_Plea	37 32.46%	-	77 67.54%	114 100.00%
Felony amended to Non-Felony	Original_Plea	-	-	3 100.00%	3 100.00%
	Final_Plea	-	-	3 100.00%	3 100.00%

27A.460 (5) Percentage of pleas as charges;

27A.460 (6) Percentage of pleas to reduce charges;

ADMINISTRATIVE OFFICE OF THE COURTS

Research & Statistics

Annual Report FY 2021

Circuit Court - "Felony" Criminal Cases

JACKSON

Cases can have multiple charges which are heard either by a court trial, jury trial, no trial or by a combination of trial types. Depending upon the seriousness of the offense and the consequences of a guilty verdict, defendants in criminal cases have the constitutional right to a jury of their peers. In a jury trial, the Judge decides questions of law, and the jury decides whether the defendant is guilty or not guilty on each of the offense(s) charged. In a court trial, the judge decides questions of law and decides if guilty or not guilty on each offense(s) charges. The cases are categorized by how all the charges within the case were disposed. If all charges were disposed by the same trial type, it's counted in the separate category, otherwise, it's counted within the "Mixed Trial" category. If a charge had a nothing entered or it had "no trial" it's counted in the "No Trial" category.

Cases by Trial Type	27A.460 - (7), (8), (9), (10)	NO TRIAL	Total
Felony Amended Down to Non-Felony		3 100.00%	3 100.00%
Felony Charges		70 100.00%	70 100.00%
Felony Convictions		32 100.00%	32 100.00%

*27A.460 (7) Percentage of disposition to guilty as charged by trial;
 27A.460 (8) Percentage of those found guilty of lesser charge by trial;
 27A.460 (9) Percentage of cases where jury trial taken;
 27A.460 (10) Percentage of trials which are bench (court) trials; and*

**Shock Probation by
Disposition Type**

	27A.440 (3b)	Denied	Total
0026090 SHOCK PROBATION IN FELONY CONVICTIONS		9 100.00%	9 100.0000%

27A.440 (3) Cases in which shock probation has been granted:
 (b) Extracted data on shock probation shall be placed in the annual report of the Administrative Office of the Courts.

ADMINISTRATIVE OFFICE OF THE COURTS

Research & Statistics

Annual Report FY 2021

Circuit Court - "Felony" Criminal Cases

JACKSON

Youthful Offenders

Note: Per statute 635.020 (7) If a person who is eighteen (18) or older and before the court is charged with a felony that occurred prior to his eighteenth birthday, the court shall, upon motion of the county attorney made prior to adjudication, and after the county attorney has consulted with the Commonwealth's attorney, that the child be proceeded against as a youthful offender, proceed in accordance with the provisions of KRS 640.010.

The youthful offender data is pulled by looking at the circuit criminal cases with defendant's age calculated from date of birth to the case filing date, which is under 18, however, those eighteen(18) or older may not be accounted.

There were 3 felony level offenses and 0 non-felony level offenses disposed within 1 circuit criminal cases during the fiscal year. Non-felony offenses include misdemeanor, violation, local ordinance or other level offense(s) within those cases.

27A.460 - (11)		
	Charges	Cases
Felony	3	1
Felony amended to Non-Felony	-	

27A.460 (11) The number of juvenile offenders tried as an adult.

Of the 3 felony level offenses disposed within the youthful offender cases, 2 (66.67%) charges were convicted.

Youthful Offender	Convictions	Dismissal	Total
	2 66.67%	1 33.33%	3 100.00%

Youthful Offender	GUILTY	Total
	2 100.00%	2 100.00%

ADMINISTRATIVE OFFICE OF THE COURTS

Research & Statistics

Annual Report FY 2021

Circuit Court - "Felony" Criminal Cases

JEFFERSON

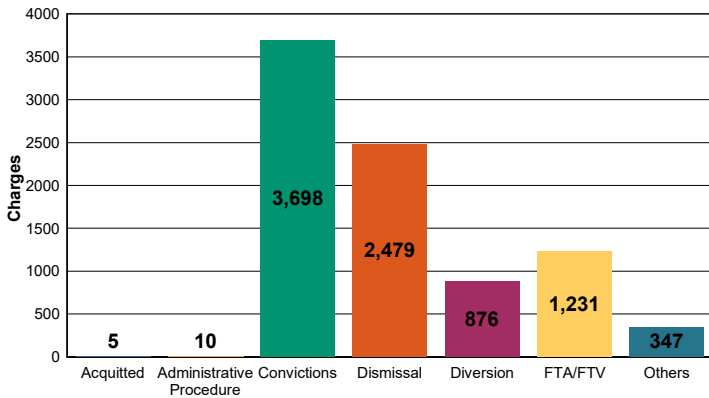
There were 8,646 felony level offenses and 376 non-felony level offenses disposed within 3,386 circuit criminal cases during the fiscal year. Non-felony offenses include misdemeanor, violation, local ordinance or other level offense(s) within those cases.

	Charges	Cases
Felony	8,646	3,386
Felony amended to Non-Felony	376	

Of those 8,646 felony offenses, 3,698 (42.77%) were convicted; 5 were acquitted (0.06%); and 2,479 (28.67%) were dismissed.

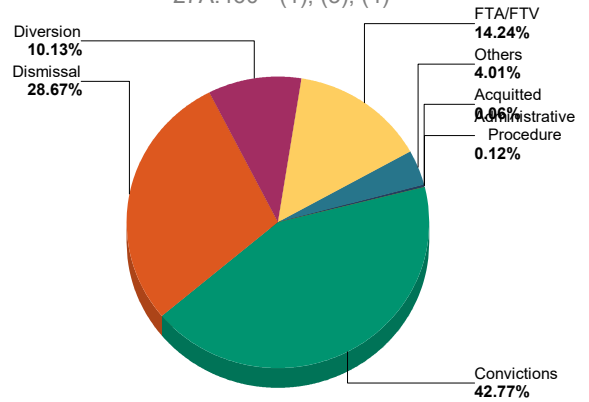
Felony Charges by Disposition Type

27A.460 - (1), (3), (4)



Percent of Charges by Disposition Type

27A.460 - (1), (3), (4)



27A.460 (1) Conviction percentages;

27A.460 (3) Percentage of acquittals;

27A.460(4) Percentage of dismissals;

* "Others" disposition type include: Denied, Extradition, Grand Jury, Granted, Hung Jury, Merged, Mistrial, No Action Taken By Grand Jury, Other, Pardon - Prior to Adjudication Only, Peace Bond, Remanded, Set Aside/Voided, Sealed Records, Transfer, Drug Court Transfer, Vacated Judgment

ADMINISTRATIVE OFFICE OF THE COURTS

Research & Statistics

Annual Report FY 2021

Circuit Court - "Felony" Criminal Cases

JEFFERSON

Sentence Information by Charge Disposition Type

27A.460 - (2)	Sentence Records	Jail or Prison Conditionally Discharged	Jail or Prison Suspended	Jail or Prison Time > 0	Net Costs > \$0.00	Net Fines > \$0.00	Net Home Incarceration Time	Net Home Incarceration Time Suspended	Net Probation Time Supervised	Net Probation Time Unsupervised	Net Suspended Costs > \$0.00	Net Suspended Fines > \$0.00	Other Conditions
Convicted	3,678	48 1.31%	1,580 42.96%	3,676 99.95%	428 11.64%	272 7.40%			1,548 42.09%	13 0.35%			402 10.93%
Dismissed	16		10 62.50%	11 68.75%	7 43.75%	2 12.50%			10 62.50%				3 18.75%
Diverted	9				7 77.78%	1 11.11%							
Others	246	2 0.81%	164 66.67%	246 100.00%	72 29.27%	19 7.72%			156 63.41%		2 0.81%	3 1.22%	49 19.92%
	3,949	50	1,754	3,933	514	294			1,714	13	2	3	454

27A.460 (2) Percentages of fines, imprisonment, or other penalty assessment;

* Percentages are based on total sentence records per category (convicted, acquitted...etc)

* There can be multiple sentence conditions to a single charge.

Plea Type

27A.460 - (5), (6)

		GUILTY	NOT GUILTY	UNKNOWN PLEA TYPE	TOTAL
Felony Charges	Original_Plea	617 7.14%	4,299 49.72%	3,730 43.14%	8,646 100.00%
	Final_Plea	4,176 48.30%	740 8.56%	3,730 43.14%	8,646 100.00%
Felony amended to Non-Felony	Original_Plea	4 1.06%	91 24.20%	281 74.73%	376 100.00%
	Final_Plea	13 3.46%	82 21.81%	281 74.73%	376 100.00%

27A.460 (5) Percentage of pleas as charges;

27A.460 (6) Percentage of pleas to reduce charges;

ADMINISTRATIVE OFFICE OF THE COURTS

Research & Statistics

Annual Report FY 2021

Circuit Court - "Felony" Criminal Cases

JEFFERSON

Cases can have multiple charges which are heard either by a court trial, jury trial, no trial or by a combination of trial types. Depending upon the seriousness of the offense and the consequences of a guilty verdict, defendants in criminal cases have the constitutional right to a jury of their peers. In a jury trial, the Judge decides questions of law, and the jury decides whether the defendant is guilty or not guilty on each of the offense(s) charged. In a court trial, the judge decides questions of law and decides if guilty or not guilty on each offense(s) charges. The cases are categorized by how all the charges within the case were disposed. If all charges were disposed by the same trial type, it's counted in the separate category, otherwise, it's counted within the "Mixed Trial" category. If a charge had a nothing entered or it had "no trial" it's counted in the "No Trial" category.

Cases by Trial Type	27A.460 - (7), (8), (9), (10)	COURT TRIAL	JURY TRIAL	NO TRIAL	Total
Felony Amended Down to Non-Felony		-	-	284 100.00%	284 100.00%
Felony Charges		2 0.06%	18 0.53%	3,367 99.44%	3,387 100.03%
Felony Convictions		-	11 0.71%	1,529 99.29%	1,540 100.00%

*27A.460 (7) Percentage of disposition to guilty as charged by trial;
 27A.460 (8) Percentage of those found guilty of lesser charge by trial;
 27A.460 (9) Percentage of cases where jury trial taken;
 27A.460 (10) Percentage of trials which are bench (court) trials; and*

**Shock Probation by
Disposition Type**

27A.440 (3b)

	Denied	Granted	Others	Vacated	Withdrawn	Total
0026090 SHOCK PROBATION IN FELONY CONVICTIONS	148 52.86%	119 42.50%	2 0.71%	1 0.36%	9 3.21%	279 99.6428%
0026100 SHOCK PROBATION IN MISDEMEANOR CONVICTIONS	1 0.36%	-	-	-	-	1 0.3571%

27A.440 (3) Cases in which shock probation has been granted:
 (b) Extracted data on shock probation shall be placed in the annual report of the Administrative Office of the Courts.

ADMINISTRATIVE OFFICE OF THE COURTS

Research & Statistics

Annual Report FY 2021

Circuit Court - "Felony" Criminal Cases

JEFFERSON

Youthful Offenders

Note: Per statute 635.020 (7) If a person who is eighteen (18) or older and before the court is charged with a felony that occurred prior to his eighteenth birthday, the court shall, upon motion of the county attorney made prior to adjudication, and after the county attorney has consulted with the Commonwealth's attorney, that the child be proceeded against as a youthful offender, proceed in accordance with the provisions of KRS 640.010.

The youthful offender data is pulled by looking at the circuit criminal cases with defendant's age calculated from date of birth to the case filing date, which is under 18, however, those eighteen(18) or older may not be accounted.

There were 121 felony level offenses and 1 non-felony level offenses disposed within 37 circuit criminal cases during the fiscal year. Non-felony offenses include misdemeanor, violation, local ordinance or other level offense(s) within those cases.

27A.460 - (11)		Charges	Cases
Felony		121	37
Felony amended to Non-Felony		1	

27A.460 (11) The number of juvenile offenders tried as an adult.

Of the 121 felony level offenses disposed within the youthful offender cases , 52 (42.98%) charges were convicted.

Youthful Offender	Convictions	Dismissal	Diversion	FTA/FTV	Others	Total
	Felony Charges by Disposition Type	52 42.98%	1 0.83%	48 39.67%	19 15.70%	1 0.83%

Youthful Offender	GUILTY	Total
	Felony Charges Convicted by Disposition Type	52 100.00%

ADMINISTRATIVE OFFICE OF THE COURTS

Research & Statistics

Annual Report FY 2021

Circuit Court - "Felony" Criminal Cases

JESSAMINE

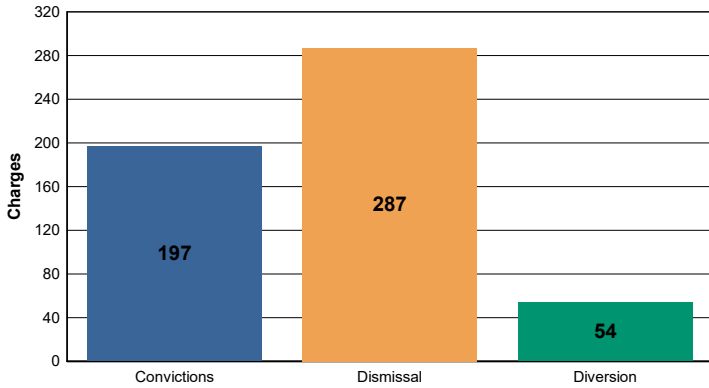
There were 538 felony level offenses and 66 non-felony level offenses disposed within 272 circuit criminal cases during the fiscal year. Non-felony offenses include misdemeanor, violation, local ordinance or other level offense(s) within those cases.

	Charges	Cases
Felony	538	272
Felony amended to Non-Felony	66	

Of those 538 felony offenses, 197 (36.62%) were convicted; were acquitted (%); and 287 (53.35%) were dismissed.

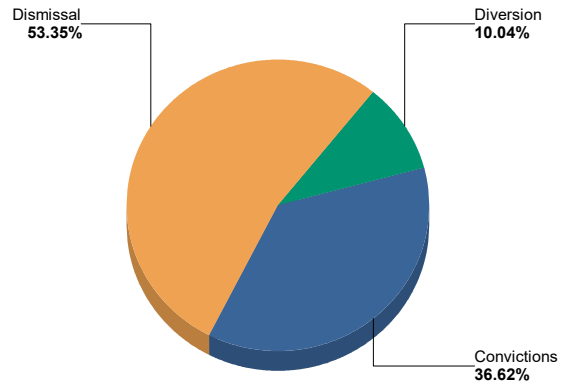
Felony Charges by Disposition Type

27A.460 - (1), (3), (4)



Percent of Charges by Disposition Type

27A.460 - (1), (3), (4)



27A.460 (1) Conviction percentages;

27A.460 (3) Percentage of acquittals;

27A.460(4) Percentage of dismissals;

* "Others" disposition type include: Denied, Extradition, Grand Jury, Granted, Hung Jury, Merged, Mistrial, No Action Taken By Grand Jury, Other, Pardon - Prior to Adjudication Only, Peace Bond, Remanded, Set Aside/Voided, Sealed Records, Transfer, Drug Court Transfer, Vacated Judgment

ADMINISTRATIVE OFFICE OF THE COURTS

Research & Statistics

Annual Report FY 2021

Circuit Court - "Felony" Criminal Cases

JESSAMINE

Sentence Information by Charge Disposition Type

27A.460 - (2)	Sentence Records	Jail or Prison Conditionally Discharged	Jail or Prison Suspended	Jail or Prison Time > 0	Net Costs > \$0.00	Net Fines > \$0.00	Net Home Incarceration Time	Net Home Incarceration Time Suspended	Net Probation Time Supervised	Net Probation Time Unsupervised	Net Suspended Costs > \$0.00	Net Suspended Fines > \$0.00	Other Conditions
Convicted	197	3 1.52%	115 58.38%	197 100.00%	72 36.55%	-	-	-	111 56.35%	5 2.54%	-	-	46 23.35%
Dismissed	12	-	12 100.00%	12 100.00%	4 33.33%	2 16.67%	-	-	12 100.00%	-	-	-	6 50.00%
	209	3	127	209	76	2	-	-	123	5	-	-	52

27A.460 (2) Percentages of fines, imprisonment, or other penalty assessment;

* Percentages are based on total sentence records per category (convicted, acquitted...etc)

* There can be multiple sentence conditions to a single charge.

Plea Type

27A.460 - (5), (6)		GUILTY	NOT GUILTY	UNKNOWN PLEA TYPE	TOTAL
Felony Charges	Original_Plea	9 1.67%	210 39.03%	319 59.29%	538 100.00%
	Final_Plea	212 39.41%	7 1.30%	319 59.29%	538 100.00%
Felony amended to Non-Felony	Original_Plea	-	-	66 100.00%	66 100.00%
	Final_Plea	-	-	66 100.00%	66 100.00%

27A.460 (5) Percentage of pleas as charges;

27A.460 (6) Percentage of pleas to reduce charges;

ADMINISTRATIVE OFFICE OF THE COURTS

Research & Statistics

Annual Report FY 2021

Circuit Court - "Felony" Criminal Cases

JESSAMINE

Cases can have multiple charges which are heard either by a court trial, jury trial, no trial or by a combination of trial types. Depending upon the seriousness of the offense and the consequences of a guilty verdict, defendants in criminal cases have the constitutional right to a jury of their peers. In a jury trial, the Judge decides questions of law, and the jury decides whether the defendant is guilty or not guilty on each of the offense(s) charged. In a court trial, the judge decides questions of law and decides if guilty or not guilty on each offense(s) charges. The cases are categorized by how all the charges within the case were disposed. If all charges were disposed by the same trial type, it's counted in the separate category, otherwise, it's counted within the "Mixed Trial" category. If a charge had a nothing entered or it had "no trial" it's counted in the "No Trial" category.

Cases by Trial Type	27A.460 - (7), (8), (9), (10)	NO TRIAL	Total
Felony Amended Down to Non-Felony		49 100.00%	49 100.00%
Felony Charges		272 100.00%	272 100.00%
Felony Convictions		119 100.00%	119 100.00%

*27A.460 (7) Percentage of disposition to guilty as charged by trial;
 27A.460 (8) Percentage of those found guilty of lesser charge by trial;
 27A.460 (9) Percentage of cases where jury trial taken;
 27A.460 (10) Percentage of trials which are bench (court) trials; and*

**Shock Probation by
Disposition Type**

	27A.440 (3b)	Granted	Vacated	Total
0026090 SHOCK PROBATION IN FELONY CONVICTIONS		7 87.50%	1 12.50%	8 100.0000%

27A.440 (3) Cases in which shock probation has been granted:
 (b) Extracted data on shock probation shall be placed in the annual report of the Administrative Office of the Courts.

ADMINISTRATIVE OFFICE OF THE COURTS

Research & Statistics

Annual Report FY 2021

Circuit Court - "Felony" Criminal Cases

JOHNSON

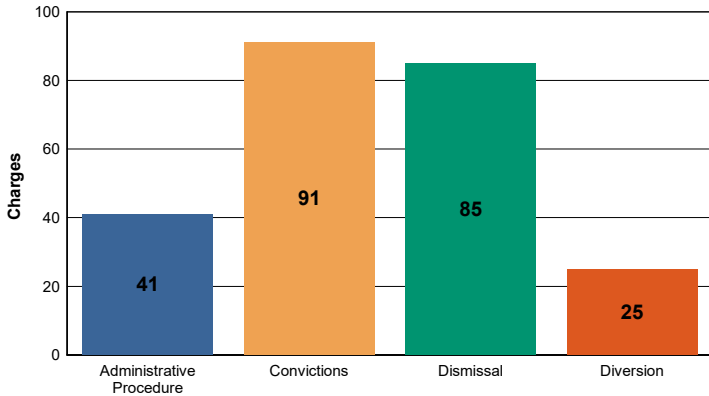
There were 242 felony level offenses and 5 non-felony level offenses disposed within 166 circuit criminal cases during the fiscal year. Non-felony offenses include misdemeanor, violation, local ordinance or other level offense(s) within those cases.

	Charges	Cases
Felony	242	166
Felony amended to Non-Felony	5	

Of those 242 felony offenses, 91 (37.60%) were convicted; were acquitted (%); and 85 (35.12%) were dismissed.

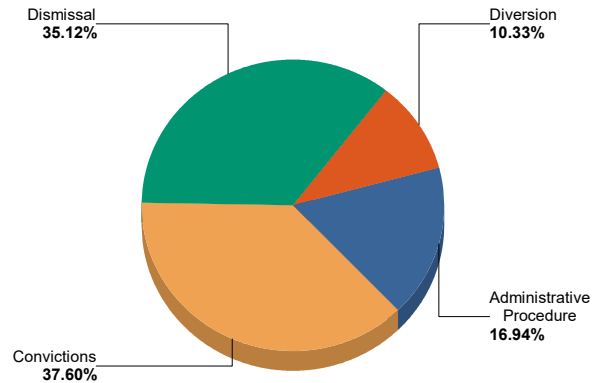
Felony Charges by Disposition Type

27A.460 - (1), (3), (4)



Percent of Charges by Disposition Type

27A.460 - (1), (3), (4)



27A.460 (1) Conviction percentages;

27A.460 (3) Percentage of acquittals;

27A.460(4) Percentage of dismissals;

* "Others" disposition type include: Denied, Extradition, Grand Jury, Granted, Hung Jury, Merged, Mistrial, No Action Taken By Grand Jury, Other, Pardon - Prior to Adjudication Only, Peace Bond, Remanded, Set Aside/Voided, Sealed Records, Transfer, Drug Court Transfer, Vacated Judgment

ADMINISTRATIVE OFFICE OF THE COURTS

Research & Statistics

Annual Report FY 2021

Circuit Court - "Felony" Criminal Cases

JOHNSON

Sentence Information by Charge Disposition Type

27A.460 - (2)	Sentence Records	Jail or Prison Conditionally Discharged	Jail or Prison Suspended	Jail or Prison Time > 0	Net Costs > \$0.00	Net Fines > \$0.00	Net Home Incarceration Time	Net Home Incarceration Time Suspended	Net Probation Time Supervised	Net Probation Time Unsupervised	Net Suspended Costs > \$0.00	Net Suspended Fines > \$0.00	Other Conditions
Convicted	88	8 9.09%	22 25.00%	88 100.00%	61 69.32%	2 2.27%			22 25.00%	7 7.95%			11 12.50%
	88	8	22	88	61	2			22	7			11

27A.460 (2) Percentages of fines, imprisonment, or other penalty assessment;

* Percentages are based on total sentence records per category (convicted, acquitted...etc)

* There can be multiple sentence conditions to a single charge.

Plea Type

27A.460 - (5), (6)		GUILTY	NOT GUILTY	UNKNOWN PLEA TYPE	TOTAL
Felony Charges	Original_Plea	14 5.79%	67 27.69%	161 66.53%	242 100.00%
	Final_Plea	51 21.07%	30 12.40%	161 66.53%	242 100.00%
Felony amended to Non-Felony	Original_Plea	-	-	5 100.00%	5 100.00%
	Final_Plea	-	-	5 100.00%	5 100.00%

27A.460 (5) Percentage of pleas as charges;

27A.460 (6) Percentage of pleas to reduce charges;

ADMINISTRATIVE OFFICE OF THE COURTS

Research & Statistics

Annual Report FY 2021

Circuit Court - "Felony" Criminal Cases

JOHNSON

Cases can have multiple charges which are heard either by a court trial, jury trial, no trial or by a combination of trial types. Depending upon the seriousness of the offense and the consequences of a guilty verdict, defendants in criminal cases have the constitutional right to a jury of their peers. In a jury trial, the Judge decides questions of law, and the jury decides whether the defendant is guilty or not guilty on each of the offense(s) charged. In a court trial, the judge decides questions of law and decides if guilty or not guilty on each offense(s) charges. The cases are categorized by how all the charges within the case were disposed. If all charges were disposed by the same trial type, it's counted in the separate category, otherwise, it's counted within the "Mixed Trial" category. If a charge had a nothing entered or it had "no trial" it's counted in the "No Trial" category.

Cases by Trial Type	27A.460 - (7), (8), (9), (10)	NO TRIAL	Total
Felony Amended Down to Non-Felony		5 100.00%	5 100.00%
Felony Charges		166 100.00%	166 100.00%
Felony Convictions		69 100.00%	69 100.00%

*27A.460 (7) Percentage of disposition to guilty as charged by trial;
 27A.460 (8) Percentage of those found guilty of lesser charge by trial;
 27A.460 (9) Percentage of cases where jury trial taken;
 27A.460 (10) Percentage of trials which are bench (court) trials; and*

**Shock Probation by
Disposition Type**

	27A.440 (3b)	Denied	Total
0026090 SHOCK PROBATION IN FELONY CONVICTIONS		5 100.00%	5 100.0000%

27A.440 (3) Cases in which shock probation has been granted:
 (b) Extracted data on shock probation shall be placed in the annual report of the Administrative Office of the Courts.

ADMINISTRATIVE OFFICE OF THE COURTS

Research & Statistics

Annual Report FY 2021

Circuit Court - "Felony" Criminal Cases

KENTON

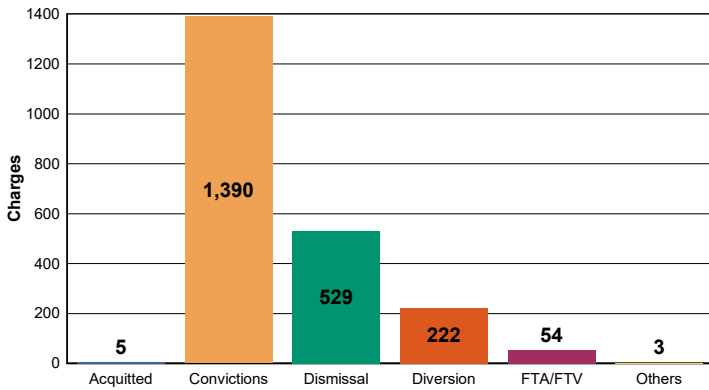
There were 2,203 felony level offenses and 104 non-felony level offenses disposed within 1,611 circuit criminal cases during the fiscal year. Non-felony offenses include misdemeanor, violation, local ordinance or other level offense(s) within those cases.

	Charges	Cases
Felony	2,203	1,611
Felony amended to Non-Felony	104	

Of those 2,203 felony offenses, 1,390 (63.10%) were convicted; 5 were acquitted (0.23%); and 529 (24.01%) were dismissed.

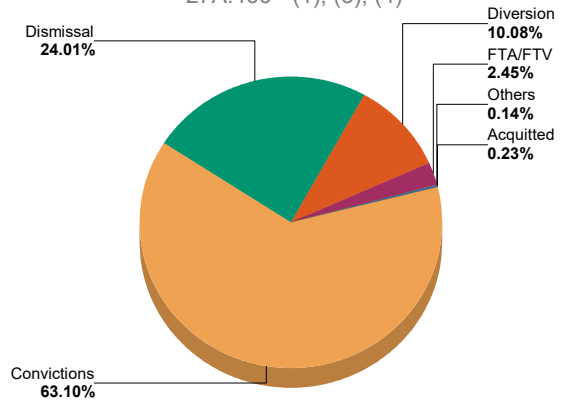
Felony Charges by Disposition Type

27A.460 - (1), (3), (4)



Percent of Charges by Disposition Type

27A.460 - (1), (3), (4)



27A.460 (1) Conviction percentages;

27A.460 (3) Percentage of acquittals;

27A.460(4) Percentage of dismissals;

* "Others" disposition type include: Denied, Extradition, Grand Jury, Granted, Hung Jury, Merged, Mistrial, No Action Taken By Grand Jury, Other, Pardon - Prior to Adjudication Only, Peace Bond, Remanded, Set Aside/Voided, Sealed Records, Transfer, Drug Court Transfer, Vacated Judgment

ADMINISTRATIVE OFFICE OF THE COURTS

Research & Statistics

Annual Report FY 2021

Circuit Court - "Felony" Criminal Cases

KENTON

Sentence Information by Charge Disposition Type

27A.460 - (2)	Sentence Records	Jail or Prison Conditionally Discharged	Jail or Prison Suspended	Jail or Prison Time > 0	Net Costs > \$0.00	Net Fines > \$0.00	Net Home Incarceration Time	Net Home Incarceration Time Suspended	Net Probation Time Supervised	Net Probation Time Unsupervised	Net Suspended Costs > \$0.00	Net Suspended Fines > \$0.00	Other Conditions
Convicted	1,367	20 1.46%	843 61.67%	1,366 99.93%	660 48.28%	85 6.22%	2 0.15%		5 0.37%		233 17.04%		194 14.19%
Dismissed	8	1 12.50%		2 25.00%	2 25.00%								4 50.00%
Others	1		1 100.00%	1 100.00%	1 100.00%								
	1,376	21	844	1,369	663	85	2		5		233		198

27A.460 (2) Percentages of fines, imprisonment, or other penalty assessment;

* Percentages are based on total sentence records per category (convicted, acquitted...etc)

* There can be multiple sentence conditions to a single charge.

Plea Type

Plea Type	27A.460 - (5), (6)	GUILTY	NOT GUILTY	UNKNOWN PLEA TYPE	TOTAL
Felony Charges	Original_Plea	91 4.13%	1,323 60.05%	789 35.81%	2,203 100.00%
	Final_Plea	1,390 63.10%	24 1.09%	789 35.81%	2,203 100.00%
Felony amended to Non-Felony	Original_Plea	-	5 4.81%	99 95.19%	104 100.00%
	Final_Plea	4 3.85%	1 0.96%	99 95.19%	104 100.00%

27A.460 (5) Percentage of pleas as charges;

27A.460 (6) Percentage of pleas to reduce charges;

ADMINISTRATIVE OFFICE OF THE COURTS

Research & Statistics

Annual Report FY 2021

Circuit Court - "Felony" Criminal Cases

KENTON

Cases can have multiple charges which are heard either by a court trial, jury trial, no trial or by a combination of trial types. Depending upon the seriousness of the offense and the consequences of a guilty verdict, defendants in criminal cases have the constitutional right to a jury of their peers. In a jury trial, the Judge decides questions of law, and the jury decides whether the defendant is guilty or not guilty on each of the offense(s) charged. In a court trial, the judge decides questions of law and decides if guilty or not guilty on each offense(s) charges. The cases are categorized by how all the charges within the case were disposed. If all charges were disposed by the same trial type, it's counted in the separate category, otherwise, it's counted within the "Mixed Trial" category. If a charge had a nothing entered or it had "no trial" it's counted in the "No Trial" category.

Cases by Trial Type	27A.460 - (7), (8), (9), (10)	JURY TRIAL	NO TRIAL	Total
Felony Amended Down to Non-Felony		1 0.98%	101 99.02%	102 100.00%
Felony Charges		5 0.31%	1,607 99.75%	1,612 100.06%
Felony Convictions		4 0.37%	1,090 99.73%	1,094 100.09%

*27A.460 (7) Percentage of disposition to guilty as charged by trial;
 27A.460 (8) Percentage of those found guilty of lesser charge by trial;
 27A.460 (9) Percentage of cases where jury trial taken;
 27A.460 (10) Percentage of trials which are bench (court) trials; and*

**Shock Probation by
Disposition Type**

	27A.440 (3b)	Denied	Granted	Total
0026090 SHOCK PROBATION IN FELONY CONVICTIONS		97 89.81%	11 10.19%	108 100.0000%

27A.440 (3) Cases in which shock probation has been granted:
 (b) Extracted data on shock probation shall be placed in the annual report of the Administrative Office of the Courts.

ADMINISTRATIVE OFFICE OF THE COURTS

Research & Statistics

Annual Report FY 2021

Circuit Court - "Felony" Criminal Cases

KENTON

Youthful Offenders

Note: Per statute 635.020 (7) If a person who is eighteen (18) or older and before the court is charged with a felony that occurred prior to his eighteenth birthday, the court shall, upon motion of the county attorney made prior to adjudication, and after the county attorney has consulted with the Commonwealth's attorney, that the child be proceeded against as a youthful offender, proceed in accordance with the provisions of KRS 640.010.

The youthful offender data is pulled by looking at the circuit criminal cases with defendant's age calculated from date of birth to the case filing date, which is under 18, however, those eighteen(18) or older may not be accounted.

There were 9 felony level offenses and 2 non-felony level offenses disposed within 1 circuit criminal cases during the fiscal year. Non-felony offenses include misdemeanor, violation, local ordinance or other level offense(s) within those cases.

27A.460 - (11)		Charges	Cases
Felony		9	1
Felony amended to Non-Felony		2	

27A.460 (11) The number of juvenile offenders tried as an adult.

Of the 9 felony level offenses disposed within the youthful offender cases, 8 (88.89%) charges were convicted.

Youthful Offender	Convictions	Dismissal	Total
	Felony Charges by Disposition Type	8 88.89%	1 11.11%

Youthful Offender	GUILTY	Total
	Felony Charges Convicted by Disposition Type	8 100.00%

ADMINISTRATIVE OFFICE OF THE COURTS

Research & Statistics

Annual Report FY 2021

Circuit Court - "Felony" Criminal Cases

KNOTT

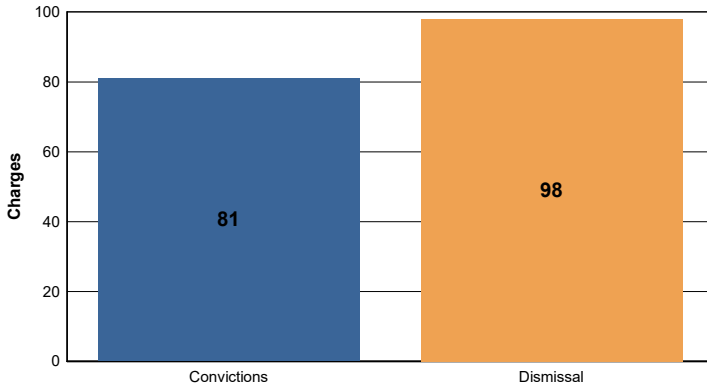
There were 179 felony level offenses and 5 non-felony level offenses disposed within 92 circuit criminal cases during the fiscal year. Non-felony offenses include misdemeanor, violation, local ordinance or other level offense(s) within those cases.

	Charges	Cases
Felony	179	92
Felony amended to Non-Felony	5	

Of those 179 felony offenses, 81 (45.25%) were convicted; were acquitted (%); and 98 (54.75%) were dismissed.

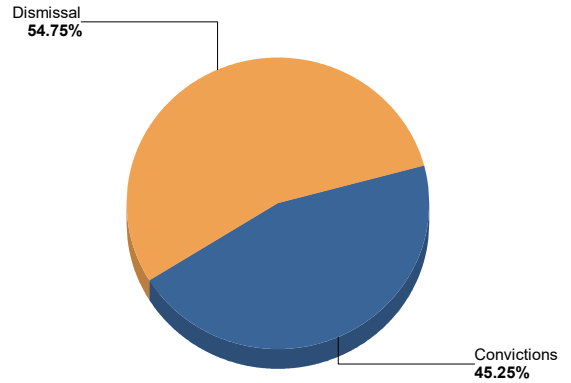
Felony Charges by Disposition Type

27A.460 - (1), (3), (4)



Percent of Charges by Disposition Type

27A.460 - (1), (3), (4)



27A.460 (1) Conviction percentages;

27A.460 (3) Percentage of acquittals;

27A.460(4) Percentage of dismissals;

* "Others" disposition type include: Denied, Extradition, Grand Jury, Granted, Hung Jury, Merged, Mistrial, No Action Taken By Grand Jury, Other, Pardon - Prior to Adjudication Only, Peace Bond, Remanded, Set Aside/Voided, Sealed Records, Transfer, Drug Court Transfer, Vacated Judgment

ADMINISTRATIVE OFFICE OF THE COURTS

Research & Statistics

Annual Report FY 2021

Circuit Court - "Felony" Criminal Cases

KNOTT

Sentence Information by Charge Disposition Type

27A.460 - (2)	Sentence Records	Jail or Prison Conditionally Discharged	Jail or Prison Suspended	Jail or Prison Time > 0	Net Costs > \$0.00	Net Fines > \$0.00	Net Home Incarceration Time	Net Home Incarceration Time Suspended	Net Probation Time Supervised	Net Probation Time Unsupervised	Net Suspended Costs > \$0.00	Net Suspended Fines > \$0.00	Other Conditions
Convicted	81	41 50.62%	1 1.23%	81 100.00%	73 90.12%				42 51.85%				41 50.62%
	81	41	1	81	73				42				41

27A.460 (2) Percentages of fines, imprisonment, or other penalty assessment;

* Percentages are based on total sentence records per category (convicted, acquitted...etc)

* There can be multiple sentence conditions to a single charge.

Plea Type

	27A.460 - (5), (6)	UNKNOWN PLEA TYPE	TOTAL
Felony Charges	Original_Plea	179 100.00%	179 100.00%
	Final_Plea	179 100.00%	179 100.00%
Felony amended to Non-Felony	Original_Plea	5 100.00%	5 100.00%
	Final_Plea	5 100.00%	5 100.00%

27A.460 (5) Percentage of pleas as charges;

27A.460 (6) Percentage of pleas to reduce charges;

ADMINISTRATIVE OFFICE OF THE COURTS

Research & Statistics

Annual Report FY 2021

Circuit Court - "Felony" Criminal Cases

KNOTT

Cases can have multiple charges which are heard either by a court trial, jury trial, no trial or by a combination of trial types. Depending upon the seriousness of the offense and the consequences of a guilty verdict, defendants in criminal cases have the constitutional right to a jury of their peers. In a jury trial, the Judge decides questions of law, and the jury decides whether the defendant is guilty or not guilty on each of the offense(s) charged. In a court trial, the judge decides questions of law and decides if guilty or not guilty on each offense(s) charges. The cases are categorized by how all the charges within the case were disposed. If all charges were disposed by the same trial type, it's counted in the separate category, otherwise, it's counted within the "Mixed Trial" category. If a charge had a nothing entered or it had "no trial" it's counted in the "No Trial" category.

Cases by Trial Type	27A.460 - (7), (8), (9), (10)	NO TRIAL	Total
Felony Amended Down to Non-Felony		5 100.00%	5 100.00%
Felony Charges		92 100.00%	92 100.00%
Felony Convictions		74 100.00%	74 100.00%

27A.460 (7) Percentage of disposition to guilty as charged by trial;
27A.460 (8) Percentage of those found guilty of lesser charge by trial;
27A.460 (9) Percentage of cases where jury trial taken;
27A.460 (10) Percentage of trials which are bench (court) trials; and

ADMINISTRATIVE OFFICE OF THE COURTS

Research & Statistics

Annual Report FY 2021

Circuit Court - "Felony" Criminal Cases

KNOX

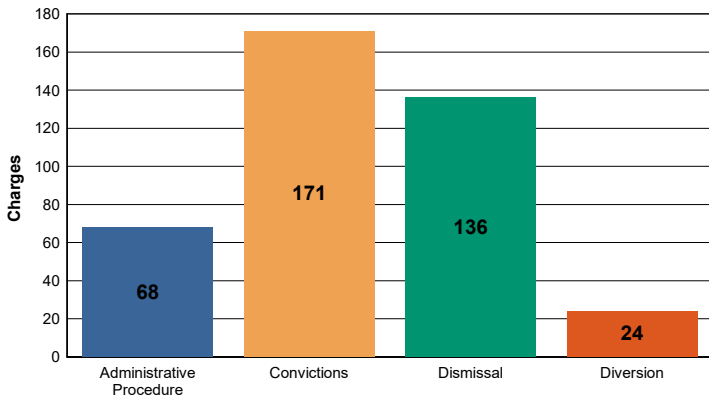
There were 399 felony level offenses and 3 non-felony level offenses disposed within 213 circuit criminal cases during the fiscal year. Non-felony offenses include misdemeanor, violation, local ordinance or other level offense(s) within those cases.

	Charges	Cases
Felony	399	213
Felony amended to Non-Felony	3	

Of those 399 felony offenses, 171 (42.86%) were convicted; were acquitted (%); and 136 (34.09%) were dismissed.

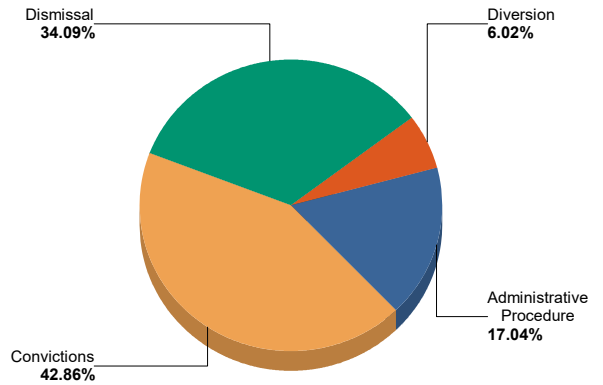
Felony Charges by Disposition Type

27A.460 - (1), (3), (4)



Percent of Charges by Disposition Type

27A.460 - (1), (3), (4)



27A.460 (1) Conviction percentages;

27A.460 (3) Percentage of acquittals;

27A.460(4) Percentage of dismissals;

* "Others" disposition type include: Denied, Extradition, Grand Jury, Granted, Hung Jury, Merged, Mistrial, No Action Taken By Grand Jury, Other, Pardon - Prior to Adjudication Only, Peace Bond, Remanded, Set Aside/Voided, Sealed Records, Transfer, Drug Court Transfer, Vacated Judgment

ADMINISTRATIVE OFFICE OF THE COURTS

Research & Statistics

Annual Report FY 2021

Circuit Court - "Felony" Criminal Cases

KNOX

Sentence Information by Charge Disposition Type

27A.460 - (2)	Sentence Records	Jail or Prison Conditionally Discharged	Jail or Prison Suspended	Jail or Prison Time > 0	Net Costs > \$0.00	Net Fines > \$0.00	Net Home Incarceration Time	Net Home Incarceration Time Suspended	Net Probation Time Supervised	Net Probation Time Unsupervised	Net Suspended Costs > \$0.00	Net Suspended Fines > \$0.00	Other Conditions
Convicted	159		60	154	108	2			57	2			56
			37.74%	96.86%	67.92%	1.26%			35.85%	1.26%			35.22%
Dismissed	6	1		4	6	5			3	1			5
		16.67%		66.67%	100.00%	83.33%			50.00%	16.67%			83.33%
Diverted	23				18								11
					78.26%								47.83%
	188	1	64	160	131	2			60	3			72

27A.460 (2) Percentages of fines, imprisonment, or other penalty assessment;

* Percentages are based on total sentence records per category (convicted, acquitted...etc)

* There can be multiple sentence conditions to a single charge.

Plea Type

Plea Type	27A.460 - (5), (6)	GUILTY		NOT GUILTY		UNKNOWN PLEA TYPE		TOTAL	
		Count	Percentage	Count	Percentage	Count	Percentage	Count	Percentage
Felony Charges	Original_Plea	-	0.00%	1	0.25%	398	99.75%	399	100.00%
	Final_Plea	1	0.25%	-	0.00%	398	99.75%	399	100.00%
Felony amended to Non-Felony	Original_Plea	-	0.00%	-	0.00%	3	100.00%	3	100.00%
	Final_Plea	-	0.00%	-	0.00%	3	100.00%	3	100.00%

27A.460 (5) Percentage of pleas as charges;

27A.460 (6) Percentage of pleas to reduce charges;

ADMINISTRATIVE OFFICE OF THE COURTS

Research & Statistics

Annual Report FY 2021

Circuit Court - "Felony" Criminal Cases

KNOX

Cases can have multiple charges which are heard either by a court trial, jury trial, no trial or by a combination of trial types. Depending upon the seriousness of the offense and the consequences of a guilty verdict, defendants in criminal cases have the constitutional right to a jury of their peers. In a jury trial, the Judge decides questions of law, and the jury decides whether the defendant is guilty or not guilty on each of the offense(s) charged. In a court trial, the judge decides questions of law and decides if guilty or not guilty on each offense(s) charges. The cases are categorized by how all the charges within the case were disposed. If all charges were disposed by the same trial type, it's counted in the separate category, otherwise, it's counted within the "Mixed Trial" category. If a charge had a nothing entered or it had "no trial" it's counted in the "No Trial" category.

Cases by Trial Type	27A.460 - (7), (8), (9), (10)	JURY TRIAL	NO TRIAL	Total
Felony Amended Down to Non-Felony		-	3 100.00%	3 100.00%
Felony Charges		1 0.47%	212 99.53%	213 100.00%
Felony Convictions		1 0.78%	128 99.22%	129 100.00%

*27A.460 (7) Percentage of disposition to guilty as charged by trial;
 27A.460 (8) Percentage of those found guilty of lesser charge by trial;
 27A.460 (9) Percentage of cases where jury trial taken;
 27A.460 (10) Percentage of trials which are bench (court) trials; and*

**Shock Probation by
Disposition Type**

	27A.440 (3b)	Denied	Total
0026090 SHOCK PROBATION IN FELONY CONVICTIONS		2 100.00%	2 100.0000%

27A.440 (3) Cases in which shock probation has been granted:
 (b) Extracted data on shock probation shall be placed in the annual report of the Administrative Office of the Courts.

ADMINISTRATIVE OFFICE OF THE COURTS

Research & Statistics

Annual Report FY 2021

Circuit Court - "Felony" Criminal Cases

LARUE

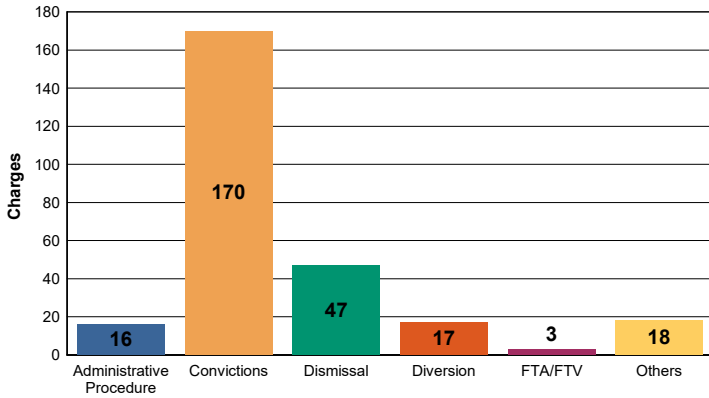
There were 271 felony level offenses and 16 non-felony level offenses disposed within 124 circuit criminal cases during the fiscal year. Non-felony offenses include misdemeanor, violation, local ordinance or other level offense(s) within those cases.

	Charges	Cases
Felony	271	124
Felony amended to Non-Felony	16	

Of those 271 felony offenses, 170 (62.73%) were convicted; were acquitted (%); and 47 (17.34%) were dismissed.

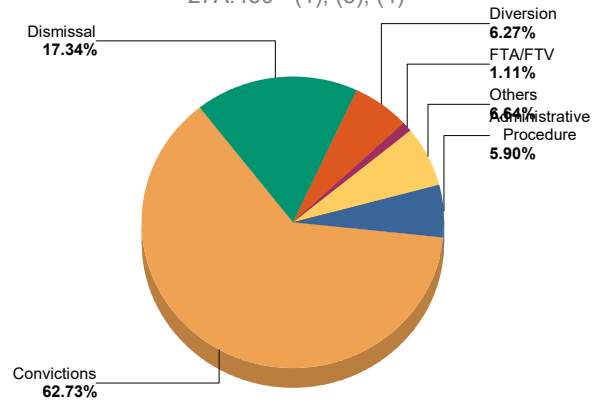
Felony Charges by Disposition Type

27A.460 - (1), (3), (4)



Percent of Charges by Disposition Type

27A.460 - (1), (3), (4)



27A.460 (1) Conviction percentages;

27A.460 (3) Percentage of acquittals;

27A.460(4) Percentage of dismissals;

* "Others" disposition type include: Denied, Extradition, Grand Jury, Granted, Hung Jury, Merged, Mistrial, No Action Taken By Grand Jury, Other, Pardon - Prior to Adjudication Only, Peace Bond, Remanded, Set Aside/Voided, Sealed Records, Transfer, Drug Court Transfer, Vacated Judgment

ADMINISTRATIVE OFFICE OF THE COURTS

Research & Statistics

Annual Report FY 2021

Circuit Court - "Felony" Criminal Cases

LARUE

Sentence Information by Charge Disposition Type

27A.460 - (2)	Sentence Records	Jail or Prison Conditionally Discharged	Jail or Prison Suspended	Jail or Prison Time > 0	Net Costs > \$0.00	Net Fines > \$0.00	Net Home Incarceration Time	Net Home Incarceration Time Suspended	Net Probation Time Supervised	Net Probation Time Unsupervised	Net Suspended Costs > \$0.00	Net Suspended Fines > \$0.00	Other Conditions
Convicted	167	1 0.60%	99 59.28%	167 100.00%	69 41.32%	3 1.80%			99 59.28%				58 34.73%
Dismissed	15				14 93.33%								6 40.00%
Diverted	9				8 88.89%								4 44.44%
Others	7		1 14.29%	3 42.86%	7 100.00%				1 14.29%				3 42.86%
	198	1	100	170	98	3			100				71

27A.460 (2) Percentages of fines, imprisonment, or other penalty assessment;

* Percentages are based on total sentence records per category (convicted, acquitted...etc)

* There can be multiple sentence conditions to a single charge.

Plea Type

27A.460 - (5), (6)

		GUILTY	NOT GUILTY	UNKNOWN PLEA TYPE	TOTAL
Felony Charges	Original_Plea	-	3 1.11%	268 98.89%	271 100.00%
	Final_Plea	1 0.37%	2 0.74%	268 98.89%	271 100.00%
Felony amended to Non-Felony	Original_Plea	-	-	16 100.00%	16 100.00%
	Final_Plea	-	-	16 100.00%	16 100.00%

27A.460 (5) Percentage of pleas as charges;

27A.460 (6) Percentage of pleas to reduce charges;

ADMINISTRATIVE OFFICE OF THE COURTS

Research & Statistics

Annual Report FY 2021

Circuit Court - "Felony" Criminal Cases

LARUE

Cases can have multiple charges which are heard either by a court trial, jury trial, no trial or by a combination of trial types. Depending upon the seriousness of the offense and the consequences of a guilty verdict, defendants in criminal cases have the constitutional right to a jury of their peers. In a jury trial, the Judge decides questions of law, and the jury decides whether the defendant is guilty or not guilty on each of the offense(s) charged. In a court trial, the judge decides questions of law and decides if guilty or not guilty on each offense(s) charges. The cases are categorized by how all the charges within the case were disposed. If all charges were disposed by the same trial type, it's counted in the separate category, otherwise, it's counted within the "Mixed Trial" category. If a charge had a nothing entered or it had "no trial" it's counted in the "No Trial" category.

Cases by Trial Type	27A.460 - (7), (8), (9), (10)	NO TRIAL	Total
Felony Amended Down to Non-Felony		15 100.00%	15 100.00%
Felony Charges		124 100.00%	124 100.00%
Felony Convictions		69 100.00%	69 100.00%

*27A.460 (7) Percentage of disposition to guilty as charged by trial;
 27A.460 (8) Percentage of those found guilty of lesser charge by trial;
 27A.460 (9) Percentage of cases where jury trial taken;
 27A.460 (10) Percentage of trials which are bench (court) trials; and*

**Shock Probation by
Disposition Type**

	27A.440 (3b)	Denied	Granted	Total
0026090 SHOCK PROBATION IN FELONY CONVICTIONS		9 90.00%	1 10.00%	10 100.0000%

27A.440 (3) Cases in which shock probation has been granted:
 (b) Extracted data on shock probation shall be placed in the annual report of the Administrative Office of the Courts.

ADMINISTRATIVE OFFICE OF THE COURTS

Research & Statistics

Annual Report FY 2021

Circuit Court - "Felony" Criminal Cases

LAUREL

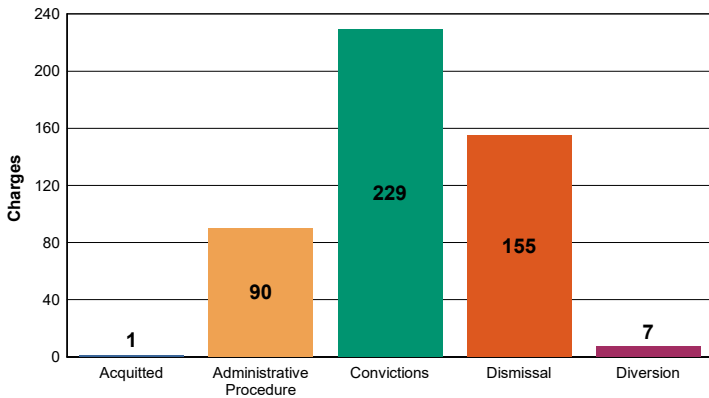
There were 482 felony level offenses and 14 non-felony level offenses disposed within 321 circuit criminal cases during the fiscal year. Non-felony offenses include misdemeanor, violation, local ordinance or other level offense(s) within those cases.

	Charges	Cases
Felony	482	321
Felony amended to Non-Felony	14	

Of those 482 felony offenses, 229 (47.51%) were convicted; 1 were acquitted (0.21%); and 155 (32.16%) were dismissed.

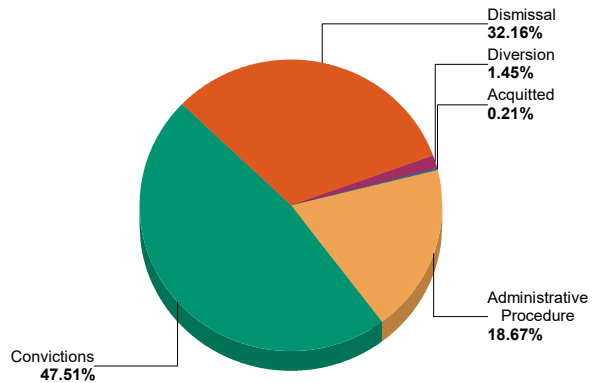
Felony Charges by Disposition Type

27A.460 - (1), (3), (4)



Percent of Charges by Disposition Type

27A.460 - (1), (3), (4)



27A.460 (1) Conviction percentages;

27A.460 (3) Percentage of acquittals;

27A.460(4) Percentage of dismissals;

* "Others" disposition type include: Denied, Extradition, Grand Jury, Granted, Hung Jury, Merged, Mistrial, No Action Taken By Grand Jury, Other, Pardon - Prior to Adjudication Only, Peace Bond, Remanded, Set Aside/Voided, Sealed Records, Transfer, Drug Court Transfer, Vacated Judgment

ADMINISTRATIVE OFFICE OF THE COURTS

Research & Statistics

Annual Report FY 2021

Circuit Court - "Felony" Criminal Cases

LAUREL

Sentence Information by Charge Disposition Type

27A.460 - (2)	Sentence Records	Jail or Prison Conditionally Discharged	Jail or Prison Suspended	Jail or Prison Time > 0	Net Costs > \$0.00	Net Fines > \$0.00	Net Home Incarceration Time	Net Home Incarceration Time Suspended	Net Probation Time Supervised	Net Probation Time Unsupervised	Net Suspended Costs > \$0.00	Net Suspended Fines > \$0.00	Other Conditions
AP	2		2	2	2				2				
		100.00%	100.00%	100.00%					100.00%				
Convicted	218		103	216	131	3			94	7			2
		47.25%	99.08%	60.09%	1.38%			43.12%	3.21%				0.92%
Diverted	1												
	221		105	218	133	3			96	7			2

27A.460 (2) Percentages of fines, imprisonment, or other penalty assessment;

* Percentages are based on total sentence records per category (convicted, acquitted...etc)

* There can be multiple sentence conditions to a single charge.

Plea Type

27A.460 - (5), (6)		NOT GUILTY	UNKNOWN PLEA TYPE	TOTAL
Felony Charges	Original_Plea	2	480	482
		0.41%	99.59%	100.00%
Felony amended to Non-Felony	Final_Plea	2	480	482
		0.41%	99.59%	100.00%
	Original_Plea	-	14	14
		0.00%	100.00%	100.00%
	Final_Plea	-	14	14
		0.00%	100.00%	100.00%

27A.460 (5) Percentage of pleas as charges;

27A.460 (6) Percentage of pleas to reduce charges;

ADMINISTRATIVE OFFICE OF THE COURTS

Research & Statistics

Annual Report FY 2021

Circuit Court - "Felony" Criminal Cases

LAUREL

Cases can have multiple charges which are heard either by a court trial, jury trial, no trial or by a combination of trial types. Depending upon the seriousness of the offense and the consequences of a guilty verdict, defendants in criminal cases have the constitutional right to a jury of their peers. In a jury trial, the Judge decides questions of law, and the jury decides whether the defendant is guilty or not guilty on each of the offense(s) charged. In a court trial, the judge decides questions of law and decides if guilty or not guilty on each offense(s) charges. The cases are categorized by how all the charges within the case were disposed. If all charges were disposed by the same trial type, it's counted in the separate category, otherwise, it's counted within the "Mixed Trial" category. If a charge had a nothing entered or it had "no trial" it's counted in the "No Trial" category.

Cases by Trial Type	27A.460 - (7), (8), (9), (10)	JURY TRIAL	NO TRIAL	Total
Felony Amended Down to Non-Felony		-	13 100.00%	13 100.00%
Felony Charges		2 0.62%	319 99.38%	321 100.00%
Felony Convictions		1 0.50%	199 99.50%	200 100.00%

*27A.460 (7) Percentage of disposition to guilty as charged by trial;
 27A.460 (8) Percentage of those found guilty of lesser charge by trial;
 27A.460 (9) Percentage of cases where jury trial taken;
 27A.460 (10) Percentage of trials which are bench (court) trials; and*

**Shock Probation by
Disposition Type**

	27A.440 (3b)	Denied	Granted	Total
0026090 SHOCK PROBATION IN FELONY CONVICTIONS		2 66.67%	1 33.33%	3 100.0000%

27A.440 (3) Cases in which shock probation has been granted:
 (b) Extracted data on shock probation shall be placed in the annual report of the Administrative Office of the Courts.

ADMINISTRATIVE OFFICE OF THE COURTS

Research & Statistics

Annual Report FY 2021

Circuit Court - "Felony" Criminal Cases

LAWRENCE

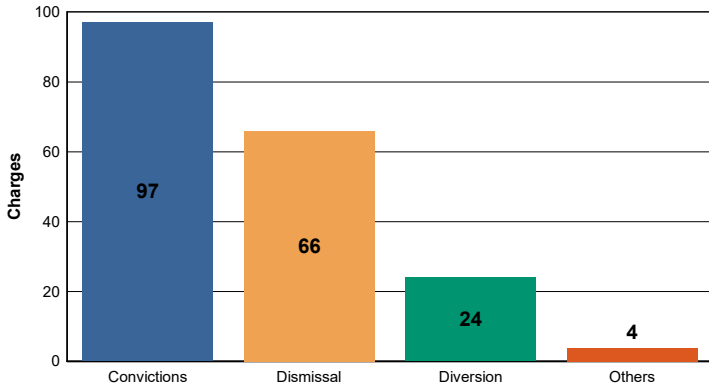
There were 191 felony level offenses and 11 non-felony level offenses disposed within 103 circuit criminal cases during the fiscal year. Non-felony offenses include misdemeanor, violation, local ordinance or other level offense(s) within those cases.

	Charges	Cases
Felony	191	103
Felony amended to Non-Felony	11	

Of those 191 felony offenses, 97 (50.79%) were convicted; were acquitted (%); and 66 (34.55%) were dismissed.

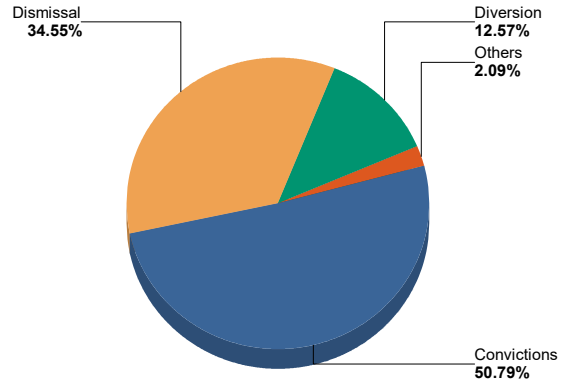
Felony Charges by Disposition Type

27A.460 - (1), (3), (4)



Percent of Charges by Disposition Type

27A.460 - (1), (3), (4)



27A.460 (1) Conviction percentages;

27A.460 (3) Percentage of acquittals;

27A.460(4) Percentage of dismissals;

* "Others" disposition type include: Denied, Extradition, Grand Jury, Granted, Hung Jury, Merged, Mistrial, No Action Taken By Grand Jury, Other, Pardon - Prior to Adjudication Only, Peace Bond, Remanded, Set Aside/Voided, Sealed Records, Transfer, Drug Court Transfer, Vacated Judgment

ADMINISTRATIVE OFFICE OF THE COURTS

Research & Statistics

Annual Report FY 2021

Circuit Court - "Felony" Criminal Cases

LAWRENCE

Sentence Information by Charge Disposition Type

27A.460 - (2)	Sentence Records	Jail or Prison Conditionally Discharged	Jail or Prison Suspended	Jail or Prison Time > 0	Net Costs > \$0.00	Net Fines > \$0.00	Net Home Incarceration Time	Net Home Incarceration Time Suspended	Net Probation Time Supervised	Net Probation Time Unsupervised	Net Suspended Costs > \$0.00	Net Suspended Fines > \$0.00	Other Conditions
Convicted	97	5 5.15%	68 70.10%	96 98.97%					31 31.96%	38 39.18%			34 35.05%
Dismissed	32	11 34.38%	21 65.63%	32 100.00%	5 15.63%		2 6.25%		16 50.00%	8 25.00%			15 46.88%
Diverted	23	4 17.39%	19 82.61%	23 100.00%					11 47.83%	12 52.17%			8 34.78%
	152	20	108	151	5		2		58	58			57

27A.460 (2) Percentages of fines, imprisonment, or other penalty assessment;

* Percentages are based on total sentence records per category (convicted, acquitted...etc)

* There can be multiple sentence conditions to a single charge.

Plea Type

27A.460 - (5), (6)

		GUILTY	NOT GUILTY	UNKNOWN PLEA TYPE	TOTAL
Felony Charges	Original_Plea	1 0.52%	88 46.07%	102 53.40%	191 100.00%
	Final_Plea	83 43.46%	6 3.14%	102 53.40%	191 100.00%
Felony amended to Non-Felony	Original_Plea	-	4 36.36%	7 63.64%	11 100.00%
	Final_Plea	-	4 36.36%	7 63.64%	11 100.00%

27A.460 (5) Percentage of pleas as charges;

27A.460 (6) Percentage of pleas to reduce charges;

ADMINISTRATIVE OFFICE OF THE COURTS

Research & Statistics

Annual Report FY 2021

Circuit Court - "Felony" Criminal Cases

LAWRENCE

Cases can have multiple charges which are heard either by a court trial, jury trial, no trial or by a combination of trial types. Depending upon the seriousness of the offense and the consequences of a guilty verdict, defendants in criminal cases have the constitutional right to a jury of their peers. In a jury trial, the Judge decides questions of law, and the jury decides whether the defendant is guilty or not guilty on each of the offense(s) charged. In a court trial, the judge decides questions of law and decides if guilty or not guilty on each offense(s) charges. The cases are categorized by how all the charges within the case were disposed. If all charges were disposed by the same trial type, it's counted in the separate category, otherwise, it's counted within the "Mixed Trial" category. If a charge had a nothing entered or it had "no trial" it's counted in the "No Trial" category.

Cases by Trial Type	27A.460 - (7), (8), (9), (10)	NO TRIAL	Total
Felony Amended Down to Non-Felony		11 100.00%	11 100.00%
Felony Charges		103 100.00%	103 100.00%
Felony Convictions		44 100.00%	44 100.00%

27A.460 (7) Percentage of disposition to guilty as charged by trial;
27A.460 (8) Percentage of those found guilty of lesser charge by trial;
27A.460 (9) Percentage of cases where jury trial taken;
27A.460 (10) Percentage of trials which are bench (court) trials; and

ADMINISTRATIVE OFFICE OF THE COURTS

Research & Statistics

Annual Report FY 2021

Circuit Court - "Felony" Criminal Cases

LEE

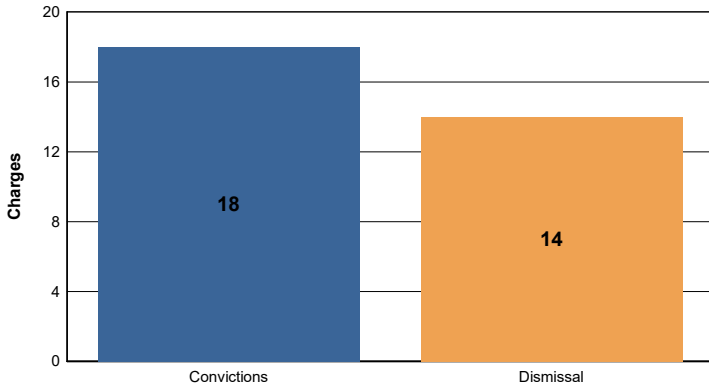
There were 32 felony level offenses and 0 non-felony level offenses disposed within 23 circuit criminal cases during the fiscal year. Non-felony offenses include misdemeanor, violation, local ordinance or other level offense(s) within those cases.

	Charges	Cases
Felony	32	23
Felony amended to Non-Felony	0	

Of those 32 felony offenses, 18 (56.25%) were convicted; were acquitted (%); and 14 (43.75%) were dismissed.

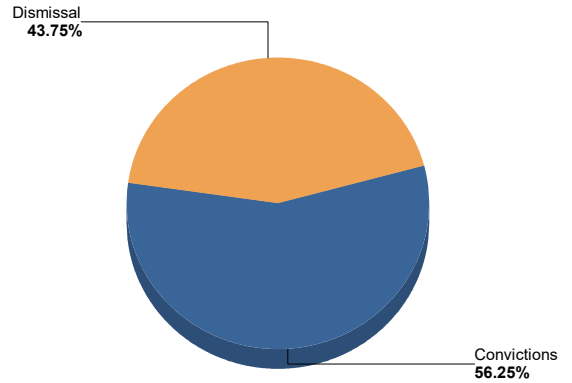
Felony Charges by Disposition Type

27A.460 - (1), (3), (4)



Percent of Charges by Disposition Type

27A.460 - (1), (3), (4)



27A.460 (1) Conviction percentages;

27A.460 (3) Percentage of acquittals;

27A.460(4) Percentage of dismissals;

* "Others" disposition type include: Denied, Extradition, Grand Jury, Granted, Hung Jury, Merged, Mistrial, No Action Taken By Grand Jury, Other, Pardon - Prior to Adjudication Only, Peace Bond, Remanded, Set Aside/Voided, Sealed Records, Transfer, Drug Court Transfer, Vacated Judgment

ADMINISTRATIVE OFFICE OF THE COURTS

Research & Statistics

Annual Report FY 2021

Circuit Court - "Felony" Criminal Cases

LEE

Sentence Information by Charge Disposition Type

27A.460 - (2)	Sentence Records	Jail or Prison Conditionally Discharged	Jail or Prison Suspended	Jail or Prison Time > 0	Net Costs > \$0.00	Net Fines > \$0.00	Net Home Incarceration Time	Net Home Incarceration Time Suspended	Net Probation Time Supervised	Net Probation Time Unsupervised	Net Suspended Costs > \$0.00	Net Suspended Fines > \$0.00	Other Conditions
Convicted	18		1	17	5	2			1				
			5.56%	94.44%	27.78%	11.11%			5.56%				
Dismissed	6	5	1	6	2				3	2			2
		83.33%	16.67%	100.00%	33.33%			50.00%	33.33%				33.33%
	24	5	2	23	7	2			4	2			2

27A.460 (2) Percentages of fines, imprisonment, or other penalty assessment;

* Percentages are based on total sentence records per category (convicted, acquitted...etc)

* There can be multiple sentence conditions to a single charge.

Plea Type

27A.460 - (5), (6)

		GUILTY	NOT GUILTY	UNKNOWN PLEA TYPE	TOTAL
Felony Charges	Original_Plea	1	20	11	32
		3.13%	62.50%	34.38%	100.00%
	Final_Plea	22	-	10	32
		68.75%	0.00%	31.25%	100.00%

27A.460 (5) Percentage of pleas as charges;

27A.460 (6) Percentage of pleas to reduce charges;

ADMINISTRATIVE OFFICE OF THE COURTS

Research & Statistics

Annual Report FY 2021

Circuit Court - "Felony" Criminal Cases

LEE

Cases can have multiple charges which are heard either by a court trial, jury trial, no trial or by a combination of trial types. Depending upon the seriousness of the offense and the consequences of a guilty verdict, defendants in criminal cases have the constitutional right to a jury of their peers. In a jury trial, the Judge decides questions of law, and the jury decides whether the defendant is guilty or not guilty on each of the offense(s) charged. In a court trial, the judge decides questions of law and decides if guilty or not guilty on each offense(s) charges. The cases are categorized by how all the charges within the case were disposed. If all charges were disposed by the same trial type, it's counted in the separate category, otherwise, it's counted within the "Mixed Trial" category. If a charge had a nothing entered or it had "no trial" it's counted in the "No Trial" category.

Cases by Trial Type	27A.460 - (7), (8), (9), (10)	NO TRIAL	Total
Felony Charges		23 100.00%	23 100.00%
Felony Convictions		17 100.00%	17 100.00%

27A.460 (7) Percentage of disposition to guilty as charged by trial;
27A.460 (8) Percentage of those found guilty of lesser charge by trial;
27A.460 (9) Percentage of cases where jury trial taken;
27A.460 (10) Percentage of trials which are bench (court) trials; and

ADMINISTRATIVE OFFICE OF THE COURTS

Research & Statistics

Annual Report FY 2021

Circuit Court - "Felony" Criminal Cases

LESLIE

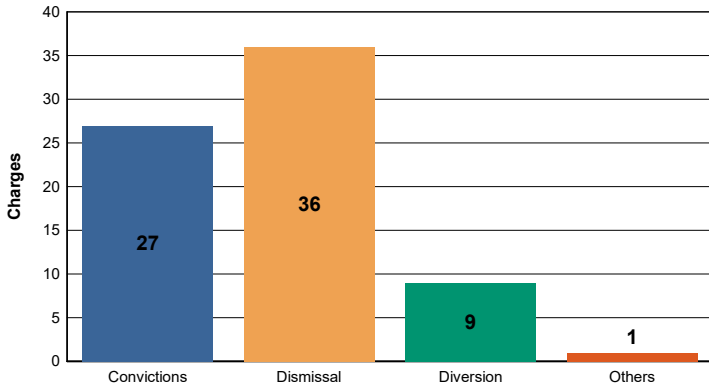
There were 73 felony level offenses and 1 non-felony level offenses disposed within 44 circuit criminal cases during the fiscal year. Non-felony offenses include misdemeanor, violation, local ordinance or other level offense(s) within those cases.

	Charges	Cases
Felony	73	44
Felony amended to Non-Felony	1	

Of those 73 felony offenses, 27 (36.99%) were convicted; were acquitted (%); and 36 (49.32%) were dismissed.

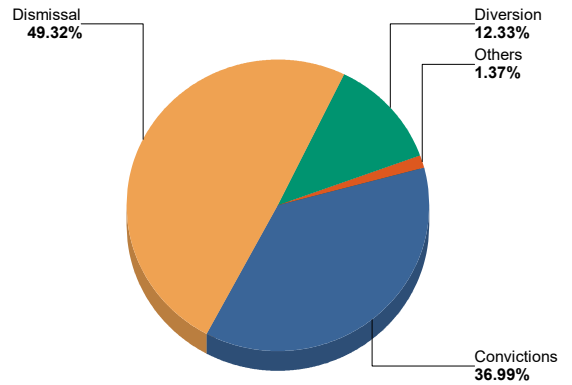
Felony Charges by Disposition Type

27A.460 - (1), (3), (4)



Percent of Charges by Disposition Type

27A.460 - (1), (3), (4)



27A.460 (1) Conviction percentages;

27A.460 (3) Percentage of acquittals;

27A.460(4) Percentage of dismissals;

* "Others" disposition type include: Denied, Extradition, Grand Jury, Granted, Hung Jury, Merged, Mistrial, No Action Taken By Grand Jury, Other, Pardon - Prior to Adjudication Only, Peace Bond, Remanded, Set Aside/Voided, Sealed Records, Transfer, Drug Court Transfer, Vacated Judgment

ADMINISTRATIVE OFFICE OF THE COURTS

Research & Statistics

Annual Report FY 2021

Circuit Court - "Felony" Criminal Cases

LESLIE

Sentence Information by Charge Disposition Type

27A.460 - (2)	Sentence Records	Jail or Prison Conditionally Discharged	Jail or Prison Suspended	Jail or Prison Time > 0	Net Costs > \$0.00	Net Fines > \$0.00	Net Home Incarceration Time	Net Home Incarceration Time Suspended	Net Probation Time Supervised	Net Probation Time Unsupervised	Net Suspended Costs > \$0.00	Net Suspended Fines > \$0.00	Other Conditions
Convicted	27		14	27	1	1			13	1			10
			51.85%	100.00%	3.70%	3.70%			48.15%	3.70%			37.04%
	27		14	27	1	1			13	1			10

27A.460 (2) Percentages of fines, imprisonment, or other penalty assessment;

* Percentages are based on total sentence records per category (convicted, acquitted...etc)

* There can be multiple sentence conditions to a single charge.

Plea Type

	27A.460 - (5), (6)	UNKNOWN PLEA TYPE	TOTAL
Felony Charges	Original_Plea	73	73
	Final_Plea	73	73
Felony amended to Non-Felony	Original_Plea	1	1
	Final_Plea	1	1

27A.460 (5) Percentage of pleas as charges;

27A.460 (6) Percentage of pleas to reduce charges;

ADMINISTRATIVE OFFICE OF THE COURTS

Research & Statistics

Annual Report FY 2021

Circuit Court - "Felony" Criminal Cases

LESLIE

Cases can have multiple charges which are heard either by a court trial, jury trial, no trial or by a combination of trial types. Depending upon the seriousness of the offense and the consequences of a guilty verdict, defendants in criminal cases have the constitutional right to a jury of their peers. In a jury trial, the Judge decides questions of law, and the jury decides whether the defendant is guilty or not guilty on each of the offense(s) charged. In a court trial, the judge decides questions of law and decides if guilty or not guilty on each offense(s) charges. The cases are categorized by how all the charges within the case were disposed. If all charges were disposed by the same trial type, it's counted in the separate category, otherwise, it's counted within the "Mixed Trial" category. If a charge had a nothing entered or it had "no trial" it's counted in the "No Trial" category.

Cases by Trial Type	27A.460 - (7), (8), (9), (10)	NO TRIAL	Total
Felony Amended Down to Non-Felony		1 100.00%	1 100.00%
Felony Charges		44 100.00%	44 100.00%
Felony Convictions		24 100.00%	24 100.00%

*27A.460 (7) Percentage of disposition to guilty as charged by trial;
 27A.460 (8) Percentage of those found guilty of lesser charge by trial;
 27A.460 (9) Percentage of cases where jury trial taken;
 27A.460 (10) Percentage of trials which are bench (court) trials; and*

**Shock Probation by
Disposition Type**

	27A.440 (3b)	Granted	Total
0026090 SHOCK PROBATION IN FELONY CONVICTIONS		2 100.00%	2 100.0000%

27A.440 (3) Cases in which shock probation has been granted:
 (b) Extracted data on shock probation shall be placed in the annual report of the Administrative Office of the Courts.

ADMINISTRATIVE OFFICE OF THE COURTS

Research & Statistics

Annual Report FY 2021

Circuit Court - "Felony" Criminal Cases

LETCHER

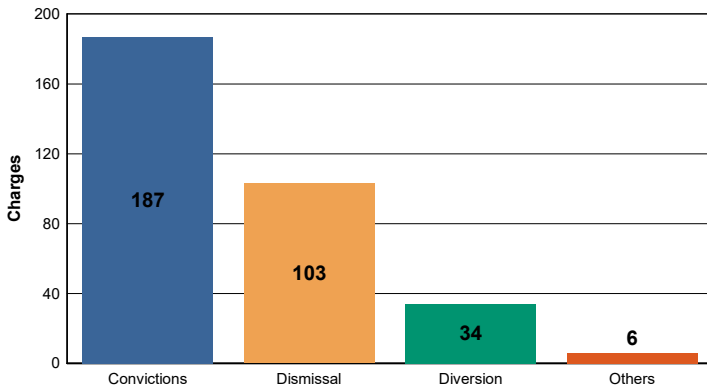
There were 330 felony level offenses and 15 non-felony level offenses disposed within 187 circuit criminal cases during the fiscal year. Non-felony offenses include misdemeanor, violation, local ordinance or other level offense(s) within those cases.

	Charges	Cases
Felony	330	187
Felony amended to Non-Felony	15	

Of those 330 felony offenses, 187 (56.67%) were convicted; were acquitted (%); and 103 (31.21%) were dismissed.

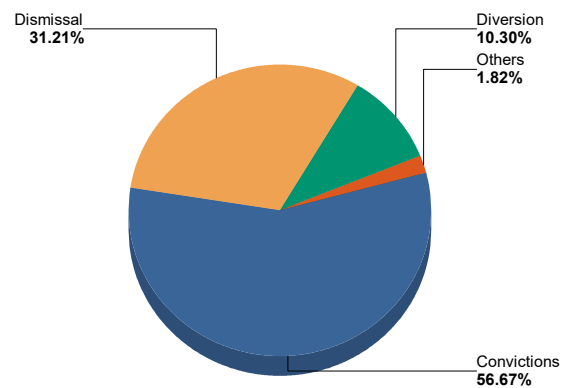
Felony Charges by Disposition Type

27A.460 - (1), (3), (4)



Percent of Charges by Disposition Type

27A.460 - (1), (3), (4)



27A.460 (1) Conviction percentages;

27A.460 (3) Percentage of acquittals;

27A.460(4) Percentage of dismissals;

* "Others" disposition type include: Denied, Extradition, Grand Jury, Granted, Hung Jury, Merged, Mistrial, No Action Taken By Grand Jury, Other, Pardon - Prior to Adjudication Only, Peace Bond, Remanded, Set Aside/Voided, Sealed Records, Transfer, Drug Court Transfer, Vacated Judgment

ADMINISTRATIVE OFFICE OF THE COURTS

Research & Statistics

Annual Report FY 2021

Circuit Court - "Felony" Criminal Cases

LETCHER

Sentence Information by Charge Disposition Type

27A.460 - (2)	Sentence Records	Jail or Prison Conditionally Discharged	Jail or Prison Suspended	Jail or Prison Time > 0	Net Costs > \$0.00	Net Fines > \$0.00	Net Home Incarceration Time	Net Home Incarceration Time Suspended	Net Probation Time Supervised	Net Probation Time Unsupervised	Net Suspended Costs > \$0.00	Net Suspended Fines > \$0.00	Other Conditions
Convicted	186		111 59.68%	186 100.00%	10 5.38%	1 0.54%			111 59.68%				
Others	5		4 80.00%	5 100.00%	2 40.00%	1 20.00%			4 80.00%				4 80.00%
	191		115	191	12	2			115				4

27A.460 (2) Percentages of fines, imprisonment, or other penalty assessment;

* Percentages are based on total sentence records per category (convicted, acquitted...etc)

* There can be multiple sentence conditions to a single charge.

Plea Type

27A.460 - (5), (6)		GUILTY	NOT GUILTY	UNKNOWN PLEA TYPE	TOTAL
Felony Charges	Original_Plea	-	190	140	330
		0.00%	57.58%	42.42%	100.00%
Felony amended to Non-Felony	Final_Plea	190	-	140	330
		57.58%	0.00%	42.42%	100.00%
Felony amended to Non-Felony	Original_Plea	-	-	15	15
		0.00%	0.00%	100.00%	100.00%
Felony amended to Non-Felony	Final_Plea	-	-	15	15
		0.00%	0.00%	100.00%	100.00%

27A.460 (5) Percentage of pleas as charges;

27A.460 (6) Percentage of pleas to reduce charges;

ADMINISTRATIVE OFFICE OF THE COURTS

Research & Statistics

Annual Report FY 2021

Circuit Court - "Felony" Criminal Cases

LETCHER

Cases can have multiple charges which are heard either by a court trial, jury trial, no trial or by a combination of trial types. Depending upon the seriousness of the offense and the consequences of a guilty verdict, defendants in criminal cases have the constitutional right to a jury of their peers. In a jury trial, the Judge decides questions of law, and the jury decides whether the defendant is guilty or not guilty on each of the offense(s) charged. In a court trial, the judge decides questions of law and decides if guilty or not guilty on each offense(s) charges. The cases are categorized by how all the charges within the case were disposed. If all charges were disposed by the same trial type, it's counted in the separate category, otherwise, it's counted within the "Mixed Trial" category. If a charge had a nothing entered or it had "no trial" it's counted in the "No Trial" category.

Cases by Trial Type	27A.460 - (7), (8), (9), (10)	NO TRIAL	Total
Felony Amended Down to Non-Felony		14 100.00%	14 100.00%
Felony Charges		187 100.00%	187 100.00%
Felony Convictions		116 100.00%	116 100.00%

*27A.460 (7) Percentage of disposition to guilty as charged by trial;
 27A.460 (8) Percentage of those found guilty of lesser charge by trial;
 27A.460 (9) Percentage of cases where jury trial taken;
 27A.460 (10) Percentage of trials which are bench (court) trials; and*

**Shock Probation by
Disposition Type**

	27A.440 (3b)	Granted	Total
0026090 SHOCK PROBATION IN FELONY CONVICTIONS		1 100.00%	1 100.0000%

27A.440 (3) Cases in which shock probation has been granted:
 (b) Extracted data on shock probation shall be placed in the annual report of the Administrative Office of the Courts.

ADMINISTRATIVE OFFICE OF THE COURTS

Research & Statistics

Annual Report FY 2021

Circuit Court - "Felony" Criminal Cases

LEWIS

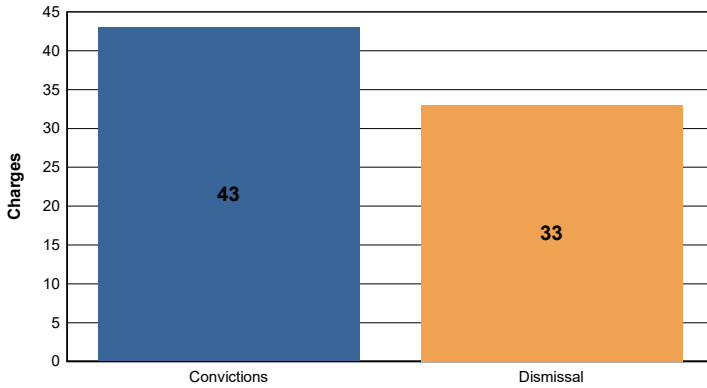
There were 76 felony level offenses and 0 non-felony level offenses disposed within 23 circuit criminal cases during the fiscal year. Non-felony offenses include misdemeanor, violation, local ordinance or other level offense(s) within those cases.

	Charges	Cases
Felony	76	23
Felony amended to Non-Felony	0	

Of those 76 felony offenses, 43 (56.58%) were convicted; were acquitted (%); and 33 (43.42%) were dismissed.

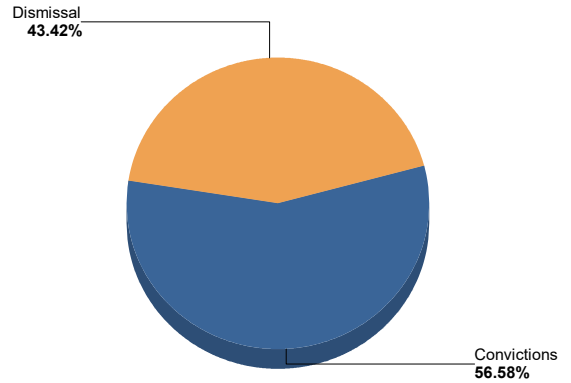
Felony Charges by Disposition Type

27A.460 - (1), (3), (4)



Percent of Charges by Disposition Type

27A.460 - (1), (3), (4)



27A.460 (1) Conviction percentages;

27A.460 (3) Percentage of acquittals;

27A.460(4) Percentage of dismissals;

* "Others" disposition type include: Denied, Extradition, Grand Jury, Granted, Hung Jury, Merged, Mistrial, No Action Taken By Grand Jury, Other, Pardon - Prior to Adjudication Only, Peace Bond, Remanded, Set Aside/Voided, Sealed Records, Transfer, Drug Court Transfer, Vacated Judgment

ADMINISTRATIVE OFFICE OF THE COURTS

Research & Statistics

Annual Report FY 2021

Circuit Court - "Felony" Criminal Cases

LEWIS

Sentence Information by Charge Disposition Type

27A.460 - (2)	Sentence Records	Jail or Prison Conditionally Discharged	Jail or Prison Suspended	Jail or Prison Time > 0	Net Costs > \$0.00	Net Fines > \$0.00	Net Home Incarceration Time	Net Home Incarceration Time Suspended	Net Probation Time Supervised	Net Probation Time Unsupervised	Net Suspended Costs > \$0.00	Net Suspended Fines > \$0.00	Other Conditions
Convicted	36		2 5.56%	36 100.00%	17 47.22%				2 5.56%				2 5.56%
Dismissed	2	1 50.00%	1 50.00%	2 100.00%	2 100.00%					2 100.00%			1 50.00%
	38	1	3	38	19				2	2			3

27A.460 (2) Percentages of fines, imprisonment, or other penalty assessment;

* Percentages are based on total sentence records per category (convicted, acquitted...etc)

* There can be multiple sentence conditions to a single charge.

Plea Type

27A.460 - (5), (6)

		GUILTY	NOT GUILTY	UNKNOWN PLEA TYPE	TOTAL
Felony Charges	Original_Plea	-	47 61.84%	29 38.16%	76 100.00%
	Final_Plea	44 57.89%	3 3.95%	29 38.16%	76 100.00%

27A.460 (5) Percentage of pleas as charges;

27A.460 (6) Percentage of pleas to reduce charges;

ADMINISTRATIVE OFFICE OF THE COURTS

Research & Statistics

Annual Report FY 2021

Circuit Court - "Felony" Criminal Cases

LEWIS

Cases can have multiple charges which are heard either by a court trial, jury trial, no trial or by a combination of trial types. Depending upon the seriousness of the offense and the consequences of a guilty verdict, defendants in criminal cases have the constitutional right to a jury of their peers. In a jury trial, the Judge decides questions of law, and the jury decides whether the defendant is guilty or not guilty on each of the offense(s) charged. In a court trial, the judge decides questions of law and decides if guilty or not guilty on each offense(s) charges. The cases are categorized by how all the charges within the case were disposed. If all charges were disposed by the same trial type, it's counted in the separate category, otherwise, it's counted within the "Mixed Trial" category. If a charge had a nothing entered or it had "no trial" it's counted in the "No Trial" category.

Cases by Trial Type	27A.460 - (7), (8), (9), (10)	NO TRIAL	Total
Felony Charges	23 100.00%	23 100.00%	23 100.00%
Felony Convictions	18 100.00%	18 100.00%	18 100.00%

27A.460 (7) Percentage of disposition to guilty as charged by trial;
 27A.460 (8) Percentage of those found guilty of lesser charge by trial;
 27A.460 (9) Percentage of cases where jury trial taken;
 27A.460 (10) Percentage of trials which are bench (court) trials; and

**Shock Probation by
Disposition Type**

	27A.440 (3b)	Denied	Total
0026090 SHOCK PROBATION IN FELONY CONVICTIONS	11 100.00%	11 100.0000%	11 100.0000%

27A.440 (3) Cases in which shock probation has been granted:
 (b) Extracted data on shock probation shall be placed in the annual report of the Administrative Office of the Courts.

ADMINISTRATIVE OFFICE OF THE COURTS

Research & Statistics

Annual Report FY 2021

Circuit Court - "Felony" Criminal Cases

LINCOLN

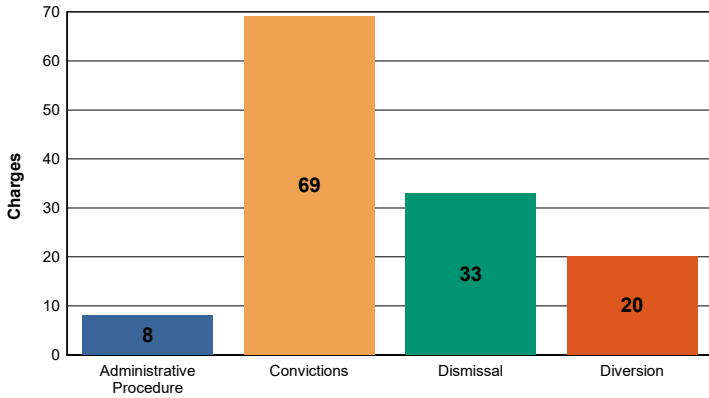
There were 130 felony level offenses and 3 non-felony level offenses disposed within 103 circuit criminal cases during the fiscal year. Non-felony offenses include misdemeanor, violation, local ordinance or other level offense(s) within those cases.

	Charges	Cases
Felony	130	103
Felony amended to Non-Felony	3	

Of those 130 felony offenses, 69 (53.08%) were convicted; were acquitted (%); and 33 (25.38%) were dismissed.

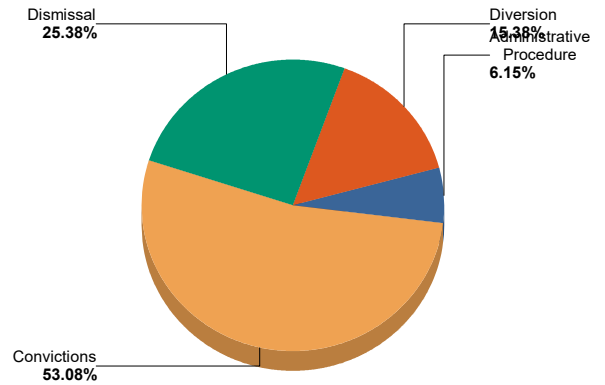
Felony Charges by Disposition Type

27A.460 - (1), (3), (4)



Percent of Charges by Disposition Type

27A.460 - (1), (3), (4)



27A.460 (1) Conviction percentages;

27A.460 (3) Percentage of acquittals;

27A.460(4) Percentage of dismissals;

* "Others" disposition type include: Denied, Extradition, Grand Jury, Granted, Hung Jury, Merged, Mistrial, No Action Taken By Grand Jury, Other, Pardon - Prior to Adjudication Only, Peace Bond, Remanded, Set Aside/Voided, Sealed Records, Transfer, Drug Court Transfer, Vacated Judgment

ADMINISTRATIVE OFFICE OF THE COURTS

Research & Statistics

Annual Report FY 2021

Circuit Court - "Felony" Criminal Cases

LINCOLN

Sentence Information by Charge Disposition Type

27A.460 - (2)	Sentence Records	Jail or Prison Conditionally Discharged	Jail or Prison Suspended	Jail or Prison Time > 0	Net Costs > \$0.00	Net Fines > \$0.00	Net Home Incarceration Time	Net Home Incarceration Time Suspended	Net Probation Time Supervised	Net Probation Time Unsupervised	Net Suspended Costs > \$0.00	Net Suspended Fines > \$0.00	Other Conditions
Convicted	68	3 4.41%	33 48.53%	68 100.00%	25 36.76%				32 47.06%	1 1.47%			29 42.65%
Dismissed	3				3 100.00%								
Diverted	2	2 100.00%		2 100.00%	1 50.00%								1 50.00%
	73	5	33	70	29				32	1			30

27A.460 (2) Percentages of fines, imprisonment, or other penalty assessment;

* Percentages are based on total sentence records per category (convicted, acquitted...etc)

* There can be multiple sentence conditions to a single charge.

Plea Type

27A.460 - (5), (6)

		GUILTY	NOT GUILTY	UNKNOWN PLEA TYPE	TOTAL
Felony Charges	Original_Plea	35 26.92%	31 23.85%	64 49.23%	130 100.00%
	Final_Plea	66 50.77%	-	64 49.23%	130 100.00%
Felony amended to Non-Felony	Original_Plea	1 33.33%	-	2 66.67%	3 100.00%
	Final_Plea	1 33.33%	-	2 66.67%	3 100.00%

27A.460 (5) Percentage of pleas as charges;

27A.460 (6) Percentage of pleas to reduce charges;

ADMINISTRATIVE OFFICE OF THE COURTS

Research & Statistics

Annual Report FY 2021

Circuit Court - "Felony" Criminal Cases

LINCOLN

Cases can have multiple charges which are heard either by a court trial, jury trial, no trial or by a combination of trial types. Depending upon the seriousness of the offense and the consequences of a guilty verdict, defendants in criminal cases have the constitutional right to a jury of their peers. In a jury trial, the Judge decides questions of law, and the jury decides whether the defendant is guilty or not guilty on each of the offense(s) charged. In a court trial, the judge decides questions of law and decides if guilty or not guilty on each offense(s) charges. The cases are categorized by how all the charges within the case were disposed. If all charges were disposed by the same trial type, it's counted in the separate category, otherwise, it's counted within the "Mixed Trial" category. If a charge had a nothing entered or it had "no trial" it's counted in the "No Trial" category.

Cases by Trial Type	27A.460 - (7), (8), (9), (10)	NO TRIAL	Total
Felony Amended Down to Non-Felony		3 100.00%	3 100.00%
Felony Charges		103 100.00%	103 100.00%
Felony Convictions		57 100.00%	57 100.00%

*27A.460 (7) Percentage of disposition to guilty as charged by trial;
 27A.460 (8) Percentage of those found guilty of lesser charge by trial;
 27A.460 (9) Percentage of cases where jury trial taken;
 27A.460 (10) Percentage of trials which are bench (court) trials; and*

**Shock Probation by
Disposition Type**

	27A.440 (3b)	Granted	Total
0026090 SHOCK PROBATION IN FELONY CONVICTIONS		1 100.00%	1 100.0000%

27A.440 (3) Cases in which shock probation has been granted:
 (b) Extracted data on shock probation shall be placed in the annual report of the Administrative Office of the Courts.

ADMINISTRATIVE OFFICE OF THE COURTS

Research & Statistics

Annual Report FY 2021

Circuit Court - "Felony" Criminal Cases

LIVINGSTON

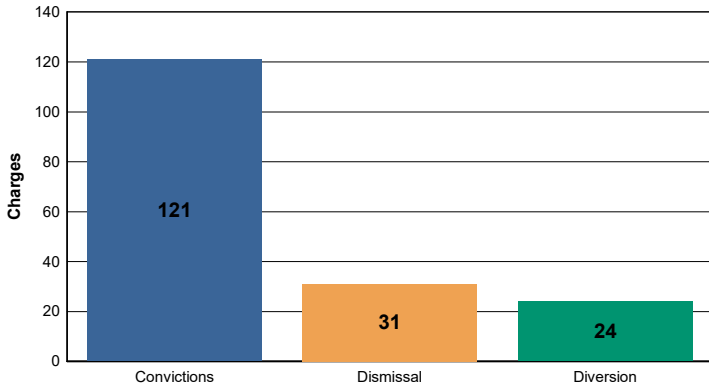
There were 176 felony level offenses and 21 non-felony level offenses disposed within 101 circuit criminal cases during the fiscal year. Non-felony offenses include misdemeanor, violation, local ordinance or other level offense(s) within those cases.

	Charges	Cases
Felony	176	101
Felony amended to Non-Felony	21	

Of those 176 felony offenses, 121 (68.75%) were convicted; were acquitted (%); and 31 (17.61%) were dismissed.

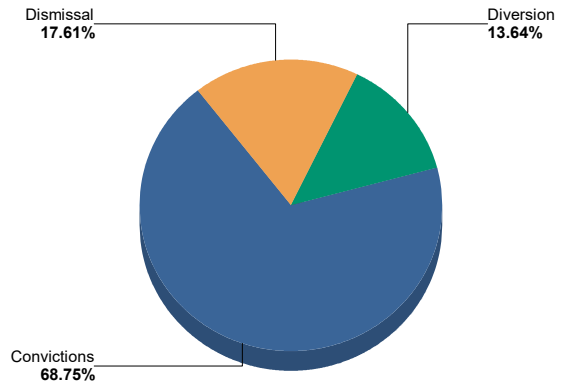
Felony Charges by Disposition Type

27A.460 - (1), (3), (4)



Percent of Charges by Disposition Type

27A.460 - (1), (3), (4)



27A.460 (1) Conviction percentages;

27A.460 (3) Percentage of acquittals;

27A.460(4) Percentage of dismissals;

* "Others" disposition type include: Denied, Extradition, Grand Jury, Granted, Hung Jury, Merged, Mistrial, No Action Taken By Grand Jury, Other, Pardon - Prior to Adjudication Only, Peace Bond, Remanded, Set Aside/Voided, Sealed Records, Transfer, Drug Court Transfer, Vacated Judgment

ADMINISTRATIVE OFFICE OF THE COURTS

Research & Statistics

Annual Report FY 2021

Circuit Court - "Felony" Criminal Cases

LIVINGSTON

Sentence Information by Charge Disposition Type

27A.460 - (2)	Sentence Records	Jail or Prison Conditionally Discharged	Jail or Prison Suspended	Jail or Prison Time > 0	Net Costs > \$0.00	Net Fines > \$0.00	Net Home Incarceration Time	Net Home Incarceration Time Suspended	Net Probation Time Supervised	Net Probation Time Unsupervised	Net Suspended Costs > \$0.00	Net Suspended Fines > \$0.00	Other Conditions
Convicted	120		44	120	21	1			40	4			20
			36.67%	100.00%	17.50%	0.83%			33.33%	3.33%			16.67%
Diverted	14				14								
					100.00%								
	134		44	120	35	1			40	4			20

27A.460 (2) Percentages of fines, imprisonment, or other penalty assessment;

* Percentages are based on total sentence records per category (convicted, acquitted...etc)

* There can be multiple sentence conditions to a single charge.

Plea Type

27A.460 - (5), (6)		GUILTY	NOT GUILTY	UNKNOWN PLEA TYPE	TOTAL
Felony Charges	Original_Plea	-	124	52	176
		0.00%	70.45%	29.55%	100.00%
	Final_Plea	124	-	52	176
		70.45%	0.00%	29.55%	100.00%
Felony amended to Non-Felony	Original_Plea	-	2	19	21
		0.00%	9.52%	90.48%	100.00%
	Final_Plea	2	-	19	21
		9.52%	0.00%	90.48%	100.00%

27A.460 (5) Percentage of pleas as charges;

27A.460 (6) Percentage of pleas to reduce charges;

ADMINISTRATIVE OFFICE OF THE COURTS

Research & Statistics

Annual Report FY 2021

Circuit Court - "Felony" Criminal Cases

LIVINGSTON

Cases can have multiple charges which are heard either by a court trial, jury trial, no trial or by a combination of trial types. Depending upon the seriousness of the offense and the consequences of a guilty verdict, defendants in criminal cases have the constitutional right to a jury of their peers. In a jury trial, the Judge decides questions of law, and the jury decides whether the defendant is guilty or not guilty on each of the offense(s) charged. In a court trial, the judge decides questions of law and decides if guilty or not guilty on each offense(s) charges. The cases are categorized by how all the charges within the case were disposed. If all charges were disposed by the same trial type, it's counted in the separate category, otherwise, it's counted within the "Mixed Trial" category. If a charge had a nothing entered or it had "no trial" it's counted in the "No Trial" category.

Cases by Trial Type	27A.460 - (7), (8), (9), (10)	NO TRIAL	Total
Felony Amended Down to Non-Felony		17 100.00%	17 100.00%
Felony Charges		101 100.00%	101 100.00%
Felony Convictions		70 100.00%	70 100.00%

*27A.460 (7) Percentage of disposition to guilty as charged by trial;
 27A.460 (8) Percentage of those found guilty of lesser charge by trial;
 27A.460 (9) Percentage of cases where jury trial taken;
 27A.460 (10) Percentage of trials which are bench (court) trials; and*

**Shock Probation by
Disposition Type**

	27A.440 (3b)	Denied	Granted	Total
0026090 SHOCK PROBATION IN FELONY CONVICTIONS		26 68.42%	12 31.58%	38 100.0000%

27A.440 (3) Cases in which shock probation has been granted:
 (b) Extracted data on shock probation shall be placed in the annual report of the Administrative Office of the Courts.

ADMINISTRATIVE OFFICE OF THE COURTS

Research & Statistics

Annual Report FY 2021

Circuit Court - "Felony" Criminal Cases

LIVINGSTON

Youthful Offenders

Note: Per statute 635.020 (7) If a person who is eighteen (18) or older and before the court is charged with a felony that occurred prior to his eighteenth birthday, the court shall, upon motion of the county attorney made prior to adjudication, and after the county attorney has consulted with the Commonwealth's attorney, that the child be proceeded against as a youthful offender, proceed in accordance with the provisions of KRS 640.010.

The youthful offender data is pulled by looking at the circuit criminal cases with defendant's age calculated from date of birth to the case filing date, which is under 18, however, those eighteen(18) or older may not be accounted.

There were 4 felony level offenses and 0 non-felony level offenses disposed within 1 circuit criminal cases during the fiscal year. Non-felony offenses include misdemeanor, violation, local ordinance or other level offense(s) within those cases.

27A.460 - (11)		Charges	Cases
Felony		4	1
Felony amended to Non-Felony		-	

27A.460 (11) The number of juvenile offenders tried as an adult.

Of the 4 felony level offenses disposed within the youthful offender cases, 4 (100.00%) charges were convicted.

Youthful Offender	Convictions	Total
	Felony Charges by Disposition Type	4 100.00%

Youthful Offender	GUILTY	Total
	Felony Charges Convicted by Disposition Type	4 100.00%

ADMINISTRATIVE OFFICE OF THE COURTS

Research & Statistics

Annual Report FY 2021

Circuit Court - "Felony" Criminal Cases

LOGAN

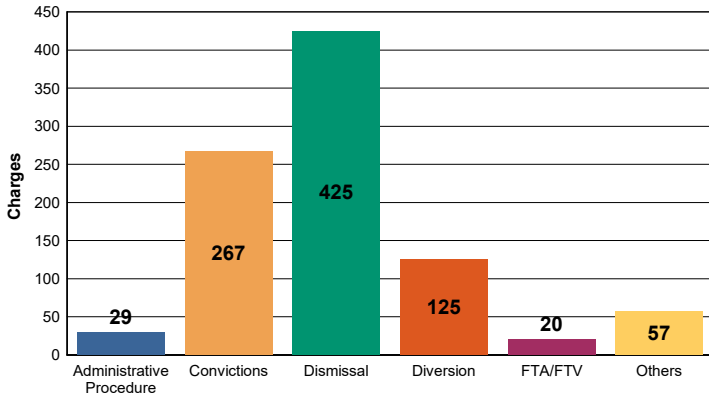
There were 923 felony level offenses and 30 non-felony level offenses disposed within 402 circuit criminal cases during the fiscal year. Non-felony offenses include misdemeanor, violation, local ordinance or other level offense(s) within those cases.

	Charges	Cases
Felony	923	402
Felony amended to Non-Felony	30	

Of those 923 felony offenses, 267 (28.93%) were convicted; were acquitted (%); and 425 (46.05%) were dismissed.

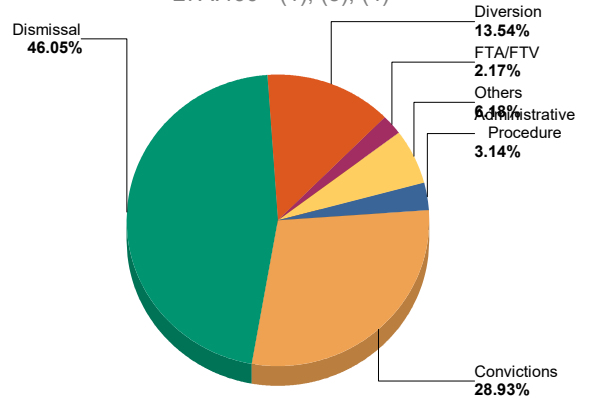
Felony Charges by Disposition Type

27A.460 - (1), (3), (4)



Percent of Charges by Disposition Type

27A.460 - (1), (3), (4)



27A.460 (1) Conviction percentages;

27A.460 (3) Percentage of acquittals;

27A.460(4) Percentage of dismissals;

* "Others" disposition type include: Denied, Extradition, Grand Jury, Granted, Hung Jury, Merged, Mistrial, No Action Taken By Grand Jury, Other, Pardon - Prior to Adjudication Only, Peace Bond, Remanded, Set Aside/Voided, Sealed Records, Transfer, Drug Court Transfer, Vacated Judgment

ADMINISTRATIVE OFFICE OF THE COURTS

Research & Statistics

Annual Report FY 2021

Circuit Court - "Felony" Criminal Cases

LOGAN

Sentence Information by Charge Disposition Type

27A.460 - (2)	Sentence Records	Jail or Prison Conditionally Discharged	Jail or Prison Suspended	Jail or Prison Time > 0	Net Costs > \$0.00	Net Fines > \$0.00	Net Home Incarceration Time	Net Home Incarceration Time Suspended	Net Probation Time Supervised	Net Probation Time Unsupervised	Net Suspended Costs > \$0.00	Net Suspended Fines > \$0.00	Other Conditions
Convicted	266		140 52.63%	266 100.00%	90 33.83%	3 1.13%			140 52.63%				90 33.83%
Dismissed	23				23 100.00%								13 56.52%
Diverted	60			2 3.33%	47 78.33%	1 1.67%							23 38.33%
Others	1				1 100.00%								
	350		140	268	161	4			140				126

27A.460 (2) Percentages of fines, imprisonment, or other penalty assessment;

* Percentages are based on total sentence records per category (convicted, acquitted...etc)

* There can be multiple sentence conditions to a single charge.

Plea Type

27A.460 - (5), (6)

		GUILTY	NOT GUILTY	UNKNOWN PLEA TYPE	TOTAL
Felony Charges	Original_Plea	1 0.11%	673 72.91%	249 26.98%	923 100.00%
	Final_Plea	276 29.90%	398 43.12%	249 26.98%	923 100.00%
Felony amended to Non-Felony	Original_Plea	-	30 100.00%	-	30 100.00%
	Final_Plea	-	30 100.00%	-	30 100.00%

27A.460 (5) Percentage of pleas as charges;

27A.460 (6) Percentage of pleas to reduce charges;

ADMINISTRATIVE OFFICE OF THE COURTS

Research & Statistics

Annual Report FY 2021

Circuit Court - "Felony" Criminal Cases

LOGAN

Cases can have multiple charges which are heard either by a court trial, jury trial, no trial or by a combination of trial types. Depending upon the seriousness of the offense and the consequences of a guilty verdict, defendants in criminal cases have the constitutional right to a jury of their peers. In a jury trial, the Judge decides questions of law, and the jury decides whether the defendant is guilty or not guilty on each of the offense(s) charged. In a court trial, the judge decides questions of law and decides if guilty or not guilty on each offense(s) charges. The cases are categorized by how all the charges within the case were disposed. If all charges were disposed by the same trial type, it's counted in the separate category, otherwise, it's counted within the "Mixed Trial" category. If a charge had a nothing entered or it had "no trial" it's counted in the "No Trial" category.

Cases by Trial Type	27A.460 - (7), (8), (9), (10)	JURY TRIAL	NO TRIAL	Total
Felony Amended Down to Non-Felony		-	29 100.00%	29 100.00%
Felony Charges		2 0.50%	401 99.75%	403 100.25%
Felony Convictions		2 1.08%	184 98.92%	186 100.00%

27A.460 (7) Percentage of disposition to guilty as charged by trial;
 27A.460 (8) Percentage of those found guilty of lesser charge by trial;
 27A.460 (9) Percentage of cases where jury trial taken;
 27A.460 (10) Percentage of trials which are bench (court) trials; and

**Shock Probation by
Disposition Type**

	27A.440 (3b)	Denied	Granted	Total
0026090 SHOCK PROBATION IN FELONY CONVICTIONS		29 43.28%	36 53.73%	65 97.0149%
0026100 SHOCK PROBATION IN MISDEMEANOR CONVICTIONS		-	2 2.99%	2 2.9851%

27A.440 (3) Cases in which shock probation has been granted:
 (b) Extracted data on shock probation shall be placed in the annual report of the Administrative Office of the Courts.

ADMINISTRATIVE OFFICE OF THE COURTS

Research & Statistics

Annual Report FY 2021

Circuit Court - "Felony" Criminal Cases

LOGAN

Youthful Offenders

Note: Per statute 635.020 (7) If a person who is eighteen (18) or older and before the court is charged with a felony that occurred prior to his eighteenth birthday, the court shall, upon motion of the county attorney made prior to adjudication, and after the county attorney has consulted with the Commonwealth's attorney, that the child be proceeded against as a youthful offender, proceed in accordance with the provisions of KRS 640.010.

The youthful offender data is pulled by looking at the circuit criminal cases with defendant's age calculated from date of birth to the case filing date, which is under 18, however, those eighteen(18) or older may not be accounted.

There were 6 felony level offenses and 0 non-felony level offenses disposed within 1 circuit criminal cases during the fiscal year. Non-felony offenses include misdemeanor, violation, local ordinance or other level offense(s) within those cases.

27A.460 - (11)		Charges	Cases
Felony		6	1
Felony amended to Non-Felony		-	

27A.460 (11) The number of juvenile offenders tried as an adult.

Of the 6 felony level offenses disposed within the youthful offender cases, (%) charges were convicted.

Youthful Offender	Diversion	Total
Felony Charges by Disposition Type	6 100.00%	6 100.00%

ADMINISTRATIVE OFFICE OF THE COURTS

Research & Statistics

Annual Report FY 2021

Circuit Court - "Felony" Criminal Cases

LYON

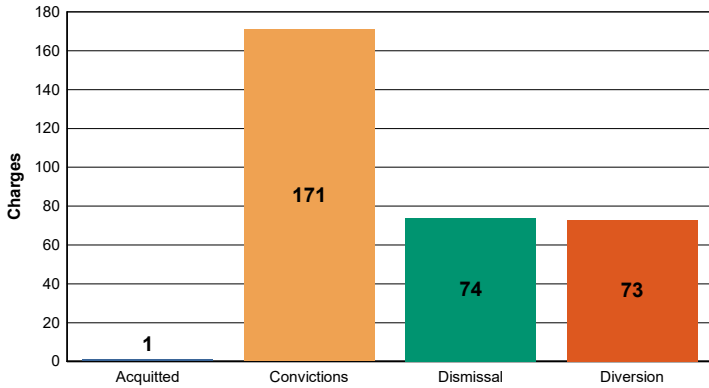
There were 319 felony level offenses and 28 non-felony level offenses disposed within 161 circuit criminal cases during the fiscal year. Non-felony offenses include misdemeanor, violation, local ordinance or other level offense(s) within those cases.

	Charges	Cases
Felony	319	161
Felony amended to Non-Felony	28	

Of those 319 felony offenses, 171 (53.61%) were convicted; 1 were acquitted (0.31%); and 74 (23.20%) were dismissed.

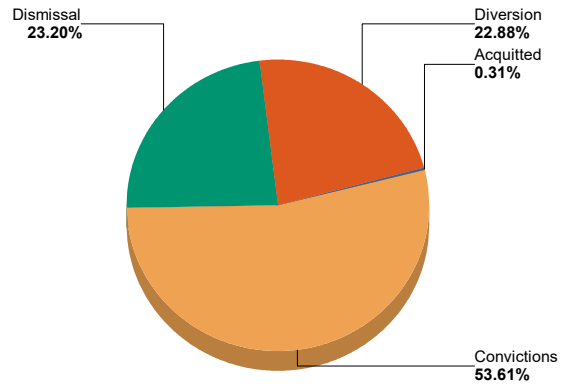
Felony Charges by Disposition Type

27A.460 - (1), (3), (4)



Percent of Charges by Disposition Type

27A.460 - (1), (3), (4)



27A.460 (1) Conviction percentages;

27A.460 (3) Percentage of acquittals;

27A.460(4) Percentage of dismissals;

* "Others" disposition type include: Denied, Extradition, Grand Jury, Granted, Hung Jury, Merged, Mistrial, No Action Taken By Grand Jury, Other, Pardon - Prior to Adjudication Only, Peace Bond, Remanded, Set Aside/Voided, Sealed Records, Transfer, Drug Court Transfer, Vacated Judgment

ADMINISTRATIVE OFFICE OF THE COURTS

Research & Statistics

Annual Report FY 2021

Circuit Court - "Felony" Criminal Cases

LYON

Sentence Information by Charge Disposition Type

27A.460 - (2)	Sentence Records	Jail or Prison Conditionally Discharged	Jail or Prison Suspended	Jail or Prison Time > 0	Net Costs > \$0.00	Net Fines > \$0.00	Net Home Incarceration Time	Net Home Incarceration Time Suspended	Net Probation Time Supervised	Net Probation Time Unsupervised	Net Suspended Costs > \$0.00	Net Suspended Fines > \$0.00	Other Conditions
Convicted	170		24 14.12%	170 100.00%	17 10.00%	1 0.59%			18 10.59%	6 3.53%			17 10.00%
Dismissed	20		19 95.00%	19 95.00%	8 40.00%				16 80.00%	2 10.00%			
Diverted	71		69 97.18%	69 97.18%	15 21.13%				63 88.73%	6 8.45%			12 16.90%
	261		112	258	40	1			97	14			29

27A.460 (2) Percentages of fines, imprisonment, or other penalty assessment;

* Percentages are based on total sentence records per category (convicted, acquitted...etc)

* There can be multiple sentence conditions to a single charge.

Plea Type

27A.460 - (5), (6)		NOT GUILTY	UNKNOWN PLEA TYPE	TOTAL
Felony Charges	Original_Plea	2 0.63%	317 99.37%	319 100.00%
	Final_Plea	2 0.63%	317 99.37%	319 100.00%
Felony amended to Non-Felony	Original_Plea	-	28 100.00%	28 100.00%
	Final_Plea	-	28 100.00%	28 100.00%

27A.460 (5) Percentage of pleas as charges;

27A.460 (6) Percentage of pleas to reduce charges;

ADMINISTRATIVE OFFICE OF THE COURTS

Research & Statistics

Annual Report FY 2021

Circuit Court - "Felony" Criminal Cases

LYON

Cases can have multiple charges which are heard either by a court trial, jury trial, no trial or by a combination of trial types. Depending upon the seriousness of the offense and the consequences of a guilty verdict, defendants in criminal cases have the constitutional right to a jury of their peers. In a jury trial, the Judge decides questions of law, and the jury decides whether the defendant is guilty or not guilty on each of the offense(s) charged. In a court trial, the judge decides questions of law and decides if guilty or not guilty on each offense(s) charges. The cases are categorized by how all the charges within the case were disposed. If all charges were disposed by the same trial type, it's counted in the separate category, otherwise, it's counted within the "Mixed Trial" category. If a charge had a nothing entered or it had "no trial" it's counted in the "No Trial" category.

Cases by Trial Type	27A.460 - (7), (8), (9), (10)	JURY TRIAL	NO TRIAL	Total
Felony Amended Down to Non-Felony		-	21 100.00%	21 100.00%
Felony Charges		1 0.62%	160 99.38%	161 100.00%
Felony Convictions		1 0.91%	109 99.09%	110 100.00%

*27A.460 (7) Percentage of disposition to guilty as charged by trial;
 27A.460 (8) Percentage of those found guilty of lesser charge by trial;
 27A.460 (9) Percentage of cases where jury trial taken;
 27A.460 (10) Percentage of trials which are bench (court) trials; and*

**Shock Probation by
Disposition Type**

	27A.440 (3b)	Denied	Granted	Total
0026090 SHOCK PROBATION IN FELONY CONVICTIONS		37 57.81%	26 40.63%	63 98.4375%
0026100 SHOCK PROBATION IN MISDEMEANOR CONVICTIONS		1 1.56%	-	1 1.5625%

27A.440 (3) Cases in which shock probation has been granted:
 (b) Extracted data on shock probation shall be placed in the annual report of the Administrative Office of the Courts.

ADMINISTRATIVE OFFICE OF THE COURTS

Research & Statistics

Annual Report FY 2021

Circuit Court - "Felony" Criminal Cases

MADISON

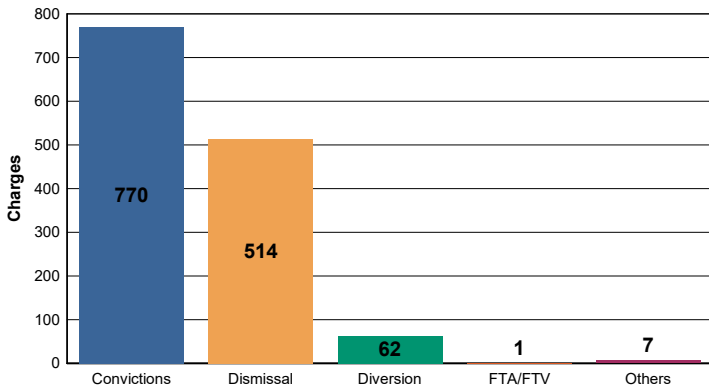
There were 1,354 felony level offenses and 58 non-felony level offenses disposed within 624 circuit criminal cases during the fiscal year. Non-felony offenses include misdemeanor, violation, local ordinance or other level offense(s) within those cases.

	Charges	Cases
Felony	1,354	624
Felony amended to Non-Felony	58	

Of those 1,354 felony offenses, 770 (56.87%) were convicted; were acquitted (%); and 514 (37.96%) were dismissed.

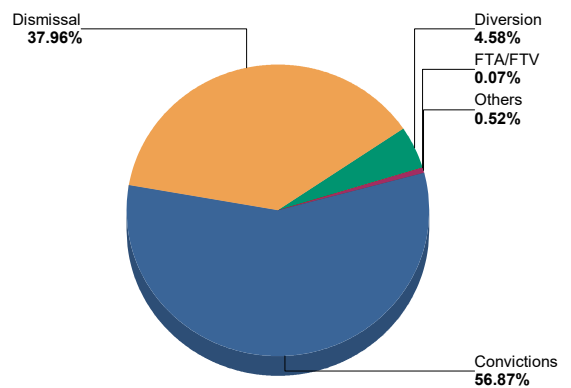
Felony Charges by Disposition Type

27A.460 - (1), (3), (4)



Percent of Charges by Disposition Type

27A.460 - (1), (3), (4)



27A.460 (1) Conviction percentages;

27A.460 (3) Percentage of acquittals;

27A.460(4) Percentage of dismissals;

* "Others" disposition type include: Denied, Extradition, Grand Jury, Granted, Hung Jury, Merged, Mistrial, No Action Taken By Grand Jury, Other, Pardon - Prior to Adjudication Only, Peace Bond, Remanded, Set Aside/Voided, Sealed Records, Transfer, Drug Court Transfer, Vacated Judgment

ADMINISTRATIVE OFFICE OF THE COURTS

Research & Statistics

Annual Report FY 2021

Circuit Court - "Felony" Criminal Cases

MADISON

Sentence Information by Charge Disposition Type

27A.460 - (2)	Sentence Records	Jail or Prison Conditionally Discharged	Jail or Prison Suspended	Jail or Prison Time > 0	Net Costs > \$0.00	Net Fines > \$0.00	Net Home Incarceration Time	Net Home Incarceration Time Suspended	Net Probation Time Supervised	Net Probation Time Unsupervised	Net Suspended Costs > \$0.00	Net Suspended Fines > \$0.00	Other Conditions
Convicted	769	1 <i>0.13%</i>	294 <i>38.23%</i>	768 <i>99.87%</i>	305 <i>39.66%</i>				291 <i>37.84%</i>	2 <i>0.26%</i>			117 <i>15.21%</i>
Dismissed	29		7 <i>24.14%</i>	10 <i>34.48%</i>	25 <i>86.21%</i>				7 <i>24.14%</i>				2 <i>6.90%</i>
Diverted	47			1 <i>2.13%</i>	46 <i>97.87%</i>	2 <i>4.26%</i>							
Others	1				1 <i>100.00%</i>				1 <i>100.00%</i>				
	846	1	301	779	377		2		299	2			119

27A.460 (2) Percentages of fines, imprisonment, or other penalty assessment;

* Percentages are based on total sentence records per category (convicted, acquitted...etc)

* There can be multiple sentence conditions to a single charge.

Plea Type

27A.460 - (5), (6)

		GUILTY	NOT GUILTY	UNKNOWN PLEA TYPE	TOTAL
Felony Charges	Original_Plea	2 <i>0.15%</i>	877 <i>64.77%</i>	475 <i>35.08%</i>	1,354 <i>100.00%</i>
	Final_Plea	842 <i>62.19%</i>	37 <i>2.73%</i>	475 <i>35.08%</i>	1,354 <i>100.00%</i>
Felony amended to Non-Felony	Original_Plea	-	3 <i>5.17%</i>	55 <i>94.83%</i>	58 <i>100.00%</i>
	Final_Plea	-	3 <i>5.17%</i>	55 <i>94.83%</i>	58 <i>100.00%</i>

27A.460 (5) Percentage of pleas as charges;

27A.460 (6) Percentage of pleas to reduce charges;

ADMINISTRATIVE OFFICE OF THE COURTS

Research & Statistics

Annual Report FY 2021

Circuit Court - "Felony" Criminal Cases

MADISON

Cases can have multiple charges which are heard either by a court trial, jury trial, no trial or by a combination of trial types. Depending upon the seriousness of the offense and the consequences of a guilty verdict, defendants in criminal cases have the constitutional right to a jury of their peers. In a jury trial, the Judge decides questions of law, and the jury decides whether the defendant is guilty or not guilty on each of the offense(s) charged. In a court trial, the judge decides questions of law and decides if guilty or not guilty on each offense(s) charges. The cases are categorized by how all the charges within the case were disposed. If all charges were disposed by the same trial type, it's counted in the separate category, otherwise, it's counted within the "Mixed Trial" category. If a charge had a nothing entered or it had "no trial" it's counted in the "No Trial" category.

Cases by Trial Type	27A.460 - (7), (8), (9), (10)	JURY TRIAL	NO TRIAL	Total
Felony Amended Down to Non-Felony		-	46 100.00%	46 100.00%
Felony Charges		1 0.16%	623 99.84%	624 100.00%
Felony Convictions		1 0.23%	440 99.77%	441 100.00%

*27A.460 (7) Percentage of disposition to guilty as charged by trial;
 27A.460 (8) Percentage of those found guilty of lesser charge by trial;
 27A.460 (9) Percentage of cases where jury trial taken;
 27A.460 (10) Percentage of trials which are bench (court) trials; and*

**Shock Probation by
Disposition Type**

	27A.440 (3b)	Denied	Granted	Others	Total
0026090 SHOCK PROBATION IN FELONY CONVICTIONS		29 58.00%	20 40.00%	1 2.00%	50 100.0000%

27A.440 (3) Cases in which shock probation has been granted:
 (b) Extracted data on shock probation shall be placed in the annual report of the Administrative Office of the Courts.

ADMINISTRATIVE OFFICE OF THE COURTS

Research & Statistics

Annual Report FY 2021

Circuit Court - "Felony" Criminal Cases

MAGOFFIN

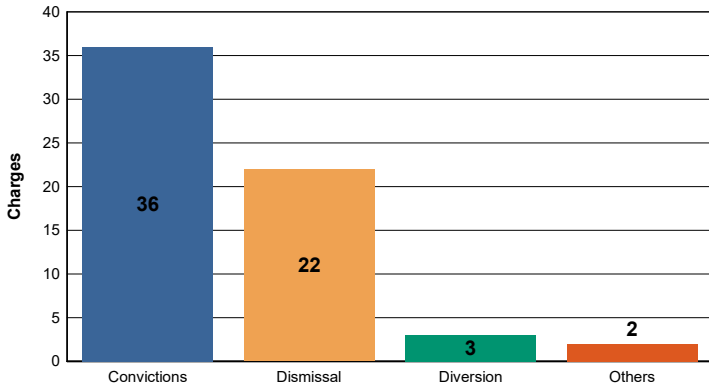
There were 63 felony level offenses and 0 non-felony level offenses disposed within 34 circuit criminal cases during the fiscal year. Non-felony offenses include misdemeanor, violation, local ordinance or other level offense(s) within those cases.

	Charges	Cases
Felony	63	34
Felony amended to Non-Felony	0	

Of those 63 felony offenses, 36 (57.14%) were convicted; were acquitted (%); and 22 (34.92%) were dismissed.

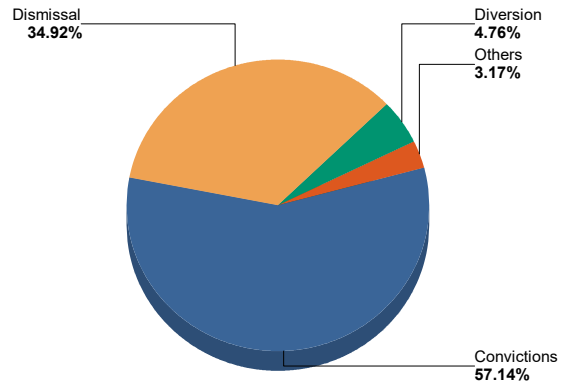
Felony Charges by Disposition Type

27A.460 - (1), (3), (4)



Percent of Charges by Disposition Type

27A.460 - (1), (3), (4)



27A.460 (1) Conviction percentages;

27A.460 (3) Percentage of acquittals;

27A.460(4) Percentage of dismissals;

* "Others" disposition type include: Denied, Extradition, Grand Jury, Granted, Hung Jury, Merged, Mistrial, No Action Taken By Grand Jury, Other, Pardon - Prior to Adjudication Only, Peace Bond, Remanded, Set Aside/Voided, Sealed Records, Transfer, Drug Court Transfer, Vacated Judgment

ADMINISTRATIVE OFFICE OF THE COURTS

Research & Statistics

Annual Report FY 2021

Circuit Court - "Felony" Criminal Cases

MAGOFFIN

Sentence Information by Charge Disposition Type

27A.460 - (2)	Sentence Records	Jail or Prison Conditionally Discharged	Jail or Prison Suspended	Jail or Prison Time > 0	Net Costs > \$0.00	Net Fines > \$0.00	Net Home Incarceration Time	Net Home Incarceration Time Suspended	Net Probation Time Supervised	Net Probation Time Unsupervised	Net Suspended Costs > \$0.00	Net Suspended Fines > \$0.00	Other Conditions
Convicted	36	6 16.67%	21 58.33%	36 100.00%	23 63.89%	1 2.78%			27 75.00%				13 36.11%
Dismissed	4		4 100.00%	4 100.00%	4 100.00%				2 50.00%				2 50.00%
Diverted	3	2 66.67%	1 33.33%	3 100.00%	3 100.00%				2 66.67%				3 100.00%
Others	2		2 100.00%	2 100.00%	2 100.00%				2 100.00%				2 100.00%
	45	8	28	45	32	1			33				20

27A.460 (2) Percentages of fines, imprisonment, or other penalty assessment;

* Percentages are based on total sentence records per category (convicted, acquitted...etc)

* There can be multiple sentence conditions to a single charge.

Plea Type

27A.460 - (5), (6)

		UNKNOWN PLEA TYPE	TOTAL
Felony Charges	Original_Plea	63 100.00%	63 100.00%
	Final_Plea	63 100.00%	63 100.00%

27A.460 (5) Percentage of pleas as charges;

27A.460 (6) Percentage of pleas to reduce charges;

ADMINISTRATIVE OFFICE OF THE COURTS

Research & Statistics

Annual Report FY 2021

Circuit Court - "Felony" Criminal Cases

MAGOFFIN

Cases can have multiple charges which are heard either by a court trial, jury trial, no trial or by a combination of trial types. Depending upon the seriousness of the offense and the consequences of a guilty verdict, defendants in criminal cases have the constitutional right to a jury of their peers. In a jury trial, the Judge decides questions of law, and the jury decides whether the defendant is guilty or not guilty on each of the offense(s) charged. In a court trial, the judge decides questions of law and decides if guilty or not guilty on each offense(s) charges. The cases are categorized by how all the charges within the case were disposed. If all charges were disposed by the same trial type, it's counted in the separate category, otherwise, it's counted within the "Mixed Trial" category. If a charge had a nothing entered or it had "no trial" it's counted in the "No Trial" category.

Cases by Trial Type	27A.460 - (7), (8), (9), (10)	NO TRIAL	Total
Felony Charges		34 100.00%	34 100.00%
Felony Convictions		24 100.00%	24 100.00%

27A.460 (7) Percentage of disposition to guilty as charged by trial;
27A.460 (8) Percentage of those found guilty of lesser charge by trial;
27A.460 (9) Percentage of cases where jury trial taken;
27A.460 (10) Percentage of trials which are bench (court) trials; and

ADMINISTRATIVE OFFICE OF THE COURTS

Research & Statistics

Annual Report FY 2021

Circuit Court - "Felony" Criminal Cases

MARION

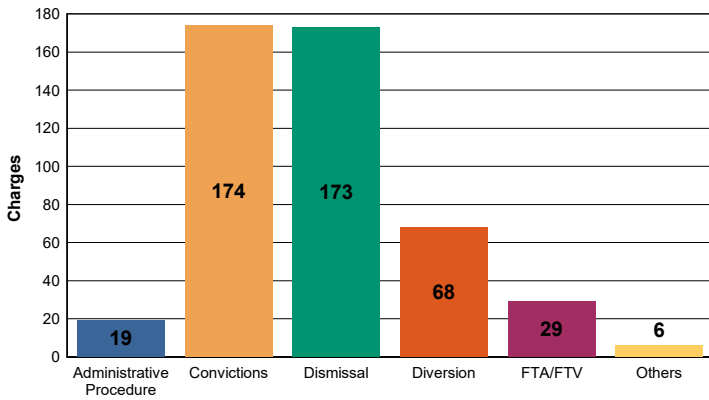
There were 469 felony level offenses and 36 non-felony level offenses disposed within 252 circuit criminal cases during the fiscal year. Non-felony offenses include misdemeanor, violation, local ordinance or other level offense(s) within those cases.

	Charges	Cases
Felony	469	252
Felony amended to Non-Felony	36	

Of those 469 felony offenses, 174 (37.10%) were convicted; were acquitted (%); and 173 (36.89%) were dismissed.

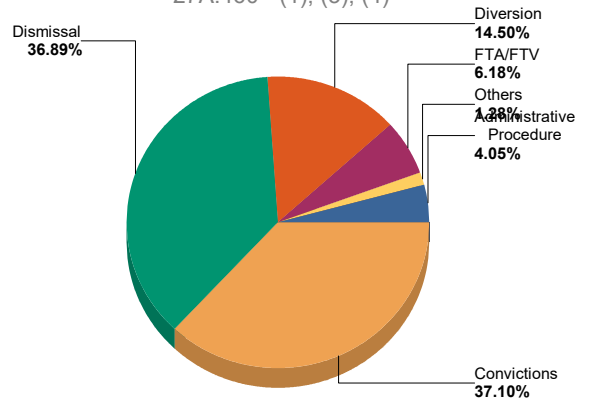
Felony Charges by Disposition Type

27A.460 - (1), (3), (4)



Percent of Charges by Disposition Type

27A.460 - (1), (3), (4)



27A.460 (1) Conviction percentages;

27A.460 (3) Percentage of acquittals;

27A.460(4) Percentage of dismissals;

* "Others" disposition type include: Denied, Extradition, Grand Jury, Granted, Hung Jury, Merged, Mistrial, No Action Taken By Grand Jury, Other, Pardon - Prior to Adjudication Only, Peace Bond, Remanded, Set Aside/Voided, Sealed Records, Transfer, Drug Court Transfer, Vacated Judgment

ADMINISTRATIVE OFFICE OF THE COURTS

Research & Statistics

Annual Report FY 2021

Circuit Court - "Felony" Criminal Cases

MARION

Sentence Information by Charge Disposition Type

27A.460 - (2)	Sentence Records	Jail or Prison Conditionally Discharged	Jail or Prison Suspended	Jail or Prison Time > 0	Net Costs > \$0.00	Net Fines > \$0.00	Net Home Incarceration Time	Net Home Incarceration Time Suspended	Net Probation Time Supervised	Net Probation Time Unsupervised	Net Suspended Costs > \$0.00	Net Suspended Fines > \$0.00	Other Conditions
Convicted	174		81 46.55%	174 100.00%	27 15.52%	14 8.05%			76 43.68%	5 2.87%			89 51.15%
Others	4	1 25.00%	3 75.00%	4 100.00%	2 50.00%	1 25.00%			4 100.00%			1 25.00%	2 50.00%
	178	1	84	178	29	15			80	5			91

27A.460 (2) Percentages of fines, imprisonment, or other penalty assessment;

* Percentages are based on total sentence records per category (convicted, acquitted...etc)

* There can be multiple sentence conditions to a single charge.

Plea Type

27A.460 - (5), (6)		NOT GUILTY	UNKNOWN PLEA TYPE	TOTAL
Felony Charges	Original_Plea	6 1.28%	463 98.72%	469 100.00%
	Final_Plea	6 1.28%	463 98.72%	469 100.00%
Felony amended to Non-Felony	Original_Plea	-	36 100.00%	36 100.00%
	Final_Plea	-	36 100.00%	36 100.00%

27A.460 (5) Percentage of pleas as charges;

27A.460 (6) Percentage of pleas to reduce charges;

ADMINISTRATIVE OFFICE OF THE COURTS

Research & Statistics

Annual Report FY 2021

Circuit Court - "Felony" Criminal Cases

MARION

Cases can have multiple charges which are heard either by a court trial, jury trial, no trial or by a combination of trial types. Depending upon the seriousness of the offense and the consequences of a guilty verdict, defendants in criminal cases have the constitutional right to a jury of their peers. In a jury trial, the Judge decides questions of law, and the jury decides whether the defendant is guilty or not guilty on each of the offense(s) charged. In a court trial, the judge decides questions of law and decides if guilty or not guilty on each offense(s) charges. The cases are categorized by how all the charges within the case were disposed. If all charges were disposed by the same trial type, it's counted in the separate category, otherwise, it's counted within the "Mixed Trial" category. If a charge had a nothing entered or it had "no trial" it's counted in the "No Trial" category.

Cases by Trial Type	27A.460 - (7), (8), (9), (10)	JURY TRIAL	NO TRIAL	Total
Felony Amended Down to Non-Felony		-	25 100.00%	25 100.00%
Felony Charges		1 0.40%	251 99.60%	252 100.00%
Felony Convictions		1 0.99%	100 99.01%	101 100.00%

*27A.460 (7) Percentage of disposition to guilty as charged by trial;
 27A.460 (8) Percentage of those found guilty of lesser charge by trial;
 27A.460 (9) Percentage of cases where jury trial taken;
 27A.460 (10) Percentage of trials which are bench (court) trials; and*

**Shock Probation by
Disposition Type**

	27A.440 (3b)	Denied	Granted	Total
0026090 SHOCK PROBATION IN FELONY CONVICTIONS		29 70.73%	12 29.27%	41 100.0000%

27A.440 (3) Cases in which shock probation has been granted:
 (b) Extracted data on shock probation shall be placed in the annual report of the Administrative Office of the Courts.

ADMINISTRATIVE OFFICE OF THE COURTS

Research & Statistics

Annual Report FY 2021

Circuit Court - "Felony" Criminal Cases

MARION

Youthful Offenders

Note: Per statute 635.020 (7) If a person who is eighteen (18) or older and before the court is charged with a felony that occurred prior to his eighteenth birthday, the court shall, upon motion of the county attorney made prior to adjudication, and after the county attorney has consulted with the Commonwealth's attorney, that the child be proceeded against as a youthful offender, proceed in accordance with the provisions of KRS 640.010.

The youthful offender data is pulled by looking at the circuit criminal cases with defendant's age calculated from date of birth to the case filing date, which is under 18, however, those eighteen(18) or older may not be accounted.

There were 1 felony level offenses and 0 non-felony level offenses disposed within 1 circuit criminal cases during the fiscal year. Non-felony offenses include misdemeanor, violation, local ordinance or other level offense(s) within those cases.

27A.460 - (11)	Charges	Cases
Felony	1	1
Felony amended to Non-Felony	-	

27A.460 (11) The number of juvenile offenders tried as an adult.

Of the 1 felony level offenses disposed within the youthful offender cases, (%) charges were convicted.

Youthful Offender	Dismissal	Total
Felony Charges by Disposition Type	1 100.00%	1 100.00%

ADMINISTRATIVE OFFICE OF THE COURTS

Research & Statistics

Annual Report FY 2021

Circuit Court - "Felony" Criminal Cases

MARSHALL

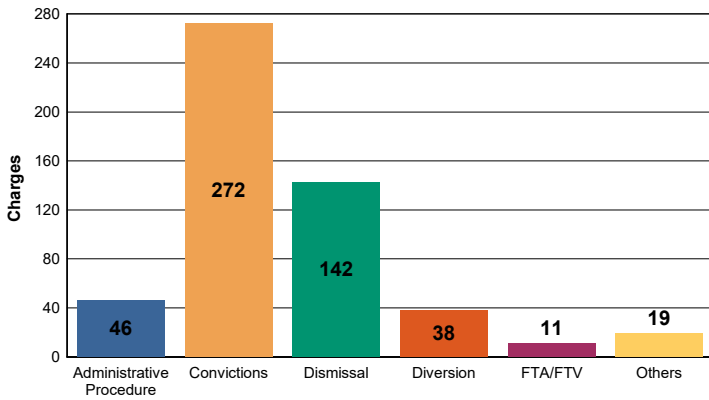
There were 528 felony level offenses and 26 non-felony level offenses disposed within 289 circuit criminal cases during the fiscal year. Non-felony offenses include misdemeanor, violation, local ordinance or other level offense(s) within those cases.

	Charges	Cases
Felony	528	289
Felony amended to Non-Felony	26	

Of those 528 felony offenses, 272 (51.52%) were convicted; were acquitted (%); and 142 (26.89%) were dismissed.

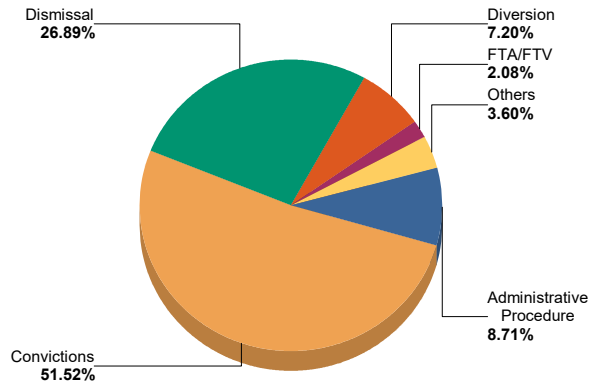
Felony Charges by Disposition Type

27A.460 - (1), (3), (4)



Percent of Charges by Disposition Type

27A.460 - (1), (3), (4)



27A.460 (1) Conviction percentages;

27A.460 (3) Percentage of acquittals;

27A.460(4) Percentage of dismissals;

* "Others" disposition type include: Denied, Extradition, Grand Jury, Granted, Hung Jury, Merged, Mistrial, No Action Taken By Grand Jury, Other, Pardon - Prior to Adjudication Only, Peace Bond, Remanded, Set Aside/Voided, Sealed Records, Transfer, Drug Court Transfer, Vacated Judgment

ADMINISTRATIVE OFFICE OF THE COURTS

Research & Statistics

Annual Report FY 2021

Circuit Court - "Felony" Criminal Cases

MARSHALL

Sentence Information by Charge Disposition Type

27A.460 - (2)	Sentence Records	Jail or Prison Conditionally Discharged	Jail or Prison Suspended	Jail or Prison Time > 0	Net Costs > \$0.00	Net Fines > \$0.00	Net Home Incarceration Time	Net Home Incarceration Time Suspended	Net Probation Time Supervised	Net Probation Time Unsupervised	Net Suspended Costs > \$0.00	Net Suspended Fines > \$0.00	Other Conditions
Convicted	253	134 52.96%	253 100.00%	145 57.31%	-	-	-	-	130 51.38%	3 1.19%	-	-	25 9.88%
Dismissed	9	1 11.11%	8 88.89%	1 11.11%	-	-	-	-	1 11.11%	-	-	-	-
Diverted	2	-	-	2 100.00%	-	-	-	-	-	-	-	-	-
Others	2	-	2 100.00%	2 100.00%	-	-	-	-	-	-	-	-	-
	266	135	263	150	-	-	-	-	131	3	-	-	25

27A.460 (2) Percentages of fines, imprisonment, or other penalty assessment;

* Percentages are based on total sentence records per category (convicted, acquitted...etc)

* There can be multiple sentence conditions to a single charge.

Plea Type

27A.460 - (5), (6)

		GUILTY	NOT GUILTY	UNKNOWN PLEA TYPE	TOTAL
Felony Charges	Original_Plea	12 2.27%	363 68.75%	153 28.98%	528 100.00%
	Final_Plea	344 65.15%	31 5.87%	153 28.98%	528 100.00%
Felony amended to Non-Felony	Original_Plea	-	5 19.23%	21 80.77%	26 100.00%
	Final_Plea	1 3.85%	4 15.38%	21 80.77%	26 100.00%

27A.460 (5) Percentage of pleas as charges;

27A.460 (6) Percentage of pleas to reduce charges;

ADMINISTRATIVE OFFICE OF THE COURTS

Research & Statistics

Annual Report FY 2021

Circuit Court - "Felony" Criminal Cases

MARSHALL

Cases can have multiple charges which are heard either by a court trial, jury trial, no trial or by a combination of trial types. Depending upon the seriousness of the offense and the consequences of a guilty verdict, defendants in criminal cases have the constitutional right to a jury of their peers. In a jury trial, the Judge decides questions of law, and the jury decides whether the defendant is guilty or not guilty on each of the offense(s) charged. In a court trial, the judge decides questions of law and decides if guilty or not guilty on each offense(s) charges. The cases are categorized by how all the charges within the case were disposed. If all charges were disposed by the same trial type, it's counted in the separate category, otherwise, it's counted within the "Mixed Trial" category. If a charge had a nothing entered or it had "no trial" it's counted in the "No Trial" category.

Cases by Trial Type	27A.460 - (7), (8), (9), (10)	NO TRIAL	Total
Felony Amended Down to Non-Felony		13 100.00%	13 100.00%
Felony Charges		289 100.00%	289 100.00%
Felony Convictions		160 100.00%	160 100.00%

*27A.460 (7) Percentage of disposition to guilty as charged by trial;
 27A.460 (8) Percentage of those found guilty of lesser charge by trial;
 27A.460 (9) Percentage of cases where jury trial taken;
 27A.460 (10) Percentage of trials which are bench (court) trials; and*

**Shock Probation by
Disposition Type**

	27A.440 (3b)	Denied	Granted	Others	Total
0026090 SHOCK PROBATION IN FELONY CONVICTIONS		44 61.11%	24 33.33%	4 5.56%	72 100.0000%

27A.440 (3) Cases in which shock probation has been granted:
 (b) Extracted data on shock probation shall be placed in the annual report of the Administrative Office of the Courts.

ADMINISTRATIVE OFFICE OF THE COURTS

Research & Statistics

Annual Report FY 2021

Circuit Court - "Felony" Criminal Cases

MARSHALL

Youthful Offenders

Note: Per statute 635.020 (7) If a person who is eighteen (18) or older and before the court is charged with a felony that occurred prior to his eighteenth birthday, the court shall, upon motion of the county attorney made prior to adjudication, and after the county attorney has consulted with the Commonwealth's attorney, that the child be proceeded against as a youthful offender, proceed in accordance with the provisions of KRS 640.010.

The youthful offender data is pulled by looking at the circuit criminal cases with defendant's age calculated from date of birth to the case filing date, which is under 18, however, those eighteen(18) or older may not be accounted.

There were 21 felony level offenses and 0 non-felony level offenses disposed within 2 circuit criminal cases during the fiscal year. Non-felony offenses include misdemeanor, violation, local ordinance or other level offense(s) within those cases.

27A.460 - (11)		
	Charges	Cases
Felony	21	2
Felony amended to Non-Felony	-	

27A.460 (11) The number of juvenile offenders tried as an adult.

Of the 21 felony level offenses disposed within the youthful offender cases, 12 (57.14%) charges were convicted.

Youthful Offender	Convictions	Dismissal	Total
	Felony Charges by Disposition Type	12 57.14%	9 42.86%

Youthful Offender	GUILTY	Total
	Felony Charges Convicted by Disposition Type	12 100.00%

ADMINISTRATIVE OFFICE OF THE COURTS

Research & Statistics

Annual Report FY 2021

Circuit Court - "Felony" Criminal Cases

MARTIN

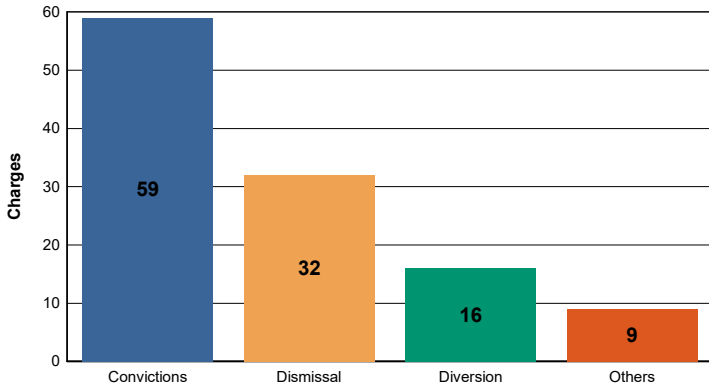
There were 116 felony level offenses and 9 non-felony level offenses disposed within 85 circuit criminal cases during the fiscal year. Non-felony offenses include misdemeanor, violation, local ordinance or other level offense(s) within those cases.

	Charges	Cases
Felony	116	85
Felony amended to Non-Felony	9	

Of those 116 felony offenses, 59 (50.86%) were convicted; were acquitted (%); and 32 (27.59%) were dismissed.

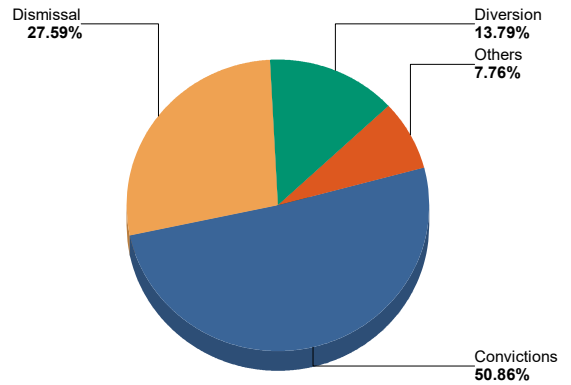
Felony Charges by Disposition Type

27A.460 - (1), (3), (4)



Percent of Charges by Disposition Type

27A.460 - (1), (3), (4)



27A.460 (1) Conviction percentages;

27A.460 (3) Percentage of acquittals;

27A.460(4) Percentage of dismissals;

* "Others" disposition type include: Denied, Extradition, Grand Jury, Granted, Hung Jury, Merged, Mistrial, No Action Taken By Grand Jury, Other, Pardon - Prior to Adjudication Only, Peace Bond, Remanded, Set Aside/Voided, Sealed Records, Transfer, Drug Court Transfer, Vacated Judgment

ADMINISTRATIVE OFFICE OF THE COURTS

Research & Statistics

Annual Report FY 2021

Circuit Court - "Felony" Criminal Cases

MARTIN

Sentence Information by Charge Disposition Type

27A.460 - (2)	Sentence Records	Jail or Prison Conditionally Discharged	Jail or Prison Suspended	Jail or Prison Time > 0	Net Costs > \$0.00	Net Fines > \$0.00	Net Home Incarceration Time	Net Home Incarceration Time Suspended	Net Probation Time Supervised	Net Probation Time Unsupervised	Net Suspended Costs > \$0.00	Net Suspended Fines > \$0.00	Other Conditions
Convicted	59	32 54.24%	1 1.69%	59 100.00%	43 72.88%				32 54.24%	1 1.69%			23 38.98%
Dismissed	14	14 100.00%		14 100.00%	10 71.43%				12 85.71%	2 14.29%			2 14.29%
Diverted	16	16 100.00%		16 100.00%	12 75.00%				16 100.00%				13 81.25%
	89	62	1	89	65				60	3			38

27A.460 (2) Percentages of fines, imprisonment, or other penalty assessment;

* Percentages are based on total sentence records per category (convicted, acquitted...etc)

* There can be multiple sentence conditions to a single charge.

Plea Type

27A.460 - (5), (6)

		GUILTY	NOT GUILTY	UNKNOWN PLEA TYPE	TOTAL
Felony Charges	Original_Plea		81	35	116
		0.00%	69.83%	30.17%	100.00%
	Final_Plea	81		35	116
		69.83%	0.00%	30.17%	100.00%
Felony amended to Non-Felony	Original_Plea			9	9
		0.00%	0.00%	100.00%	100.00%
	Final_Plea			9	9
		0.00%	0.00%	100.00%	100.00%

27A.460 (5) Percentage of pleas as charges;

27A.460 (6) Percentage of pleas to reduce charges;

ADMINISTRATIVE OFFICE OF THE COURTS

Research & Statistics

Annual Report FY 2021

Circuit Court - "Felony" Criminal Cases

MARTIN

Cases can have multiple charges which are heard either by a court trial, jury trial, no trial or by a combination of trial types. Depending upon the seriousness of the offense and the consequences of a guilty verdict, defendants in criminal cases have the constitutional right to a jury of their peers. In a jury trial, the Judge decides questions of law, and the jury decides whether the defendant is guilty or not guilty on each of the offense(s) charged. In a court trial, the judge decides questions of law and decides if guilty or not guilty on each offense(s) charges. The cases are categorized by how all the charges within the case were disposed. If all charges were disposed by the same trial type, it's counted in the separate category, otherwise, it's counted within the "Mixed Trial" category. If a charge had a nothing entered or it had "no trial" it's counted in the "No Trial" category.

Cases by Trial Type	27A.460 - (7), (8), (9), (10)	NO TRIAL	Total
Felony Amended Down to Non-Felony		8 100.00%	8 100.00%
Felony Charges		85 100.00%	85 100.00%
Felony Convictions		47 100.00%	47 100.00%

*27A.460 (7) Percentage of disposition to guilty as charged by trial;
 27A.460 (8) Percentage of those found guilty of lesser charge by trial;
 27A.460 (9) Percentage of cases where jury trial taken;
 27A.460 (10) Percentage of trials which are bench (court) trials; and*

ADMINISTRATIVE OFFICE OF THE COURTS

Research & Statistics

Annual Report FY 2021

Circuit Court - "Felony" Criminal Cases

MASON

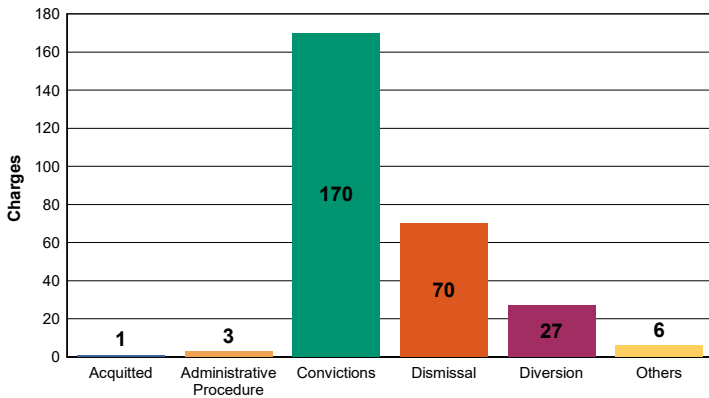
There were 277 felony level offenses and 13 non-felony level offenses disposed within 157 circuit criminal cases during the fiscal year. Non-felony offenses include misdemeanor, violation, local ordinance or other level offense(s) within those cases.

	Charges	Cases
Felony	277	157
Felony amended to Non-Felony	13	

Of those 277 felony offenses, 170 (61.37%) were convicted; 1 were acquitted (0.36%); and 70 (25.27%) were dismissed.

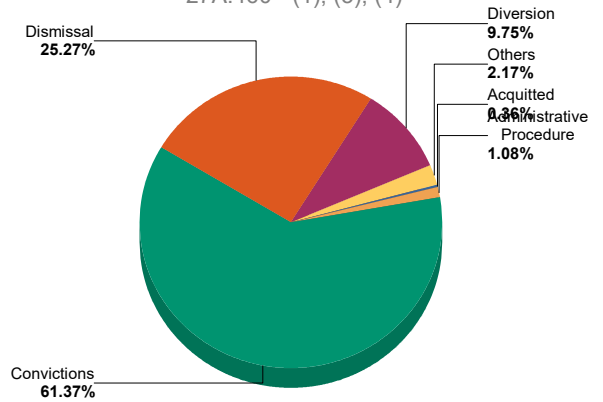
Felony Charges by Disposition Type

27A.460 - (1), (3), (4)



Percent of Charges by Disposition Type

27A.460 - (1), (3), (4)



27A.460 (1) Conviction percentages;

27A.460 (3) Percentage of acquittals;

27A.460(4) Percentage of dismissals;

* "Others" disposition type include: Denied, Extradition, Grand Jury, Granted, Hung Jury, Merged, Mistrial, No Action Taken By Grand Jury, Other, Pardon - Prior to Adjudication Only, Peace Bond, Remanded, Set Aside/Voided, Sealed Records, Transfer, Drug Court Transfer, Vacated Judgment

ADMINISTRATIVE OFFICE OF THE COURTS

Research & Statistics

Annual Report FY 2021

Circuit Court - "Felony" Criminal Cases

MASON

Sentence Information by Charge Disposition Type

27A.460 - (2)	Sentence Records	Jail or Prison Conditionally Discharged	Jail or Prison Suspended	Jail or Prison Time > 0	Net Costs > \$0.00	Net Fines > \$0.00	Net Home Incarceration Time	Net Home Incarceration Time Suspended	Net Probation Time Supervised	Net Probation Time Unsupervised	Net Suspended Costs > \$0.00	Net Suspended Fines > \$0.00	Other Conditions
Acquitted	1			1 100.00%	1 100.00%						1 100.00%		
Convicted	168		51 30.36%	168 100.00%	102 60.71%	10 5.95%			36 21.43%	2 1.19%	39 23.21%		80 47.62%
Others	3		1 33.33%	3 100.00%									1 33.33%
	172		52	172	103	10			36	2	40		81

27A.460 (2) Percentages of fines, imprisonment, or other penalty assessment;

* Percentages are based on total sentence records per category (convicted, acquitted...etc)

* There can be multiple sentence conditions to a single charge.

Plea Type

Plea Type	27A.460 - (5), (6)	GUILTY	NOT GUILTY	UNKNOWN PLEA TYPE	TOTAL
Felony Charges	Original_Plea	31 11.19%	216 77.98%	30 10.83%	277 100.00%
	Final_Plea	215 77.62%	32 11.55%	30 10.83%	277 100.00%
Felony amended to Non-Felony	Original_Plea	-	10 76.92%	3 23.08%	13 100.00%
	Final_Plea	1 7.69%	9 69.23%	3 23.08%	13 100.00%

27A.460 (5) Percentage of pleas as charges;

27A.460 (6) Percentage of pleas to reduce charges;

ADMINISTRATIVE OFFICE OF THE COURTS

Research & Statistics

Annual Report FY 2021

Circuit Court - "Felony" Criminal Cases

MASON

Cases can have multiple charges which are heard either by a court trial, jury trial, no trial or by a combination of trial types. Depending upon the seriousness of the offense and the consequences of a guilty verdict, defendants in criminal cases have the constitutional right to a jury of their peers. In a jury trial, the Judge decides questions of law, and the jury decides whether the defendant is guilty or not guilty on each of the offense(s) charged. In a court trial, the judge decides questions of law and decides if guilty or not guilty on each offense(s) charges. The cases are categorized by how all the charges within the case were disposed. If all charges were disposed by the same trial type, it's counted in the separate category, otherwise, it's counted within the "Mixed Trial" category. If a charge had a nothing entered or it had "no trial" it's counted in the "No Trial" category.

Cases by Trial Type	27A.460 - (7), (8), (9), (10)	NO TRIAL	Total
Felony Amended Down to Non-Felony		10 100.00%	10 100.00%
Felony Charges		157 100.00%	157 100.00%
Felony Convictions		103 100.00%	103 100.00%

*27A.460 (7) Percentage of disposition to guilty as charged by trial;
 27A.460 (8) Percentage of those found guilty of lesser charge by trial;
 27A.460 (9) Percentage of cases where jury trial taken;
 27A.460 (10) Percentage of trials which are bench (court) trials; and*

**Shock Probation by
Disposition Type**

	27A.440 (3b)	Denied	Granted	Others	Vacated	Total
0026090 SHOCK PROBATION IN FELONY CONVICTIONS		45 62.50%	24 33.33%	1 1.39%	1 1.39%	71 98.6111%
0026100 SHOCK PROBATION IN MISDEMEANOR CONVICTIONS		-	1 1.39%	-	-	1 1.3889%

27A.440 (3) Cases in which shock probation has been granted:
 (b) Extracted data on shock probation shall be placed in the annual report of the Administrative Office of the Courts.

ADMINISTRATIVE OFFICE OF THE COURTS

Research & Statistics

Annual Report FY 2021

Circuit Court - "Felony" Criminal Cases

MCCRACKEN

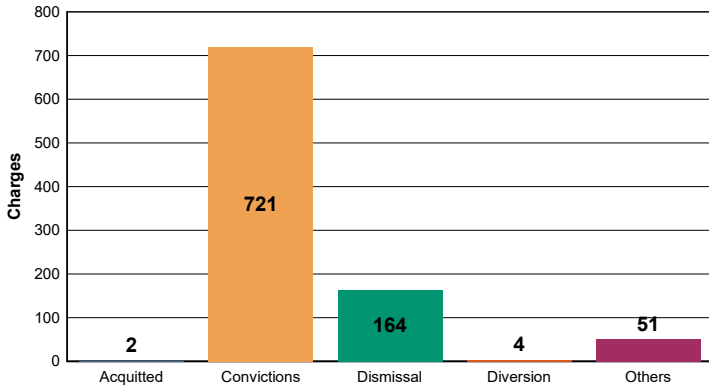
There were 942 felony level offenses and 110 non-felony level offenses disposed within 612 circuit criminal cases during the fiscal year. Non-felony offenses include misdemeanor, violation, local ordinance or other level offense(s) within those cases.

	Charges	Cases
Felony	942	612
Felony amended to Non-Felony	110	

Of those 942 felony offenses, 721 (76.54%) were convicted; 2 were acquitted (0.21%); and 164 (17.41%) were dismissed.

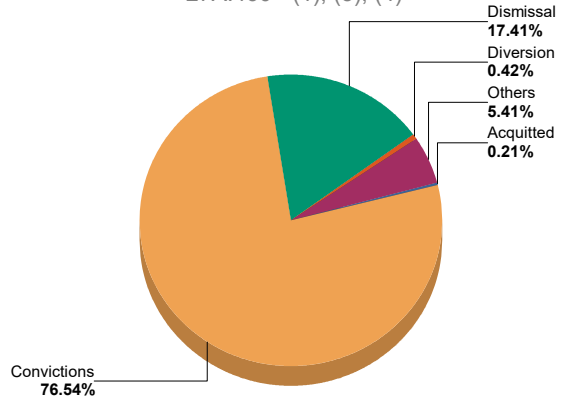
Felony Charges by Disposition Type

27A.460 - (1), (3), (4)



Percent of Charges by Disposition Type

27A.460 - (1), (3), (4)



27A.460 (1) Conviction percentages;

27A.460 (3) Percentage of acquittals;

27A.460(4) Percentage of dismissals;

* "Others" disposition type include: Denied, Extradition, Grand Jury, Granted, Hung Jury, Merged, Mistrial, No Action Taken By Grand Jury, Other, Pardon - Prior to Adjudication Only, Peace Bond, Remanded, Set Aside/Voided, Sealed Records, Transfer, Drug Court Transfer, Vacated Judgment

ADMINISTRATIVE OFFICE OF THE COURTS

Research & Statistics

Annual Report FY 2021

Circuit Court - "Felony" Criminal Cases

MCCRACKEN

Sentence Information by Charge Disposition Type

27A.460 - (2)	Sentence Records	Jail or Prison Conditionally Discharged	Jail or Prison Suspended	Jail or Prison Time > 0	Net Costs > \$0.00	Net Fines > \$0.00	Net Home Incarceration Time	Net Home Incarceration Time Suspended	Net Probation Time Supervised	Net Probation Time Unsupervised	Net Suspended Costs > \$0.00	Net Suspended Fines > \$0.00	Other Conditions
Convicted	718	340 47.35%	15 2.09%	716 99.72%	341 47.49%	1 0.14%			200 27.86%				216 30.08%
Dismissed	4			1 25.00%	3 75.00%								
Diverted	3				3 100.00%								
Others	3	1 33.33%		1 33.33%	2 66.67%								
	728	341	15	718	349	1			200				216

27A.460 (2) Percentages of fines, imprisonment, or other penalty assessment;

* Percentages are based on total sentence records per category (convicted, acquitted...etc)

* There can be multiple sentence conditions to a single charge.

Plea Type

27A.460 - (5), (6)

		GUILTY	NOT GUILTY	UNKNOWN PLEA TYPE	TOTAL
Felony Charges	Original_Plea	16 1.70%	712 75.58%	214 22.72%	942 100.00%
	Final_Plea	714 75.80%	14 1.49%	214 22.72%	942 100.00%
Felony amended to Non-Felony	Original_Plea	-	-	110 100.00%	110 100.00%
	Final_Plea	-	-	110 100.00%	110 100.00%

27A.460 (5) Percentage of pleas as charges;

27A.460 (6) Percentage of pleas to reduce charges;

ADMINISTRATIVE OFFICE OF THE COURTS

Research & Statistics

Annual Report FY 2021

Circuit Court - "Felony" Criminal Cases

MCCRACKEN

Cases can have multiple charges which are heard either by a court trial, jury trial, no trial or by a combination of trial types. Depending upon the seriousness of the offense and the consequences of a guilty verdict, defendants in criminal cases have the constitutional right to a jury of their peers. In a jury trial, the Judge decides questions of law, and the jury decides whether the defendant is guilty or not guilty on each of the offense(s) charged. In a court trial, the judge decides questions of law and decides if guilty or not guilty on each offense(s) charges. The cases are categorized by how all the charges within the case were disposed. If all charges were disposed by the same trial type, it's counted in the separate category, otherwise, it's counted within the "Mixed Trial" category. If a charge had a nothing entered or it had "no trial" it's counted in the "No Trial" category.

Cases by Trial Type	27A.460 - (7), (8), (9), (10)	JURY TRIAL	NO TRIAL	Total
Felony Amended Down to Non-Felony		-	89 100.00%	89 100.00%
Felony Charges		3 0.49%	611 99.84%	614 100.33%
Felony Convictions		2 0.41%	481 99.59%	483 100.00%

27A.460 (7) Percentage of disposition to guilty as charged by trial;
 27A.460 (8) Percentage of those found guilty of lesser charge by trial;
 27A.460 (9) Percentage of cases where jury trial taken;
 27A.460 (10) Percentage of trials which are bench (court) trials; and

**Shock Probation by
Disposition Type**

	27A.440 (3b)	Denied	Granted	Others	Vacated	Total
0026090 SHOCK PROBATION IN FELONY CONVICTIONS		1 6.25%	10 62.50%	1 6.25%	1 6.25%	13 81.2500%
0026100 SHOCK PROBATION IN MISDEMEANOR CONVICTIONS		-	3 18.75%	-	-	3 18.7500%

27A.440 (3) Cases in which shock probation has been granted:
 (b) Extracted data on shock probation shall be placed in the annual report of the Administrative Office of the Courts.

ADMINISTRATIVE OFFICE OF THE COURTS

Research & Statistics

Annual Report FY 2021

Circuit Court - "Felony" Criminal Cases

MCCRACKEN

Youthful Offenders

Note: Per statute 635.020 (7) If a person who is eighteen (18) or older and before the court is charged with a felony that occurred prior to his eighteenth birthday, the court shall, upon motion of the county attorney made prior to adjudication, and after the county attorney has consulted with the Commonwealth's attorney, that the child be proceeded against as a youthful offender, proceed in accordance with the provisions of KRS 640.010.

The youthful offender data is pulled by looking at the circuit criminal cases with defendant's age calculated from date of birth to the case filing date, which is under 18, however, those eighteen(18) or older may not be accounted.

There were 1 felony level offenses and 0 non-felony level offenses disposed within 1 circuit criminal cases during the fiscal year. Non-felony offenses include misdemeanor, violation, local ordinance or other level offense(s) within those cases.

27A.460 - (11)		Charges	Cases
Felony		1	1
Felony amended to Non-Felony		-	

27A.460 (11) The number of juvenile offenders tried as an adult.

Of the 1 felony level offenses disposed within the youthful offender cases, 1 (100.00%) charges were convicted.

Youthful Offender	Convictions	Total
	1 100.00%	1 100.00%

Youthful Offender	GUILTY	Total
	1 100.00%	1 100.00%

ADMINISTRATIVE OFFICE OF THE COURTS

Research & Statistics

Annual Report FY 2021

Circuit Court - "Felony" Criminal Cases

MCCREARY

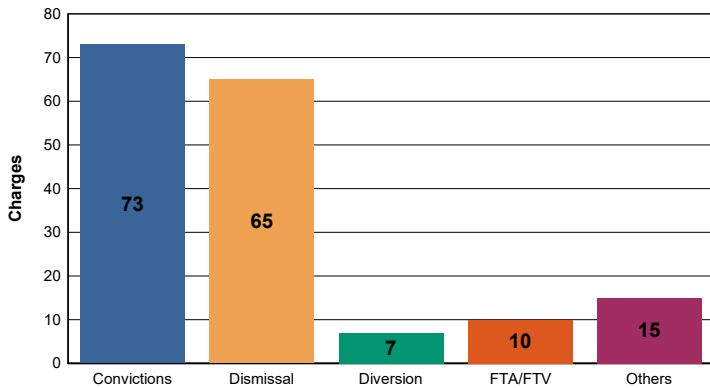
There were 170 felony level offenses and 5 non-felony level offenses disposed within 99 circuit criminal cases during the fiscal year. Non-felony offenses include misdemeanor, violation, local ordinance or other level offense(s) within those cases.

	Charges	Cases
Felony	170	99
Felony amended to Non-Felony	5	

Of those 170 felony offenses, 73 (42.94%) were convicted; were acquitted (%); and 65 (38.24%) were dismissed.

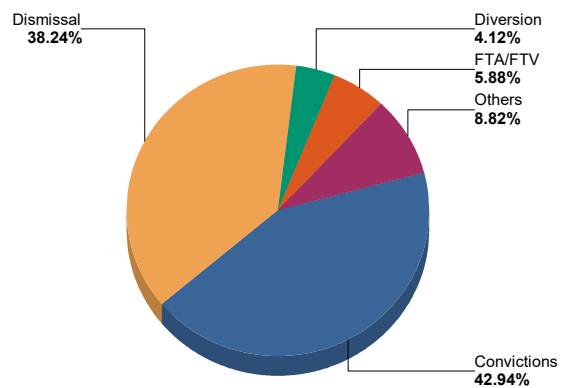
Felony Charges by Disposition Type

27A.460 - (1), (3), (4)



Percent of Charges by Disposition Type

27A.460 - (1), (3), (4)



27A.460 (1) Conviction percentages;

27A.460 (3) Percentage of acquittals;

27A.460(4) Percentage of dismissals;

* "Others" disposition type include: Denied, Extradition, Grand Jury, Granted, Hung Jury, Merged, Mistrial, No Action Taken By Grand Jury, Other, Pardon - Prior to Adjudication Only, Peace Bond, Remanded, Set Aside/Voided, Sealed Records, Transfer, Drug Court Transfer, Vacated Judgment

ADMINISTRATIVE OFFICE OF THE COURTS

Research & Statistics

Annual Report FY 2021

Circuit Court - "Felony" Criminal Cases

MCCREARY

Sentence Information by Charge Disposition Type

27A.460 - (2)	Sentence Records	Jail or Prison Conditionally Discharged	Jail or Prison Suspended	Jail or Prison Time > 0	Net Costs > \$0.00	Net Fines > \$0.00	Net Home Incarceration Time	Net Home Incarceration Time Suspended	Net Probation Time Supervised	Net Probation Time Unsupervised	Net Suspended Costs > \$0.00	Net Suspended Fines > \$0.00	Other Conditions
Convicted	69	1 1.45%	26 37.68%	69 100.00%	44 63.77%	2 2.90%			26 37.68%				65 94.20%
Dismissed	2				1 50.00%								1 50.00%
	71	1	26	69	45	2			26				66

27A.460 (2) Percentages of fines, imprisonment, or other penalty assessment;

* Percentages are based on total sentence records per category (convicted, acquitted...etc)

* There can be multiple sentence conditions to a single charge.

Plea Type

27A.460 - (5), (6)		GUILTY	NOT GUILTY	UNKNOWN PLEA TYPE	TOTAL
Felony Charges	Original_Plea	16 9.41%	16 9.41%	138 81.18%	170 100.00%
	Final_Plea	32 18.82%	- 0.00%	138 81.18%	170 100.00%
Felony amended to Non-Felony	Original_Plea	- 0.00%	- 0.00%	5 100.00%	5 100.00%
	Final_Plea	- 0.00%	- 0.00%	5 100.00%	5 100.00%

27A.460 (5) Percentage of pleas as charges;

27A.460 (6) Percentage of pleas to reduce charges;

ADMINISTRATIVE OFFICE OF THE COURTS

Research & Statistics

Annual Report FY 2021

Circuit Court - "Felony" Criminal Cases

MCCREARY

Cases can have multiple charges which are heard either by a court trial, jury trial, no trial or by a combination of trial types. Depending upon the seriousness of the offense and the consequences of a guilty verdict, defendants in criminal cases have the constitutional right to a jury of their peers. In a jury trial, the Judge decides questions of law, and the jury decides whether the defendant is guilty or not guilty on each of the offense(s) charged. In a court trial, the judge decides questions of law and decides if guilty or not guilty on each offense(s) charges. The cases are categorized by how all the charges within the case were disposed. If all charges were disposed by the same trial type, it's counted in the separate category, otherwise, it's counted within the "Mixed Trial" category. If a charge had a nothing entered or it had "no trial" it's counted in the "No Trial" category.

Cases by Trial Type	27A.460 - (7), (8), (9), (10)	NO TRIAL	Total
Felony Amended Down to Non-Felony		4 100.00%	4 100.00%
Felony Charges		99 100.00%	99 100.00%
Felony Convictions		52 100.00%	52 100.00%

*27A.460 (7) Percentage of disposition to guilty as charged by trial;
 27A.460 (8) Percentage of those found guilty of lesser charge by trial;
 27A.460 (9) Percentage of cases where jury trial taken;
 27A.460 (10) Percentage of trials which are bench (court) trials; and*

**Shock Probation by
Disposition Type**

	27A.440 (3b)	Denied	Granted	Others	Total
0026090 SHOCK PROBATION IN FELONY CONVICTIONS		7 70.00%	2 20.00%	-	9 90.0000%
0026100 SHOCK PROBATION IN MISDEMEANOR CONVICTIONS		-	-	1 10.00%	1 10.0000%

27A.440 (3) Cases in which shock probation has been granted:
 (b) Extracted data on shock probation shall be placed in the annual report of the Administrative Office of the Courts.

ADMINISTRATIVE OFFICE OF THE COURTS

Research & Statistics

Annual Report FY 2021

Circuit Court - "Felony" Criminal Cases

MCLEAN

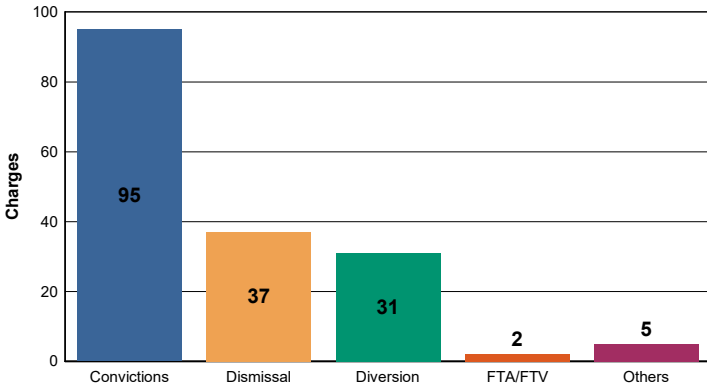
There were 170 felony level offenses and 5 non-felony level offenses disposed within 91 circuit criminal cases during the fiscal year. Non-felony offenses include misdemeanor, violation, local ordinance or other level offense(s) within those cases.

	Charges	Cases
Felony	170	91
Felony amended to Non-Felony	5	

Of those 170 felony offenses, 95 (55.88%) were convicted; were acquitted (%); and 37 (21.76%) were dismissed.

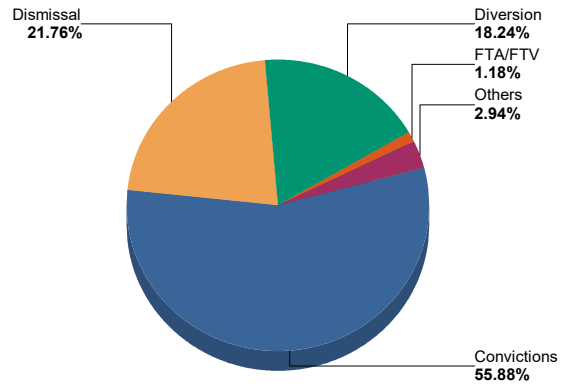
Felony Charges by Disposition Type

27A.460 - (1), (3), (4)



Percent of Charges by Disposition Type

27A.460 - (1), (3), (4)



27A.460 (1) Conviction percentages;

27A.460 (3) Percentage of acquittals;

27A.460(4) Percentage of dismissals;

* "Others" disposition type include: Denied, Extradition, Grand Jury, Granted, Hung Jury, Merged, Mistrial, No Action Taken By Grand Jury, Other, Pardon - Prior to Adjudication Only, Peace Bond, Remanded, Set Aside/Voided, Sealed Records, Transfer, Drug Court Transfer, Vacated Judgment

ADMINISTRATIVE OFFICE OF THE COURTS

Research & Statistics

Annual Report FY 2021

Circuit Court - "Felony" Criminal Cases

MCLEAN

Sentence Information by Charge Disposition Type

27A.460 - (2)	Sentence Records	Jail or Prison Conditionally Discharged	Jail or Prison Suspended	Jail or Prison Time > 0	Net Costs > \$0.00	Net Fines > \$0.00	Net Home Incarceration Time	Net Home Incarceration Time Suspended	Net Probation Time Supervised	Net Probation Time Unsupervised	Net Suspended Costs > \$0.00	Net Suspended Fines > \$0.00	Other Conditions
Convicted	93		37 39.78%	93 100.00%	56 60.22%	1 1.08%			32 34.41%				10 10.75%
Dismissed	10			3 30.00%	9 90.00%								
Diverted	4				3 75.00%								
	107		37	96	68	1			32				10

27A.460 (2) Percentages of fines, imprisonment, or other penalty assessment;

* Percentages are based on total sentence records per category (convicted, acquitted...etc)

* There can be multiple sentence conditions to a single charge.

Plea Type

27A.460 - (5), (6)		GUILTY	NOT GUILTY	UNKNOWN PLEA TYPE	TOTAL
Felony Charges	Original_Plea	42 24.71%	115 67.65%	13 7.65%	170 100.00%
	Final_Plea	128 75.29%	29 17.06%	13 7.65%	170 100.00%
Felony amended to Non-Felony	Original_Plea	-	5 100.00%	-	5 100.00%
	Final_Plea	-	5 100.00%	-	5 100.00%

27A.460 (5) Percentage of pleas as charges;

27A.460 (6) Percentage of pleas to reduce charges;

ADMINISTRATIVE OFFICE OF THE COURTS

Research & Statistics

Annual Report FY 2021

Circuit Court - "Felony" Criminal Cases

MCLEAN

Cases can have multiple charges which are heard either by a court trial, jury trial, no trial or by a combination of trial types. Depending upon the seriousness of the offense and the consequences of a guilty verdict, defendants in criminal cases have the constitutional right to a jury of their peers. In a jury trial, the Judge decides questions of law, and the jury decides whether the defendant is guilty or not guilty on each of the offense(s) charged. In a court trial, the judge decides questions of law and decides if guilty or not guilty on each offense(s) charges. The cases are categorized by how all the charges within the case were disposed. If all charges were disposed by the same trial type, it's counted in the separate category, otherwise, it's counted within the "Mixed Trial" category. If a charge had a nothing entered or it had "no trial" it's counted in the "No Trial" category.

Cases by Trial Type	27A.460 - (7), (8), (9), (10)	NO TRIAL	Total
Felony Amended Down to Non-Felony		4 100.00%	4 100.00%
Felony Charges		91 100.00%	91 100.00%
Felony Convictions		59 100.00%	59 100.00%

*27A.460 (7) Percentage of disposition to guilty as charged by trial;
 27A.460 (8) Percentage of those found guilty of lesser charge by trial;
 27A.460 (9) Percentage of cases where jury trial taken;
 27A.460 (10) Percentage of trials which are bench (court) trials; and*

**Shock Probation by
Disposition Type**

	27A.440 (3b)	Denied	Granted	Total
0026090 SHOCK PROBATION IN FELONY CONVICTIONS		46 88.46%	6 11.54%	52 100.0000%

27A.440 (3) Cases in which shock probation has been granted:
 (b) Extracted data on shock probation shall be placed in the annual report of the Administrative Office of the Courts.

ADMINISTRATIVE OFFICE OF THE COURTS

Research & Statistics

Annual Report FY 2021

Circuit Court - "Felony" Criminal Cases

MEADE

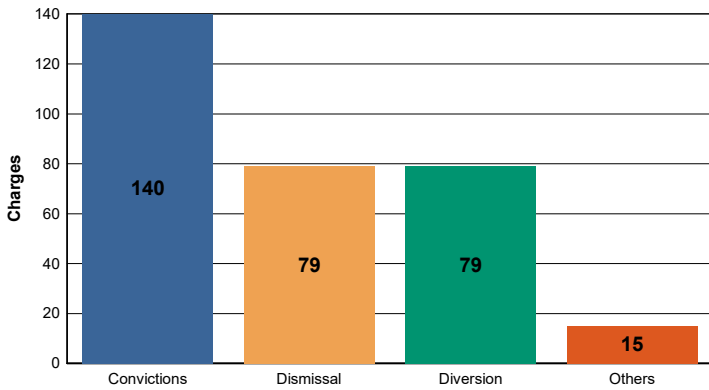
There were 313 felony level offenses and 20 non-felony level offenses disposed within 165 circuit criminal cases during the fiscal year. Non-felony offenses include misdemeanor, violation, local ordinance or other level offense(s) within those cases.

	Charges	Cases
Felony	313	165
Felony amended to Non-Felony	20	

Of those 313 felony offenses, 140 (44.73%) were convicted; were acquitted (%); and 79 (25.24%) were dismissed.

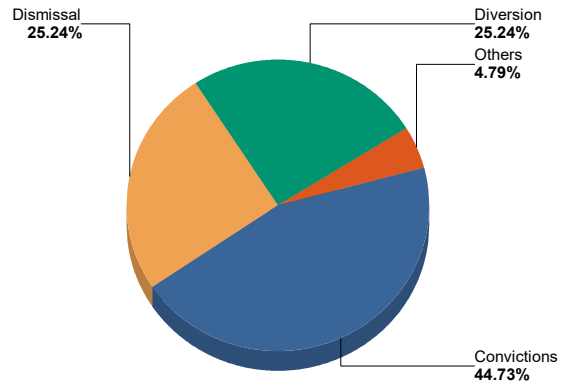
Felony Charges by Disposition Type

27A.460 - (1), (3), (4)



Percent of Charges by Disposition Type

27A.460 - (1), (3), (4)



27A.460 (1) Conviction percentages;

27A.460 (3) Percentage of acquittals;

27A.460(4) Percentage of dismissals;

* "Others" disposition type include: Denied, Extradition, Grand Jury, Granted, Hung Jury, Merged, Mistrial, No Action Taken By Grand Jury, Other, Pardon - Prior to Adjudication Only, Peace Bond, Remanded, Set Aside/Voided, Sealed Records, Transfer, Drug Court Transfer, Vacated Judgment

ADMINISTRATIVE OFFICE OF THE COURTS

Research & Statistics

Annual Report FY 2021

Circuit Court - "Felony" Criminal Cases

MEADE

Sentence Information by Charge Disposition Type

27A.460 - (2)	Sentence Records	Jail or Prison Conditionally Discharged	Jail or Prison Suspended	Jail or Prison Time > 0	Net Costs > \$0.00	Net Fines > \$0.00	Net Home Incarceration Time	Net Home Incarceration Time Suspended	Net Probation Time Supervised	Net Probation Time Unsupervised	Net Suspended Costs > \$0.00	Net Suspended Fines > \$0.00	Other Conditions
Convicted	126		91 72.22%	126 100.00%	79 62.70%	76 60.32%			90 71.43%	1 0.79%			
Dismissed	1			1 100.00%			1 100.00%						
Diverted	10		1 10.00%	2 20.00%	7 70.00%	2 20.00%				1 10.00%			
Others	6		1 16.67%	5 83.33%	5 83.33%	2 33.33%			1 16.67%	1 16.67%	1 16.67%	2 33.33%	3 50.00%
	143		93	134	91	80	1		91	3	1	2	3

27A.460 (2) Percentages of fines, imprisonment, or other penalty assessment;

* Percentages are based on total sentence records per category (convicted, acquitted...etc)

* There can be multiple sentence conditions to a single charge.

Plea Type

27A.460 - (5), (6)

		GUILTY	NOT GUILTY	UNKNOWN PLEA TYPE	TOTAL
Felony Charges	Original_Plea	1 0.32%	206 65.81%	106 33.87%	313 100.00%
	Final_Plea	203 64.86%	4 1.28%	106 33.87%	313 100.00%
Felony amended to Non-Felony	Original_Plea	-	2 10.00%	18 90.00%	20 100.00%
	Final_Plea	2 10.00%	-	18 90.00%	20 100.00%

27A.460 (5) Percentage of pleas as charges;

27A.460 (6) Percentage of pleas to reduce charges;

ADMINISTRATIVE OFFICE OF THE COURTS

Research & Statistics

Annual Report FY 2021

Circuit Court - "Felony" Criminal Cases

MEADE

Cases can have multiple charges which are heard either by a court trial, jury trial, no trial or by a combination of trial types. Depending upon the seriousness of the offense and the consequences of a guilty verdict, defendants in criminal cases have the constitutional right to a jury of their peers. In a jury trial, the Judge decides questions of law, and the jury decides whether the defendant is guilty or not guilty on each of the offense(s) charged. In a court trial, the judge decides questions of law and decides if guilty or not guilty on each offense(s) charges. The cases are categorized by how all the charges within the case were disposed. If all charges were disposed by the same trial type, it's counted in the separate category, otherwise, it's counted within the "Mixed Trial" category. If a charge had a nothing entered or it had "no trial" it's counted in the "No Trial" category.

Cases by Trial Type	27A.460 - (7), (8), (9), (10)	NO TRIAL	Total
Felony Amended Down to Non-Felony		14 100.00%	14 100.00%
Felony Charges		165 100.00%	165 100.00%
Felony Convictions		85 100.00%	85 100.00%

*27A.460 (7) Percentage of disposition to guilty as charged by trial;
 27A.460 (8) Percentage of those found guilty of lesser charge by trial;
 27A.460 (9) Percentage of cases where jury trial taken;
 27A.460 (10) Percentage of trials which are bench (court) trials; and*

**Shock Probation by
Disposition Type**

	27A.440 (3b)	Denied	Granted	Vacated	Total
0026090 SHOCK PROBATION IN FELONY CONVICTIONS		10 58.82%	6 35.29%	1 5.88%	17 100.0000%

27A.440 (3) Cases in which shock probation has been granted:
 (b) Extracted data on shock probation shall be placed in the annual report of the Administrative Office of the Courts.

ADMINISTRATIVE OFFICE OF THE COURTS

Research & Statistics

Annual Report FY 2021

Circuit Court - "Felony" Criminal Cases

MENIFEE

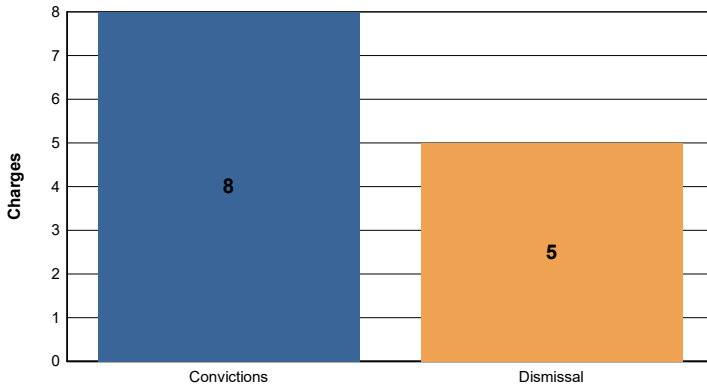
There were 13 felony level offenses and 2 non-felony level offenses disposed within 7 circuit criminal cases during the fiscal year. Non-felony offenses include misdemeanor, violation, local ordinance or other level offense(s) within those cases.

	Charges	Cases
Felony	13	7
Felony amended to Non-Felony	2	

Of those 13 felony offenses, 8 (61.54%) were convicted; were acquitted (%); and 5 (38.46%) were dismissed.

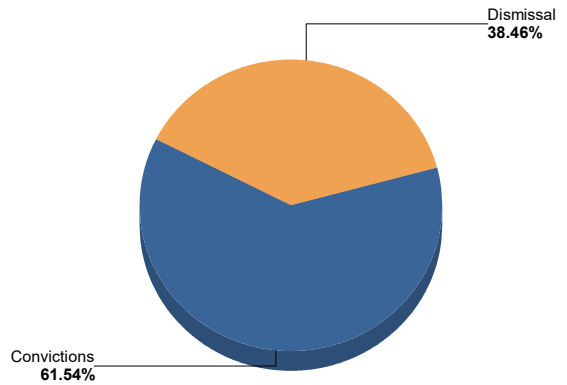
Felony Charges by Disposition Type

27A.460 - (1), (3), (4)



Percent of Charges by Disposition Type

27A.460 - (1), (3), (4)



27A.460 (1) Conviction percentages;

27A.460 (3) Percentage of acquittals;

27A.460(4) Percentage of dismissals;

* "Others" disposition type include: Denied, Extradition, Grand Jury, Granted, Hung Jury, Merged, Mistrial, No Action Taken By Grand Jury, Other, Pardon - Prior to Adjudication Only, Peace Bond, Remanded, Set Aside/Voided, Sealed Records, Transfer, Drug Court Transfer, Vacated Judgment

ADMINISTRATIVE OFFICE OF THE COURTS

Research & Statistics

Annual Report FY 2021

Circuit Court - "Felony" Criminal Cases

MENIFEE

Sentence Information by Charge Disposition Type

27A.460 - (2)	Sentence Records	Jail or Prison Conditionally Discharged	Jail or Prison Suspended	Jail or Prison Time > 0	Net Costs > \$0.00	Net Fines > \$0.00	Net Home Incarceration Time	Net Home Incarceration Time Suspended	Net Probation Time Supervised	Net Probation Time Unsupervised	Net Suspended Costs > \$0.00	Net Suspended Fines > \$0.00	Other Conditions
Convicted	7		5	7	4				5				4
			71.43%	100.00%	57.14%				71.43%				57.14%
	7		5	7	4				5				4

27A.460 (2) Percentages of fines, imprisonment, or other penalty assessment;

* Percentages are based on total sentence records per category (convicted, acquitted...etc)

* There can be multiple sentence conditions to a single charge.

Plea Type

27A.460 - (5), (6)		GUILTY	NOT GUILTY	UNKNOWN PLEA TYPE	TOTAL
Felony Charges	Original_Plea	-	1	12	13
	Final_Plea	0.00%	7.69%	92.31%	100.00%
Felony amended to Non-Felony	Original_Plea	1	-	12	13
	Final_Plea	7.69%	0.00%	92.31%	100.00%
	Original_Plea	-	-	2	2
	Final_Plea	0.00%	0.00%	100.00%	100.00%
	Original_Plea	-	-	2	2
	Final_Plea	0.00%	0.00%	100.00%	100.00%

27A.460 (5) Percentage of pleas as charges;

27A.460 (6) Percentage of pleas to reduce charges;

ADMINISTRATIVE OFFICE OF THE COURTS

Research & Statistics

Annual Report FY 2021

Circuit Court - "Felony" Criminal Cases

MENIFEE

Cases can have multiple charges which are heard either by a court trial, jury trial, no trial or by a combination of trial types. Depending upon the seriousness of the offense and the consequences of a guilty verdict, defendants in criminal cases have the constitutional right to a jury of their peers. In a jury trial, the Judge decides questions of law, and the jury decides whether the defendant is guilty or not guilty on each of the offense(s) charged. In a court trial, the judge decides questions of law and decides if guilty or not guilty on each offense(s) charges. The cases are categorized by how all the charges within the case were disposed. If all charges were disposed by the same trial type, it's counted in the separate category, otherwise, it's counted within the "Mixed Trial" category. If a charge had a nothing entered or it had "no trial" it's counted in the "No Trial" category.

Cases by Trial Type	27A.460 - (7), (8), (9), (10)	NO TRIAL	Total
Felony Amended Down to Non-Felony		2 100.00%	2 100.00%
Felony Charges		7 100.00%	7 100.00%
Felony Convictions		5 100.00%	5 100.00%

27A.460 (7) Percentage of disposition to guilty as charged by trial;
27A.460 (8) Percentage of those found guilty of lesser charge by trial;
27A.460 (9) Percentage of cases where jury trial taken;
27A.460 (10) Percentage of trials which are bench (court) trials; and

ADMINISTRATIVE OFFICE OF THE COURTS

Research & Statistics

Annual Report FY 2021

Circuit Court - "Felony" Criminal Cases

MERCER

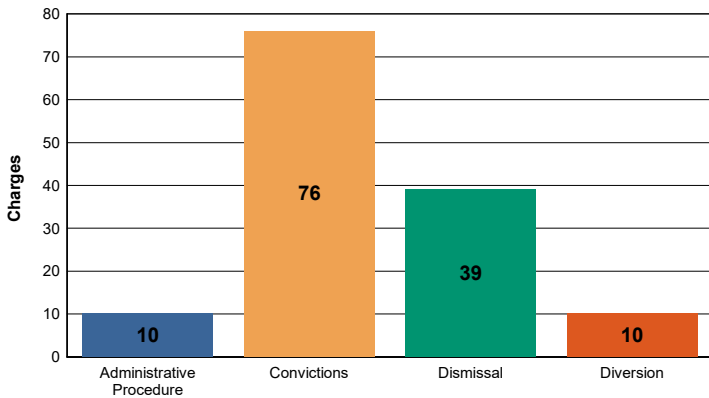
There were 135 felony level offenses and 34 non-felony level offenses disposed within 55 circuit criminal cases during the fiscal year. Non-felony offenses include misdemeanor, violation, local ordinance or other level offense(s) within those cases.

	Charges	Cases
Felony	135	55
Felony amended to Non-Felony	34	

Of those 135 felony offenses, 76 (56.30%) were convicted; were acquitted (%); and 39 (28.89%) were dismissed.

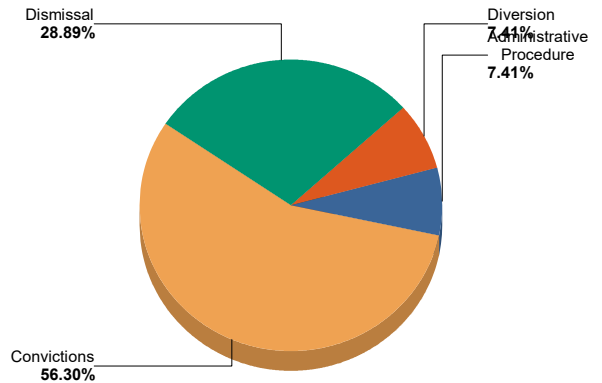
Felony Charges by Disposition Type

27A.460 - (1), (3), (4)



Percent of Charges by Disposition Type

27A.460 - (1), (3), (4)



27A.460 (1) Conviction percentages;

27A.460 (3) Percentage of acquittals;

27A.460(4) Percentage of dismissals;

* "Others" disposition type include: Denied, Extradition, Grand Jury, Granted, Hung Jury, Merged, Mistrial, No Action Taken By Grand Jury, Other, Pardon - Prior to Adjudication Only, Peace Bond, Remanded, Set Aside/Voided, Sealed Records, Transfer, Drug Court Transfer, Vacated Judgment

ADMINISTRATIVE OFFICE OF THE COURTS

Research & Statistics

Annual Report FY 2021

Circuit Court - "Felony" Criminal Cases

MERCER

Sentence Information by Charge Disposition Type

27A.460 - (2)	Sentence Records	Jail or Prison Conditionally Discharged	Jail or Prison Suspended	Jail or Prison Time > 0	Net Costs > \$0.00	Net Fines > \$0.00	Net Home Incarceration Time	Net Home Incarceration Time Suspended	Net Probation Time Supervised	Net Probation Time Unsupervised	Net Suspended Costs > \$0.00	Net Suspended Fines > \$0.00	Other Conditions
Convicted	66		19 28.79%	66 100.00%	8 12.12%	4 6.06%			19 28.79%				1 1.52%
Diverted	2				1 50.00%								
	68		19	66	9	4			19				1

27A.460 (2) Percentages of fines, imprisonment, or other penalty assessment;

* Percentages are based on total sentence records per category (convicted, acquitted...etc)

* There can be multiple sentence conditions to a single charge.

Plea Type

27A.460 - (5), (6)		GUILTY	NOT GUILTY	UNKNOWN PLEA TYPE	TOTAL
Felony Charges	Original_Plea	-	66 48.89%	69 51.11%	135 100.00%
	Final_Plea	66 48.89%	-	69 51.11%	135 100.00%
Felony amended to Non-Felony	Original_Plea	-	-	34 100.00%	34 100.00%
	Final_Plea	-	-	34 100.00%	34 100.00%

27A.460 (5) Percentage of pleas as charges;

27A.460 (6) Percentage of pleas to reduce charges;

ADMINISTRATIVE OFFICE OF THE COURTS

Research & Statistics

Annual Report FY 2021

Circuit Court - "Felony" Criminal Cases

MERCER

Cases can have multiple charges which are heard either by a court trial, jury trial, no trial or by a combination of trial types. Depending upon the seriousness of the offense and the consequences of a guilty verdict, defendants in criminal cases have the constitutional right to a jury of their peers. In a jury trial, the Judge decides questions of law, and the jury decides whether the defendant is guilty or not guilty on each of the offense(s) charged. In a court trial, the judge decides questions of law and decides if guilty or not guilty on each offense(s) charges. The cases are categorized by how all the charges within the case were disposed. If all charges were disposed by the same trial type, it's counted in the separate category, otherwise, it's counted within the "Mixed Trial" category. If a charge had a nothing entered or it had "no trial" it's counted in the "No Trial" category.

Cases by Trial Type	27A.460 - (7), (8), (9), (10)	NO TRIAL	Total
Felony Amended Down to Non-Felony		25 100.00%	25 100.00%
Felony Charges		55 100.00%	55 100.00%
Felony Convictions		34 100.00%	34 100.00%

*27A.460 (7) Percentage of disposition to guilty as charged by trial;
 27A.460 (8) Percentage of those found guilty of lesser charge by trial;
 27A.460 (9) Percentage of cases where jury trial taken;
 27A.460 (10) Percentage of trials which are bench (court) trials; and*

**Shock Probation by
Disposition Type**

	27A.440 (3b)	Denied	Granted	Total
0026090 SHOCK PROBATION IN FELONY CONVICTIONS		3 60.00%	-	3 60.0000%
0026100 SHOCK PROBATION IN MISDEMEANOR CONVICTIONS		1 20.00%	1 20.00%	2 40.0000%

27A.440 (3) Cases in which shock probation has been granted:
 (b) Extracted data on shock probation shall be placed in the annual report of the Administrative Office of the Courts.

ADMINISTRATIVE OFFICE OF THE COURTS

Research & Statistics

Annual Report FY 2021

Circuit Court - "Felony" Criminal Cases

METCALFE

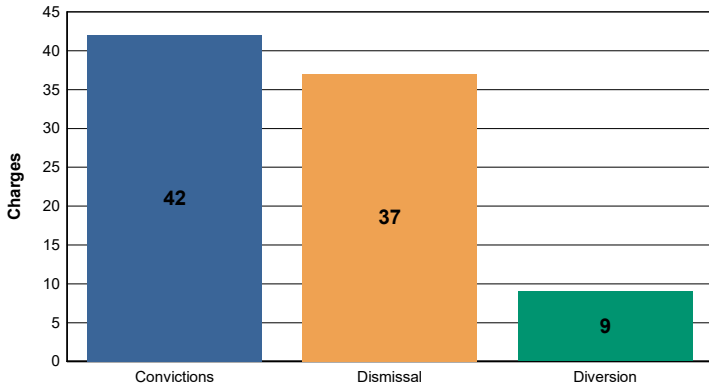
There were 88 felony level offenses and 3 non-felony level offenses disposed within 64 circuit criminal cases during the fiscal year. Non-felony offenses include misdemeanor, violation, local ordinance or other level offense(s) within those cases.

	Charges	Cases
Felony	88	64
Felony amended to Non-Felony	3	

Of those 88 felony offenses, 42 (47.73%) were convicted; were acquitted (%); and 37 (42.05%) were dismissed.

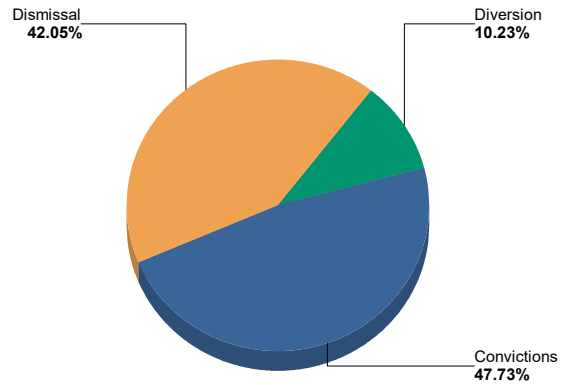
Felony Charges by Disposition Type

27A.460 - (1), (3), (4)



Percent of Charges by Disposition Type

27A.460 - (1), (3), (4)



27A.460 (1) Conviction percentages;

27A.460 (3) Percentage of acquittals;

27A.460(4) Percentage of dismissals;

* "Others" disposition type include: Denied, Extradition, Grand Jury, Granted, Hung Jury, Merged, Mistrial, No Action Taken By Grand Jury, Other, Pardon - Prior to Adjudication Only, Peace Bond, Remanded, Set Aside/Voided, Sealed Records, Transfer, Drug Court Transfer, Vacated Judgment

ADMINISTRATIVE OFFICE OF THE COURTS

Research & Statistics

Annual Report FY 2021

Circuit Court - "Felony" Criminal Cases

METCALFE

Sentence Information by Charge Disposition Type

27A.460 - (2)	Sentence Records	Jail or Prison Conditionally Discharged	Jail or Prison Suspended	Jail or Prison Time > 0	Net Costs > \$0.00	Net Fines > \$0.00	Net Home Incarceration Time	Net Home Incarceration Time Suspended	Net Probation Time Supervised	Net Probation Time Unsupervised	Net Suspended Costs > \$0.00	Net Suspended Fines > \$0.00	Other Conditions
Convicted	42	37 88.10%	42 100.00%	30 71.43%	28 66.67%	1 2.38%	32 76.19%					4 9.52%	
Diverted	7	2 28.57%	2 28.57%	6 85.71%	1 14.29%								
	49	39	44	36	29	1	33					4	

27A.460 (2) Percentages of fines, imprisonment, or other penalty assessment;

* Percentages are based on total sentence records per category (convicted, acquitted...etc)

* There can be multiple sentence conditions to a single charge.

Plea Type

27A.460 - (5), (6)		GUILTY	NOT GUILTY	UNKNOWN PLEA TYPE	TOTAL
Felony Charges	Original_Plea	-	50	38	88
		0.00%	56.82%	43.18%	100.00%
Felony amended to Non-Felony	Final_Plea	50	-	38	88
		56.82%	0.00%	43.18%	100.00%
Felony amended to Non-Felony	Original_Plea	-	-	3	3
		0.00%	0.00%	100.00%	100.00%
Felony amended to Non-Felony	Final_Plea	-	-	3	3
		0.00%	0.00%	100.00%	100.00%

27A.460 (5) Percentage of pleas as charges;

27A.460 (6) Percentage of pleas to reduce charges;

ADMINISTRATIVE OFFICE OF THE COURTS

Research & Statistics

Annual Report FY 2021

Circuit Court - "Felony" Criminal Cases

METCALFE

Cases can have multiple charges which are heard either by a court trial, jury trial, no trial or by a combination of trial types. Depending upon the seriousness of the offense and the consequences of a guilty verdict, defendants in criminal cases have the constitutional right to a jury of their peers. In a jury trial, the Judge decides questions of law, and the jury decides whether the defendant is guilty or not guilty on each of the offense(s) charged. In a court trial, the judge decides questions of law and decides if guilty or not guilty on each offense(s) charges. The cases are categorized by how all the charges within the case were disposed. If all charges were disposed by the same trial type, it's counted in the separate category, otherwise, it's counted within the "Mixed Trial" category. If a charge had a nothing entered or it had "no trial" it's counted in the "No Trial" category.

Cases by Trial Type	27A.460 - (7), (8), (9), (10)	NO TRIAL	Total
Felony Amended Down to Non-Felony		3 100.00%	3 100.00%
Felony Charges		64 100.00%	64 100.00%
Felony Convictions		31 100.00%	31 100.00%

*27A.460 (7) Percentage of disposition to guilty as charged by trial;
 27A.460 (8) Percentage of those found guilty of lesser charge by trial;
 27A.460 (9) Percentage of cases where jury trial taken;
 27A.460 (10) Percentage of trials which are bench (court) trials; and*

**Shock Probation by
Disposition Type**

	27A.440 (3b)	Denied	Total
0026090 SHOCK PROBATION IN FELONY CONVICTIONS		2 100.00%	2 100.0000%

27A.440 (3) Cases in which shock probation has been granted:
 (b) Extracted data on shock probation shall be placed in the annual report of the Administrative Office of the Courts.

ADMINISTRATIVE OFFICE OF THE COURTS

Research & Statistics

Annual Report FY 2021

Circuit Court - "Felony" Criminal Cases

MONROE

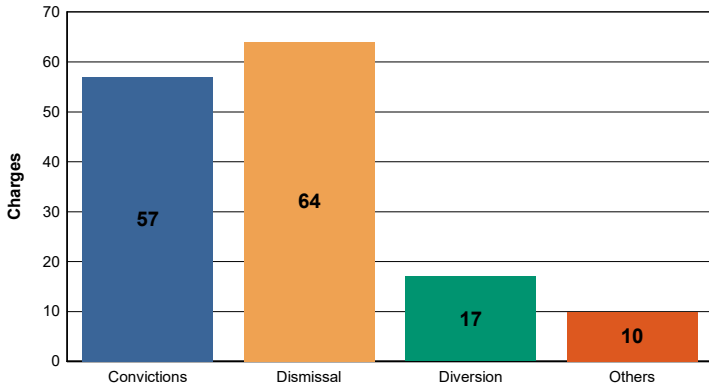
There were 148 felony level offenses and 0 non-felony level offenses disposed within 68 circuit criminal cases during the fiscal year. Non-felony offenses include misdemeanor, violation, local ordinance or other level offense(s) within those cases.

	Charges	Cases
Felony	148	68
Felony amended to Non-Felony	0	

Of those 148 felony offenses, 57 (38.51%) were convicted; were acquitted (%); and 64 (43.24%) were dismissed.

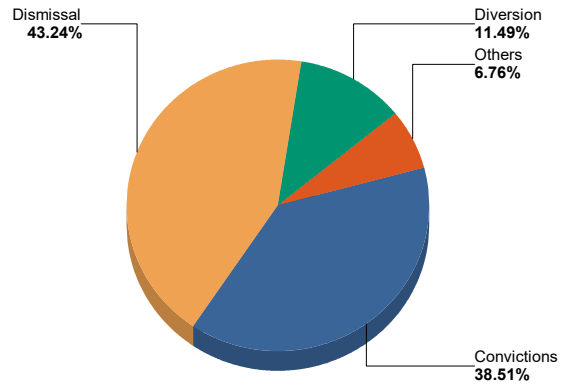
Felony Charges by Disposition Type

27A.460 - (1), (3), (4)



Percent of Charges by Disposition Type

27A.460 - (1), (3), (4)



27A.460 (1) Conviction percentages;

27A.460 (3) Percentage of acquittals;

27A.460(4) Percentage of dismissals;

* "Others" disposition type include: Denied, Extradition, Grand Jury, Granted, Hung Jury, Merged, Mistrial, No Action Taken By Grand Jury, Other, Pardon - Prior to Adjudication Only, Peace Bond, Remanded, Set Aside/Voided, Sealed Records, Transfer, Drug Court Transfer, Vacated Judgment

ADMINISTRATIVE OFFICE OF THE COURTS

Research & Statistics

Annual Report FY 2021

Circuit Court - "Felony" Criminal Cases

MONROE

Sentence Information by Charge Disposition Type

27A.460 - (2)	Sentence Records	Jail or Prison Conditionally Discharged	Jail or Prison Suspended	Jail or Prison Time > 0	Net Costs > \$0.00	Net Fines > \$0.00	Net Home Incarceration Time	Net Home Incarceration Time Suspended	Net Probation Time Supervised	Net Probation Time Unsupervised	Net Suspended Costs > \$0.00	Net Suspended Fines > \$0.00	Other Conditions
Convicted	52	28 53.85%		51 98.08%	30 57.69%	1 1.92%			27 51.92%	1 1.92%			10 19.23%
Dismissed	5				5 100.00%	1 20.00%							
Diverted	8				8 100.00%								1 12.50%
	65	28		51	43	2			27	1			11

27A.460 (2) Percentages of fines, imprisonment, or other penalty assessment;

* Percentages are based on total sentence records per category (convicted, acquitted...etc)

* There can be multiple sentence conditions to a single charge.

Plea Type

27A.460 - (5), (6)

		GUILTY	NOT GUILTY	UNKNOWN PLEA TYPE	TOTAL
Felony Charges	Original_Plea	1 0.68%	52 35.14%	95 64.19%	148 100.00%
	Final_Plea	53 35.81%		95 64.19%	148 100.00%

27A.460 (5) Percentage of pleas as charges;

27A.460 (6) Percentage of pleas to reduce charges;

ADMINISTRATIVE OFFICE OF THE COURTS

Research & Statistics

Annual Report FY 2021

Circuit Court - "Felony" Criminal Cases

MONROE

Cases can have multiple charges which are heard either by a court trial, jury trial, no trial or by a combination of trial types. Depending upon the seriousness of the offense and the consequences of a guilty verdict, defendants in criminal cases have the constitutional right to a jury of their peers. In a jury trial, the Judge decides questions of law, and the jury decides whether the defendant is guilty or not guilty on each of the offense(s) charged. In a court trial, the judge decides questions of law and decides if guilty or not guilty on each offense(s) charges. The cases are categorized by how all the charges within the case were disposed. If all charges were disposed by the same trial type, it's counted in the separate category, otherwise, it's counted within the "Mixed Trial" category. If a charge had a nothing entered or it had "no trial" it's counted in the "No Trial" category.

Cases by Trial Type	27A.460 - (7), (8), (9), (10)	NO TRIAL	Total
Felony Charges	68	68	68
		100.00%	100.00%
Felony Convictions	34	34	34
		100.00%	100.00%

27A.460 (7) Percentage of disposition to guilty as charged by trial;
 27A.460 (8) Percentage of those found guilty of lesser charge by trial;
 27A.460 (9) Percentage of cases where jury trial taken;
 27A.460 (10) Percentage of trials which are bench (court) trials; and

**Shock Probation by
Disposition Type**

	27A.440 (3b)	Denied	Granted	Total
0026090 SHOCK PROBATION IN FELONY CONVICTIONS		4	4	8
		50.00%	50.00%	100.0000%

27A.440 (3) Cases in which shock probation has been granted:
 (b) Extracted data on shock probation shall be placed in the annual report of the Administrative Office of the Courts.

ADMINISTRATIVE OFFICE OF THE COURTS

Research & Statistics

Annual Report FY 2021

Circuit Court - "Felony" Criminal Cases

MONTGOMERY

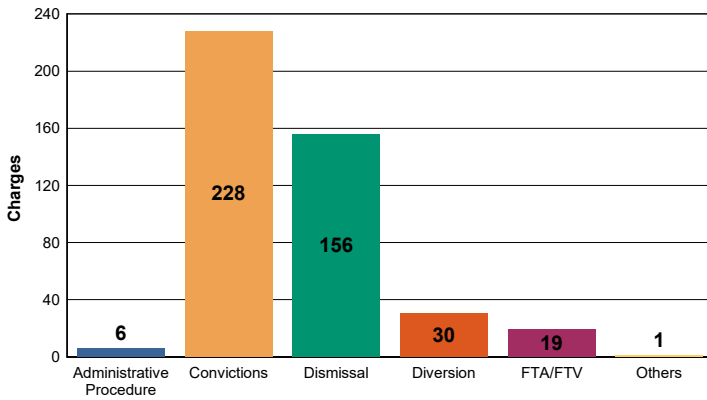
There were 440 felony level offenses and 28 non-felony level offenses disposed within 264 circuit criminal cases during the fiscal year. Non-felony offenses include misdemeanor, violation, local ordinance or other level offense(s) within those cases.

	Charges	Cases
Felony	440	264
Felony amended to Non-Felony	28	

Of those 440 felony offenses, 228 (51.82%) were convicted; were acquitted (%); and 156 (35.45%) were dismissed.

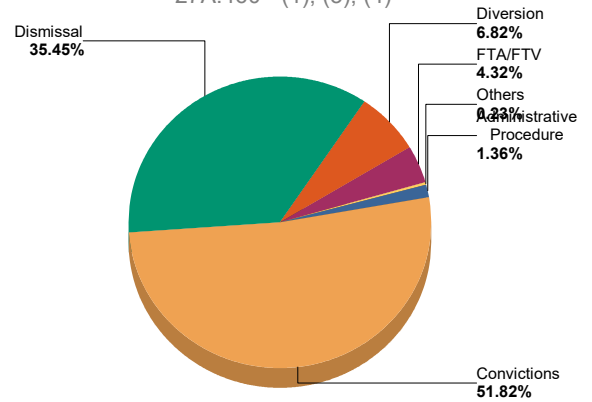
Felony Charges by Disposition Type

27A.460 - (1), (3), (4)



Percent of Charges by Disposition Type

27A.460 - (1), (3), (4)



27A.460 (1) Conviction percentages;

27A.460 (3) Percentage of acquittals;

27A.460(4) Percentage of dismissals;

* "Others" disposition type include: Denied, Extradition, Grand Jury, Granted, Hung Jury, Merged, Mistrial, No Action Taken By Grand Jury, Other, Pardon - Prior to Adjudication Only, Peace Bond, Remanded, Set Aside/Voided, Sealed Records, Transfer, Drug Court Transfer, Vacated Judgment

ADMINISTRATIVE OFFICE OF THE COURTS

Research & Statistics

Annual Report FY 2021

Circuit Court - "Felony" Criminal Cases

MONTGOMERY

Sentence Information by Charge Disposition Type

27A.460 - (2)	Sentence Records	Jail or Prison Conditionally Discharged	Jail or Prison Suspended	Jail or Prison Time > 0	Net Costs > \$0.00	Net Fines > \$0.00	Net Home Incarceration Time	Net Home Incarceration Time Suspended	Net Probation Time Supervised	Net Probation Time Unsupervised	Net Suspended Costs > \$0.00	Net Suspended Fines > \$0.00	Other Conditions
Convicted	208		114 54.81%	208 100.00%	96 46.15%	1 0.48%			114 54.81%				208 100.00%
Others	1			1 100.00%									
	209		114	209	96	1			114				208

27A.460 (2) Percentages of fines, imprisonment, or other penalty assessment;

* Percentages are based on total sentence records per category (convicted, acquitted...etc)

* There can be multiple sentence conditions to a single charge.

Plea Type

27A.460 - (5), (6)

		GUILTY	NOT GUILTY	UNKNOWN PLEA TYPE	TOTAL
Felony Charges	Original_Plea	-	4	436	440
		0.00%	0.91%	99.09%	100.00%
Felony amended to Non-Felony	Final_Plea	4	-	436	440
		0.91%	0.00%	99.09%	100.00%
Felony amended to Non-Felony	Original_Plea	-	-	28	28
		0.00%	0.00%	100.00%	100.00%
Felony amended to Non-Felony	Final_Plea	-	-	28	28
		0.00%	0.00%	100.00%	100.00%

27A.460 (5) Percentage of pleas as charges;

27A.460 (6) Percentage of pleas to reduce charges;

ADMINISTRATIVE OFFICE OF THE COURTS

Research & Statistics

Annual Report FY 2021

Circuit Court - "Felony" Criminal Cases

MONTGOMERY

Cases can have multiple charges which are heard either by a court trial, jury trial, no trial or by a combination of trial types. Depending upon the seriousness of the offense and the consequences of a guilty verdict, defendants in criminal cases have the constitutional right to a jury of their peers. In a jury trial, the Judge decides questions of law, and the jury decides whether the defendant is guilty or not guilty on each of the offense(s) charged. In a court trial, the judge decides questions of law and decides if guilty or not guilty on each offense(s) charges. The cases are categorized by how all the charges within the case were disposed. If all charges were disposed by the same trial type, it's counted in the separate category, otherwise, it's counted within the "Mixed Trial" category. If a charge had a nothing entered or it had "no trial" it's counted in the "No Trial" category.

Cases by Trial Type	27A.460 - (7), (8), (9), (10)	NO TRIAL	Total
Felony Amended Down to Non-Felony		24 100.00%	24 100.00%
Felony Charges		264 100.00%	264 100.00%
Felony Convictions		136 100.00%	136 100.00%

*27A.460 (7) Percentage of disposition to guilty as charged by trial;
 27A.460 (8) Percentage of those found guilty of lesser charge by trial;
 27A.460 (9) Percentage of cases where jury trial taken;
 27A.460 (10) Percentage of trials which are bench (court) trials; and*

**Shock Probation by
Disposition Type**

	27A.440 (3b)	Denied	Granted	Total
0026090 SHOCK PROBATION IN FELONY CONVICTIONS		28 66.67%	13 30.95%	41 97.6191%
0026100 SHOCK PROBATION IN MISDEMEANOR CONVICTIONS		-	1 2.38%	1 2.3810%

27A.440 (3) Cases in which shock probation has been granted:
 (b) Extracted data on shock probation shall be placed in the annual report of the Administrative Office of the Courts.

ADMINISTRATIVE OFFICE OF THE COURTS

Research & Statistics

Annual Report FY 2021

Circuit Court - "Felony" Criminal Cases

MORGAN

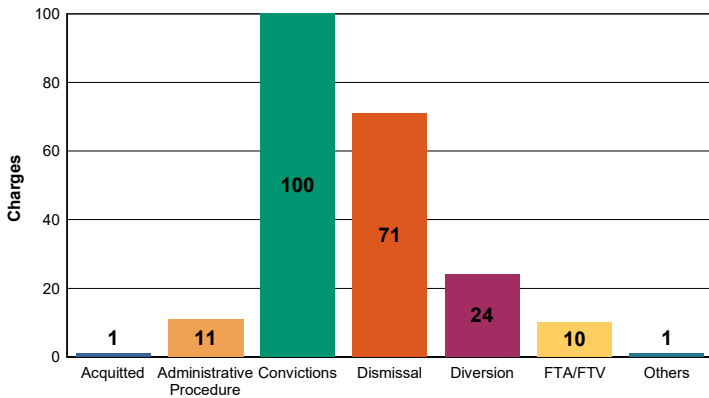
There were 218 felony level offenses and 15 non-felony level offenses disposed within 109 circuit criminal cases during the fiscal year. Non-felony offenses include misdemeanor, violation, local ordinance or other level offense(s) within those cases.

	Charges	Cases
Felony	218	109
Felony amended to Non-Felony	15	

Of those 218 felony offenses, 100 (45.87%) were convicted; 1 were acquitted (0.46%); and 71 (32.57%) were dismissed.

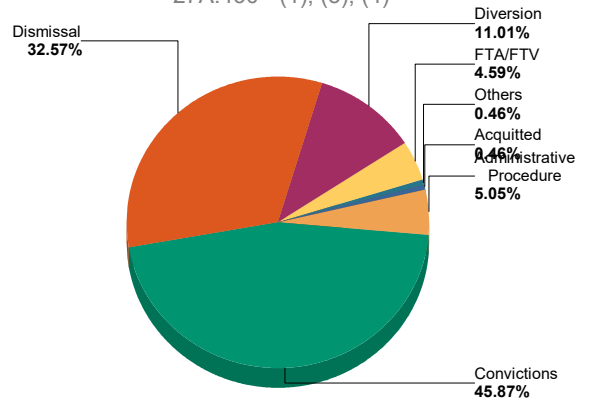
Felony Charges by Disposition Type

27A.460 - (1), (3), (4)



Percent of Charges by Disposition Type

27A.460 - (1), (3), (4)



27A.460 (1) Conviction percentages;

27A.460 (3) Percentage of acquittals;

27A.460(4) Percentage of dismissals;

* "Others" disposition type include: Denied, Extradition, Grand Jury, Granted, Hung Jury, Merged, Mistrial, No Action Taken By Grand Jury, Other, Pardon - Prior to Adjudication Only, Peace Bond, Remanded, Set Aside/Voided, Sealed Records, Transfer, Drug Court Transfer, Vacated Judgment

ADMINISTRATIVE OFFICE OF THE COURTS

Research & Statistics

Annual Report FY 2021

Circuit Court - "Felony" Criminal Cases

MORGAN

Sentence Information by Charge Disposition Type

27A.460 - (2)	Sentence Records	Jail or Prison Conditionally Discharged	Jail or Prison Suspended	Jail or Prison Time > 0	Net Costs > \$0.00	Net Fines > \$0.00	Net Home Incarceration Time	Net Home Incarceration Time Suspended	Net Probation Time Supervised	Net Probation Time Unsupervised	Net Suspended Costs > \$0.00	Net Suspended Fines > \$0.00	Other Conditions
Convicted	99	24 24.24%		99 100.00%	54 54.55%				18 18.18%				55 55.56%
Dismissed	2	1 50.00%		1 50.00%	1 50.00%								1 50.00%
Diverted	18	5 27.78%		7 38.89%	16 88.89%				2 11.11%				13 72.22%
Others	1		1 100.00%	1 100.00%					1 100.00%				1 100.00%
	120	30		108	71				21				70

27A.460 (2) Percentages of fines, imprisonment, or other penalty assessment;

* Percentages are based on total sentence records per category (convicted, acquitted...etc)

* There can be multiple sentence conditions to a single charge.

Plea Type

27A.460 - (5), (6)

		GUILTY	NOT GUILTY	UNKNOWN PLEA TYPE	TOTAL
Felony Charges	Original_Plea	16 7.34%	179 82.11%	23 10.55%	218 100.00%
	Final_Plea	122 55.96%	73 33.49%	23 10.55%	218 100.00%
Felony amended to Non-Felony	Original_Plea	-	15 100.00%	-	15 100.00%
	Final_Plea	2 13.33%	13 86.67%	-	15 100.00%

27A.460 (5) Percentage of pleas as charges;

27A.460 (6) Percentage of pleas to reduce charges;

ADMINISTRATIVE OFFICE OF THE COURTS

Research & Statistics

Annual Report FY 2021

Circuit Court - "Felony" Criminal Cases

MORGAN

Cases can have multiple charges which are heard either by a court trial, jury trial, no trial or by a combination of trial types. Depending upon the seriousness of the offense and the consequences of a guilty verdict, defendants in criminal cases have the constitutional right to a jury of their peers. In a jury trial, the Judge decides questions of law, and the jury decides whether the defendant is guilty or not guilty on each of the offense(s) charged. In a court trial, the judge decides questions of law and decides if guilty or not guilty on each offense(s) charges. The cases are categorized by how all the charges within the case were disposed. If all charges were disposed by the same trial type, it's counted in the separate category, otherwise, it's counted within the "Mixed Trial" category. If a charge had a nothing entered or it had "no trial" it's counted in the "No Trial" category.

Cases by Trial Type	27A.460 - (7), (8), (9), (10)	NO TRIAL	Total
Felony Amended Down to Non-Felony		14 100.00%	14 100.00%
Felony Charges		109 100.00%	109 100.00%
Felony Convictions		61 100.00%	61 100.00%

*27A.460 (7) Percentage of disposition to guilty as charged by trial;
 27A.460 (8) Percentage of those found guilty of lesser charge by trial;
 27A.460 (9) Percentage of cases where jury trial taken;
 27A.460 (10) Percentage of trials which are bench (court) trials; and*

**Shock Probation by
Disposition Type**

	27A.440 (3b)	Denied	Total
0026090 SHOCK PROBATION IN FELONY CONVICTIONS		1 100.00%	1 100.0000%

27A.440 (3) Cases in which shock probation has been granted:
 (b) Extracted data on shock probation shall be placed in the annual report of the Administrative Office of the Courts.

ADMINISTRATIVE OFFICE OF THE COURTS

Research & Statistics

Annual Report FY 2021

Circuit Court - "Felony" Criminal Cases

MUHLENBERG

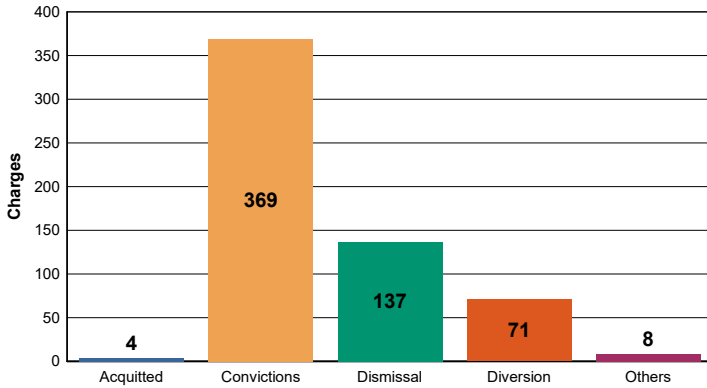
There were 589 felony level offenses and 15 non-felony level offenses disposed within 334 circuit criminal cases during the fiscal year. Non-felony offenses include misdemeanor, violation, local ordinance or other level offense(s) within those cases.

	Charges	Cases
Felony	589	334
Felony amended to Non-Felony	15	

Of those 589 felony offenses, 369 (62.65%) were convicted; 4 were acquitted (0.68%); and 137 (23.26%) were dismissed.

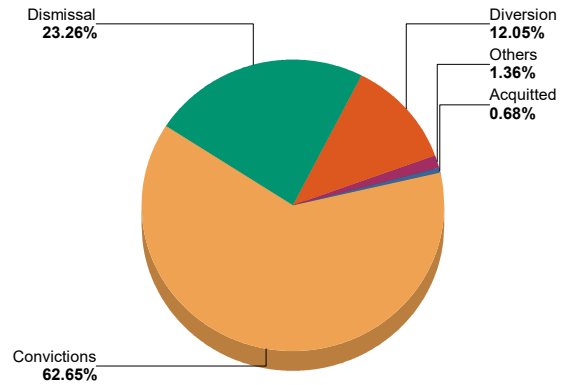
Felony Charges by Disposition Type

27A.460 - (1), (3), (4)



Percent of Charges by Disposition Type

27A.460 - (1), (3), (4)



27A.460 (1) Conviction percentages;

27A.460 (3) Percentage of acquittals;

27A.460(4) Percentage of dismissals;

* "Others" disposition type include: Denied, Extradition, Grand Jury, Granted, Hung Jury, Merged, Mistrial, No Action Taken By Grand Jury, Other, Pardon - Prior to Adjudication Only, Peace Bond, Remanded, Set Aside/Voided, Sealed Records, Transfer, Drug Court Transfer, Vacated Judgment

ADMINISTRATIVE OFFICE OF THE COURTS

Research & Statistics

Annual Report FY 2021

Circuit Court - "Felony" Criminal Cases

MUHLENBERG

Sentence Information by Charge Disposition Type

27A.460 - (2)	Sentence Records	Jail or Prison Conditionally Discharged	Jail or Prison Suspended	Jail or Prison Time > 0	Net Costs > \$0.00	Net Fines > \$0.00	Net Home Incarceration Time	Net Home Incarceration Time Suspended	Net Probation Time Supervised	Net Probation Time Unsupervised	Net Suspended Costs > \$0.00	Net Suspended Fines > \$0.00	Other Conditions
Convicted	342	1 0.29%	112 32.75%	340 99.42%	193 56.43%	3 0.88%			110 32.16%				
Dismissed	3		1 33.33%	3 100.00%	3 33.33%				1 33.33%				
Diverted	3				3 100.00%								
Others	7		1 14.29%	7 100.00%	4 57.14%				1 14.29%				1 14.29%
	355	1	114	350	201	3			112				1

27A.460 (2) Percentages of fines, imprisonment, or other penalty assessment;

* Percentages are based on total sentence records per category (convicted, acquitted...etc)

* There can be multiple sentence conditions to a single charge.

Plea Type

27A.460 - (5), (6)

		GUILTY	NOT GUILTY	UNKNOWN PLEA TYPE	TOTAL
Felony Charges	Original_Plea	-	323 54.84%	266 45.16%	589 100.00%
	Final_Plea	312 52.97%	11 1.87%	266 45.16%	589 100.00%
Felony amended to Non-Felony	Original_Plea	-	4 26.67%	11 73.33%	15 100.00%
	Final_Plea	-	4 26.67%	11 73.33%	15 100.00%

27A.460 (5) Percentage of pleas as charges;

27A.460 (6) Percentage of pleas to reduce charges;

ADMINISTRATIVE OFFICE OF THE COURTS

Research & Statistics

Annual Report FY 2021

Circuit Court - "Felony" Criminal Cases

MUHLENBERG

Cases can have multiple charges which are heard either by a court trial, jury trial, no trial or by a combination of trial types. Depending upon the seriousness of the offense and the consequences of a guilty verdict, defendants in criminal cases have the constitutional right to a jury of their peers. In a jury trial, the Judge decides questions of law, and the jury decides whether the defendant is guilty or not guilty on each of the offense(s) charged. In a court trial, the judge decides questions of law and decides if guilty or not guilty on each offense(s) charges. The cases are categorized by how all the charges within the case were disposed. If all charges were disposed by the same trial type, it's counted in the separate category, otherwise, it's counted within the "Mixed Trial" category. If a charge had a nothing entered or it had "no trial" it's counted in the "No Trial" category.

Cases by Trial Type	27A.460 - (7), (8), (9), (10)	JURY TRIAL	NO TRIAL	Total
Felony Amended Down to Non-Felony		-	11 100.00%	11 100.00%
Felony Charges		2 0.60%	333 99.70%	335 100.30%
Felony Convictions		1 0.43%	229 99.57%	230 100.00%

*27A.460 (7) Percentage of disposition to guilty as charged by trial;
 27A.460 (8) Percentage of those found guilty of lesser charge by trial;
 27A.460 (9) Percentage of cases where jury trial taken;
 27A.460 (10) Percentage of trials which are bench (court) trials; and*

**Shock Probation by
Disposition Type**

	27A.440 (3b)	Denied	Granted	Vacated	Total
0026090 SHOCK PROBATION IN FELONY CONVICTIONS		67 51.54%	61 46.92%	2 1.54%	130 100.0001%

27A.440 (3) Cases in which shock probation has been granted:
 (b) Extracted data on shock probation shall be placed in the annual report of the Administrative Office of the Courts.

ADMINISTRATIVE OFFICE OF THE COURTS

Research & Statistics

Annual Report FY 2021

Circuit Court - "Felony" Criminal Cases

NELSON

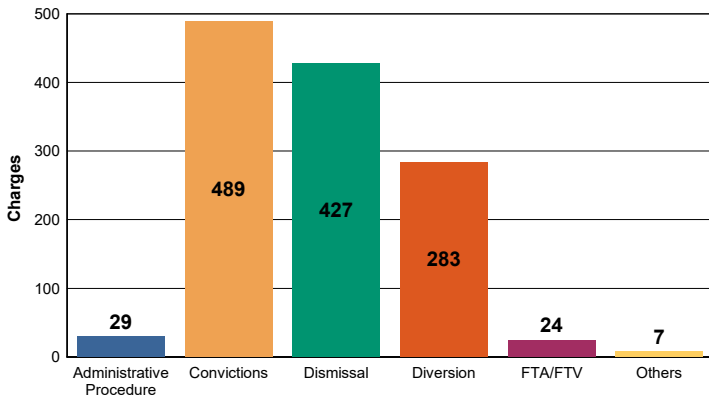
There were 1,259 felony level offenses and 65 non-felony level offenses disposed within 469 circuit criminal cases during the fiscal year. Non-felony offenses include misdemeanor, violation, local ordinance or other level offense(s) within those cases.

	Charges	Cases
Felony	1,259	469
Felony amended to Non-Felony	65	

Of those 1,259 felony offenses, 489 (38.84%) were convicted; were acquitted (%); and 427 (33.92%) were dismissed.

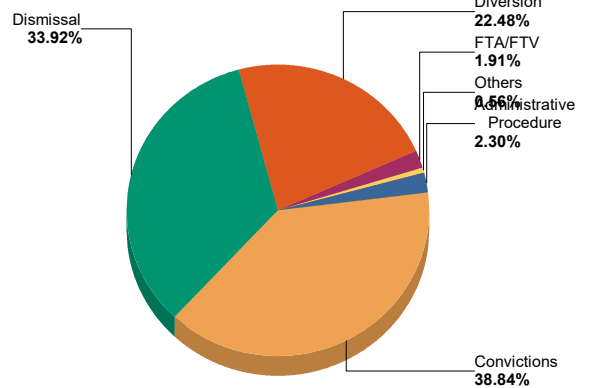
Felony Charges by Disposition Type

27A.460 - (1), (3), (4)



Percent of Charges by Disposition Type

27A.460 - (1), (3), (4)



27A.460 (1) Conviction percentages;

27A.460 (3) Percentage of acquittals;

27A.460(4) Percentage of dismissals;

* "Others" disposition type include: Denied, Extradition, Grand Jury, Granted, Hung Jury, Merged, Mistrial, No Action Taken By Grand Jury, Other, Pardon - Prior to Adjudication Only, Peace Bond, Remanded, Set Aside/Voided, Sealed Records, Transfer, Drug Court Transfer, Vacated Judgment

ADMINISTRATIVE OFFICE OF THE COURTS

Research & Statistics

Annual Report FY 2021

Circuit Court - "Felony" Criminal Cases

NELSON

Sentence Information by Charge Disposition Type

27A.460 - (2)	Sentence Records	Jail or Prison Conditionally Discharged	Jail or Prison Suspended	Jail or Prison Time > 0	Net Costs > \$0.00	Net Fines > \$0.00	Net Home Incarceration Time	Net Home Incarceration Time Suspended	Net Probation Time Supervised	Net Probation Time Unsupervised	Net Suspended Costs > \$0.00	Net Suspended Fines > \$0.00	Other Conditions
Convicted	489	12 2.45%	189 38.65%	488 99.80%	207 42.33%	5 1.02%			189 38.65%				470 96.11%
Others	1			1 100.00%									
	490	12	189	489	207				189				470

27A.460 (2) Percentages of fines, imprisonment, or other penalty assessment;

* Percentages are based on total sentence records per category (convicted, acquitted...etc)

* There can be multiple sentence conditions to a single charge.

Plea Type

27A.460 - (5), (6)		GUILTY	NOT GUILTY	UNKNOWN PLEA TYPE	TOTAL
Felony Charges	Original_Plea	23 1.83%	448 35.58%	788 62.59%	1,259 100.00%
	Final_Plea	471 37.41%	-	788 62.59%	1,259 100.00%
Felony amended to Non-Felony	Original_Plea	-	1 1.54%	64 98.46%	65 100.00%
	Final_Plea	1 1.54%	-	64 98.46%	65 100.00%

27A.460 (5) Percentage of pleas as charges;

27A.460 (6) Percentage of pleas to reduce charges;

ADMINISTRATIVE OFFICE OF THE COURTS

Research & Statistics

Annual Report FY 2021

Circuit Court - "Felony" Criminal Cases

NELSON

Cases can have multiple charges which are heard either by a court trial, jury trial, no trial or by a combination of trial types. Depending upon the seriousness of the offense and the consequences of a guilty verdict, defendants in criminal cases have the constitutional right to a jury of their peers. In a jury trial, the Judge decides questions of law, and the jury decides whether the defendant is guilty or not guilty on each of the offense(s) charged. In a court trial, the judge decides questions of law and decides if guilty or not guilty on each offense(s) charges. The cases are categorized by how all the charges within the case were disposed. If all charges were disposed by the same trial type, it's counted in the separate category, otherwise, it's counted within the "Mixed Trial" category. If a charge had a nothing entered or it had "no trial" it's counted in the "No Trial" category.

Cases by Trial Type	27A.460 - (7), (8), (9), (10)	NO TRIAL	Total
Felony Amended Down to Non-Felony		54 100.00%	54 100.00%
Felony Charges		469 100.00%	469 100.00%
Felony Convictions		238 100.00%	238 100.00%

*27A.460 (7) Percentage of disposition to guilty as charged by trial;
 27A.460 (8) Percentage of those found guilty of lesser charge by trial;
 27A.460 (9) Percentage of cases where jury trial taken;
 27A.460 (10) Percentage of trials which are bench (court) trials; and*

**Shock Probation by
Disposition Type**

	27A.440 (3b)	Denied	Granted	Others	Total
0026090 SHOCK PROBATION IN FELONY CONVICTIONS		78 79.59%	19 19.39%	1 1.02%	98 100.0000%

27A.440 (3) Cases in which shock probation has been granted:
 (b) Extracted data on shock probation shall be placed in the annual report of the Administrative Office of the Courts.

ADMINISTRATIVE OFFICE OF THE COURTS

Research & Statistics

Annual Report FY 2021

Circuit Court - "Felony" Criminal Cases

NELSON

Youthful Offenders

Note: Per statute 635.020 (7) If a person who is eighteen (18) or older and before the court is charged with a felony that occurred prior to his eighteenth birthday, the court shall, upon motion of the county attorney made prior to adjudication, and after the county attorney has consulted with the Commonwealth's attorney, that the child be proceeded against as a youthful offender, proceed in accordance with the provisions of KRS 640.010.

The youthful offender data is pulled by looking at the circuit criminal cases with defendant's age calculated from date of birth to the case filing date, which is under 18, however, those eighteen(18) or older may not be accounted.

There were 6 felony level offenses and 0 non-felony level offenses disposed within 2 circuit criminal cases during the fiscal year. Non-felony offenses include misdemeanor, violation, local ordinance or other level offense(s) within those cases.

27A.460 - (11)		
	Charges	Cases
Felony	6	2
Felony amended to Non-Felony	-	

27A.460 (11) The number of juvenile offenders tried as an adult.

Of the 6 felony level offenses disposed within the youthful offender cases, 4 (66.67%) charges were convicted.

Youthful Offender	Convictions	Dismissal	Total
	Felony Charges by Disposition Type	4 66.67%	2 33.33%

Youthful Offender	GUILTY	Total
	Felony Charges Convicted by Disposition Type	4 100.00%

ADMINISTRATIVE OFFICE OF THE COURTS

Research & Statistics

Annual Report FY 2021

Circuit Court - "Felony" Criminal Cases

NICHOLAS

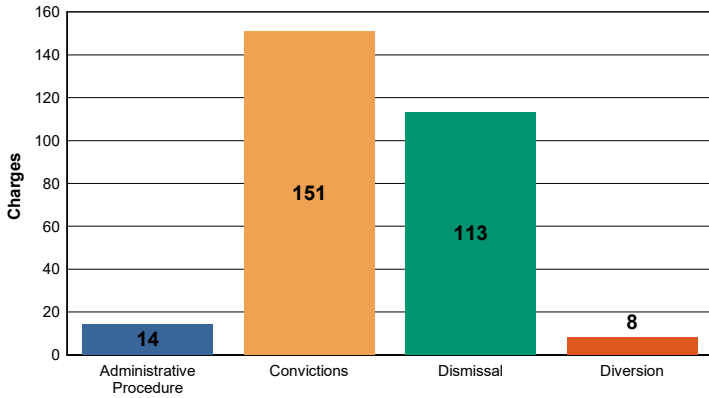
There were 286 felony level offenses and 2 non-felony level offenses disposed within 67 circuit criminal cases during the fiscal year. Non-felony offenses include misdemeanor, violation, local ordinance or other level offense(s) within those cases.

	Charges	Cases
Felony	286	67
Felony amended to Non-Felony	2	

Of those 286 felony offenses, 151 (52.80%) were convicted; were acquitted (%); and 113 (39.51%) were dismissed.

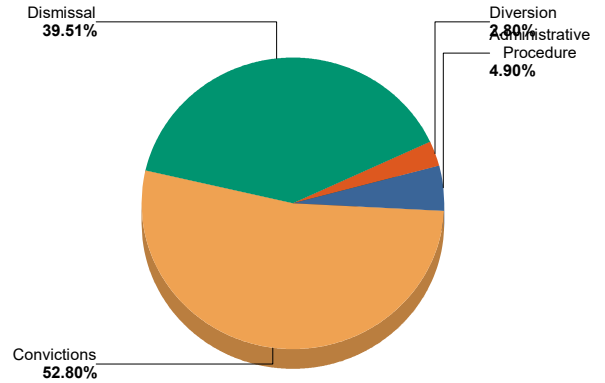
Felony Charges by Disposition Type

27A.460 - (1), (3), (4)



Percent of Charges by Disposition Type

27A.460 - (1), (3), (4)



27A.460 (1) Conviction percentages;

27A.460 (3) Percentage of acquittals;

27A.460(4) Percentage of dismissals;

* "Others" disposition type include: Denied, Extradition, Grand Jury, Granted, Hung Jury, Merged, Mistrial, No Action Taken By Grand Jury, Other, Pardon - Prior to Adjudication Only, Peace Bond, Remanded, Set Aside/Voided, Sealed Records, Transfer, Drug Court Transfer, Vacated Judgment

ADMINISTRATIVE OFFICE OF THE COURTS

Research & Statistics

Annual Report FY 2021

Circuit Court - "Felony" Criminal Cases

NICHOLAS

Sentence Information by Charge Disposition Type

27A.460 - (2)	Sentence Records	Jail or Prison Conditionally Discharged	Jail or Prison Suspended	Jail or Prison Time > 0	Net Costs > \$0.00	Net Fines > \$0.00	Net Home Incarceration Time	Net Home Incarceration Time Suspended	Net Probation Time Supervised	Net Probation Time Unsupervised	Net Suspended Costs > \$0.00	Net Suspended Fines > \$0.00	Other Conditions
Convicted	146		98	146	47	1			33				43
			67.12%	100.00%	32.19%	0.68%			22.60%				29.45%
Dismissed	8		1	1	4				1				2
			12.50%	12.50%	50.00%				12.50%				25.00%
Diverted	6				5								3
					83.33%								50.00%
	160		99	147	56	1			34				48

27A.460 (2) Percentages of fines, imprisonment, or other penalty assessment;

* Percentages are based on total sentence records per category (convicted, acquitted...etc)

* There can be multiple sentence conditions to a single charge.

Plea Type

Plea Type	27A.460 - (5), (6)	GUILTY		NOT GUILTY		UNKNOWN PLEA TYPE		TOTAL	
		Count	Percentage	Count	Percentage	Count	Percentage	Count	Percentage
Felony Charges	Original_Plea	25	8.74%	127	44.41%	134	46.85%	286	100.00%
	Final_Plea	152	53.15%		0.00%	134	46.85%	286	100.00%
Felony amended to Non-Felony	Original_Plea		0.00%		0.00%	2	100.00%	2	100.00%
	Final_Plea		0.00%		0.00%	2	100.00%	2	100.00%

27A.460 (5) Percentage of pleas as charges;

27A.460 (6) Percentage of pleas to reduce charges;

ADMINISTRATIVE OFFICE OF THE COURTS

Research & Statistics

Annual Report FY 2021

Circuit Court - "Felony" Criminal Cases

NICHOLAS

Cases can have multiple charges which are heard either by a court trial, jury trial, no trial or by a combination of trial types. Depending upon the seriousness of the offense and the consequences of a guilty verdict, defendants in criminal cases have the constitutional right to a jury of their peers. In a jury trial, the Judge decides questions of law, and the jury decides whether the defendant is guilty or not guilty on each of the offense(s) charged. In a court trial, the judge decides questions of law and decides if guilty or not guilty on each offense(s) charges. The cases are categorized by how all the charges within the case were disposed. If all charges were disposed by the same trial type, it's counted in the separate category, otherwise, it's counted within the "Mixed Trial" category. If a charge had a nothing entered or it had "no trial" it's counted in the "No Trial" category.

Cases by Trial Type	27A.460 - (7), (8), (9), (10)	NO TRIAL	Total
Felony Amended Down to Non-Felony		1 100.00%	1 100.00%
Felony Charges		67 100.00%	67 100.00%
Felony Convictions		47 100.00%	47 100.00%

*27A.460 (7) Percentage of disposition to guilty as charged by trial;
 27A.460 (8) Percentage of those found guilty of lesser charge by trial;
 27A.460 (9) Percentage of cases where jury trial taken;
 27A.460 (10) Percentage of trials which are bench (court) trials; and*

**Shock Probation by
Disposition Type**

	27A.440 (3b)	Denied	Granted	Total
0026090 SHOCK PROBATION IN FELONY CONVICTIONS		30 93.75%	2 6.25%	32 100.0000%

27A.440 (3) Cases in which shock probation has been granted:
 (b) Extracted data on shock probation shall be placed in the annual report of the Administrative Office of the Courts.

ADMINISTRATIVE OFFICE OF THE COURTS

Research & Statistics

Annual Report FY 2021

Circuit Court - "Felony" Criminal Cases

OHIO

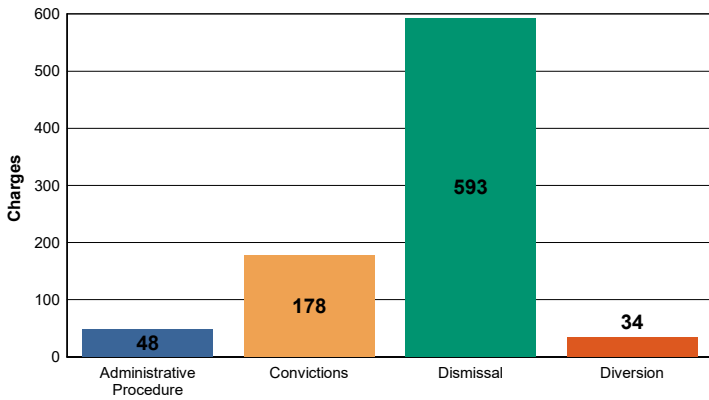
There were 853 felony level offenses and 11 non-felony level offenses disposed within 215 circuit criminal cases during the fiscal year. Non-felony offenses include misdemeanor, violation, local ordinance or other level offense(s) within those cases.

	Charges	Cases
Felony	853	215
Felony amended to Non-Felony	11	

Of those 853 felony offenses, 178 (20.87%) were convicted; were acquitted (%); and 593 (69.52%) were dismissed.

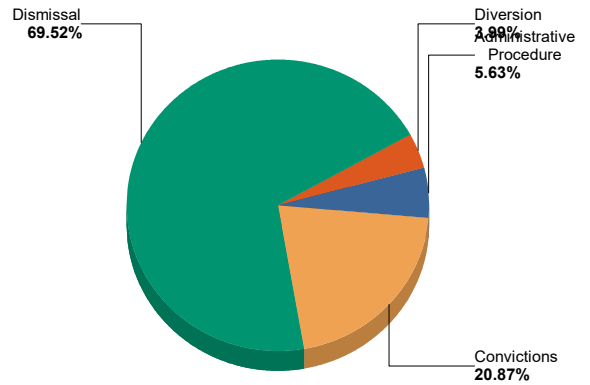
Felony Charges by Disposition Type

27A.460 - (1), (3), (4)



Percent of Charges by Disposition Type

27A.460 - (1), (3), (4)



27A.460 (1) Conviction percentages;

27A.460 (3) Percentage of acquittals;

27A.460(4) Percentage of dismissals;

* "Others" disposition type include: Denied, Extradition, Grand Jury, Granted, Hung Jury, Merged, Mistrial, No Action Taken By Grand Jury, Other, Pardon - Prior to Adjudication Only, Peace Bond, Remanded, Set Aside/Voided, Sealed Records, Transfer, Drug Court Transfer, Vacated Judgment

ADMINISTRATIVE OFFICE OF THE COURTS

Research & Statistics

Annual Report FY 2021

Circuit Court - "Felony" Criminal Cases

OHIO

Sentence Information by Charge Disposition Type

27A.460 - (2)	Sentence Records	Jail or Prison Conditionally Discharged	Jail or Prison Suspended	Jail or Prison Time > 0	Net Costs > \$0.00	Net Fines > \$0.00	Net Home Incarceration Time	Net Home Incarceration Time Suspended	Net Probation Time Supervised	Net Probation Time Unsupervised	Net Suspended Costs > \$0.00	Net Suspended Fines > \$0.00	Other Conditions
Convicted	165	6 3.64%	60 36.36%	164 99.39%	85 51.52%	3 1.82%			58 35.15%	1 0.61%			2 1.21%
Dismissed	11		1 9.09%	2 18.18%	9 81.82%	1 9.09%							3 27.27%
	176	6	61	166	94	4			58	1			5

27A.460 (2) Percentages of fines, imprisonment, or other penalty assessment;

* Percentages are based on total sentence records per category (convicted, acquitted...etc)

* There can be multiple sentence conditions to a single charge.

Plea Type

27A.460 - (5), (6)

		GUILTY	NOT GUILTY	UNKNOWN PLEA TYPE	TOTAL
Felony Charges	Original_Plea	1 0.12%	172 20.16%	680 79.72%	853 100.00%
	Final_Plea	173 20.28%	-	680 79.72%	853 100.00%
Felony amended to Non-Felony	Original_Plea	-	1 9.09%	10 90.91%	11 100.00%
	Final_Plea	1 9.09%	-	10 90.91%	11 100.00%

27A.460 (5) Percentage of pleas as charges;

27A.460 (6) Percentage of pleas to reduce charges;

ADMINISTRATIVE OFFICE OF THE COURTS

Research & Statistics

Annual Report FY 2021

Circuit Court - "Felony" Criminal Cases

OHIO

Cases can have multiple charges which are heard either by a court trial, jury trial, no trial or by a combination of trial types. Depending upon the seriousness of the offense and the consequences of a guilty verdict, defendants in criminal cases have the constitutional right to a jury of their peers. In a jury trial, the Judge decides questions of law, and the jury decides whether the defendant is guilty or not guilty on each of the offense(s) charged. In a court trial, the judge decides questions of law and decides if guilty or not guilty on each offense(s) charges. The cases are categorized by how all the charges within the case were disposed. If all charges were disposed by the same trial type, it's counted in the separate category, otherwise, it's counted within the "Mixed Trial" category. If a charge had a nothing entered or it had "no trial" it's counted in the "No Trial" category.

Cases by Trial Type	27A.460 - (7), (8), (9), (10)	JURY TRIAL	NO TRIAL	Total
Felony Amended Down to Non-Felony		-	10 100.00%	10 100.00%
Felony Charges		1 0.47%	214 99.53%	215 100.00%
Felony Convictions		1 0.87%	114 99.13%	115 100.00%

*27A.460 (7) Percentage of disposition to guilty as charged by trial;
 27A.460 (8) Percentage of those found guilty of lesser charge by trial;
 27A.460 (9) Percentage of cases where jury trial taken;
 27A.460 (10) Percentage of trials which are bench (court) trials; and*

**Shock Probation by
Disposition Type**

	27A.440 (3b)	Denied	Granted	Total
0026090 SHOCK PROBATION IN FELONY CONVICTIONS		2 1.63%	121 98.37%	123 100.0000%

27A.440 (3) Cases in which shock probation has been granted:
 (b) Extracted data on shock probation shall be placed in the annual report of the Administrative Office of the Courts.

ADMINISTRATIVE OFFICE OF THE COURTS

Research & Statistics

Annual Report FY 2021

Circuit Court - "Felony" Criminal Cases

OLDHAM

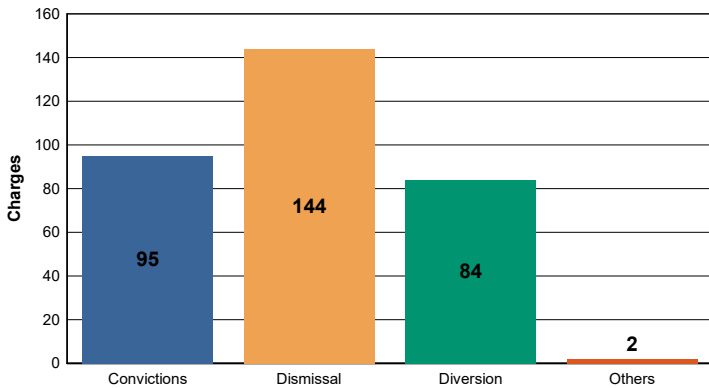
There were 325 felony level offenses and 14 non-felony level offenses disposed within 193 circuit criminal cases during the fiscal year. Non-felony offenses include misdemeanor, violation, local ordinance or other level offense(s) within those cases.

	Charges	Cases
Felony	325	193
Felony amended to Non-Felony	14	

Of those 325 felony offenses, 95 (29.23%) were convicted; were acquitted (%); and 144 (44.31%) were dismissed.

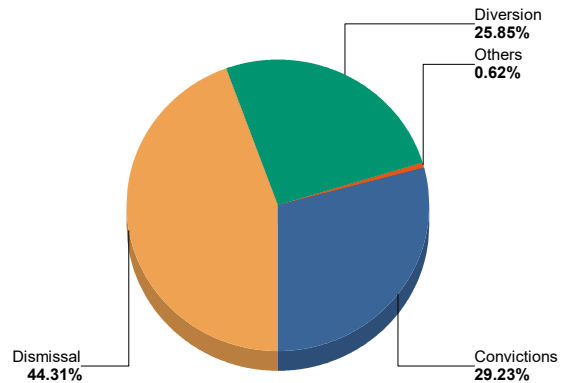
Felony Charges by Disposition Type

27A.460 - (1), (3), (4)



Percent of Charges by Disposition Type

27A.460 - (1), (3), (4)



27A.460 (1) Conviction percentages;

27A.460 (3) Percentage of acquittals;

27A.460(4) Percentage of dismissals;

* "Others" disposition type include: Denied, Extradition, Grand Jury, Granted, Hung Jury, Merged, Mistrial, No Action Taken By Grand Jury, Other, Pardon - Prior to Adjudication Only, Peace Bond, Remanded, Set Aside/Voided, Sealed Records, Transfer, Drug Court Transfer, Vacated Judgment

ADMINISTRATIVE OFFICE OF THE COURTS

Research & Statistics

Annual Report FY 2021

Circuit Court - "Felony" Criminal Cases

OLDHAM

Sentence Information by Charge Disposition Type

27A.460 - (2)	Sentence Records	Jail or Prison Conditionally Discharged	Jail or Prison Suspended	Jail or Prison Time > 0	Net Costs > \$0.00	Net Fines > \$0.00	Net Home Incarceration Time	Net Home Incarceration Time Suspended	Net Probation Time Supervised	Net Probation Time Unsupervised	Net Suspended Costs > \$0.00	Net Suspended Fines > \$0.00	Other Conditions
Convicted	85	58 68.24%	85 100.00%	41 48.24%	1 1.18%	3 3.53%	13 15.29%	41 48.24%					
Dismissed	1	1 100.00%	1 100.00%							1 100.00%			1 100.00%
Others	1		1 100.00%	1 100.00%									
	87		59	87	42		1			4	13		42

27A.460 (2) Percentages of fines, imprisonment, or other penalty assessment;

* Percentages are based on total sentence records per category (convicted, acquitted...etc)

* There can be multiple sentence conditions to a single charge.

Plea Type

Plea Type	27A.460 - (5), (6)	GUILTY	NOT GUILTY	UNKNOWN PLEA TYPE	TOTAL
Felony Charges	Original_Plea	123 37.85%	191 58.77%	11 3.38%	325 100.00%
	Final_Plea	310 95.38%	4 1.23%	11 3.38%	325 100.00%
Felony amended to Non-Felony	Original_Plea	-	1 7.14%	13 92.86%	14 100.00%
	Final_Plea	1 7.14%	-	13 92.86%	14 100.00%

27A.460 (5) Percentage of pleas as charges;

27A.460 (6) Percentage of pleas to reduce charges;

ADMINISTRATIVE OFFICE OF THE COURTS

Research & Statistics

Annual Report FY 2021

Circuit Court - "Felony" Criminal Cases

OLDHAM

Cases can have multiple charges which are heard either by a court trial, jury trial, no trial or by a combination of trial types. Depending upon the seriousness of the offense and the consequences of a guilty verdict, defendants in criminal cases have the constitutional right to a jury of their peers. In a jury trial, the Judge decides questions of law, and the jury decides whether the defendant is guilty or not guilty on each of the offense(s) charged. In a court trial, the judge decides questions of law and decides if guilty or not guilty on each offense(s) charges. The cases are categorized by how all the charges within the case were disposed. If all charges were disposed by the same trial type, it's counted in the separate category, otherwise, it's counted within the "Mixed Trial" category. If a charge had a nothing entered or it had "no trial" it's counted in the "No Trial" category.

Cases by Trial Type	27A.460 - (7), (8), (9), (10)	JURY TRIAL	NO TRIAL	Total
Felony Amended Down to Non-Felony		-	12 100.00%	12 100.00%
Felony Charges		1 0.52%	193 100.00%	194 100.52%
Felony Convictions		-	61 100.00%	61 100.00%

*27A.460 (7) Percentage of disposition to guilty as charged by trial;
 27A.460 (8) Percentage of those found guilty of lesser charge by trial;
 27A.460 (9) Percentage of cases where jury trial taken;
 27A.460 (10) Percentage of trials which are bench (court) trials; and*

**Shock Probation by
Disposition Type**

	27A.440 (3b)	Denied	Total
0026090 SHOCK PROBATION IN FELONY CONVICTIONS		17 100.00%	17 100.0000%

27A.440 (3) Cases in which shock probation has been granted:
 (b) Extracted data on shock probation shall be placed in the annual report of the Administrative Office of the Courts.

ADMINISTRATIVE OFFICE OF THE COURTS

Research & Statistics

Annual Report FY 2021

Circuit Court - "Felony" Criminal Cases

OLDHAM

Youthful Offenders

Note: Per statute 635.020 (7) If a person who is eighteen (18) or older and before the court is charged with a felony that occurred prior to his eighteenth birthday, the court shall, upon motion of the county attorney made prior to adjudication, and after the county attorney has consulted with the Commonwealth's attorney, that the child be proceeded against as a youthful offender, proceed in accordance with the provisions of KRS 640.010.

The youthful offender data is pulled by looking at the circuit criminal cases with defendant's age calculated from date of birth to the case filing date, which is under 18, however, those eighteen(18) or older may not be accounted.

There were 1 felony level offenses and 0 non-felony level offenses disposed within 1 circuit criminal cases during the fiscal year. Non-felony offenses include misdemeanor, violation, local ordinance or other level offense(s) within those cases.

27A.460 - (11)		Charges	Cases
Felony		1	1
Felony amended to Non-Felony		-	

27A.460 (11) The number of juvenile offenders tried as an adult.

Of the 1 felony level offenses disposed within the youthful offender cases, 1 (100.00%) charges were convicted.

Youthful Offender	Convictions	Total
	Felony Charges by Disposition Type	1 100.00%

Youthful Offender	GUILTY	Total
	Felony Charges Convicted by Disposition Type	1 100.00%

ADMINISTRATIVE OFFICE OF THE COURTS

Research & Statistics

Annual Report FY 2021

Circuit Court - "Felony" Criminal Cases

OWEN

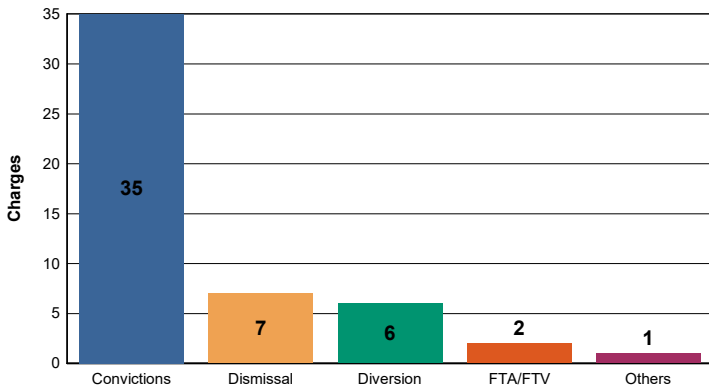
There were 51 felony level offenses and 0 non-felony level offenses disposed within 40 circuit criminal cases during the fiscal year. Non-felony offenses include misdemeanor, violation, local ordinance or other level offense(s) within those cases.

	Charges	Cases
Felony	51	40
Felony amended to Non-Felony	0	

Of those 51 felony offenses, 35 (68.63%) were convicted; were acquitted (%); and 7 (13.73%) were dismissed.

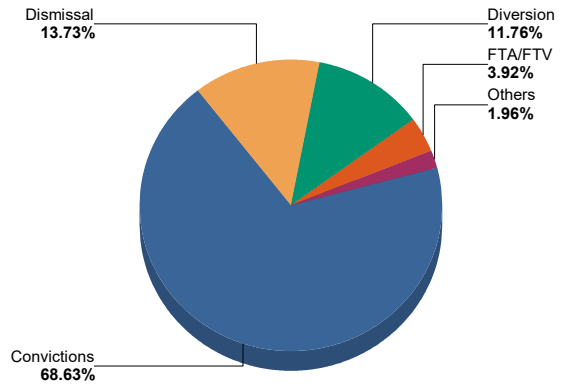
Felony Charges by Disposition Type

27A.460 - (1), (3), (4)



Percent of Charges by Disposition Type

27A.460 - (1), (3), (4)



27A.460 (1) Conviction percentages;

27A.460 (3) Percentage of acquittals;

27A.460(4) Percentage of dismissals;

* "Others" disposition type include: Denied, Extradition, Grand Jury, Granted, Hung Jury, Merged, Mistrial, No Action Taken By Grand Jury, Other, Pardon - Prior to Adjudication Only, Peace Bond, Remanded, Set Aside/Voided, Sealed Records, Transfer, Drug Court Transfer, Vacated Judgment

ADMINISTRATIVE OFFICE OF THE COURTS

Research & Statistics

Annual Report FY 2021

Circuit Court - "Felony" Criminal Cases

OWEN

Sentence Information by Charge Disposition Type

27A.460 - (2)	Sentence Records	Jail or Prison Conditionally Discharged	Jail or Prison Suspended	Jail or Prison Time > 0	Net Costs > \$0.00	Net Fines > \$0.00	Net Home Incarceration Time	Net Home Incarceration Time Suspended	Net Probation Time Supervised	Net Probation Time Unsupervised	Net Suspended Costs > \$0.00	Net Suspended Fines > \$0.00	Other Conditions
Convicted	35		20 57.14%	35 100.00%	24 68.57%	3 8.57%							15 42.86%
Dismissed	1				1 100.00%								
	36		20	35	25	3							15

27A.460 (2) Percentages of fines, imprisonment, or other penalty assessment;

* Percentages are based on total sentence records per category (convicted, acquitted...etc)

* There can be multiple sentence conditions to a single charge.

Plea Type

27A.460 - (5), (6)

		GUILTY	NOT GUILTY	UNKNOWN PLEA TYPE	TOTAL
Felony Charges	Original_Plea	15 29.41%	20 39.22%	16 31.37%	51 100.00%
	Final_Plea	35 68.63%	- 0.00%	16 31.37%	51 100.00%

27A.460 (5) Percentage of pleas as charges;

27A.460 (6) Percentage of pleas to reduce charges;

ADMINISTRATIVE OFFICE OF THE COURTS

Research & Statistics

Annual Report FY 2021

Circuit Court - "Felony" Criminal Cases

OWEN

Cases can have multiple charges which are heard either by a court trial, jury trial, no trial or by a combination of trial types. Depending upon the seriousness of the offense and the consequences of a guilty verdict, defendants in criminal cases have the constitutional right to a jury of their peers. In a jury trial, the Judge decides questions of law, and the jury decides whether the defendant is guilty or not guilty on each of the offense(s) charged. In a court trial, the judge decides questions of law and decides if guilty or not guilty on each offense(s) charges. The cases are categorized by how all the charges within the case were disposed. If all charges were disposed by the same trial type, it's counted in the separate category, otherwise, it's counted within the "Mixed Trial" category. If a charge had a nothing entered or it had "no trial" it's counted in the "No Trial" category.

Cases by Trial Type	27A.460 - (7), (8), (9), (10)	NO TRIAL	Total
Felony Charges		40 100.00%	40 100.00%
Felony Convictions		26 100.00%	26 100.00%

27A.460 (7) Percentage of disposition to guilty as charged by trial;
 27A.460 (8) Percentage of those found guilty of lesser charge by trial;
 27A.460 (9) Percentage of cases where jury trial taken;
 27A.460 (10) Percentage of trials which are bench (court) trials; and

**Shock Probation by
Disposition Type**

	27A.440 (3b)	Denied	Total
0026090 SHOCK PROBATION IN FELONY CONVICTIONS		2 100.00%	2 100.0000%

27A.440 (3) Cases in which shock probation has been granted:
 (b) Extracted data on shock probation shall be placed in the annual report of the Administrative Office of the Courts.

ADMINISTRATIVE OFFICE OF THE COURTS

Research & Statistics

Annual Report FY 2021

Circuit Court - "Felony" Criminal Cases

OWSLEY

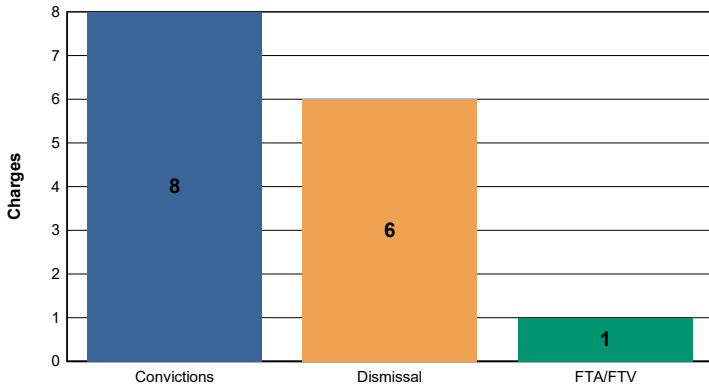
There were 15 felony level offenses and 0 non-felony level offenses disposed within 8 circuit criminal cases during the fiscal year. Non-felony offenses include misdemeanor, violation, local ordinance or other level offense(s) within those cases.

	Charges	Cases
Felony	15	8
Felony amended to Non-Felony	0	

Of those 15 felony offenses, 8 (53.33%) were convicted; were acquitted (%); and 6 (40.00%) were dismissed.

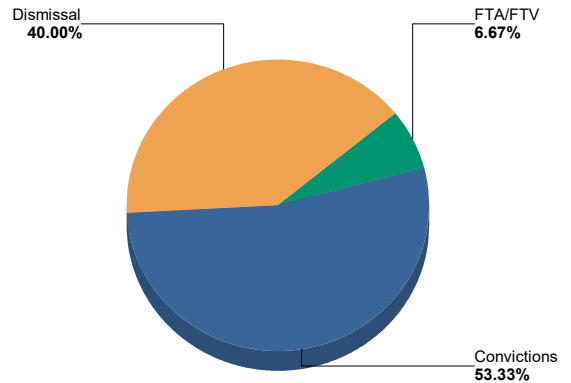
Felony Charges by Disposition Type

27A.460 - (1), (3), (4)



Percent of Charges by Disposition Type

27A.460 - (1), (3), (4)



27A.460 (1) Conviction percentages;

27A.460 (3) Percentage of acquittals;

27A.460(4) Percentage of dismissals;

* "Others" disposition type include: Denied, Extradition, Grand Jury, Granted, Hung Jury, Merged, Mistrial, No Action Taken By Grand Jury, Other, Pardon - Prior to Adjudication Only, Peace Bond, Remanded, Set Aside/Voided, Sealed Records, Transfer, Drug Court Transfer, Vacated Judgment

ADMINISTRATIVE OFFICE OF THE COURTS

Research & Statistics

Annual Report FY 2021

Circuit Court - "Felony" Criminal Cases

OWSLEY

Sentence Information by Charge Disposition Type

27A.460 - (2)	Sentence Records	Jail or Prison Conditionally Discharged	Jail or Prison Suspended	Jail or Prison Time > 0	Net Costs > \$0.00	Net Fines > \$0.00	Net Home Incarceration Time	Net Home Incarceration Time Suspended	Net Probation Time Supervised	Net Probation Time Unsupervised	Net Suspended Costs > \$0.00	Net Suspended Fines > \$0.00	Other Conditions
Convicted	8			8 100.00%	2 25.00%								
Dismissed	1				1 100.00%								
	9			8	3								

27A.460 (2) Percentages of fines, imprisonment, or other penalty assessment;

* Percentages are based on total sentence records per category (convicted, acquitted...etc)

* There can be multiple sentence conditions to a single charge.

Plea Type

27A.460 - (5), (6)

		UNKNOWN PLEA TYPE	TOTAL
Felony Charges	Original_Plea	15 100.00%	15 100.00%
	Final_Plea	15 100.00%	15 100.00%

27A.460 (5) Percentage of pleas as charges;

27A.460 (6) Percentage of pleas to reduce charges;

ADMINISTRATIVE OFFICE OF THE COURTS

Research & Statistics

Annual Report FY 2021

Circuit Court - "Felony" Criminal Cases

OWSLEY

Cases can have multiple charges which are heard either by a court trial, jury trial, no trial or by a combination of trial types. Depending upon the seriousness of the offense and the consequences of a guilty verdict, defendants in criminal cases have the constitutional right to a jury of their peers. In a jury trial, the Judge decides questions of law, and the jury decides whether the defendant is guilty or not guilty on each of the offense(s) charged. In a court trial, the judge decides questions of law and decides if guilty or not guilty on each offense(s) charges. The cases are categorized by how all the charges within the case were disposed. If all charges were disposed by the same trial type, it's counted in the separate category, otherwise, it's counted within the "Mixed Trial" category. If a charge had a nothing entered or it had "no trial" it's counted in the "No Trial" category.

Cases by Trial Type	27A.460 - (7), (8), (9), (10)	NO TRIAL	Total
Felony Charges		8 100.00%	8 100.00%
Felony Convictions		5 100.00%	5 100.00%

*27A.460 (7) Percentage of disposition to guilty as charged by trial;
27A.460 (8) Percentage of those found guilty of lesser charge by trial;
27A.460 (9) Percentage of cases where jury trial taken;
27A.460 (10) Percentage of trials which are bench (court) trials; and*

ADMINISTRATIVE OFFICE OF THE COURTS

Research & Statistics

Annual Report FY 2021

Circuit Court - "Felony" Criminal Cases

PENDLETON

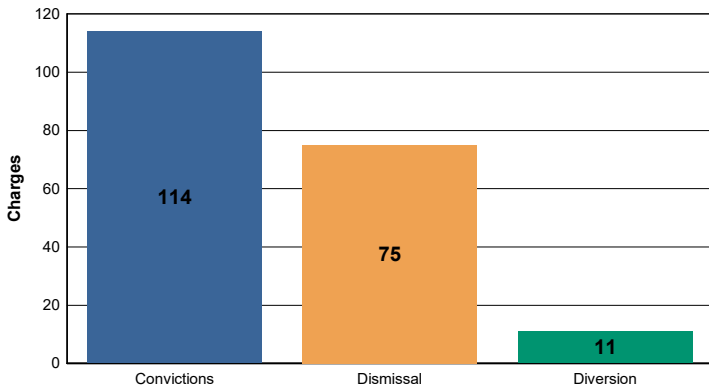
There were 200 felony level offenses and 5 non-felony level offenses disposed within 96 circuit criminal cases during the fiscal year. Non-felony offenses include misdemeanor, violation, local ordinance or other level offense(s) within those cases.

	Charges	Cases
Felony	200	96
Felony amended to Non-Felony	5	

Of those 200 felony offenses, 114 (57.00%) were convicted; were acquitted (%); and 75 (37.50%) were dismissed.

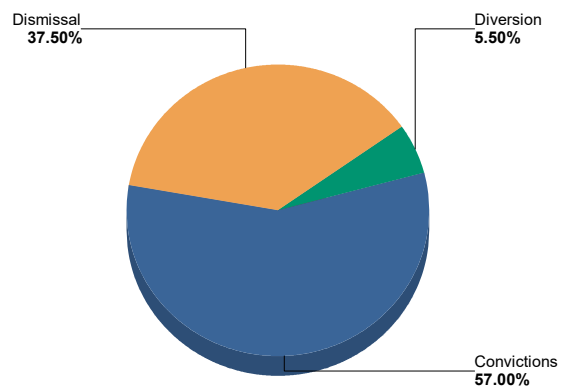
Felony Charges by Disposition Type

27A.460 - (1), (3), (4)



Percent of Charges by Disposition Type

27A.460 - (1), (3), (4)



27A.460 (1) Conviction percentages;

27A.460 (3) Percentage of acquittals;

27A.460(4) Percentage of dismissals;

* "Others" disposition type include: Denied, Extradition, Grand Jury, Granted, Hung Jury, Merged, Mistrial, No Action Taken By Grand Jury, Other, Pardon - Prior to Adjudication Only, Peace Bond, Remanded, Set Aside/Voided, Sealed Records, Transfer, Drug Court Transfer, Vacated Judgment

ADMINISTRATIVE OFFICE OF THE COURTS

Research & Statistics

Annual Report FY 2021

Circuit Court - "Felony" Criminal Cases

PENDLETON

Sentence Information by Charge Disposition Type

27A.460 - (2)	Sentence Records	Jail or Prison Conditionally Discharged	Jail or Prison Suspended	Jail or Prison Time > 0	Net Costs > \$0.00	Net Fines > \$0.00	Net Home Incarceration Time	Net Home Incarceration Time Suspended	Net Probation Time Supervised	Net Probation Time Unsupervised	Net Suspended Costs > \$0.00	Net Suspended Fines > \$0.00	Other Conditions
Convicted	102		68	102	59	2			68				38
			66.67%	100.00%	57.84%	1.96%			66.67%				37.25%
Dismissed	5				5								2
					100.00%								40.00%
Diverted	7				7								
					100.00%								
	114		68	102	71	2			68				40

27A.460 (2) Percentages of fines, imprisonment, or other penalty assessment;

* Percentages are based on total sentence records per category (convicted, acquitted...etc)

* There can be multiple sentence conditions to a single charge.

Plea Type

Plea Type	27A.460 - (5), (6)	GUILTY	NOT GUILTY	UNKNOWN PLEA TYPE	TOTAL
Felony Charges	Original_Plea	8	115	77	200
		4.00%	57.50%	38.50%	100.00%
	Final_Plea	123		77	200
		61.50%	0.00%	38.50%	100.00%
Felony amended to Non-Felony	Original_Plea			5	5
		0.00%	0.00%	100.00%	100.00%
	Final_Plea			5	5
		0.00%	0.00%	100.00%	100.00%

27A.460 (5) Percentage of pleas as charges;

27A.460 (6) Percentage of pleas to reduce charges;

ADMINISTRATIVE OFFICE OF THE COURTS

Research & Statistics

Annual Report FY 2021

Circuit Court - "Felony" Criminal Cases

PENDLETON

Cases can have multiple charges which are heard either by a court trial, jury trial, no trial or by a combination of trial types. Depending upon the seriousness of the offense and the consequences of a guilty verdict, defendants in criminal cases have the constitutional right to a jury of their peers. In a jury trial, the Judge decides questions of law, and the jury decides whether the defendant is guilty or not guilty on each of the offense(s) charged. In a court trial, the judge decides questions of law and decides if guilty or not guilty on each offense(s) charges. The cases are categorized by how all the charges within the case were disposed. If all charges were disposed by the same trial type, it's counted in the separate category, otherwise, it's counted within the "Mixed Trial" category. If a charge had a nothing entered or it had "no trial" it's counted in the "No Trial" category.

Cases by Trial Type	27A.460 - (7), (8), (9), (10)	NO TRIAL	Total
Felony Amended Down to Non-Felony		5 100.00%	5 100.00%
Felony Charges		96 100.00%	96 100.00%
Felony Convictions		61 100.00%	61 100.00%

*27A.460 (7) Percentage of disposition to guilty as charged by trial;
 27A.460 (8) Percentage of those found guilty of lesser charge by trial;
 27A.460 (9) Percentage of cases where jury trial taken;
 27A.460 (10) Percentage of trials which are bench (court) trials; and*

**Shock Probation by
Disposition Type**

	27A.440 (3b)	Denied	Granted	Total
0026090 SHOCK PROBATION IN FELONY CONVICTIONS		12 66.67%	6 33.33%	18 100.0000%

27A.440 (3) Cases in which shock probation has been granted:
 (b) Extracted data on shock probation shall be placed in the annual report of the Administrative Office of the Courts.

ADMINISTRATIVE OFFICE OF THE COURTS

Research & Statistics

Annual Report FY 2021

Circuit Court - "Felony" Criminal Cases

PERRY

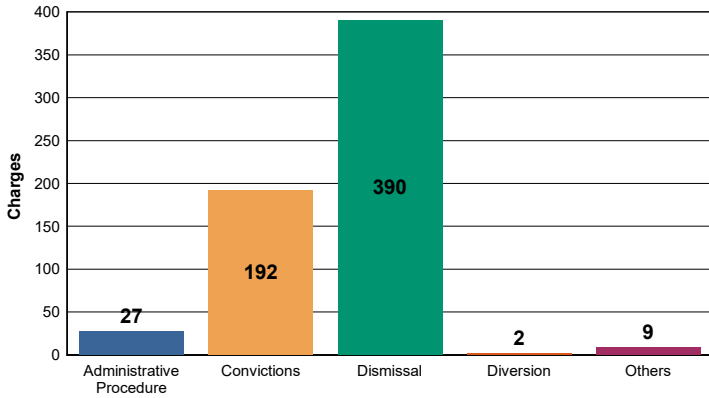
There were 620 felony level offenses and 12 non-felony level offenses disposed within 157 circuit criminal cases during the fiscal year. Non-felony offenses include misdemeanor, violation, local ordinance or other level offense(s) within those cases.

	Charges	Cases
Felony	620	157
Felony amended to Non-Felony	12	

Of those 620 felony offenses, 192 (30.97%) were convicted; were acquitted (%); and 390 (62.90%) were dismissed.

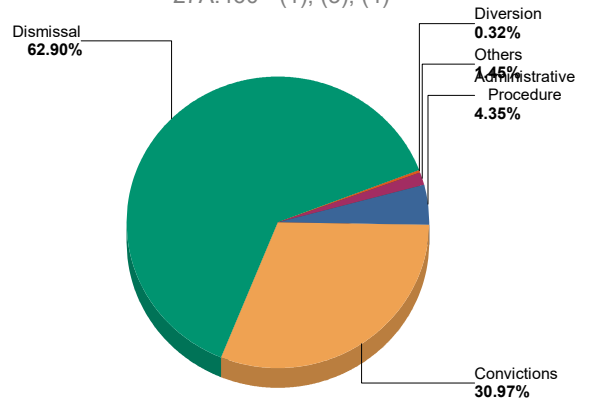
Felony Charges by Disposition Type

27A.460 - (1), (3), (4)



Percent of Charges by Disposition Type

27A.460 - (1), (3), (4)



27A.460 (1) Conviction percentages;

27A.460 (3) Percentage of acquittals;

27A.460(4) Percentage of dismissals;

* "Others" disposition type include: Denied, Extradition, Grand Jury, Granted, Hung Jury, Merged, Mistrial, No Action Taken By Grand Jury, Other, Pardon - Prior to Adjudication Only, Peace Bond, Remanded, Set Aside/Voided, Sealed Records, Transfer, Drug Court Transfer, Vacated Judgment

ADMINISTRATIVE OFFICE OF THE COURTS

Research & Statistics

Annual Report FY 2021

Circuit Court - "Felony" Criminal Cases

PERRY

Sentence Information by Charge Disposition Type

27A.460 - (2)	Sentence Records	Jail or Prison Conditionally Discharged	Jail or Prison Suspended	Jail or Prison Time > 0	Net Costs > \$0.00	Net Fines > \$0.00	Net Home Incarceration Time	Net Home Incarceration Time Suspended	Net Probation Time Supervised	Net Probation Time Unsupervised	Net Suspended Costs > \$0.00	Net Suspended Fines > \$0.00	Other Conditions
Convicted	192		144 75.00%	191 99.48%	83 43.23%				118 61.46%	26 13.54%			13 6.77%
Dismissed	2		2 100.00%	2 100.00%	2 100.00%				1 50.00%	1 50.00%			1 50.00%
Diverted	1				1 100.00%								
Others	4		3 75.00%	4 100.00%	2 50.00%					3 75.00%			1 25.00%
	199		149	197	88				119	30			15

27A.460 (2) Percentages of fines, imprisonment, or other penalty assessment;

* Percentages are based on total sentence records per category (convicted, acquitted...etc)

* There can be multiple sentence conditions to a single charge.

Plea Type

27A.460 - (5), (6)		NOT GUILTY	UNKNOWN PLEA TYPE	TOTAL
Felony Charges	Original_Plea	1 0.16%	619 99.84%	620 100.00%
	Final_Plea	1 0.16%	619 99.84%	620 100.00%
Felony amended to Non-Felony	Original_Plea	- 0.00%	12 100.00%	12 100.00%
	Final_Plea	- 0.00%	12 100.00%	12 100.00%

27A.460 (5) Percentage of pleas as charges;

27A.460 (6) Percentage of pleas to reduce charges;

ADMINISTRATIVE OFFICE OF THE COURTS

Research & Statistics

Annual Report FY 2021

Circuit Court - "Felony" Criminal Cases

PERRY

Cases can have multiple charges which are heard either by a court trial, jury trial, no trial or by a combination of trial types. Depending upon the seriousness of the offense and the consequences of a guilty verdict, defendants in criminal cases have the constitutional right to a jury of their peers. In a jury trial, the Judge decides questions of law, and the jury decides whether the defendant is guilty or not guilty on each of the offense(s) charged. In a court trial, the judge decides questions of law and decides if guilty or not guilty on each offense(s) charges. The cases are categorized by how all the charges within the case were disposed. If all charges were disposed by the same trial type, it's counted in the separate category, otherwise, it's counted within the "Mixed Trial" category. If a charge had a nothing entered or it had "no trial" it's counted in the "No Trial" category.

Cases by Trial Type	27A.460 - (7), (8), (9), (10)	NO TRIAL	Total
Felony Amended Down to Non-Felony		10 100.00%	10 100.00%
Felony Charges		157 100.00%	157 100.00%
Felony Convictions		116 100.00%	116 100.00%

*27A.460 (7) Percentage of disposition to guilty as charged by trial;
 27A.460 (8) Percentage of those found guilty of lesser charge by trial;
 27A.460 (9) Percentage of cases where jury trial taken;
 27A.460 (10) Percentage of trials which are bench (court) trials; and*

**Shock Probation by
Disposition Type**

	27A.440 (3b)	Granted	Total
0026090 SHOCK PROBATION IN FELONY CONVICTIONS		21 91.30%	21 91.3043%
0026100 SHOCK PROBATION IN MISDEMEANOR CONVICTIONS		2 8.70%	2 8.6957%

27A.440 (3) Cases in which shock probation has been granted:
 (b) Extracted data on shock probation shall be placed in the annual report of the Administrative Office of the Courts.

ADMINISTRATIVE OFFICE OF THE COURTS

Research & Statistics

Annual Report FY 2021

Circuit Court - "Felony" Criminal Cases

PIKE

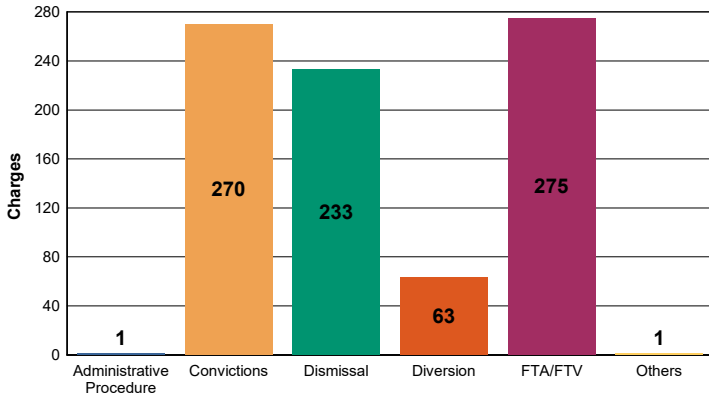
There were 843 felony level offenses and 63 non-felony level offenses disposed within 553 circuit criminal cases during the fiscal year. Non-felony offenses include misdemeanor, violation, local ordinance or other level offense(s) within those cases.

	Charges	Cases
Felony	843	553
Felony amended to Non-Felony	63	

Of those 843 felony offenses, 270 (32.03%) were convicted; were acquitted (%); and 233 (27.64%) were dismissed.

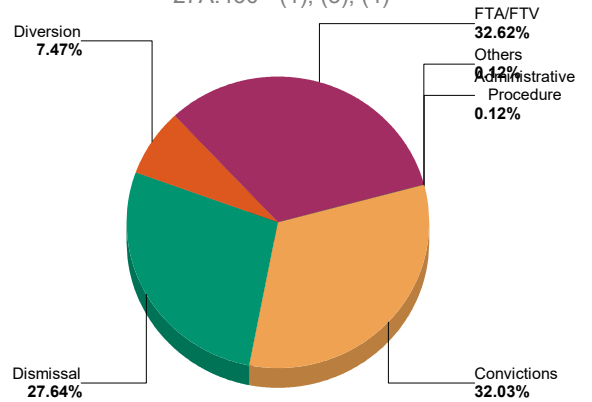
Felony Charges by Disposition Type

27A.460 - (1), (3), (4)



Percent of Charges by Disposition Type

27A.460 - (1), (3), (4)



27A.460 (1) Conviction percentages;

27A.460 (3) Percentage of acquittals;

27A.460(4) Percentage of dismissals;

* "Others" disposition type include: Denied, Extradition, Grand Jury, Granted, Hung Jury, Merged, Mistrial, No Action Taken By Grand Jury, Other, Pardon - Prior to Adjudication Only, Peace Bond, Remanded, Set Aside/Voided, Sealed Records, Transfer, Drug Court Transfer, Vacated Judgment

ADMINISTRATIVE OFFICE OF THE COURTS

Research & Statistics

Annual Report FY 2021

Circuit Court - "Felony" Criminal Cases

PIKE

Sentence Information by Charge Disposition Type

27A.460 - (2)	Sentence Records	Jail or Prison Conditionally Discharged	Jail or Prison Suspended	Jail or Prison Time > 0	Net Costs > \$0.00	Net Fines > \$0.00	Net Home Incarceration Time	Net Home Incarceration Time Suspended	Net Probation Time Supervised	Net Probation Time Unsupervised	Net Suspended Costs > \$0.00	Net Suspended Fines > \$0.00	Other Conditions
Convicted	263	9 3.42%	115 43.73%	262 99.62%	67 25.48%	1 0.38%	-	-	108 41.06%	4 1.52%	-	-	115 43.73%
Dismissed	59	2 3.39%	56 94.92%	59 100.00%	-	-	-	-	43 72.88%	12 20.34%	-	-	55 93.22%
Diverted	55	-	52 94.55%	52 94.55%	1 1.82%	-	-	-	33 60.00%	14 25.45%	-	-	52 94.55%
Others	1	-	1 100.00%	1 100.00%	-	-	-	-	1 100.00%	-	-	-	1 100.00%
	378	11	224	374	68	1	-	-	185	30	-	-	223

27A.460 (2) Percentages of fines, imprisonment, or other penalty assessment;

* Percentages are based on total sentence records per category (convicted, acquitted...etc)

* There can be multiple sentence conditions to a single charge.

Plea Type

27A.460 - (5), (6)

		GUILTY	NOT GUILTY	UNKNOWN PLEA TYPE	TOTAL
Felony Charges	Original_Plea	- 0.00%	63 7.47%	780 92.53%	843 100.00%
	Final_Plea	63 7.47%	- 0.00%	780 92.53%	843 100.00%
Felony amended to Non-Felony	Original_Plea	- 0.00%	- 0.00%	63 100.00%	63 100.00%
	Final_Plea	- 0.00%	- 0.00%	63 100.00%	63 100.00%

27A.460 (5) Percentage of pleas as charges;

27A.460 (6) Percentage of pleas to reduce charges;

ADMINISTRATIVE OFFICE OF THE COURTS

Research & Statistics

Annual Report FY 2021

Circuit Court - "Felony" Criminal Cases

PIKE

Cases can have multiple charges which are heard either by a court trial, jury trial, no trial or by a combination of trial types. Depending upon the seriousness of the offense and the consequences of a guilty verdict, defendants in criminal cases have the constitutional right to a jury of their peers. In a jury trial, the Judge decides questions of law, and the jury decides whether the defendant is guilty or not guilty on each of the offense(s) charged. In a court trial, the judge decides questions of law and decides if guilty or not guilty on each offense(s) charges. The cases are categorized by how all the charges within the case were disposed. If all charges were disposed by the same trial type, it's counted in the separate category, otherwise, it's counted within the "Mixed Trial" category. If a charge had a nothing entered or it had "no trial" it's counted in the "No Trial" category.

Cases by Trial Type	27A.460 - (7), (8), (9), (10)	NO TRIAL	Total
Felony Amended Down to Non-Felony		54 100.00%	54 100.00%
Felony Charges		553 100.00%	553 100.00%
Felony Convictions		192 100.00%	192 100.00%

*27A.460 (7) Percentage of disposition to guilty as charged by trial;
 27A.460 (8) Percentage of those found guilty of lesser charge by trial;
 27A.460 (9) Percentage of cases where jury trial taken;
 27A.460 (10) Percentage of trials which are bench (court) trials; and*

**Shock Probation by
Disposition Type**

	27A.440 (3b)	Denied	Granted	Total
0026090 SHOCK PROBATION IN FELONY CONVICTIONS		3 37.50%	5 62.50%	8 100.0000%

27A.440 (3) Cases in which shock probation has been granted:
 (b) Extracted data on shock probation shall be placed in the annual report of the Administrative Office of the Courts.

ADMINISTRATIVE OFFICE OF THE COURTS

Research & Statistics

Annual Report FY 2021

Circuit Court - "Felony" Criminal Cases

PIKE

Youthful Offenders

Note: Per statute 635.020 (7) If a person who is eighteen (18) or older and before the court is charged with a felony that occurred prior to his eighteenth birthday, the court shall, upon motion of the county attorney made prior to adjudication, and after the county attorney has consulted with the Commonwealth's attorney, that the child be proceeded against as a youthful offender, proceed in accordance with the provisions of KRS 640.010.

The youthful offender data is pulled by looking at the circuit criminal cases with defendant's age calculated from date of birth to the case filing date, which is under 18, however, those eighteen(18) or older may not be accounted.

There were 1 felony level offenses and 0 non-felony level offenses disposed within 1 circuit criminal cases during the fiscal year. Non-felony offenses include misdemeanor, violation, local ordinance or other level offense(s) within those cases.

27A.460 - (11)	Charges	Cases
Felony	1	1
Felony amended to Non-Felony	-	

27A.460 (11) The number of juvenile offenders tried as an adult.

Of the 1 felony level offenses disposed within the youthful offender cases, (%) charges were convicted.

Youthful Offender	FTA/FTV	Total
Felony Charges by Disposition Type	1 100.00%	1 100.00%

ADMINISTRATIVE OFFICE OF THE COURTS

Research & Statistics

Annual Report FY 2021

Circuit Court - "Felony" Criminal Cases

POWELL

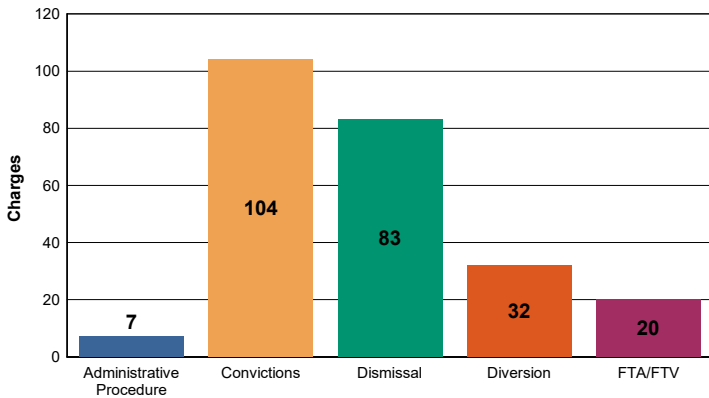
There were 246 felony level offenses and 9 non-felony level offenses disposed within 144 circuit criminal cases during the fiscal year. Non-felony offenses include misdemeanor, violation, local ordinance or other level offense(s) within those cases.

	Charges	Cases
Felony	246	144
Felony amended to Non-Felony	9	

Of those 246 felony offenses, 104 (42.28%) were convicted; were acquitted (%); and 83 (33.74%) were dismissed.

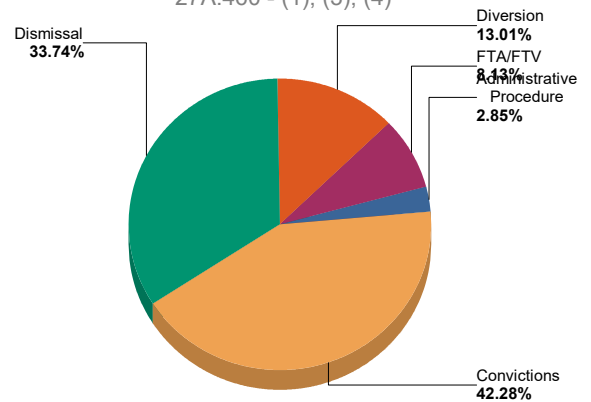
Felony Charges by Disposition Type

27A.460 - (1), (3), (4)



Percent of Charges by Disposition Type

27A.460 - (1), (3), (4)



27A.460 (1) Conviction percentages;

27A.460 (3) Percentage of acquittals;

27A.460(4) Percentage of dismissals;

* "Others" disposition type include: Denied, Extradition, Grand Jury, Granted, Hung Jury, Merged, Mistrial, No Action Taken By Grand Jury, Other, Pardon - Prior to Adjudication Only, Peace Bond, Remanded, Set Aside/Voided, Sealed Records, Transfer, Drug Court Transfer, Vacated Judgment

ADMINISTRATIVE OFFICE OF THE COURTS

Research & Statistics

Annual Report FY 2021

Circuit Court - "Felony" Criminal Cases

POWELL

Sentence Information by Charge Disposition Type

27A.460 - (2)	Sentence Records	Jail or Prison Conditionally Discharged	Jail or Prison Suspended	Jail or Prison Time > 0	Net Costs > \$0.00	Net Fines > \$0.00	Net Home Incarceration Time	Net Home Incarceration Time Suspended	Net Probation Time Supervised	Net Probation Time Unsupervised	Net Suspended Costs > \$0.00	Net Suspended Fines > \$0.00	Other Conditions
Convicted	95	2 2.11%	56 58.95%	94 98.95%	53 55.79%				53 55.79%	1 1.05%			69 72.63%
Dismissed	5				4 80.00%								1 20.00%
Diverted	16				16 100.00%								
	116	2	56	94	73				53	1			70

27A.460 (2) Percentages of fines, imprisonment, or other penalty assessment;

* Percentages are based on total sentence records per category (convicted, acquitted...etc)

* There can be multiple sentence conditions to a single charge.

Plea Type

27A.460 - (5), (6)		GUILTY	NOT GUILTY	UNKNOWN PLEA TYPE	TOTAL
Felony Charges	Original_Plea	-	117	129	246
		0.00%	47.56%	52.44%	100.00%
	Final_Plea	117	-	129	246
		47.56%	0.00%	52.44%	100.00%
Felony amended to Non-Felony	Original_Plea	-	-	9	9
		0.00%	0.00%	100.00%	100.00%
	Final_Plea	-	-	9	9
		0.00%	0.00%	100.00%	100.00%

27A.460 (5) Percentage of pleas as charges;

27A.460 (6) Percentage of pleas to reduce charges;

ADMINISTRATIVE OFFICE OF THE COURTS

Research & Statistics

Annual Report FY 2021

Circuit Court - "Felony" Criminal Cases

POWELL

Cases can have multiple charges which are heard either by a court trial, jury trial, no trial or by a combination of trial types. Depending upon the seriousness of the offense and the consequences of a guilty verdict, defendants in criminal cases have the constitutional right to a jury of their peers. In a jury trial, the Judge decides questions of law, and the jury decides whether the defendant is guilty or not guilty on each of the offense(s) charged. In a court trial, the judge decides questions of law and decides if guilty or not guilty on each offense(s) charges. The cases are categorized by how all the charges within the case were disposed. If all charges were disposed by the same trial type, it's counted in the separate category, otherwise, it's counted within the "Mixed Trial" category. If a charge had a nothing entered or it had "no trial" it's counted in the "No Trial" category.

Cases by Trial Type	27A.460 - (7), (8), (9), (10)	NO TRIAL	Total
Felony Amended Down to Non-Felony		9 100.00%	9 100.00%
Felony Charges		144 100.00%	144 100.00%
Felony Convictions		62 100.00%	62 100.00%

*27A.460 (7) Percentage of disposition to guilty as charged by trial;
 27A.460 (8) Percentage of those found guilty of lesser charge by trial;
 27A.460 (9) Percentage of cases where jury trial taken;
 27A.460 (10) Percentage of trials which are bench (court) trials; and*

**Shock Probation by
Disposition Type**

	27A.440 (3b)	Denied	Granted	Total
0026090 SHOCK PROBATION IN FELONY CONVICTIONS		10 50.00%	10 50.00%	20 100.0000%

27A.440 (3) Cases in which shock probation has been granted:
 (b) Extracted data on shock probation shall be placed in the annual report of the Administrative Office of the Courts.

ADMINISTRATIVE OFFICE OF THE COURTS

Research & Statistics

Annual Report FY 2021

Circuit Court - "Felony" Criminal Cases

PULASKI

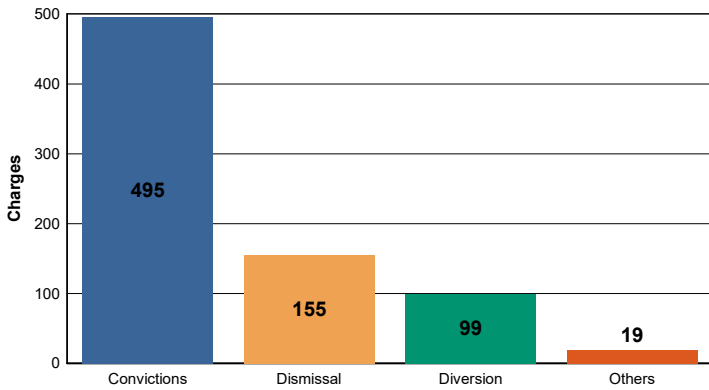
There were 768 felony level offenses and 34 non-felony level offenses disposed within 510 circuit criminal cases during the fiscal year. Non-felony offenses include misdemeanor, violation, local ordinance or other level offense(s) within those cases.

	Charges	Cases
Felony	768	510
Felony amended to Non-Felony	34	

Of those 768 felony offenses, 495 (64.45%) were convicted; were acquitted (%); and 155 (20.18%) were dismissed.

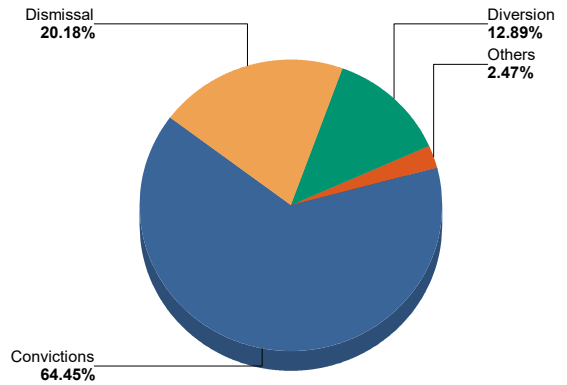
Felony Charges by Disposition Type

27A.460 - (1), (3), (4)



Percent of Charges by Disposition Type

27A.460 - (1), (3), (4)



27A.460 (1) Conviction percentages;

27A.460 (3) Percentage of acquittals;

27A.460(4) Percentage of dismissals;

* "Others" disposition type include: Denied, Extradition, Grand Jury, Granted, Hung Jury, Merged, Mistrial, No Action Taken By Grand Jury, Other, Pardon - Prior to Adjudication Only, Peace Bond, Remanded, Set Aside/Voided, Sealed Records, Transfer, Drug Court Transfer, Vacated Judgment

ADMINISTRATIVE OFFICE OF THE COURTS

Research & Statistics

Annual Report FY 2021

Circuit Court - "Felony" Criminal Cases

PULASKI

Sentence Information by Charge Disposition Type

27A.460 - (2)	Sentence Records	Jail or Prison Conditionally Discharged	Jail or Prison Suspended	Jail or Prison Time > 0	Net Costs > \$0.00	Net Fines > \$0.00	Net Home Incarceration Time	Net Home Incarceration Time Suspended	Net Probation Time Supervised	Net Probation Time Unsupervised	Net Suspended Costs > \$0.00	Net Suspended Fines > \$0.00	Other Conditions
Convicted	486	1 0.21%	226 46.50%	484 99.59%	152 31.28%				218 44.86%	4 0.82%			46 9.47%
Dismissed	18		5 27.78%	7 38.89%	16 88.89%				1 5.56%				1 5.56%
Diverted	55				52 94.55%								18 32.73%
	559	1	231	491	220				219	4			65

27A.460 (2) Percentages of fines, imprisonment, or other penalty assessment;

* Percentages are based on total sentence records per category (convicted, acquitted...etc)

* There can be multiple sentence conditions to a single charge.

Plea Type

27A.460 - (5), (6)		GUILTY	UNKNOWN PLEA TYPE	TOTAL
Felony Charges	Original_Plea	488 63.54%	280 36.46%	768 100.00%
	Final_Plea	488 63.54%	280 36.46%	768 100.00%
Felony amended to Non-Felony	Original_Plea	1 2.94%	33 97.06%	34 100.00%
	Final_Plea	1 2.94%	33 97.06%	34 100.00%

27A.460 (5) Percentage of pleas as charges;

27A.460 (6) Percentage of pleas to reduce charges;

ADMINISTRATIVE OFFICE OF THE COURTS

Research & Statistics

Annual Report FY 2021

Circuit Court - "Felony" Criminal Cases

PULASKI

Cases can have multiple charges which are heard either by a court trial, jury trial, no trial or by a combination of trial types. Depending upon the seriousness of the offense and the consequences of a guilty verdict, defendants in criminal cases have the constitutional right to a jury of their peers. In a jury trial, the Judge decides questions of law, and the jury decides whether the defendant is guilty or not guilty on each of the offense(s) charged. In a court trial, the judge decides questions of law and decides if guilty or not guilty on each offense(s) charges. The cases are categorized by how all the charges within the case were disposed. If all charges were disposed by the same trial type, it's counted in the separate category, otherwise, it's counted within the "Mixed Trial" category. If a charge had a nothing entered or it had "no trial" it's counted in the "No Trial" category.

Cases by Trial Type	27A.460 - (7), (8), (9), (10)	NO TRIAL	Total
Felony Amended Down to Non-Felony		32 100.00%	32 100.00%
Felony Charges		510 100.00%	510 100.00%
Felony Convictions		375 100.00%	375 100.00%

*27A.460 (7) Percentage of disposition to guilty as charged by trial;
 27A.460 (8) Percentage of those found guilty of lesser charge by trial;
 27A.460 (9) Percentage of cases where jury trial taken;
 27A.460 (10) Percentage of trials which are bench (court) trials; and*

**Shock Probation by
Disposition Type**

	27A.440 (3b)	Denied	Granted	Others	Total
0026090 SHOCK PROBATION IN FELONY CONVICTIONS		60 77.92%	16 20.78%	1 1.30%	77 100.0000%

27A.440 (3) Cases in which shock probation has been granted:
 (b) Extracted data on shock probation shall be placed in the annual report of the Administrative Office of the Courts.

ADMINISTRATIVE OFFICE OF THE COURTS

Research & Statistics

Annual Report FY 2021

Circuit Court - "Felony" Criminal Cases

ROBERTSON

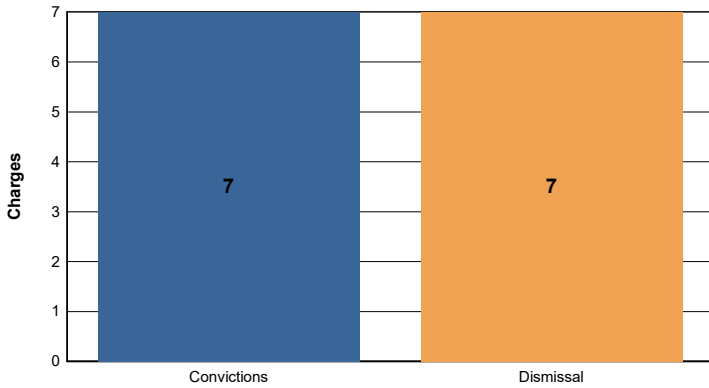
There were 14 felony level offenses and 0 non-felony level offenses disposed within 8 circuit criminal cases during the fiscal year. Non-felony offenses include misdemeanor, violation, local ordinance or other level offense(s) within those cases.

	Charges	Cases
Felony	14	8
Felony amended to Non-Felony	0	

Of those 14 felony offenses, 7 (50.00%) were convicted; were acquitted (%); and 7 (50.00%) were dismissed.

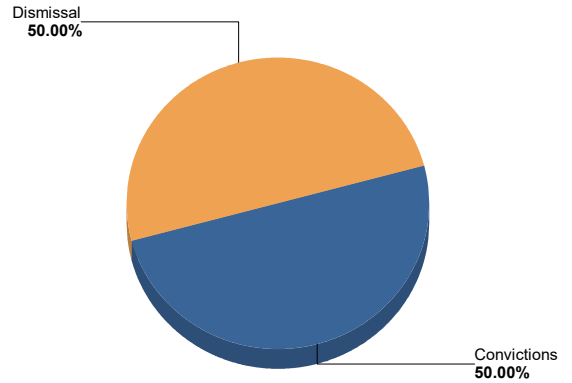
Felony Charges by Disposition Type

27A.460 - (1), (3), (4)



Percent of Charges by Disposition Type

27A.460 - (1), (3), (4)



27A.460 (1) Conviction percentages;

27A.460 (3) Percentage of acquittals;

27A.460(4) Percentage of dismissals;

* "Others" disposition type include: Denied, Extradition, Grand Jury, Granted, Hung Jury, Merged, Mistrial, No Action Taken By Grand Jury, Other, Pardon - Prior to Adjudication Only, Peace Bond, Remanded, Set Aside/Voided, Sealed Records, Transfer, Drug Court Transfer, Vacated Judgment

ADMINISTRATIVE OFFICE OF THE COURTS

Research & Statistics

Annual Report FY 2021

Circuit Court - "Felony" Criminal Cases

ROBERTSON

Sentence Information by Charge Disposition Type

27A.460 - (2)	Sentence Records	Jail or Prison Conditionally Discharged	Jail or Prison Suspended	Jail or Prison Time > 0	Net Costs > \$0.00	Net Fines > \$0.00	Net Home Incarceration Time	Net Home Incarceration Time Suspended	Net Probation Time Supervised	Net Probation Time Unsupervised	Net Suspended Costs > \$0.00	Net Suspended Fines > \$0.00	Other Conditions
Convicted	7	1 14.29%	1 14.29%	7 100.00%	5 71.43%				2 28.57%				6 85.71%
	7	1	1	7	5				2				6

27A.460 (2) Percentages of fines, imprisonment, or other penalty assessment;

* Percentages are based on total sentence records per category (convicted, acquitted...etc)

* There can be multiple sentence conditions to a single charge.

Plea Type

27A.460 - (5), (6)		GUILTY	NOT GUILTY	TOTAL
Felony Charges	Original_Plea	2 14.29%	12 85.71%	14 100.00%
	Final_Plea	7 50.00%	7 50.00%	14 100.00%

27A.460 (5) Percentage of pleas as charges;

27A.460 (6) Percentage of pleas to reduce charges;

ADMINISTRATIVE OFFICE OF THE COURTS

Research & Statistics

Annual Report FY 2021

Circuit Court - "Felony" Criminal Cases

ROBERTSON

Cases can have multiple charges which are heard either by a court trial, jury trial, no trial or by a combination of trial types. Depending upon the seriousness of the offense and the consequences of a guilty verdict, defendants in criminal cases have the constitutional right to a jury of their peers. In a jury trial, the Judge decides questions of law, and the jury decides whether the defendant is guilty or not guilty on each of the offense(s) charged. In a court trial, the judge decides questions of law and decides if guilty or not guilty on each offense(s) charges. The cases are categorized by how all the charges within the case were disposed. If all charges were disposed by the same trial type, it's counted in the separate category, otherwise, it's counted within the "Mixed Trial" category. If a charge had a nothing entered or it had "no trial" it's counted in the "No Trial" category.

Cases by Trial Type	27A.460 - (7), (8), (9), (10)	NO TRIAL	Total
Felony Charges		8 100.00%	8 100.00%
Felony Convictions		6 100.00%	6 100.00%

27A.460 (7) Percentage of disposition to guilty as charged by trial;
 27A.460 (8) Percentage of those found guilty of lesser charge by trial;
 27A.460 (9) Percentage of cases where jury trial taken;
 27A.460 (10) Percentage of trials which are bench (court) trials; and

**Shock Probation by
Disposition Type**

	27A.440 (3b)	Denied	Granted	Total
0026090 SHOCK PROBATION IN FELONY CONVICTIONS		1 50.00%	1 50.00%	2 100.0000%

27A.440 (3) Cases in which shock probation has been granted:
 (b) Extracted data on shock probation shall be placed in the annual report of the Administrative Office of the Courts.

ADMINISTRATIVE OFFICE OF THE COURTS

Research & Statistics

Annual Report FY 2021

Circuit Court - "Felony" Criminal Cases

ROCKCASTLE

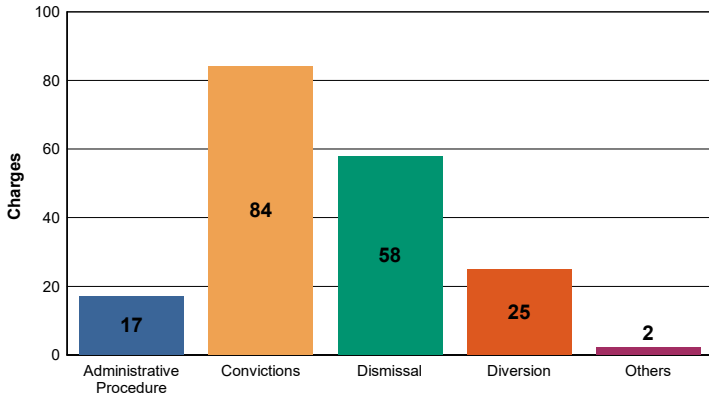
There were 186 felony level offenses and 18 non-felony level offenses disposed within 142 circuit criminal cases during the fiscal year. Non-felony offenses include misdemeanor, violation, local ordinance or other level offense(s) within those cases.

	Charges	Cases
Felony	186	142
Felony amended to Non-Felony	18	

Of those 186 felony offenses, 84 (45.16%) were convicted; were acquitted (%); and 58 (31.18%) were dismissed.

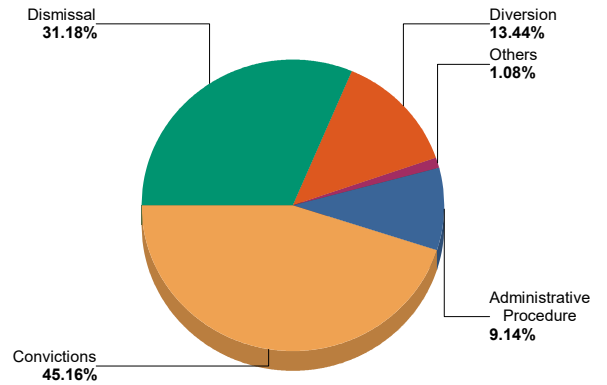
Felony Charges by Disposition Type

27A.460 - (1), (3), (4)



Percent of Charges by Disposition Type

27A.460 - (1), (3), (4)



27A.460 (1) Conviction percentages;

27A.460 (3) Percentage of acquittals;

27A.460(4) Percentage of dismissals;

* "Others" disposition type include: Denied, Extradition, Grand Jury, Granted, Hung Jury, Merged, Mistrial, No Action Taken By Grand Jury, Other, Pardon - Prior to Adjudication Only, Peace Bond, Remanded, Set Aside/Voided, Sealed Records, Transfer, Drug Court Transfer, Vacated Judgment

ADMINISTRATIVE OFFICE OF THE COURTS

Research & Statistics

Annual Report FY 2021

Circuit Court - "Felony" Criminal Cases

ROCKCASTLE

Sentence Information by Charge Disposition Type

27A.460 - (2)	Sentence Records	Jail or Prison Conditionally Discharged	Jail or Prison Suspended	Jail or Prison Time > 0	Net Costs > \$0.00	Net Fines > \$0.00	Net Home Incarceration Time	Net Home Incarceration Time Suspended	Net Probation Time Supervised	Net Probation Time Unsupervised	Net Suspended Costs > \$0.00	Net Suspended Fines > \$0.00	Other Conditions
Convicted	84		46 54.76%	84 100.00%	34 40.48%				43 51.19%	3 3.57%			51 60.71%
Diverted	2				2 100.00%								
Others	1		1 100.00%	1 100.00%	1 100.00%				1 100.00%				1 100.00%
	87		47	85	37				44	3			52

27A.460 (2) Percentages of fines, imprisonment, or other penalty assessment;

* Percentages are based on total sentence records per category (convicted, acquitted...etc)

* There can be multiple sentence conditions to a single charge.

Plea Type

27A.460 - (5), (6)

		UNKNOWN PLEA TYPE	TOTAL
Felony Charges	Original_Plea	186 100.00%	186 100.00%
	Final_Plea	186 100.00%	186 100.00%
Felony amended to Non-Felony	Original_Plea	18 100.00%	18 100.00%
	Final_Plea	18 100.00%	18 100.00%

27A.460 (5) Percentage of pleas as charges;

27A.460 (6) Percentage of pleas to reduce charges;

ADMINISTRATIVE OFFICE OF THE COURTS

Research & Statistics

Annual Report FY 2021

Circuit Court - "Felony" Criminal Cases

ROCKCASTLE

Cases can have multiple charges which are heard either by a court trial, jury trial, no trial or by a combination of trial types. Depending upon the seriousness of the offense and the consequences of a guilty verdict, defendants in criminal cases have the constitutional right to a jury of their peers. In a jury trial, the Judge decides questions of law, and the jury decides whether the defendant is guilty or not guilty on each of the offense(s) charged. In a court trial, the judge decides questions of law and decides if guilty or not guilty on each offense(s) charges. The cases are categorized by how all the charges within the case were disposed. If all charges were disposed by the same trial type, it's counted in the separate category, otherwise, it's counted within the "Mixed Trial" category. If a charge had a nothing entered or it had "no trial" it's counted in the "No Trial" category.

Cases by Trial Type	27A.460 - (7), (8), (9), (10)	NO TRIAL	Total
Felony Amended Down to Non-Felony		16 100.00%	16 100.00%
Felony Charges		142 100.00%	142 100.00%
Felony Convictions		75 100.00%	75 100.00%

*27A.460 (7) Percentage of disposition to guilty as charged by trial;
 27A.460 (8) Percentage of those found guilty of lesser charge by trial;
 27A.460 (9) Percentage of cases where jury trial taken;
 27A.460 (10) Percentage of trials which are bench (court) trials; and*

**Shock Probation by
Disposition Type**

	27A.440 (3b)	Denied	Granted	Total
0026090 SHOCK PROBATION IN FELONY CONVICTIONS		5 41.67%	7 58.33%	12 100.0000%

27A.440 (3) Cases in which shock probation has been granted:
 (b) Extracted data on shock probation shall be placed in the annual report of the Administrative Office of the Courts.

ADMINISTRATIVE OFFICE OF THE COURTS

Research & Statistics

Annual Report FY 2021

Circuit Court - "Felony" Criminal Cases

ROWAN

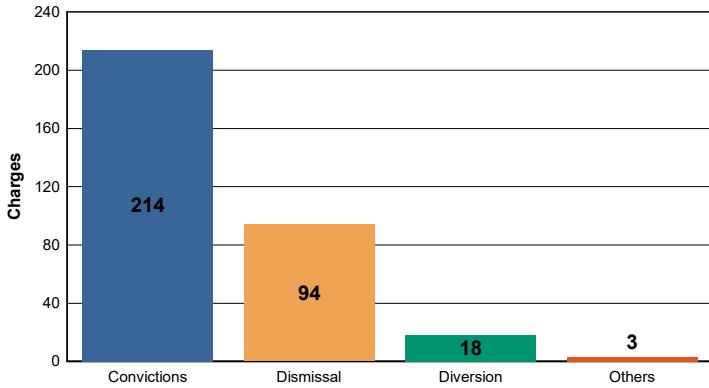
There were 329 felony level offenses and 11 non-felony level offenses disposed within 199 circuit criminal cases during the fiscal year. Non-felony offenses include misdemeanor, violation, local ordinance or other level offense(s) within those cases.

	Charges	Cases
Felony	329	199
Felony amended to Non-Felony	11	

Of those 329 felony offenses, 214 (65.05%) were convicted; were acquitted (%); and 94 (28.57%) were dismissed.

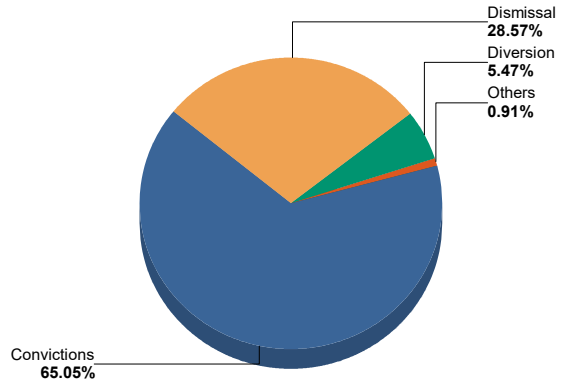
Felony Charges by Disposition Type

27A.460 - (1), (3), (4)



Percent of Charges by Disposition Type

27A.460 - (1), (3), (4)



27A.460 (1) Conviction percentages;

27A.460 (3) Percentage of acquittals;

27A.460(4) Percentage of dismissals;

* "Others" disposition type include: Denied, Extradition, Grand Jury, Granted, Hung Jury, Merged, Mistrial, No Action Taken By Grand Jury, Other, Pardon - Prior to Adjudication Only, Peace Bond, Remanded, Set Aside/Voided, Sealed Records, Transfer, Drug Court Transfer, Vacated Judgment

ADMINISTRATIVE OFFICE OF THE COURTS

Research & Statistics

Annual Report FY 2021

Circuit Court - "Felony" Criminal Cases

ROWAN

Sentence Information by Charge Disposition Type

27A.460 - (2)	Sentence Records	Jail or Prison Conditionally Discharged	Jail or Prison Suspended	Jail or Prison Time > 0	Net Costs > \$0.00	Net Fines > \$0.00	Net Home Incarceration Time	Net Home Incarceration Time Suspended	Net Probation Time Supervised	Net Probation Time Unsupervised	Net Suspended Costs > \$0.00	Net Suspended Fines > \$0.00	Other Conditions
Convicted	202	1 0.50%	112 55.45%	202 100.00%	69 34.16%	2 0.99%			104 51.49%	6 2.97%			165 81.68%
Dismissed	6				6 100.00%								
	208	1	112	202	75	2			104	6			165

27A.460 (2) Percentages of fines, imprisonment, or other penalty assessment;

* Percentages are based on total sentence records per category (convicted, acquitted...etc)

* There can be multiple sentence conditions to a single charge.

Plea Type

27A.460 - (5), (6)		GUILTY	NOT GUILTY	UNKNOWN PLEA TYPE	TOTAL
Felony Charges	Original_Plea	-	211 64.13%	118 35.87%	329 100.00%
	Final_Plea	208 63.22%	3 0.91%	118 35.87%	329 100.00%
Felony amended to Non-Felony	Original_Plea	-	-	11 100.00%	11 100.00%
	Final_Plea	-	-	11 100.00%	11 100.00%

27A.460 (5) Percentage of pleas as charges;

27A.460 (6) Percentage of pleas to reduce charges;

ADMINISTRATIVE OFFICE OF THE COURTS

Research & Statistics

Annual Report FY 2021

Circuit Court - "Felony" Criminal Cases

ROWAN

Cases can have multiple charges which are heard either by a court trial, jury trial, no trial or by a combination of trial types. Depending upon the seriousness of the offense and the consequences of a guilty verdict, defendants in criminal cases have the constitutional right to a jury of their peers. In a jury trial, the Judge decides questions of law, and the jury decides whether the defendant is guilty or not guilty on each of the offense(s) charged. In a court trial, the judge decides questions of law and decides if guilty or not guilty on each offense(s) charges. The cases are categorized by how all the charges within the case were disposed. If all charges were disposed by the same trial type, it's counted in the separate category, otherwise, it's counted within the "Mixed Trial" category. If a charge had a nothing entered or it had "no trial" it's counted in the "No Trial" category.

Cases by Trial Type	27A.460 - (7), (8), (9), (10)	JURY TRIAL	NO TRIAL	Total
Felony Amended Down to Non-Felony		-	11 100.00%	11 100.00%
Felony Charges		1 0.50%	198 99.50%	199 100.00%
Felony Convictions		1 0.81%	123 99.19%	124 100.00%

*27A.460 (7) Percentage of disposition to guilty as charged by trial;
 27A.460 (8) Percentage of those found guilty of lesser charge by trial;
 27A.460 (9) Percentage of cases where jury trial taken;
 27A.460 (10) Percentage of trials which are bench (court) trials; and*

**Shock Probation by
Disposition Type**

	27A.440 (3b)	Denied	Granted	Total
0026090 SHOCK PROBATION IN FELONY CONVICTIONS		12 70.59%	5 29.41%	17 100.0000%

27A.440 (3) Cases in which shock probation has been granted:
 (b) Extracted data on shock probation shall be placed in the annual report of the Administrative Office of the Courts.

ADMINISTRATIVE OFFICE OF THE COURTS

Research & Statistics

Annual Report FY 2021

Circuit Court - "Felony" Criminal Cases

RUSSELL

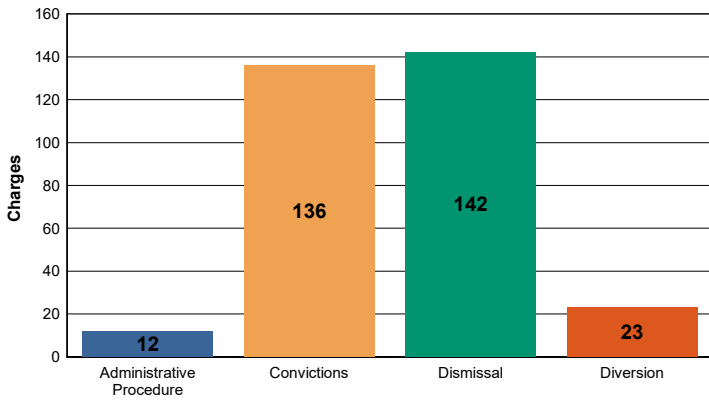
There were 313 felony level offenses and 15 non-felony level offenses disposed within 173 circuit criminal cases during the fiscal year. Non-felony offenses include misdemeanor, violation, local ordinance or other level offense(s) within those cases.

	Charges	Cases
Felony	313	173
Felony amended to Non-Felony	15	

Of those 313 felony offenses, 136 (43.45%) were convicted; were acquitted (%); and 142 (45.37%) were dismissed.

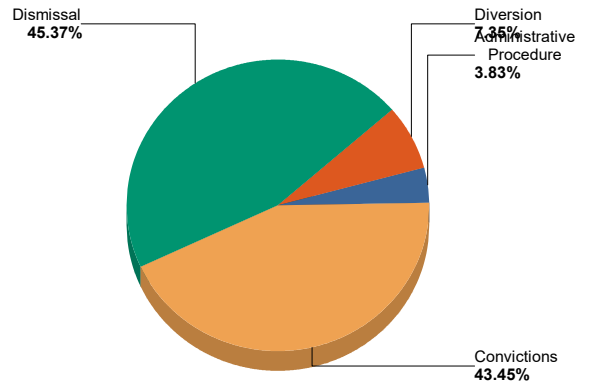
Felony Charges by Disposition Type

27A.460 - (1), (3), (4)



Percent of Charges by Disposition Type

27A.460 - (1), (3), (4)



27A.460 (1) Conviction percentages;

27A.460 (3) Percentage of acquittals;

27A.460(4) Percentage of dismissals;

* "Others" disposition type include: Denied, Extradition, Grand Jury, Granted, Hung Jury, Merged, Mistrial, No Action Taken By Grand Jury, Other, Pardon - Prior to Adjudication Only, Peace Bond, Remanded, Set Aside/Voided, Sealed Records, Transfer, Drug Court Transfer, Vacated Judgment

ADMINISTRATIVE OFFICE OF THE COURTS

Research & Statistics

Annual Report FY 2021

Circuit Court - "Felony" Criminal Cases

RUSSELL

Sentence Information by Charge Disposition Type

27A.460 - (2)	Sentence Records	Jail or Prison Conditionally Discharged	Jail or Prison Suspended	Jail or Prison Time > 0	Net Costs > \$0.00	Net Fines > \$0.00	Net Home Incarceration Time	Net Home Incarceration Time Suspended	Net Probation Time Supervised	Net Probation Time Unsupervised	Net Suspended Costs > \$0.00	Net Suspended Fines > \$0.00	Other Conditions
Convicted	129		92	129	76		4		50	26	8		58
		71.32%	100.00%		58.91%		3.10%		38.76%	20.16%	6.20%		44.96%
	129		92	129	76		4		50	26	8		58

27A.460 (2) Percentages of fines, imprisonment, or other penalty assessment;

* Percentages are based on total sentence records per category (convicted, acquitted...etc)

* There can be multiple sentence conditions to a single charge.

Plea Type

27A.460 - (5), (6)		GUILTY	NOT GUILTY	UNKNOWN PLEA TYPE	TOTAL
Felony Charges	Original_Plea	48 15.34%	230 73.48%	35 11.18%	313 100.00%
	Final_Plea	234 74.76%	44 14.06%	35 11.18%	313 100.00%
Felony amended to Non-Felony	Original_Plea	-	11 73.33%	4 26.67%	15 100.00%
	Final_Plea	1 6.67%	10 66.67%	4 26.67%	15 100.00%

27A.460 (5) Percentage of pleas as charges;

27A.460 (6) Percentage of pleas to reduce charges;

ADMINISTRATIVE OFFICE OF THE COURTS

Research & Statistics

Annual Report FY 2021

Circuit Court - "Felony" Criminal Cases

RUSSELL

Cases can have multiple charges which are heard either by a court trial, jury trial, no trial or by a combination of trial types. Depending upon the seriousness of the offense and the consequences of a guilty verdict, defendants in criminal cases have the constitutional right to a jury of their peers. In a jury trial, the Judge decides questions of law, and the jury decides whether the defendant is guilty or not guilty on each of the offense(s) charged. In a court trial, the judge decides questions of law and decides if guilty or not guilty on each offense(s) charges. The cases are categorized by how all the charges within the case were disposed. If all charges were disposed by the same trial type, it's counted in the separate category, otherwise, it's counted within the "Mixed Trial" category. If a charge had a nothing entered or it had "no trial" it's counted in the "No Trial" category.

Cases by Trial Type	27A.460 - (7), (8), (9), (10)	NO TRIAL	Total
Felony Amended Down to Non-Felony		15 100.00%	15 100.00%
Felony Charges		173 100.00%	173 100.00%
Felony Convictions		84 100.00%	84 100.00%

*27A.460 (7) Percentage of disposition to guilty as charged by trial;
 27A.460 (8) Percentage of those found guilty of lesser charge by trial;
 27A.460 (9) Percentage of cases where jury trial taken;
 27A.460 (10) Percentage of trials which are bench (court) trials; and*

**Shock Probation by
Disposition Type**

	27A.440 (3b)	Denied	Granted	Total
0026090 SHOCK PROBATION IN FELONY CONVICTIONS		21 87.50%	3 12.50%	24 100.0000%

27A.440 (3) Cases in which shock probation has been granted:
 (b) Extracted data on shock probation shall be placed in the annual report of the Administrative Office of the Courts.

ADMINISTRATIVE OFFICE OF THE COURTS

Research & Statistics

Annual Report FY 2021

Circuit Court - "Felony" Criminal Cases

SCOTT

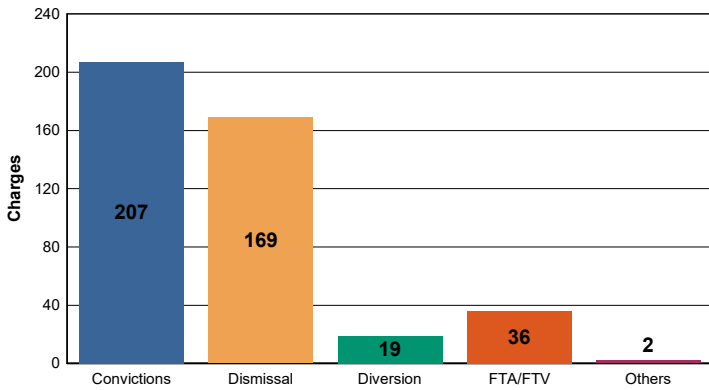
There were 433 felony level offenses and 25 non-felony level offenses disposed within 214 circuit criminal cases during the fiscal year. Non-felony offenses include misdemeanor, violation, local ordinance or other level offense(s) within those cases.

	Charges	Cases
Felony	433	214
Felony amended to Non-Felony	25	

Of those 433 felony offenses, 207 (47.81%) were convicted; were acquitted (%); and 169 (39.03%) were dismissed.

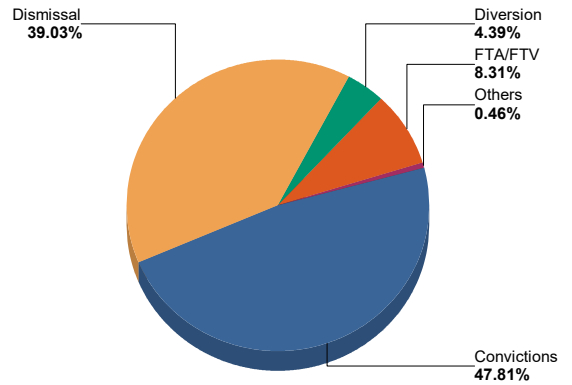
Felony Charges by Disposition Type

27A.460 - (1), (3), (4)



Percent of Charges by Disposition Type

27A.460 - (1), (3), (4)



27A.460 (1) Conviction percentages;

27A.460 (3) Percentage of acquittals;

27A.460(4) Percentage of dismissals;

* "Others" disposition type include: Denied, Extradition, Grand Jury, Granted, Hung Jury, Merged, Mistrial, No Action Taken By Grand Jury, Other, Pardon - Prior to Adjudication Only, Peace Bond, Remanded, Set Aside/Voided, Sealed Records, Transfer, Drug Court Transfer, Vacated Judgment

ADMINISTRATIVE OFFICE OF THE COURTS

Research & Statistics

Annual Report FY 2021

Circuit Court - "Felony" Criminal Cases

SCOTT

Sentence Information by Charge Disposition Type

27A.460 - (2)	Sentence Records	Jail or Prison Conditionally Discharged	Jail or Prison Suspended	Jail or Prison Time > 0	Net Costs > \$0.00	Net Fines > \$0.00	Net Home Incarceration Time	Net Home Incarceration Time Suspended	Net Probation Time Supervised	Net Probation Time Unsupervised	Net Suspended Costs > \$0.00	Net Suspended Fines > \$0.00	Other Conditions
Convicted	194	123 63.40%	190 97.94%	107 55.15%	4 2.06%			59 30.41%	3 1.55%	35 18.04%		114 58.76%	
Others	2	2 100.00%	2 100.00%	2 100.00%				1 50.00%				1 50.00%	
	196	125	192	109	4			60	3	35		115	

27A.460 (2) Percentages of fines, imprisonment, or other penalty assessment;

* Percentages are based on total sentence records per category (convicted, acquitted...etc)

* There can be multiple sentence conditions to a single charge.

Plea Type

27A.460 - (5), (6)

		GUILTY	NOT GUILTY	UNKNOWN PLEA TYPE	TOTAL
Felony Charges	Original_Plea	10 2.31%	201 46.42%	222 51.27%	433 100.00%
	Final_Plea	207 47.81%	4 0.92%	222 51.27%	433 100.00%
Felony amended to Non-Felony	Original_Plea	-	-	25 100.00%	25 100.00%
	Final_Plea	-	-	25 100.00%	25 100.00%

27A.460 (5) Percentage of pleas as charges;

27A.460 (6) Percentage of pleas to reduce charges;

ADMINISTRATIVE OFFICE OF THE COURTS

Research & Statistics

Annual Report FY 2021

Circuit Court - "Felony" Criminal Cases

SCOTT

Cases can have multiple charges which are heard either by a court trial, jury trial, no trial or by a combination of trial types. Depending upon the seriousness of the offense and the consequences of a guilty verdict, defendants in criminal cases have the constitutional right to a jury of their peers. In a jury trial, the Judge decides questions of law, and the jury decides whether the defendant is guilty or not guilty on each of the offense(s) charged. In a court trial, the judge decides questions of law and decides if guilty or not guilty on each offense(s) charges. The cases are categorized by how all the charges within the case were disposed. If all charges were disposed by the same trial type, it's counted in the separate category, otherwise, it's counted within the "Mixed Trial" category. If a charge had a nothing entered or it had "no trial" it's counted in the "No Trial" category.

Cases by Trial Type	27A.460 - (7), (8), (9), (10)	COURT TRIAL	NO TRIAL	Total
Felony Amended Down to Non-Felony		-	18 100.00%	18 100.00%
Felony Charges		1 0.47%	213 99.53%	214 100.00%
Felony Convictions		1 0.76%	130 99.24%	131 100.00%

*27A.460 (7) Percentage of disposition to guilty as charged by trial;
 27A.460 (8) Percentage of those found guilty of lesser charge by trial;
 27A.460 (9) Percentage of cases where jury trial taken;
 27A.460 (10) Percentage of trials which are bench (court) trials; and*

**Shock Probation by
Disposition Type**

	27A.440 (3b)	Denied	Granted	Others	Total
0026090 SHOCK PROBATION IN FELONY CONVICTIONS		4 50.00%	3 37.50%	-	7 87.5000%
0026100 SHOCK PROBATION IN MISDEMEANOR CONVICTIONS		-	-	1 12.50%	1 12.5000%

27A.440 (3) Cases in which shock probation has been granted:
 (b) Extracted data on shock probation shall be placed in the annual report of the Administrative Office of the Courts.

ADMINISTRATIVE OFFICE OF THE COURTS

Research & Statistics

Annual Report FY 2021

Circuit Court - "Felony" Criminal Cases

SHELBY

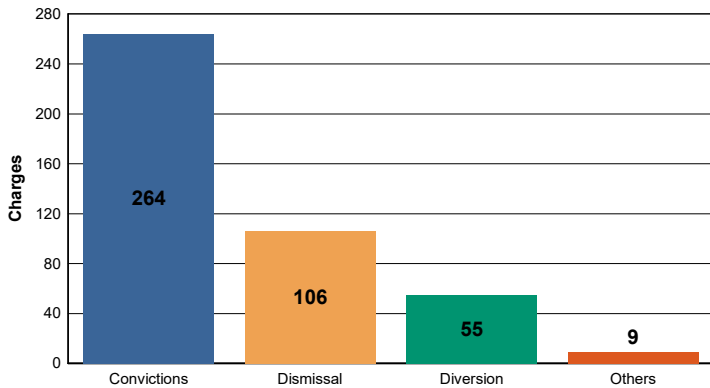
There were 434 felony level offenses and 6 non-felony level offenses disposed within 254 circuit criminal cases during the fiscal year. Non-felony offenses include misdemeanor, violation, local ordinance or other level offense(s) within those cases.

	Charges	Cases
Felony	434	254
Felony amended to Non-Felony	6	

Of those 434 felony offenses, 264 (60.83%) were convicted; were acquitted (%); and 106 (24.42%) were dismissed.

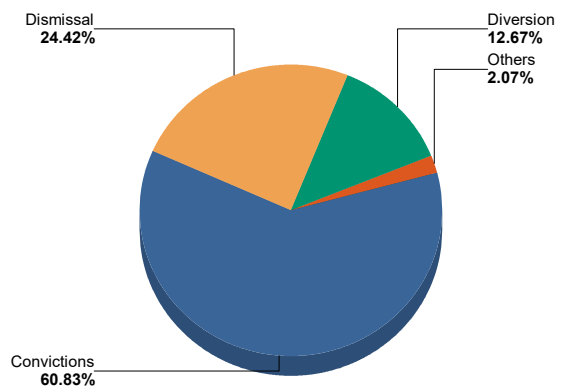
Felony Charges by Disposition Type

27A.460 - (1), (3), (4)



Percent of Charges by Disposition Type

27A.460 - (1), (3), (4)



27A.460 (1) Conviction percentages;

27A.460 (3) Percentage of acquittals;

27A.460(4) Percentage of dismissals;

* "Others" disposition type include: Denied, Extradition, Grand Jury, Granted, Hung Jury, Merged, Mistrial, No Action Taken By Grand Jury, Other, Pardon - Prior to Adjudication Only, Peace Bond, Remanded, Set Aside/Voided, Sealed Records, Transfer, Drug Court Transfer, Vacated Judgment

ADMINISTRATIVE OFFICE OF THE COURTS

Research & Statistics

Annual Report FY 2021

Circuit Court - "Felony" Criminal Cases

SHELBY

Sentence Information by Charge Disposition Type

27A.460 - (2)	Sentence Records	Jail or Prison Conditionally Discharged	Jail or Prison Suspended	Jail or Prison Time > 0	Net Costs > \$0.00	Net Fines > \$0.00	Net Home Incarceration Time	Net Home Incarceration Time Suspended	Net Probation Time Supervised	Net Probation Time Unsupervised	Net Suspended Costs > \$0.00	Net Suspended Fines > \$0.00	Other Conditions		
Convicted	257	200	256	82	6	162	6	190	77.82%	99.61%	31.91%	2.33%	63.04%	2.33%	73.93%
Dismissed	5	5	5	1	-	5	-	2	100.00%	100.00%	20.00%	-	100.00%	20.00%	40.00%
Others	8	6	8	1	-	5	-	3	75.00%	100.00%	12.50%	-	62.50%	12.50%	37.50%
	270	211	269	84	6	172	1	195							

27A.460 (2) Percentages of fines, imprisonment, or other penalty assessment;

* Percentages are based on total sentence records per category (convicted, acquitted...etc)

* There can be multiple sentence conditions to a single charge.

Plea Type

27A.460 - (5), (6)

		GUILTY	NOT GUILTY	UNKNOWN PLEA TYPE	TOTAL
Felony Charges	Original_Plea	13	287	134	434
		3.00%	66.13%	30.88%	100.00%
	Final_Plea	298	2	134	434
		68.66%	0.46%	30.88%	100.00%
Felony amended to Non-Felony	Original_Plea	-	1	5	6
		0.00%	16.67%	83.33%	100.00%
	Final_Plea	1	-	5	6
		16.67%	0.00%	83.33%	100.00%

27A.460 (5) Percentage of pleas as charges;

27A.460 (6) Percentage of pleas to reduce charges;

ADMINISTRATIVE OFFICE OF THE COURTS

Research & Statistics

Annual Report FY 2021

Circuit Court - "Felony" Criminal Cases

SHELBY

Cases can have multiple charges which are heard either by a court trial, jury trial, no trial or by a combination of trial types. Depending upon the seriousness of the offense and the consequences of a guilty verdict, defendants in criminal cases have the constitutional right to a jury of their peers. In a jury trial, the Judge decides questions of law, and the jury decides whether the defendant is guilty or not guilty on each of the offense(s) charged. In a court trial, the judge decides questions of law and decides if guilty or not guilty on each offense(s) charges. The cases are categorized by how all the charges within the case were disposed. If all charges were disposed by the same trial type, it's counted in the separate category, otherwise, it's counted within the "Mixed Trial" category. If a charge had a nothing entered or it had "no trial" it's counted in the "No Trial" category.

Cases by Trial Type	27A.460 - (7), (8), (9), (10)	NO TRIAL	Total
Felony Amended Down to Non-Felony		5 100.00%	5 100.00%
Felony Charges		254 100.00%	254 100.00%
Felony Convictions		157 100.00%	157 100.00%

*27A.460 (7) Percentage of disposition to guilty as charged by trial;
 27A.460 (8) Percentage of those found guilty of lesser charge by trial;
 27A.460 (9) Percentage of cases where jury trial taken;
 27A.460 (10) Percentage of trials which are bench (court) trials; and*

**Shock Probation by
Disposition Type**

	27A.440 (3b)	Denied	Granted	Total
0026090 SHOCK PROBATION IN FELONY CONVICTIONS		13 86.67%	2 13.33%	15 100.0000%

27A.440 (3) Cases in which shock probation has been granted:
 (b) Extracted data on shock probation shall be placed in the annual report of the Administrative Office of the Courts.

ADMINISTRATIVE OFFICE OF THE COURTS

Research & Statistics

Annual Report FY 2021

Circuit Court - "Felony" Criminal Cases

SHELBY

Youthful Offenders

Note: Per statute 635.020 (7) If a person who is eighteen (18) or older and before the court is charged with a felony that occurred prior to his eighteenth birthday, the court shall, upon motion of the county attorney made prior to adjudication, and after the county attorney has consulted with the Commonwealth's attorney, that the child be proceeded against as a youthful offender, proceed in accordance with the provisions of KRS 640.010.

The youthful offender data is pulled by looking at the circuit criminal cases with defendant's age calculated from date of birth to the case filing date, which is under 18, however, those eighteen(18) or older may not be accounted.

There were 1 felony level offenses and 0 non-felony level offenses disposed within 1 circuit criminal cases during the fiscal year. Non-felony offenses include misdemeanor, violation, local ordinance or other level offense(s) within those cases.

27A.460 - (11)		Charges	Cases
Felony		1	1
Felony amended to Non-Felony		-	

27A.460 (11) The number of juvenile offenders tried as an adult.

Of the 1 felony level offenses disposed within the youthful offender cases, 1 (100.00%) charges were convicted.

Youthful Offender	Convictions	Total
	Felony Charges by Disposition Type	1 100.00%

Youthful Offender	GUILTY	Total
	Felony Charges Convicted by Disposition Type	1 100.00%

ADMINISTRATIVE OFFICE OF THE COURTS

Research & Statistics

Annual Report FY 2021

Circuit Court - "Felony" Criminal Cases

SIMPSON

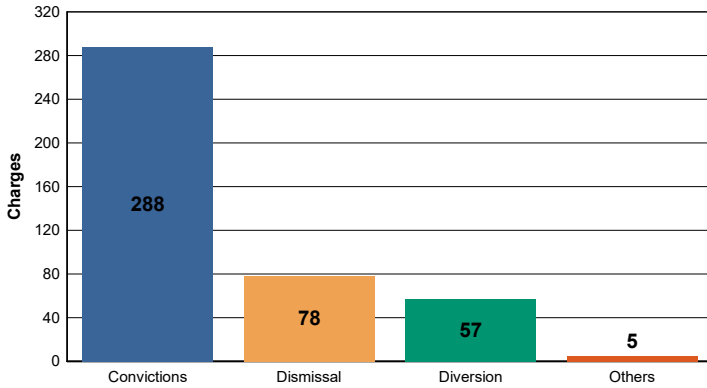
There were 428 felony level offenses and 12 non-felony level offenses disposed within 279 circuit criminal cases during the fiscal year. Non-felony offenses include misdemeanor, violation, local ordinance or other level offense(s) within those cases.

	Charges	Cases
Felony	428	279
Felony amended to Non-Felony	12	

Of those 428 felony offenses, 288 (67.29%) were convicted; were acquitted (%); and 78 (18.22%) were dismissed.

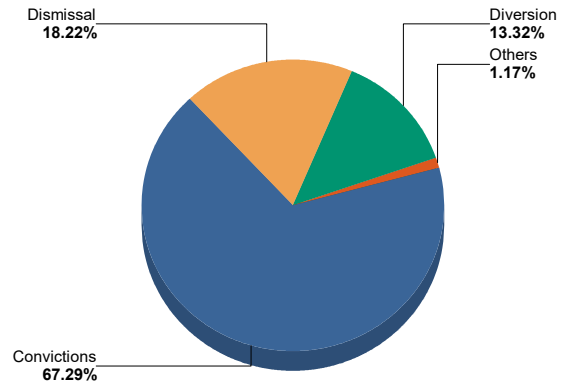
Felony Charges by Disposition Type

27A.460 - (1), (3), (4)



Percent of Charges by Disposition Type

27A.460 - (1), (3), (4)



27A.460 (1) Conviction percentages;

27A.460 (3) Percentage of acquittals;

27A.460(4) Percentage of dismissals;

* "Others" disposition type include: Denied, Extradition, Grand Jury, Granted, Hung Jury, Merged, Mistrial, No Action Taken By Grand Jury, Other, Pardon - Prior to Adjudication Only, Peace Bond, Remanded, Set Aside/Voided, Sealed Records, Transfer, Drug Court Transfer, Vacated Judgment

ADMINISTRATIVE OFFICE OF THE COURTS

Research & Statistics

Annual Report FY 2021

Circuit Court - "Felony" Criminal Cases

SIMPSON

Sentence Information by Charge Disposition Type

27A.460 - (2)	Sentence Records	Jail or Prison Conditionally Discharged	Jail or Prison Suspended	Jail or Prison Time > 0	Net Costs > \$0.00	Net Fines > \$0.00	Net Home Incarceration Time	Net Home Incarceration Time Suspended	Net Probation Time Supervised	Net Probation Time Unsupervised	Net Suspended Costs > \$0.00	Net Suspended Fines > \$0.00	Other Conditions
Convicted	283	35 12.37%	192 67.84%	282 99.65%	20 7.07%	272 96.11%			192 67.84%				224 79.15%
Dismissed	2				2 100.00%								
Diverted	14		6 42.86%	6 42.86%	10 71.43%	6 42.86%			6 42.86%				6 42.86%
	299	35	198	288	32	278			198				230

27A.460 (2) Percentages of fines, imprisonment, or other penalty assessment;

* Percentages are based on total sentence records per category (convicted, acquitted...etc)

* There can be multiple sentence conditions to a single charge.

Plea Type

27A.460 - (5), (6)

		GUILTY	NOT GUILTY	UNKNOWN PLEA TYPE	TOTAL
Felony Charges	Original_Plea	-	27	401	428
		0.00%	6.31%	93.69%	100.00%
	Final_Plea	27	2	399	428
		6.31%	0.47%	93.22%	100.00%
Felony amended to Non-Felony	Original_Plea	-	-	12	12
		0.00%	0.00%	100.00%	100.00%
	Final_Plea	-	-	12	12
		0.00%	0.00%	100.00%	100.00%

27A.460 (5) Percentage of pleas as charges;

27A.460 (6) Percentage of pleas to reduce charges;

ADMINISTRATIVE OFFICE OF THE COURTS

Research & Statistics

Annual Report FY 2021

Circuit Court - "Felony" Criminal Cases

SIMPSON

Cases can have multiple charges which are heard either by a court trial, jury trial, no trial or by a combination of trial types. Depending upon the seriousness of the offense and the consequences of a guilty verdict, defendants in criminal cases have the constitutional right to a jury of their peers. In a jury trial, the Judge decides questions of law, and the jury decides whether the defendant is guilty or not guilty on each of the offense(s) charged. In a court trial, the judge decides questions of law and decides if guilty or not guilty on each offense(s) charges. The cases are categorized by how all the charges within the case were disposed. If all charges were disposed by the same trial type, it's counted in the separate category, otherwise, it's counted within the "Mixed Trial" category. If a charge had a nothing entered or it had "no trial" it's counted in the "No Trial" category.

Cases by Trial Type	27A.460 - (7), (8), (9), (10)	COURT TRIAL	NO TRIAL	Total
Felony Amended Down to Non-Felony		-	12 100.00%	12 100.00%
Felony Charges		1 0.36%	278 99.64%	279 100.00%
Felony Convictions		-	190 100.00%	190 100.00%

27A.460 (7) Percentage of disposition to guilty as charged by trial;
 27A.460 (8) Percentage of those found guilty of lesser charge by trial;
 27A.460 (9) Percentage of cases where jury trial taken;
 27A.460 (10) Percentage of trials which are bench (court) trials; and

**Shock Probation by
Disposition Type**

	27A.440 (3b)	Denied	Granted	Others	Total
0026090 SHOCK PROBATION IN FELONY CONVICTIONS		58 69.05%	24 28.57%	2 2.38%	84 100.0000%

27A.440 (3) Cases in which shock probation has been granted:
 (b) Extracted data on shock probation shall be placed in the annual report of the Administrative Office of the Courts.

ADMINISTRATIVE OFFICE OF THE COURTS

Research & Statistics

Annual Report FY 2021

Circuit Court - "Felony" Criminal Cases

SIMPSON

Youthful Offenders

Note: Per statute 635.020 (7) If a person who is eighteen (18) or older and before the court is charged with a felony that occurred prior to his eighteenth birthday, the court shall, upon motion of the county attorney made prior to adjudication, and after the county attorney has consulted with the Commonwealth's attorney, that the child be proceeded against as a youthful offender, proceed in accordance with the provisions of KRS 640.010.

The youthful offender data is pulled by looking at the circuit criminal cases with defendant's age calculated from date of birth to the case filing date, which is under 18, however, those eighteen(18) or older may not be accounted.

There were 7 felony level offenses and 0 non-felony level offenses disposed within 1 circuit criminal cases during the fiscal year. Non-felony offenses include misdemeanor, violation, local ordinance or other level offense(s) within those cases.

27A.460 - (11)		Charges	Cases
Felony		7	1
Felony amended to Non-Felony		-	

27A.460 (11) The number of juvenile offenders tried as an adult.

Of the 7 felony level offenses disposed within the youthful offender cases, 7 (100.00%) charges were convicted.

Youthful Offender	Convictions	Total
	7 100.00%	7 100.00%

Youthful Offender	GUILTY	Total
	7 100.00%	7 100.00%

ADMINISTRATIVE OFFICE OF THE COURTS

Research & Statistics

Annual Report FY 2021

Circuit Court - "Felony" Criminal Cases

SPENCER

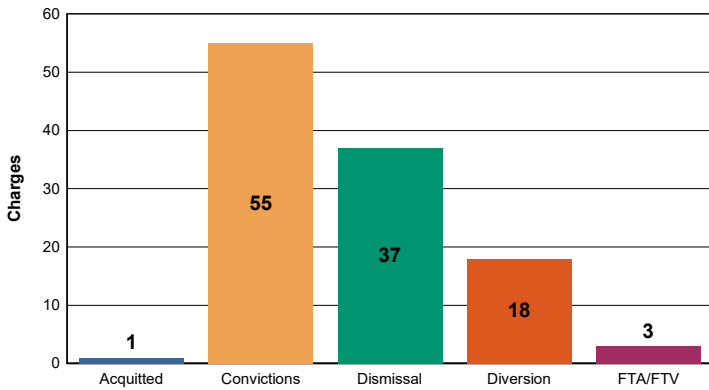
There were 114 felony level offenses and 1 non-felony level offenses disposed within 65 circuit criminal cases during the fiscal year. Non-felony offenses include misdemeanor, violation, local ordinance or other level offense(s) within those cases.

	Charges	Cases
Felony	114	65
Felony amended to Non-Felony	1	

Of those 114 felony offenses, 55 (48.25%) were convicted; 1 were acquitted (0.88%); and 37 (32.46%) were dismissed.

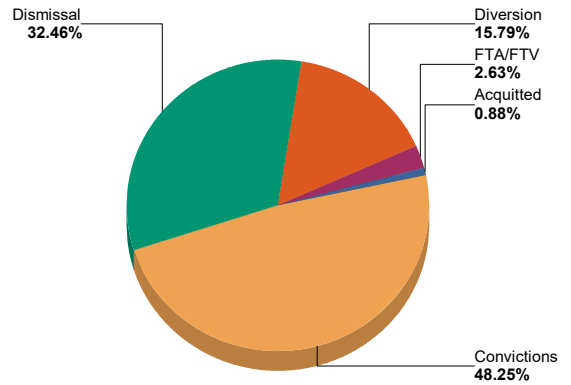
Felony Charges by Disposition Type

27A.460 - (1), (3), (4)



Percent of Charges by Disposition Type

27A.460 - (1), (3), (4)



27A.460 (1) Conviction percentages;

27A.460 (3) Percentage of acquittals;

27A.460(4) Percentage of dismissals;

* "Others" disposition type include: Denied, Extradition, Grand Jury, Granted, Hung Jury, Merged, Mistrial, No Action Taken By Grand Jury, Other, Pardon - Prior to Adjudication Only, Peace Bond, Remanded, Set Aside/Voided, Sealed Records, Transfer, Drug Court Transfer, Vacated Judgment

ADMINISTRATIVE OFFICE OF THE COURTS

Research & Statistics

Annual Report FY 2021

Circuit Court - "Felony" Criminal Cases

SPENCER

Sentence Information by Charge Disposition Type

27A.460 - (2)	Sentence Records	Jail or Prison Conditionally Discharged	Jail or Prison Suspended	Jail or Prison Time > 0	Net Costs > \$0.00	Net Fines > \$0.00	Net Home Incarceration Time	Net Home Incarceration Time Suspended	Net Probation Time Supervised	Net Probation Time Unsupervised	Net Suspended Costs > \$0.00	Net Suspended Fines > \$0.00	Other Conditions
Convicted	55	7 12.73%	38 69.09%	55 100.00%	16 29.09%	2 3.64%	-	-	35 63.64%	-	4 7.27%	-	24 43.64%
Dismissed	7	2 28.57%	-	2 28.57%	3 42.86%	-	-	-	-	-	-	-	6 85.71%
Diverted	15	3 20.00%	2 13.33%	5 33.33%	-	-	-	-	1 6.67%	-	-	-	15 100.00%
	77	12	40	62	19	2	-	-	36	-	4	-	45

27A.460 (2) Percentages of fines, imprisonment, or other penalty assessment;

* Percentages are based on total sentence records per category (convicted, acquitted...etc)

* There can be multiple sentence conditions to a single charge.

Plea Type

27A.460 - (5), (6)

		GUILTY	NOT GUILTY	UNKNOWN PLEA TYPE	TOTAL
Felony Charges	Original_Plea	- 0.00%	8 7.02%	106 92.98%	114 100.00%
	Final_Plea	8 7.02%	- 0.00%	106 92.98%	114 100.00%
Felony amended to Non-Felony	Original_Plea	- 0.00%	- 0.00%	1 100.00%	1 100.00%
	Final_Plea	- 0.00%	- 0.00%	1 100.00%	1 100.00%

27A.460 (5) Percentage of pleas as charges;

27A.460 (6) Percentage of pleas to reduce charges;

ADMINISTRATIVE OFFICE OF THE COURTS

Research & Statistics

Annual Report FY 2021

Circuit Court - "Felony" Criminal Cases

SPENCER

Cases can have multiple charges which are heard either by a court trial, jury trial, no trial or by a combination of trial types. Depending upon the seriousness of the offense and the consequences of a guilty verdict, defendants in criminal cases have the constitutional right to a jury of their peers. In a jury trial, the Judge decides questions of law, and the jury decides whether the defendant is guilty or not guilty on each of the offense(s) charged. In a court trial, the judge decides questions of law and decides if guilty or not guilty on each offense(s) charges. The cases are categorized by how all the charges within the case were disposed. If all charges were disposed by the same trial type, it's counted in the separate category, otherwise, it's counted within the "Mixed Trial" category. If a charge had a nothing entered or it had "no trial" it's counted in the "No Trial" category.

Cases by Trial Type	27A.460 - (7), (8), (9), (10)	NO TRIAL	Total
Felony Amended Down to Non-Felony	1	1	1
	100.00%	100.00%	100.00%
Felony Charges	65	65	65
	100.00%	100.00%	100.00%
Felony Convictions	26	26	26
	100.00%	100.00%	100.00%

*27A.460 (7) Percentage of disposition to guilty as charged by trial;
 27A.460 (8) Percentage of those found guilty of lesser charge by trial;
 27A.460 (9) Percentage of cases where jury trial taken;
 27A.460 (10) Percentage of trials which are bench (court) trials; and*

ADMINISTRATIVE OFFICE OF THE COURTS

Research & Statistics

Annual Report FY 2021

Circuit Court - "Felony" Criminal Cases

TAYLOR

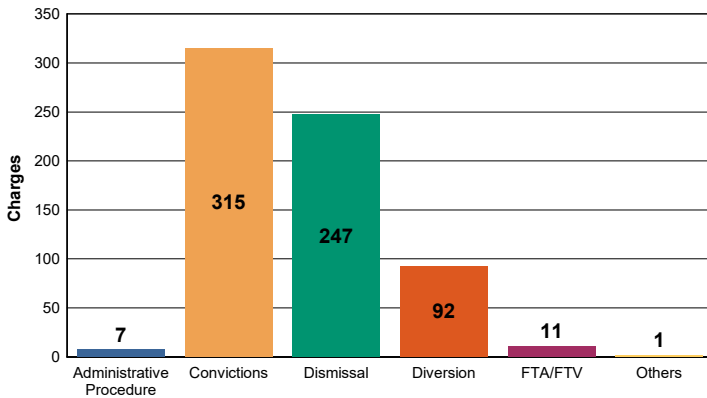
There were 673 felony level offenses and 73 non-felony level offenses disposed within 321 circuit criminal cases during the fiscal year. Non-felony offenses include misdemeanor, violation, local ordinance or other level offense(s) within those cases.

	Charges	Cases
Felony	673	321
Felony amended to Non-Felony	73	

Of those 673 felony offenses, 315 (46.81%) were convicted; were acquitted (%); and 247 (36.70%) were dismissed.

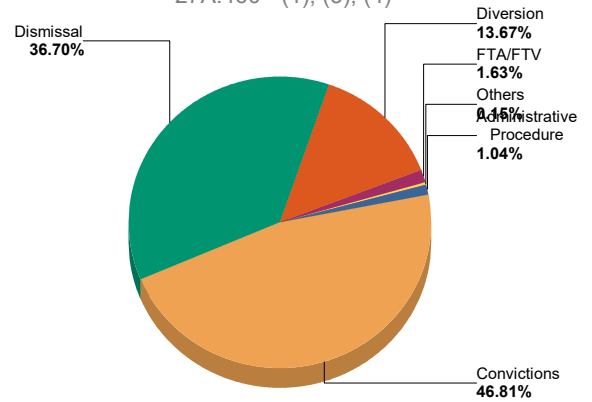
Felony Charges by Disposition Type

27A.460 - (1), (3), (4)



Percent of Charges by Disposition Type

27A.460 - (1), (3), (4)



27A.460 (1) Conviction percentages;

27A.460 (3) Percentage of acquittals;

27A.460(4) Percentage of dismissals;

* "Others" disposition type include: Denied, Extradition, Grand Jury, Granted, Hung Jury, Merged, Mistrial, No Action Taken By Grand Jury, Other, Pardon - Prior to Adjudication Only, Peace Bond, Remanded, Set Aside/Voided, Sealed Records, Transfer, Drug Court Transfer, Vacated Judgment

ADMINISTRATIVE OFFICE OF THE COURTS

Research & Statistics

Annual Report FY 2021

Circuit Court - "Felony" Criminal Cases

TAYLOR

Sentence Information by Charge Disposition Type

27A.460 - (2)	Sentence Records	Jail or Prison Conditionally Discharged	Jail or Prison Suspended	Jail or Prison Time > 0	Net Costs > \$0.00	Net Fines > \$0.00	Net Home Incarceration Time	Net Home Incarceration Time Suspended	Net Probation Time Supervised	Net Probation Time Unsupervised	Net Suspended Costs > \$0.00	Net Suspended Fines > \$0.00	Other Conditions
Convicted	314		150	314	128	3			147	3			78
			47.77%	100.00%	40.76%	0.96%			46.82%	0.96%			24.84%
	314		150	314	128	3			147	3			78

27A.460 (2) Percentages of fines, imprisonment, or other penalty assessment;

* Percentages are based on total sentence records per category (convicted, acquitted...etc)

* There can be multiple sentence conditions to a single charge.

Plea Type

	27A.460 - (5), (6)	UNKNOWN PLEA TYPE	TOTAL
Felony Charges	Original_Plea	673	673
		100.00%	100.00%
Felony amended to Non-Felony	Final_Plea	673	673
		100.00%	100.00%
Felony amended to Non-Felony	Original_Plea	73	73
		100.00%	100.00%
Felony amended to Non-Felony	Final_Plea	73	73
		100.00%	100.00%

27A.460 (5) Percentage of pleas as charges;

27A.460 (6) Percentage of pleas to reduce charges;

ADMINISTRATIVE OFFICE OF THE COURTS

Research & Statistics

Annual Report FY 2021

Circuit Court - "Felony" Criminal Cases

TAYLOR

Cases can have multiple charges which are heard either by a court trial, jury trial, no trial or by a combination of trial types. Depending upon the seriousness of the offense and the consequences of a guilty verdict, defendants in criminal cases have the constitutional right to a jury of their peers. In a jury trial, the Judge decides questions of law, and the jury decides whether the defendant is guilty or not guilty on each of the offense(s) charged. In a court trial, the judge decides questions of law and decides if guilty or not guilty on each offense(s) charges. The cases are categorized by how all the charges within the case were disposed. If all charges were disposed by the same trial type, it's counted in the separate category, otherwise, it's counted within the "Mixed Trial" category. If a charge had a nothing entered or it had "no trial" it's counted in the "No Trial" category.

Cases by Trial Type	27A.460 - (7), (8), (9), (10)	NO TRIAL	Total
Felony Amended Down to Non-Felony		42 100.00%	42 100.00%
Felony Charges		321 100.00%	321 100.00%
Felony Convictions		160 100.00%	160 100.00%

*27A.460 (7) Percentage of disposition to guilty as charged by trial;
 27A.460 (8) Percentage of those found guilty of lesser charge by trial;
 27A.460 (9) Percentage of cases where jury trial taken;
 27A.460 (10) Percentage of trials which are bench (court) trials; and*

**Shock Probation by
Disposition Type**

	27A.440 (3b)	Denied	Granted	Total
0026090 SHOCK PROBATION IN FELONY CONVICTIONS		31 81.58%	7 18.42%	38 100.0000%

27A.440 (3) Cases in which shock probation has been granted:
 (b) Extracted data on shock probation shall be placed in the annual report of the Administrative Office of the Courts.

ADMINISTRATIVE OFFICE OF THE COURTS

Research & Statistics

Annual Report FY 2021

Circuit Court - "Felony" Criminal Cases

TAYLOR

Youthful Offenders

Note: Per statute 635.020 (7) If a person who is eighteen (18) or older and before the court is charged with a felony that occurred prior to his eighteenth birthday, the court shall, upon motion of the county attorney made prior to adjudication, and after the county attorney has consulted with the Commonwealth's attorney, that the child be proceeded against as a youthful offender, proceed in accordance with the provisions of KRS 640.010.

The youthful offender data is pulled by looking at the circuit criminal cases with defendant's age calculated from date of birth to the case filing date, which is under 18, however, those eighteen(18) or older may not be accounted.

There were 7 felony level offenses and 0 non-felony level offenses disposed within 1 circuit criminal cases during the fiscal year. Non-felony offenses include misdemeanor, violation, local ordinance or other level offense(s) within those cases.

27A.460 - (11)		Charges	Cases
Felony		7	1
Felony amended to Non-Felony		-	

27A.460 (11) The number of juvenile offenders tried as an adult.

Of the 7 felony level offenses disposed within the youthful offender cases, 6 (85.71%) charges were convicted.

Youthful Offender	Convictions	Dismissal	Total
	Felony Charges by Disposition Type	6 85.71%	1 14.29%

Youthful Offender	GUILTY	Total
	Felony Charges Convicted by Disposition Type	6 100.00%

ADMINISTRATIVE OFFICE OF THE COURTS

Research & Statistics

Annual Report FY 2021

Circuit Court - "Felony" Criminal Cases

TODD

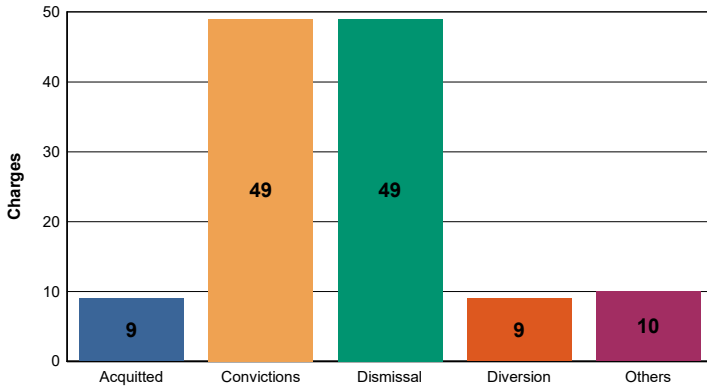
There were 126 felony level offenses and 10 non-felony level offenses disposed within 64 circuit criminal cases during the fiscal year. Non-felony offenses include misdemeanor, violation, local ordinance or other level offense(s) within those cases.

	Charges	Cases
Felony	126	64
Felony amended to Non-Felony	10	

Of those 126 felony offenses, 49 (38.89%) were convicted; 9 were acquitted (7.14%); and 49 (38.89%) were dismissed.

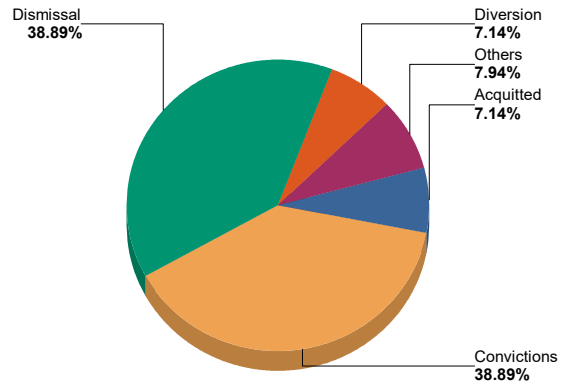
Felony Charges by Disposition Type

27A.460 - (1), (3), (4)



Percent of Charges by Disposition Type

27A.460 - (1), (3), (4)



27A.460 (1) Conviction percentages;

27A.460 (3) Percentage of acquittals;

27A.460(4) Percentage of dismissals;

* "Others" disposition type include: Denied, Extradition, Grand Jury, Granted, Hung Jury, Merged, Mistrial, No Action Taken By Grand Jury, Other, Pardon - Prior to Adjudication Only, Peace Bond, Remanded, Set Aside/Voided, Sealed Records, Transfer, Drug Court Transfer, Vacated Judgment

ADMINISTRATIVE OFFICE OF THE COURTS

Research & Statistics

Annual Report FY 2021

Circuit Court - "Felony" Criminal Cases

TODD

Sentence Information by Charge Disposition Type

27A.460 - (2)	Sentence Records	Jail or Prison Conditionally Discharged	Jail or Prison Suspended	Jail or Prison Time > 0	Net Costs > \$0.00	Net Fines > \$0.00	Net Home Incarceration Time	Net Home Incarceration Time Suspended	Net Probation Time Supervised	Net Probation Time Unsupervised	Net Suspended Costs > \$0.00	Net Suspended Fines > \$0.00	Other Conditions
Convicted	48	5 10.42%	14 29.17%	48 100.00%	19 39.58%				19 39.58%				23 47.92%
Dismissed	3				1 33.33%								3 100.00%
Diverted	9	5 55.56%	4 44.44%	9 100.00%	4 44.44%				9 100.00%				6 66.67%
Others	9	1 11.11%		1 11.11%	1 11.11%								9 100.00%
	69	11	18	58	25				28				41

27A.460 (2) Percentages of fines, imprisonment, or other penalty assessment;

* Percentages are based on total sentence records per category (convicted, acquitted...etc)

* There can be multiple sentence conditions to a single charge.

Plea Type

27A.460 - (5), (6)

		GUILTY	NOT GUILTY	UNKNOWN PLEA TYPE	TOTAL
Felony Charges	Original_Plea	14 11.11%	70 55.56%	42 33.33%	126 100.00%
	Final_Plea	51 40.48%	33 26.19%	42 33.33%	126 100.00%
Felony amended to Non-Felony	Original_Plea	-	9 90.00%	1 10.00%	10 100.00%
	Final_Plea	-	9 90.00%	1 10.00%	10 100.00%

27A.460 (5) Percentage of pleas as charges;

27A.460 (6) Percentage of pleas to reduce charges;

ADMINISTRATIVE OFFICE OF THE COURTS

Research & Statistics

Annual Report FY 2021

Circuit Court - "Felony" Criminal Cases

TODD

Cases can have multiple charges which are heard either by a court trial, jury trial, no trial or by a combination of trial types. Depending upon the seriousness of the offense and the consequences of a guilty verdict, defendants in criminal cases have the constitutional right to a jury of their peers. In a jury trial, the Judge decides questions of law, and the jury decides whether the defendant is guilty or not guilty on each of the offense(s) charged. In a court trial, the judge decides questions of law and decides if guilty or not guilty on each offense(s) charges. The cases are categorized by how all the charges within the case were disposed. If all charges were disposed by the same trial type, it's counted in the separate category, otherwise, it's counted within the "Mixed Trial" category. If a charge had a nothing entered or it had "no trial" it's counted in the "No Trial" category.

Cases by Trial Type	27A.460 - (7), (8), (9), (10)	NO TRIAL	Total
Felony Amended Down to Non-Felony		4 100.00%	4 100.00%
Felony Charges		64 100.00%	64 100.00%
Felony Convictions		35 100.00%	35 100.00%

*27A.460 (7) Percentage of disposition to guilty as charged by trial;
 27A.460 (8) Percentage of those found guilty of lesser charge by trial;
 27A.460 (9) Percentage of cases where jury trial taken;
 27A.460 (10) Percentage of trials which are bench (court) trials; and*

**Shock Probation by
Disposition Type**

	27A.440 (3b)	Granted	Total
0026090 SHOCK PROBATION IN FELONY CONVICTIONS		4 100.00%	4 100.0000%

27A.440 (3) Cases in which shock probation has been granted:
 (b) Extracted data on shock probation shall be placed in the annual report of the Administrative Office of the Courts.

ADMINISTRATIVE OFFICE OF THE COURTS

Research & Statistics

Annual Report FY 2021

Circuit Court - "Felony" Criminal Cases

TRIGG

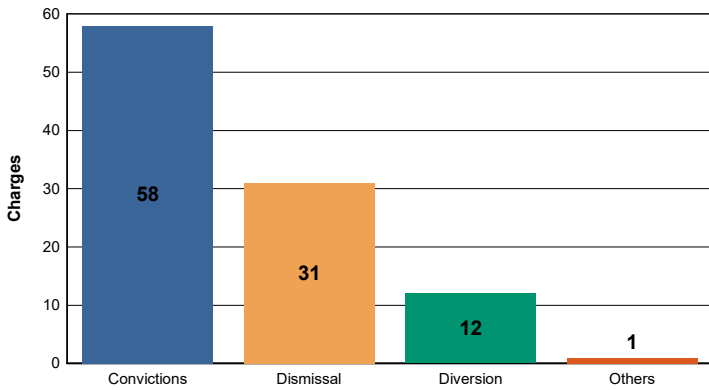
There were 102 felony level offenses and 10 non-felony level offenses disposed within 67 circuit criminal cases during the fiscal year. Non-felony offenses include misdemeanor, violation, local ordinance or other level offense(s) within those cases.

	Charges	Cases
Felony	102	67
Felony amended to Non-Felony	10	

Of those 102 felony offenses, 58 (56.86%) were convicted; were acquitted (%); and 31 (30.39%) were dismissed.

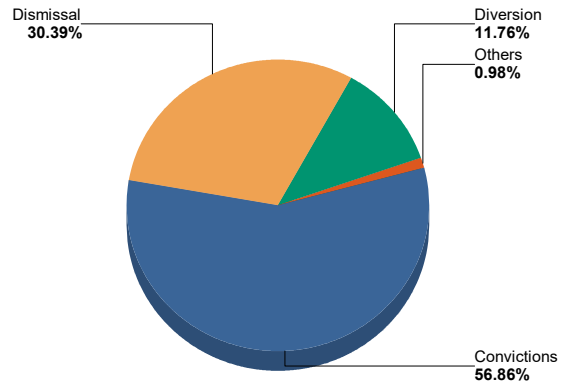
Felony Charges by Disposition Type

27A.460 - (1), (3), (4)



Percent of Charges by Disposition Type

27A.460 - (1), (3), (4)



27A.460 (1) Conviction percentages;

27A.460 (3) Percentage of acquittals;

27A.460(4) Percentage of dismissals;

* "Others" disposition type include: Denied, Extradition, Grand Jury, Granted, Hung Jury, Merged, Mistrial, No Action Taken By Grand Jury, Other, Pardon - Prior to Adjudication Only, Peace Bond, Remanded, Set Aside/Voided, Sealed Records, Transfer, Drug Court Transfer, Vacated Judgment

ADMINISTRATIVE OFFICE OF THE COURTS

Research & Statistics

Annual Report FY 2021

Circuit Court - "Felony" Criminal Cases

TRIGG

Sentence Information by Charge Disposition Type

27A.460 - (2)	Sentence Records	Jail or Prison Conditionally Discharged	Jail or Prison Suspended	Jail or Prison Time > 0	Net Costs > \$0.00	Net Fines > \$0.00	Net Home Incarceration Time	Net Home Incarceration Time Suspended	Net Probation Time Supervised	Net Probation Time Unsupervised	Net Suspended Costs > \$0.00	Net Suspended Fines > \$0.00	Other Conditions
Convicted	58		12 20.69%	58 100.00%	3 5.17%				12 20.69%				2 3.45%
Dismissed	3		1 33.33%	1 33.33%	2 66.67%					1 33.33%			
	61		13	59	5				12	1			2

27A.460 (2) Percentages of fines, imprisonment, or other penalty assessment;

* Percentages are based on total sentence records per category (convicted, acquitted...etc)

* There can be multiple sentence conditions to a single charge.

Plea Type

	27A.460 - (5), (6)	UNKNOWN PLEA TYPE	TOTAL
Felony Charges	Original_Plea	102 100.00%	102 100.00%
	Final_Plea	102 100.00%	102 100.00%
Felony amended to Non-Felony	Original_Plea	10 100.00%	10 100.00%
	Final_Plea	10 100.00%	10 100.00%

27A.460 (5) Percentage of pleas as charges;

27A.460 (6) Percentage of pleas to reduce charges;

ADMINISTRATIVE OFFICE OF THE COURTS

Research & Statistics

Annual Report FY 2021

Circuit Court - "Felony" Criminal Cases

TRIGG

Cases can have multiple charges which are heard either by a court trial, jury trial, no trial or by a combination of trial types. Depending upon the seriousness of the offense and the consequences of a guilty verdict, defendants in criminal cases have the constitutional right to a jury of their peers. In a jury trial, the Judge decides questions of law, and the jury decides whether the defendant is guilty or not guilty on each of the offense(s) charged. In a court trial, the judge decides questions of law and decides if guilty or not guilty on each offense(s) charges. The cases are categorized by how all the charges within the case were disposed. If all charges were disposed by the same trial type, it's counted in the separate category, otherwise, it's counted within the "Mixed Trial" category. If a charge had a nothing entered or it had "no trial" it's counted in the "No Trial" category.

Cases by Trial Type	27A.460 - (7), (8), (9), (10)	NO TRIAL	Total
Felony Amended Down to Non-Felony	9	9	9
	100.00%	100.00%	
Felony Charges	67	67	67
	100.00%	100.00%	
Felony Convictions	39	39	39
	100.00%	100.00%	

*27A.460 (7) Percentage of disposition to guilty as charged by trial;
 27A.460 (8) Percentage of those found guilty of lesser charge by trial;
 27A.460 (9) Percentage of cases where jury trial taken;
 27A.460 (10) Percentage of trials which are bench (court) trials; and*

**Shock Probation by
Disposition Type**

	Denied	Granted	Others	Total
27A.440 (3b)				
0026090 SHOCK PROBATION IN FELONY CONVICTIONS	11	14	1	26
	42.31%	53.85%	3.85%	100.0001%

27A.440 (3) Cases in which shock probation has been granted:
 (b) Extracted data on shock probation shall be placed in the annual report of the Administrative Office of the Courts.

ADMINISTRATIVE OFFICE OF THE COURTS

Research & Statistics

Annual Report FY 2021

Circuit Court - "Felony" Criminal Cases

TRIMBLE

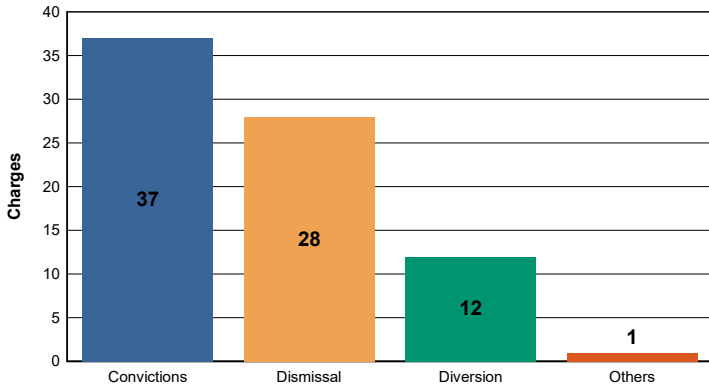
There were 78 felony level offenses and 3 non-felony level offenses disposed within 51 circuit criminal cases during the fiscal year. Non-felony offenses include misdemeanor, violation, local ordinance or other level offense(s) within those cases.

	Charges	Cases
Felony	78	51
Felony amended to Non-Felony	3	

Of those 78 felony offenses, 37 (47.44%) were convicted; were acquitted (%); and 28 (35.90%) were dismissed.

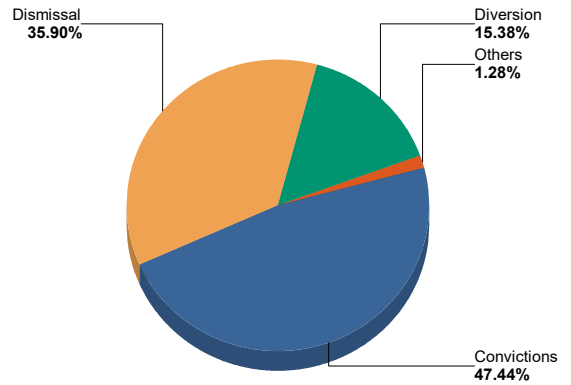
Felony Charges by Disposition Type

27A.460 - (1), (3), (4)



Percent of Charges by Disposition Type

27A.460 - (1), (3), (4)



27A.460 (1) Conviction percentages;

27A.460 (3) Percentage of acquittals;

27A.460(4) Percentage of dismissals;

* "Others" disposition type include: Denied, Extradition, Grand Jury, Granted, Hung Jury, Merged, Mistrial, No Action Taken By Grand Jury, Other, Pardon - Prior to Adjudication Only, Peace Bond, Remanded, Set Aside/Voided, Sealed Records, Transfer, Drug Court Transfer, Vacated Judgment

ADMINISTRATIVE OFFICE OF THE COURTS

Research & Statistics

Annual Report FY 2021

Circuit Court - "Felony" Criminal Cases

TRIMBLE

Sentence Information by Charge Disposition Type

27A.460 - (2)	Sentence Records	Jail or Prison Conditionally Discharged	Jail or Prison Suspended	Jail or Prison Time > 0	Net Costs > \$0.00	Net Fines > \$0.00	Net Home Incarceration Time	Net Home Incarceration Time Suspended	Net Probation Time Supervised	Net Probation Time Unsupervised	Net Suspended Costs > \$0.00	Net Suspended Fines > \$0.00	Other Conditions				
Convicted	32	23	31	19	2	3	8	1	24	71.88%	96.88%	59.38%	6.25%	9.38%	25.00%	3.13%	75.00%
Dismissed	6	6	6	5	-	2	1	1	6	100.00%	100.00%	83.33%	-	33.33%	16.67%	16.67%	100.00%
Diverted	12	12	12	9	-	2	-	-	11	100.00%	100.00%	75.00%	-	16.67%	-	-	91.67%
	50	41	49	33	2	-	-	2	6	-	9	1	41				

27A.460 (2) Percentages of fines, imprisonment, or other penalty assessment;

* Percentages are based on total sentence records per category (convicted, acquitted...etc)

* There can be multiple sentence conditions to a single charge.

Plea Type

27A.460 - (5), (6)		GUILTY	NOT GUILTY	TOTAL
Felony Charges	Original_Plea	28	50	78
		35.90%	64.10%	100.00%
Felony amended to Non-Felony	Final_Plea	48	30	78
		61.54%	38.46%	100.00%
Felony amended to Non-Felony	Original_Plea	-	3	3
		0.00%	100.00%	100.00%
Felony amended to Non-Felony	Final_Plea	-	3	3
		0.00%	100.00%	100.00%

27A.460 (5) Percentage of pleas as charges;

27A.460 (6) Percentage of pleas to reduce charges;

ADMINISTRATIVE OFFICE OF THE COURTS

Research & Statistics

Annual Report FY 2021

Circuit Court - "Felony" Criminal Cases

TRIMBLE

Cases can have multiple charges which are heard either by a court trial, jury trial, no trial or by a combination of trial types. Depending upon the seriousness of the offense and the consequences of a guilty verdict, defendants in criminal cases have the constitutional right to a jury of their peers. In a jury trial, the Judge decides questions of law, and the jury decides whether the defendant is guilty or not guilty on each of the offense(s) charged. In a court trial, the judge decides questions of law and decides if guilty or not guilty on each offense(s) charges. The cases are categorized by how all the charges within the case were disposed. If all charges were disposed by the same trial type, it's counted in the separate category, otherwise, it's counted within the "Mixed Trial" category. If a charge had a nothing entered or it had "no trial" it's counted in the "No Trial" category.

Cases by Trial Type	27A.460 - (7), (8), (9), (10)	NO TRIAL	Total
Felony Amended Down to Non-Felony		3 100.00%	3 100.00%
Felony Charges		51 100.00%	51 100.00%
Felony Convictions		25 100.00%	25 100.00%

27A.460 (7) Percentage of disposition to guilty as charged by trial;
 27A.460 (8) Percentage of those found guilty of lesser charge by trial;
 27A.460 (9) Percentage of cases where jury trial taken;
 27A.460 (10) Percentage of trials which are bench (court) trials; and

ADMINISTRATIVE OFFICE OF THE COURTS

Research & Statistics

Annual Report FY 2021

Circuit Court - "Felony" Criminal Cases

UNION

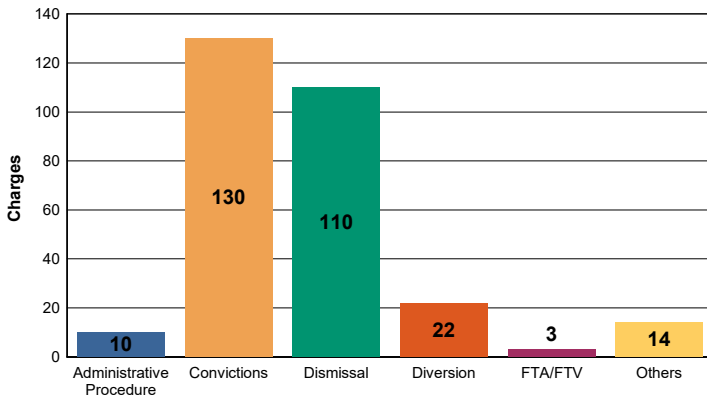
There were 289 felony level offenses and 8 non-felony level offenses disposed within 168 circuit criminal cases during the fiscal year. Non-felony offenses include misdemeanor, violation, local ordinance or other level offense(s) within those cases.

	Charges	Cases
Felony	289	168
Felony amended to Non-Felony	8	

Of those 289 felony offenses, 130 (44.98%) were convicted; were acquitted (%); and 110 (38.06%) were dismissed.

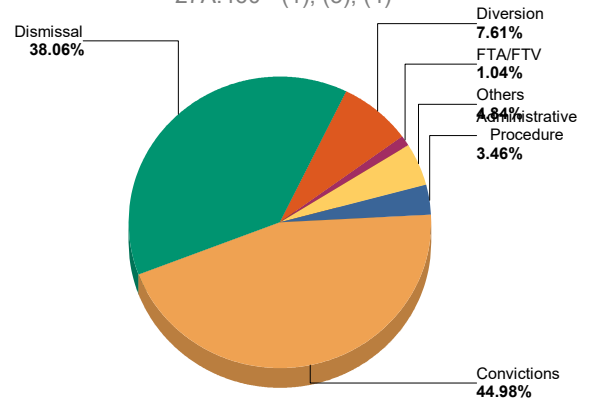
Felony Charges by Disposition Type

27A.460 - (1), (3), (4)



Percent of Charges by Disposition Type

27A.460 - (1), (3), (4)



27A.460 (1) Conviction percentages;

27A.460 (3) Percentage of acquittals;

27A.460(4) Percentage of dismissals;

* "Others" disposition type include: Denied, Extradition, Grand Jury, Granted, Hung Jury, Merged, Mistrial, No Action Taken By Grand Jury, Other, Pardon - Prior to Adjudication Only, Peace Bond, Remanded, Set Aside/Voided, Sealed Records, Transfer, Drug Court Transfer, Vacated Judgment

ADMINISTRATIVE OFFICE OF THE COURTS

Research & Statistics

Annual Report FY 2021

Circuit Court - "Felony" Criminal Cases

UNION

Sentence Information by Charge Disposition Type

27A.460 - (2)	Sentence Records	Jail or Prison Conditionally Discharged	Jail or Prison Suspended	Jail or Prison Time > 0	Net Costs > \$0.00	Net Fines > \$0.00	Net Home Incarceration Time	Net Home Incarceration Time Suspended	Net Probation Time Supervised	Net Probation Time Unsupervised	Net Suspended Costs > \$0.00	Net Suspended Fines > \$0.00	Other Conditions
Convicted	130		30 23.08%	130 100.00%	60 46.15%	1 0.77%			24 18.46%				36 27.69%
Dismissed	1				1 100.00%								
Diverted	5		1 20.00%	1 20.00%	4 80.00%				1 20.00%				
Others	5			4 80.00%	3 60.00%				1 20.00%				1 20.00%
	141		31	135	68	1			26				37

27A.460 (2) Percentages of fines, imprisonment, or other penalty assessment;

* Percentages are based on total sentence records per category (convicted, acquitted...etc)

* There can be multiple sentence conditions to a single charge.

Plea Type

27A.460 - (5), (6)

		GUILTY	NOT GUILTY	UNKNOWN PLEA TYPE	TOTAL
Felony Charges	Original_Plea	-	2 0.69%	287 99.31%	289 100.00%
	Final_Plea	2 0.69%	-	287 99.31%	289 100.00%
Felony amended to Non-Felony	Original_Plea	-	-	8 100.00%	8 100.00%
	Final_Plea	-	-	8 100.00%	8 100.00%

27A.460 (5) Percentage of pleas as charges;

27A.460 (6) Percentage of pleas to reduce charges;

ADMINISTRATIVE OFFICE OF THE COURTS

Research & Statistics

Annual Report FY 2021

Circuit Court - "Felony" Criminal Cases

UNION

Cases can have multiple charges which are heard either by a court trial, jury trial, no trial or by a combination of trial types. Depending upon the seriousness of the offense and the consequences of a guilty verdict, defendants in criminal cases have the constitutional right to a jury of their peers. In a jury trial, the Judge decides questions of law, and the jury decides whether the defendant is guilty or not guilty on each of the offense(s) charged. In a court trial, the judge decides questions of law and decides if guilty or not guilty on each offense(s) charges. The cases are categorized by how all the charges within the case were disposed. If all charges were disposed by the same trial type, it's counted in the separate category, otherwise, it's counted within the "Mixed Trial" category. If a charge had a nothing entered or it had "no trial" it's counted in the "No Trial" category.

Cases by Trial Type	27A.460 - (7), (8), (9), (10)	NO TRIAL	Total
Felony Amended Down to Non-Felony		7 100.00%	7 100.00%
Felony Charges		168 100.00%	168 100.00%
Felony Convictions		87 100.00%	87 100.00%

*27A.460 (7) Percentage of disposition to guilty as charged by trial;
 27A.460 (8) Percentage of those found guilty of lesser charge by trial;
 27A.460 (9) Percentage of cases where jury trial taken;
 27A.460 (10) Percentage of trials which are bench (court) trials; and*

**Shock Probation by
Disposition Type**

	27A.440 (3b)	Denied	Granted	Vacated	Total
0026090 SHOCK PROBATION IN FELONY CONVICTIONS		10 34.48%	18 62.07%	1 3.45%	29 100.0001%

27A.440 (3) Cases in which shock probation has been granted:
 (b) Extracted data on shock probation shall be placed in the annual report of the Administrative Office of the Courts.

ADMINISTRATIVE OFFICE OF THE COURTS

Research & Statistics

Annual Report FY 2021

Circuit Court - "Felony" Criminal Cases

WARREN

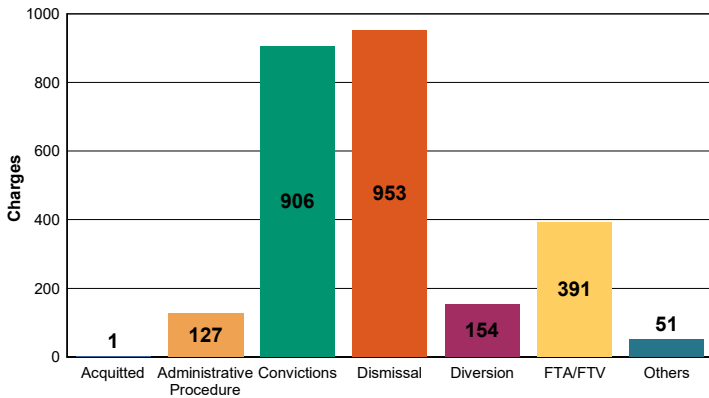
There were 2,583 felony level offenses and 86 non-felony level offenses disposed within 1,379 circuit criminal cases during the fiscal year. Non-felony offenses include misdemeanor, violation, local ordinance or other level offense(s) within those cases.

	Charges	Cases
Felony	2,583	1,379
Felony amended to Non-Felony	86	

Of those 2,583 felony offenses, 906 (35.08%) were convicted; 1 were acquitted (0.04%); and 953 (36.90%) were dismissed.

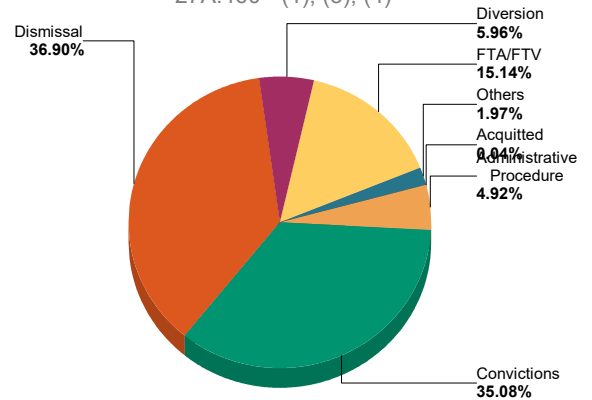
Felony Charges by Disposition Type

27A.460 - (1), (3), (4)



Percent of Charges by Disposition Type

27A.460 - (1), (3), (4)



27A.460 (1) Conviction percentages;

27A.460 (3) Percentage of acquittals;

27A.460(4) Percentage of dismissals;

* "Others" disposition type include: Denied, Extradition, Grand Jury, Granted, Hung Jury, Merged, Mistrial, No Action Taken By Grand Jury, Other, Pardon - Prior to Adjudication Only, Peace Bond, Remanded, Set Aside/Voided, Sealed Records, Transfer, Drug Court Transfer, Vacated Judgment

ADMINISTRATIVE OFFICE OF THE COURTS

Research & Statistics

Annual Report FY 2021

Circuit Court - "Felony" Criminal Cases

WARREN

Sentence Information by Charge Disposition Type

27A.460 - (2)	Sentence Records	Jail or Prison Conditionally Discharged	Jail or Prison Suspended	Jail or Prison Time > 0	Net Costs > \$0.00	Net Fines > \$0.00	Net Home Incarceration Time	Net Home Incarceration Time Suspended	Net Probation Time Supervised	Net Probation Time Unsupervised	Net Suspended Costs > \$0.00	Net Suspended Fines > \$0.00	Other Conditions
Convicted	892		391 43.83%	891 99.89%	531 59.53%	13 1.46%	2 0.22%		366 41.03%	25 2.80%			507 56.84%
Diverted	2				2 100.00%								
Others	7		7 100.00%	7 100.00%	1 14.29%				7 100.00%				7 100.00%
	901		398	898	534	13	2		373	25			514

27A.460 (2) Percentages of fines, imprisonment, or other penalty assessment;

* Percentages are based on total sentence records per category (convicted, acquitted...etc)

* There can be multiple sentence conditions to a single charge.

Plea Type

Plea Type	27A.460 - (5), (6)	GUILTY	NOT GUILTY	UNKNOWN PLEA TYPE	TOTAL
Felony Charges	Original_Plea	9 0.35%	790 30.58%	1,784 69.07%	2,583 100.00%
	Final_Plea	791 30.62%	8 0.31%	1,784 69.07%	2,583 100.00%
Felony amended to Non-Felony	Original_Plea	-	4 4.65%	82 95.35%	86 100.00%
	Final_Plea	2 2.33%	2 2.33%	82 95.35%	86 100.00%

27A.460 (5) Percentage of pleas as charges;

27A.460 (6) Percentage of pleas to reduce charges;

ADMINISTRATIVE OFFICE OF THE COURTS

Research & Statistics

Annual Report FY 2021

Circuit Court - "Felony" Criminal Cases

WARREN

Cases can have multiple charges which are heard either by a court trial, jury trial, no trial or by a combination of trial types. Depending upon the seriousness of the offense and the consequences of a guilty verdict, defendants in criminal cases have the constitutional right to a jury of their peers. In a jury trial, the Judge decides questions of law, and the jury decides whether the defendant is guilty or not guilty on each of the offense(s) charged. In a court trial, the judge decides questions of law and decides if guilty or not guilty on each offense(s) charges. The cases are categorized by how all the charges within the case were disposed. If all charges were disposed by the same trial type, it's counted in the separate category, otherwise, it's counted within the "Mixed Trial" category. If a charge had a nothing entered or it had "no trial" it's counted in the "No Trial" category.

Cases by Trial Type	27A.460 - (7), (8), (9), (10)	JURY TRIAL	NO TRIAL	Total
Felony Amended Down to Non-Felony		1 1.30%	76 98.70%	77 100.00%
Felony Charges		4 0.29%	1,376 99.78%	1,380 100.07%
Felony Convictions		3 0.47%	640 99.53%	643 100.00%

*27A.460 (7) Percentage of disposition to guilty as charged by trial;
 27A.460 (8) Percentage of those found guilty of lesser charge by trial;
 27A.460 (9) Percentage of cases where jury trial taken;
 27A.460 (10) Percentage of trials which are bench (court) trials; and*

**Shock Probation by
Disposition Type**

	27A.440 (3b)	Denied	Granted	Others	Withdrawn	Total
0026090 SHOCK PROBATION IN FELONY CONVICTIONS		398 68.03%	176 30.09%	1 0.17%	10 1.71%	585 100.0000%

27A.440 (3) Cases in which shock probation has been granted:
 (b) Extracted data on shock probation shall be placed in the annual report of the Administrative Office of the Courts.

ADMINISTRATIVE OFFICE OF THE COURTS

Research & Statistics

Annual Report FY 2021

Circuit Court - "Felony" Criminal Cases

WARREN

Youthful Offenders

Note: Per statute 635.020 (7) If a person who is eighteen (18) or older and before the court is charged with a felony that occurred prior to his eighteenth birthday, the court shall, upon motion of the county attorney made prior to adjudication, and after the county attorney has consulted with the Commonwealth's attorney, that the child be proceeded against as a youthful offender, proceed in accordance with the provisions of KRS 640.010.

The youthful offender data is pulled by looking at the circuit criminal cases with defendant's age calculated from date of birth to the case filing date, which is under 18, however, those eighteen(18) or older may not be accounted.

There were 2 felony level offenses and 0 non-felony level offenses disposed within 1 circuit criminal cases during the fiscal year. Non-felony offenses include misdemeanor, violation, local ordinance or other level offense(s) within those cases.

27A.460 - (11)		Charges	Cases
Felony		2	1
Felony amended to Non-Felony		-	

27A.460 (11) The number of juvenile offenders tried as an adult.

Of the 2 felony level offenses disposed within the youthful offender cases, 1 (50.00%) charges were convicted.

Youthful Offender	Convictions	Dismissal	Total
	Felony Charges by Disposition Type	1 50.00%	1 50.00%

Youthful Offender	GUILTY	Total
	Felony Charges Convicted by Disposition Type	1 100.00%

ADMINISTRATIVE OFFICE OF THE COURTS

Research & Statistics

Annual Report FY 2021

Circuit Court - "Felony" Criminal Cases

WASHINGTON

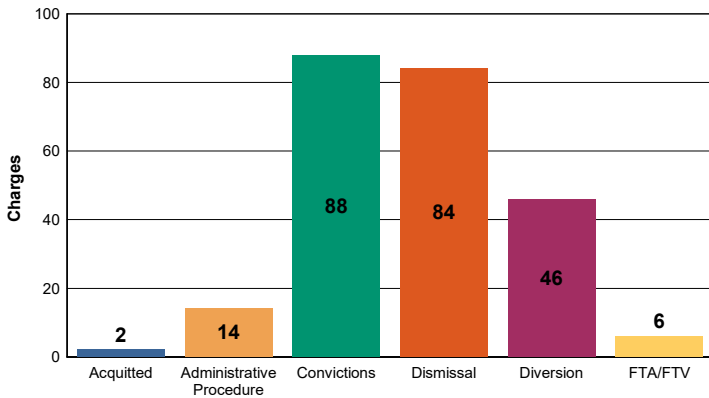
There were 240 felony level offenses and 22 non-felony level offenses disposed within 133 circuit criminal cases during the fiscal year. Non-felony offenses include misdemeanor, violation, local ordinance or other level offense(s) within those cases.

	Charges	Cases
Felony	240	133
Felony amended to Non-Felony	22	

Of those 240 felony offenses, 88 (36.67%) were convicted; 2 were acquitted (0.83%); and 84 (35.00%) were dismissed.

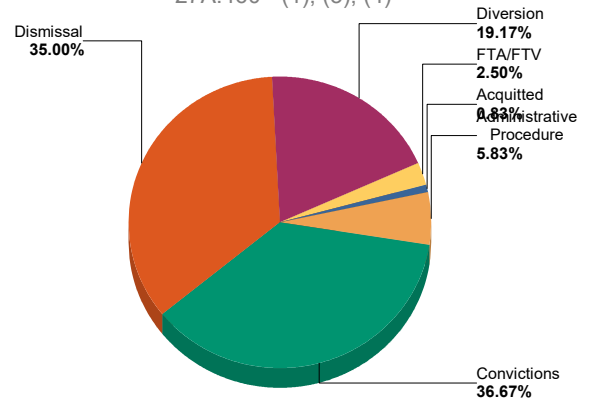
Felony Charges by Disposition Type

27A.460 - (1), (3), (4)



Percent of Charges by Disposition Type

27A.460 - (1), (3), (4)



27A.460 (1) Conviction percentages;

27A.460 (3) Percentage of acquittals;

27A.460(4) Percentage of dismissals;

* "Others" disposition type include: Denied, Extradition, Grand Jury, Granted, Hung Jury, Merged, Mistrial, No Action Taken By Grand Jury, Other, Pardon - Prior to Adjudication Only, Peace Bond, Remanded, Set Aside/Voided, Sealed Records, Transfer, Drug Court Transfer, Vacated Judgment

ADMINISTRATIVE OFFICE OF THE COURTS

Research & Statistics

Annual Report FY 2021

Circuit Court - "Felony" Criminal Cases

WASHINGTON

Sentence Information by Charge Disposition Type

27A.460 - (2)	Sentence Records	Jail or Prison Conditionally Discharged	Jail or Prison Suspended	Jail or Prison Time > 0	Net Costs > \$0.00	Net Fines > \$0.00	Net Home Incarceration Time	Net Home Incarceration Time Suspended	Net Probation Time Supervised	Net Probation Time Unsupervised	Net Suspended Costs > \$0.00	Net Suspended Fines > \$0.00	Other Conditions
Convicted	88	3 3.41%	21 23.86%	87 98.86%	44 50.00%	2 2.27%			22 25.00%	2 2.27%			46 52.27%
Dismissed	7	1 14.29%		1 14.29%	7 100.00%				1 14.29%				4 57.14%
Diverted	23				22 95.65%	2 8.70%							5 21.74%
	118	4	21	88	73	4			23	2			55

27A.460 (2) Percentages of fines, imprisonment, or other penalty assessment;

* Percentages are based on total sentence records per category (convicted, acquitted...etc)

* There can be multiple sentence conditions to a single charge.

Plea Type

27A.460 - (5), (6)		GUILTY	NOT GUILTY	UNKNOWN PLEA TYPE	TOTAL
Felony Charges	Original_Plea	4 1.67%	75 31.25%	161 67.08%	240 100.00%
	Final_Plea	77 32.08%	2 0.83%	161 67.08%	240 100.00%
Felony amended to Non-Felony	Original_Plea	-	2 9.09%	20 90.91%	22 100.00%
	Final_Plea	2 9.09%	-	20 90.91%	22 100.00%

27A.460 (5) Percentage of pleas as charges;

27A.460 (6) Percentage of pleas to reduce charges;

ADMINISTRATIVE OFFICE OF THE COURTS

Research & Statistics

Annual Report FY 2021

Circuit Court - "Felony" Criminal Cases

WASHINGTON

Cases can have multiple charges which are heard either by a court trial, jury trial, no trial or by a combination of trial types. Depending upon the seriousness of the offense and the consequences of a guilty verdict, defendants in criminal cases have the constitutional right to a jury of their peers. In a jury trial, the Judge decides questions of law, and the jury decides whether the defendant is guilty or not guilty on each of the offense(s) charged. In a court trial, the judge decides questions of law and decides if guilty or not guilty on each offense(s) charges. The cases are categorized by how all the charges within the case were disposed. If all charges were disposed by the same trial type, it's counted in the separate category, otherwise, it's counted within the "Mixed Trial" category. If a charge had a nothing entered or it had "no trial" it's counted in the "No Trial" category.

Cases by Trial Type	27A.460 - (7), (8), (9), (10)	JURY TRIAL	NO TRIAL	Total
Felony Amended Down to Non-Felony		-	16 100.00%	16 100.00%
Felony Charges		1 0.75%	132 99.25%	133 100.00%
Felony Convictions		-	48 100.00%	48 100.00%

*27A.460 (7) Percentage of disposition to guilty as charged by trial;
 27A.460 (8) Percentage of those found guilty of lesser charge by trial;
 27A.460 (9) Percentage of cases where jury trial taken;
 27A.460 (10) Percentage of trials which are bench (court) trials; and*

**Shock Probation by
Disposition Type**

	27A.440 (3b)	Denied	Granted	Total
0026090 SHOCK PROBATION IN FELONY CONVICTIONS		3 60.00%	2 40.00%	5 100.0000%

27A.440 (3) Cases in which shock probation has been granted:
 (b) Extracted data on shock probation shall be placed in the annual report of the Administrative Office of the Courts.

ADMINISTRATIVE OFFICE OF THE COURTS

Research & Statistics

Annual Report FY 2021

Circuit Court - "Felony" Criminal Cases

WAYNE

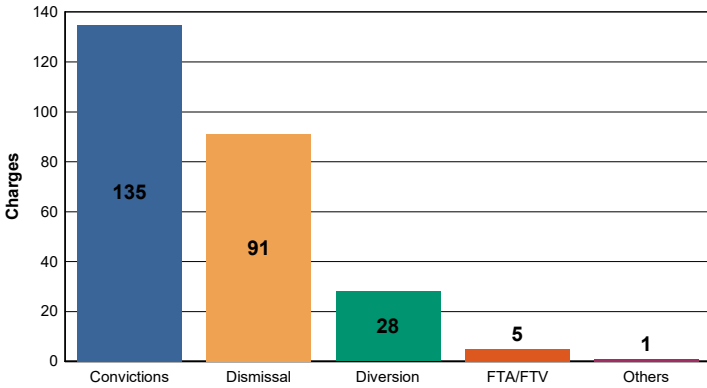
There were 260 felony level offenses and 8 non-felony level offenses disposed within 146 circuit criminal cases during the fiscal year. Non-felony offenses include misdemeanor, violation, local ordinance or other level offense(s) within those cases.

	Charges	Cases
Felony	260	146
Felony amended to Non-Felony	8	

Of those 260 felony offenses, 135 (51.92%) were convicted; were acquitted (%); and 91 (35.00%) were dismissed.

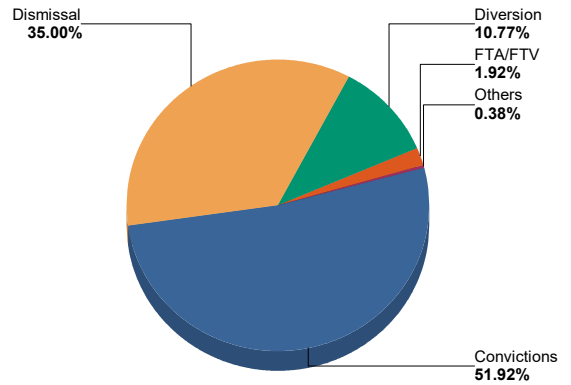
Felony Charges by Disposition Type

27A.460 - (1), (3), (4)



Percent of Charges by Disposition Type

27A.460 - (1), (3), (4)



27A.460 (1) Conviction percentages;

27A.460 (3) Percentage of acquittals;

27A.460(4) Percentage of dismissals;

* "Others" disposition type include: Denied, Extradition, Grand Jury, Granted, Hung Jury, Merged, Mistrial, No Action Taken By Grand Jury, Other, Pardon - Prior to Adjudication Only, Peace Bond, Remanded, Set Aside/Voided, Sealed Records, Transfer, Drug Court Transfer, Vacated Judgment

ADMINISTRATIVE OFFICE OF THE COURTS

Research & Statistics

Annual Report FY 2021

Circuit Court - "Felony" Criminal Cases

WAYNE

Sentence Information by Charge Disposition Type

27A.460 - (2)	Sentence Records	Jail or Prison Conditionally Discharged	Jail or Prison Suspended	Jail or Prison Time > 0	Net Costs > \$0.00	Net Fines > \$0.00	Net Home Incarceration Time	Net Home Incarceration Time Suspended	Net Probation Time Supervised	Net Probation Time Unsupervised	Net Suspended Costs > \$0.00	Net Suspended Fines > \$0.00	Other Conditions
Convicted	130		75	130	66		6		54	14	3		25
			57.69%	100.00%	50.77%		4.62%		41.54%	10.77%	2.31%		19.23%
	130		75	130	66		6		54	14	3		25

27A.460 (2) Percentages of fines, imprisonment, or other penalty assessment;

* Percentages are based on total sentence records per category (convicted, acquitted...etc)

* There can be multiple sentence conditions to a single charge.

Plea Type

27A.460 - (5), (6)		GUILTY	NOT GUILTY	UNKNOWN PLEA TYPE	TOTAL
Felony Charges	Original_Plea	4 1.54%	123 47.31%	133 51.15%	260 100.00%
	Final_Plea	123 47.31%	4 1.54%	133 51.15%	260 100.00%
Felony amended to Non-Felony	Original_Plea	-	-	8 100.00%	8 100.00%
	Final_Plea	-	-	8 100.00%	8 100.00%

27A.460 (5) Percentage of pleas as charges;

27A.460 (6) Percentage of pleas to reduce charges;

ADMINISTRATIVE OFFICE OF THE COURTS

Research & Statistics

Annual Report FY 2021

Circuit Court - "Felony" Criminal Cases

WAYNE

Cases can have multiple charges which are heard either by a court trial, jury trial, no trial or by a combination of trial types. Depending upon the seriousness of the offense and the consequences of a guilty verdict, defendants in criminal cases have the constitutional right to a jury of their peers. In a jury trial, the Judge decides questions of law, and the jury decides whether the defendant is guilty or not guilty on each of the offense(s) charged. In a court trial, the judge decides questions of law and decides if guilty or not guilty on each offense(s) charges. The cases are categorized by how all the charges within the case were disposed. If all charges were disposed by the same trial type, it's counted in the separate category, otherwise, it's counted within the "Mixed Trial" category. If a charge had a nothing entered or it had "no trial" it's counted in the "No Trial" category.

Cases by Trial Type	27A.460 - (7), (8), (9), (10)	NO TRIAL	Total
Felony Amended Down to Non-Felony		7 100.00%	7 100.00%
Felony Charges		146 100.00%	146 100.00%
Felony Convictions		74 100.00%	74 100.00%

*27A.460 (7) Percentage of disposition to guilty as charged by trial;
 27A.460 (8) Percentage of those found guilty of lesser charge by trial;
 27A.460 (9) Percentage of cases where jury trial taken;
 27A.460 (10) Percentage of trials which are bench (court) trials; and*

**Shock Probation by
Disposition Type**

	27A.440 (3b)	Denied	Granted	Total
0026090 SHOCK PROBATION IN FELONY CONVICTIONS		25 80.65%	6 19.35%	31 100.0000%

27A.440 (3) Cases in which shock probation has been granted:
 (b) Extracted data on shock probation shall be placed in the annual report of the Administrative Office of the Courts.

ADMINISTRATIVE OFFICE OF THE COURTS

Research & Statistics

Annual Report FY 2021

Circuit Court - "Felony" Criminal Cases

WEBSTER

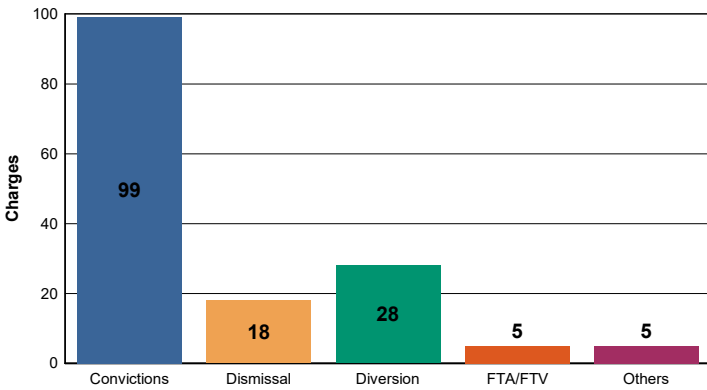
There were 155 felony level offenses and 6 non-felony level offenses disposed within 114 circuit criminal cases during the fiscal year. Non-felony offenses include misdemeanor, violation, local ordinance or other level offense(s) within those cases.

	Charges	Cases
Felony	155	114
Felony amended to Non-Felony	6	

Of those 155 felony offenses, 99 (63.87%) were convicted; were acquitted (%); and 18 (11.61%) were dismissed.

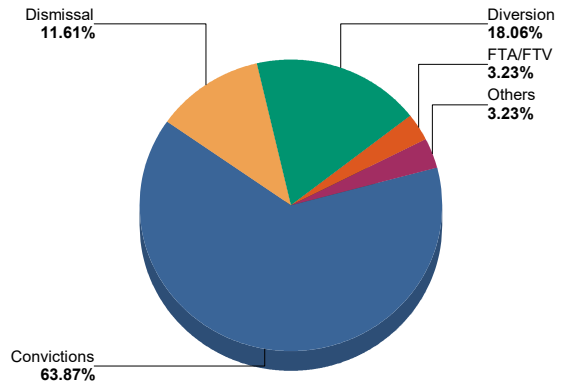
Felony Charges by Disposition Type

27A.460 - (1), (3), (4)



Percent of Charges by Disposition Type

27A.460 - (1), (3), (4)



27A.460 (1) Conviction percentages;

27A.460 (3) Percentage of acquittals;

27A.460(4) Percentage of dismissals;

* "Others" disposition type include: Denied, Extradition, Grand Jury, Granted, Hung Jury, Merged, Mistrial, No Action Taken By Grand Jury, Other, Pardon - Prior to Adjudication Only, Peace Bond, Remanded, Set Aside/Voided, Sealed Records, Transfer, Drug Court Transfer, Vacated Judgment

ADMINISTRATIVE OFFICE OF THE COURTS

Research & Statistics

Annual Report FY 2021

Circuit Court - "Felony" Criminal Cases

WEBSTER

Sentence Information by Charge Disposition Type

27A.460 - (2)	Sentence Records	Jail or Prison Conditionally Discharged	Jail or Prison Suspended	Jail or Prison Time > 0	Net Costs > \$0.00	Net Fines > \$0.00	Net Home Incarceration Time	Net Home Incarceration Time Suspended	Net Probation Time Supervised	Net Probation Time Unsupervised	Net Suspended Costs > \$0.00	Net Suspended Fines > \$0.00	Other Conditions
Convicted	99	27 27.27%		99 100.00%	48 48.48%	2 2.02%			9 9.09%				44 44.44%
Diverted	21				14 66.67%								14 66.67%
Others	2			1 50.00%									
	122	27		100	62	2			9				58

27A.460 (2) Percentages of fines, imprisonment, or other penalty assessment;

* Percentages are based on total sentence records per category (convicted, acquitted...etc)

* There can be multiple sentence conditions to a single charge.

Plea Type

27A.460 - (5), (6)		GUILTY	NOT GUILTY	UNKNOWN PLEA TYPE	TOTAL
Felony Charges	Original_Plea	- 0.00%	2 1.29%	153 98.71%	155 100.00%
	Final_Plea	2 1.29%	- 0.00%	153 98.71%	155 100.00%
Felony amended to Non-Felony	Original_Plea	- 0.00%	- 0.00%	6 100.00%	6 100.00%
	Final_Plea	- 0.00%	- 0.00%	6 100.00%	6 100.00%

27A.460 (5) Percentage of pleas as charges;

27A.460 (6) Percentage of pleas to reduce charges;

ADMINISTRATIVE OFFICE OF THE COURTS

Research & Statistics

Annual Report FY 2021

Circuit Court - "Felony" Criminal Cases

WEBSTER

Cases can have multiple charges which are heard either by a court trial, jury trial, no trial or by a combination of trial types. Depending upon the seriousness of the offense and the consequences of a guilty verdict, defendants in criminal cases have the constitutional right to a jury of their peers. In a jury trial, the Judge decides questions of law, and the jury decides whether the defendant is guilty or not guilty on each of the offense(s) charged. In a court trial, the judge decides questions of law and decides if guilty or not guilty on each offense(s) charges. The cases are categorized by how all the charges within the case were disposed. If all charges were disposed by the same trial type, it's counted in the separate category, otherwise, it's counted within the "Mixed Trial" category. If a charge had a nothing entered or it had "no trial" it's counted in the "No Trial" category.

Cases by Trial Type	27A.460 - (7), (8), (9), (10)	NO TRIAL	Total
Felony Amended Down to Non-Felony		5 100.00%	5 100.00%
Felony Charges		114 100.00%	114 100.00%
Felony Convictions		79 100.00%	79 100.00%

*27A.460 (7) Percentage of disposition to guilty as charged by trial;
 27A.460 (8) Percentage of those found guilty of lesser charge by trial;
 27A.460 (9) Percentage of cases where jury trial taken;
 27A.460 (10) Percentage of trials which are bench (court) trials; and*

**Shock Probation by
Disposition Type**

	27A.440 (3b)	Denied	Granted	Total
0026090 SHOCK PROBATION IN FELONY CONVICTIONS		5 38.46%	8 61.54%	13 100.0000%

27A.440 (3) Cases in which shock probation has been granted:
 (b) Extracted data on shock probation shall be placed in the annual report of the Administrative Office of the Courts.

ADMINISTRATIVE OFFICE OF THE COURTS

Research & Statistics

Annual Report FY 2021

Circuit Court - "Felony" Criminal Cases

WHITLEY

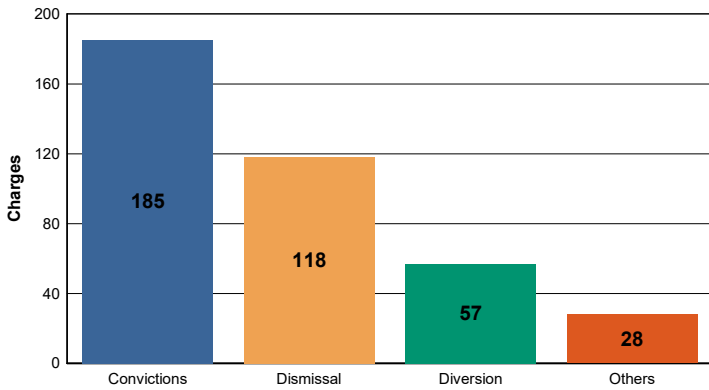
There were 388 felony level offenses and 10 non-felony level offenses disposed within 207 circuit criminal cases during the fiscal year. Non-felony offenses include misdemeanor, violation, local ordinance or other level offense(s) within those cases.

	Charges	Cases
Felony	388	207
Felony amended to Non-Felony	10	

Of those 388 felony offenses, 185 (47.68%) were convicted; were acquitted (%); and 118 (30.41%) were dismissed.

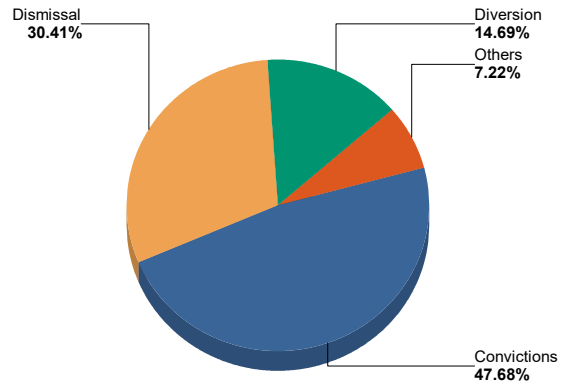
Felony Charges by Disposition Type

27A.460 - (1), (3), (4)



Percent of Charges by Disposition Type

27A.460 - (1), (3), (4)



27A.460 (1) Conviction percentages;

27A.460 (3) Percentage of acquittals;

27A.460(4) Percentage of dismissals;

* "Others" disposition type include: Denied, Extradition, Grand Jury, Granted, Hung Jury, Merged, Mistrial, No Action Taken By Grand Jury, Other, Pardon - Prior to Adjudication Only, Peace Bond, Remanded, Set Aside/Voided, Sealed Records, Transfer, Drug Court Transfer, Vacated Judgment

ADMINISTRATIVE OFFICE OF THE COURTS

Research & Statistics

Annual Report FY 2021

Circuit Court - "Felony" Criminal Cases

WHITLEY

Sentence Information by Charge Disposition Type

27A.460 - (2)	Sentence Records	Jail or Prison Conditionally Discharged	Jail or Prison Suspended	Jail or Prison Time > 0	Net Costs > \$0.00	Net Fines > \$0.00	Net Home Incarceration Time	Net Home Incarceration Time Suspended	Net Probation Time Supervised	Net Probation Time Unsupervised	Net Suspended Costs > \$0.00	Net Suspended Fines > \$0.00	Other Conditions
Convicted	183	82 44.81%		183 100.00%	102 55.74%	9 4.92%			78 42.62%	2 1.09%			16 8.74%
Dismissed	9	1 11.11%		1 11.11%	9 100.00%	1 11.11%			1 11.11%				2 22.22%
Diverted	34	1 2.94%		1 2.94%	34 100.00%				1 2.94%				4 11.76%
	226	84		185	145	10			80	2			22

27A.460 (2) Percentages of fines, imprisonment, or other penalty assessment;

* Percentages are based on total sentence records per category (convicted, acquitted...etc)

* There can be multiple sentence conditions to a single charge.

Plea Type

27A.460 - (5), (6)		GUILTY	NOT GUILTY	UNKNOWN PLEA TYPE	TOTAL
Felony Charges	Original_Plea	-	1	387	388
		0.00%	0.26%	99.74%	100.00%
	Final_Plea	1	-	387	388
		0.26%	0.00%	99.74%	100.00%
Felony amended to Non-Felony	Original_Plea	-	-	10	10
		0.00%	0.00%	100.00%	100.00%
	Final_Plea	-	-	10	10
		0.00%	0.00%	100.00%	100.00%

27A.460 (5) Percentage of pleas as charges;

27A.460 (6) Percentage of pleas to reduce charges;

ADMINISTRATIVE OFFICE OF THE COURTS

Research & Statistics

Annual Report FY 2021

Circuit Court - "Felony" Criminal Cases

WHITLEY

Cases can have multiple charges which are heard either by a court trial, jury trial, no trial or by a combination of trial types. Depending upon the seriousness of the offense and the consequences of a guilty verdict, defendants in criminal cases have the constitutional right to a jury of their peers. In a jury trial, the Judge decides questions of law, and the jury decides whether the defendant is guilty or not guilty on each of the offense(s) charged. In a court trial, the judge decides questions of law and decides if guilty or not guilty on each offense(s) charges. The cases are categorized by how all the charges within the case were disposed. If all charges were disposed by the same trial type, it's counted in the separate category, otherwise, it's counted within the "Mixed Trial" category. If a charge had a nothing entered or it had "no trial" it's counted in the "No Trial" category.

Cases by Trial Type	27A.460 - (7), (8), (9), (10)	NO TRIAL	Total
Felony Amended Down to Non-Felony		10 100.00%	10 100.00%
Felony Charges		207 100.00%	207 100.00%
Felony Convictions		112 100.00%	112 100.00%

*27A.460 (7) Percentage of disposition to guilty as charged by trial;
 27A.460 (8) Percentage of those found guilty of lesser charge by trial;
 27A.460 (9) Percentage of cases where jury trial taken;
 27A.460 (10) Percentage of trials which are bench (court) trials; and*

**Shock Probation by
Disposition Type**

	27A.440 (3b)	Denied	Granted	With drawn	Total
0026090 SHOCK PROBATION IN FELONY CONVICTIONS		15 83.33%	2 11.11%	1 5.56%	18 100.0000%

27A.440 (3) Cases in which shock probation has been granted:
 (b) Extracted data on shock probation shall be placed in the annual report of the Administrative Office of the Courts.

ADMINISTRATIVE OFFICE OF THE COURTS

Research & Statistics

Annual Report FY 2021

Circuit Court - "Felony" Criminal Cases

WOLFE

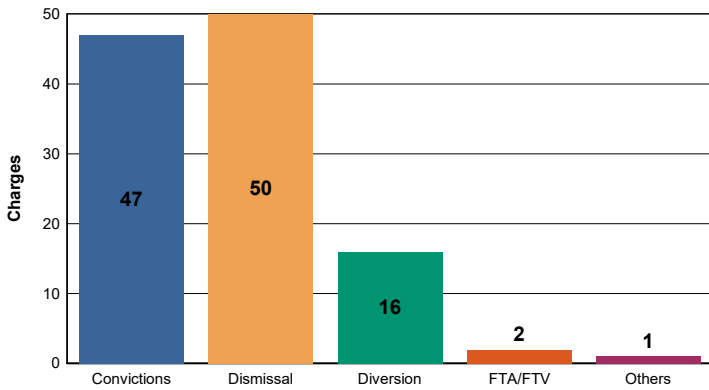
There were 116 felony level offenses and 4 non-felony level offenses disposed within 84 circuit criminal cases during the fiscal year. Non-felony offenses include misdemeanor, violation, local ordinance or other level offense(s) within those cases.

	Charges	Cases
Felony	116	84
Felony amended to Non-Felony	4	

Of those 116 felony offenses, 47 (40.52%) were convicted; were acquitted (%); and 50 (43.10%) were dismissed.

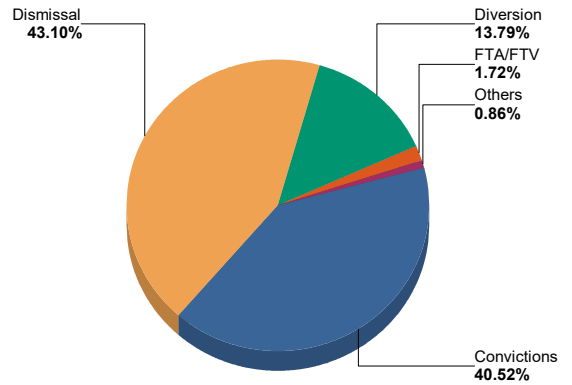
Felony Charges by Disposition Type

27A.460 - (1), (3), (4)



Percent of Charges by Disposition Type

27A.460 - (1), (3), (4)



27A.460 (1) Conviction percentages;

27A.460 (3) Percentage of acquittals;

27A.460(4) Percentage of dismissals;

* "Others" disposition type include: Denied, Extradition, Grand Jury, Granted, Hung Jury, Merged, Mistrial, No Action Taken By Grand Jury, Other, Pardon - Prior to Adjudication Only, Peace Bond, Remanded, Set Aside/Voided, Sealed Records, Transfer, Drug Court Transfer, Vacated Judgment

ADMINISTRATIVE OFFICE OF THE COURTS

Research & Statistics

Annual Report FY 2021

Circuit Court - "Felony" Criminal Cases

WOLFE

Sentence Information by Charge Disposition Type

27A.460 - (2)	Sentence Records	Jail or Prison Conditionally Discharged	Jail or Prison Suspended	Jail or Prison Time > 0	Net Costs > \$0.00	Net Fines > \$0.00	Net Home Incarceration Time	Net Home Incarceration Time Suspended	Net Probation Time Supervised	Net Probation Time Unsupervised	Net Suspended Costs > \$0.00	Net Suspended Fines > \$0.00	Other Conditions
Convicted	46		35 76.09%	46 100.00%	30 65.22%				34 73.91%	1 2.17%			32 69.57%
Dismissed	1	1 100.00%		1 100.00%						1 100.00%			1 100.00%
	47	1	35	47	30				34	2			33

27A.460 (2) Percentages of fines, imprisonment, or other penalty assessment;

* Percentages are based on total sentence records per category (convicted, acquitted...etc)

* There can be multiple sentence conditions to a single charge.

Plea Type

	27A.460 - (5), (6)	UNKNOWN PLEA TYPE	TOTAL
Felony Charges	Original_Plea	116 100.00%	116 100.00%
	Final_Plea	116 100.00%	116 100.00%
Felony amended to Non-Felony	Original_Plea	4 100.00%	4 100.00%
	Final_Plea	4 100.00%	4 100.00%

27A.460 (5) Percentage of pleas as charges;

27A.460 (6) Percentage of pleas to reduce charges;

ADMINISTRATIVE OFFICE OF THE COURTS

Research & Statistics

Annual Report FY 2021

Circuit Court - "Felony" Criminal Cases

WOLFE

Cases can have multiple charges which are heard either by a court trial, jury trial, no trial or by a combination of trial types. Depending upon the seriousness of the offense and the consequences of a guilty verdict, defendants in criminal cases have the constitutional right to a jury of their peers. In a jury trial, the Judge decides questions of law, and the jury decides whether the defendant is guilty or not guilty on each of the offense(s) charged. In a court trial, the judge decides questions of law and decides if guilty or not guilty on each offense(s) charges. The cases are categorized by how all the charges within the case were disposed. If all charges were disposed by the same trial type, it's counted in the separate category, otherwise, it's counted within the "Mixed Trial" category. If a charge had a nothing entered or it had "no trial" it's counted in the "No Trial" category.

Cases by Trial Type	27A.460 - (7), (8), (9), (10)	NO TRIAL	Total
Felony Amended Down to Non-Felony		4 100.00%	4 100.00%
Felony Charges		84 100.00%	84 100.00%
Felony Convictions		37 100.00%	37 100.00%

*27A.460 (7) Percentage of disposition to guilty as charged by trial;
 27A.460 (8) Percentage of those found guilty of lesser charge by trial;
 27A.460 (9) Percentage of cases where jury trial taken;
 27A.460 (10) Percentage of trials which are bench (court) trials; and*

**Shock Probation by
Disposition Type**

	27A.440 (3b)	Granted	Others	Total
0026090 SHOCK PROBATION IN FELONY CONVICTIONS		6 85.71%	1 14.29%	7 100.0000%

27A.440 (3) Cases in which shock probation has been granted:
 (b) Extracted data on shock probation shall be placed in the annual report of the Administrative Office of the Courts.

ADMINISTRATIVE OFFICE OF THE COURTS

Research & Statistics

Annual Report FY 2021

Circuit Court - "Felony" Criminal Cases

WOODFORD

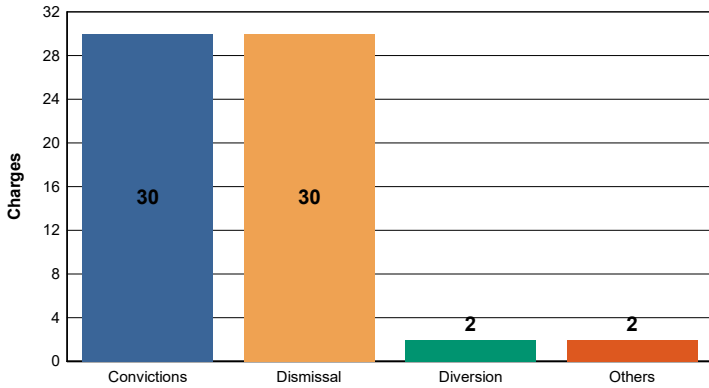
There were 64 felony level offenses and 5 non-felony level offenses disposed within 42 circuit criminal cases during the fiscal year. Non-felony offenses include misdemeanor, violation, local ordinance or other level offense(s) within those cases.

	Charges	Cases
Felony	64	42
Felony amended to Non-Felony	5	

Of those 64 felony offenses, 30 (46.88%) were convicted; were acquitted (%); and 30 (46.88%) were dismissed.

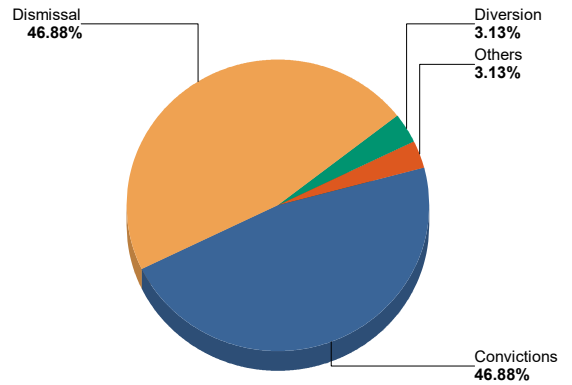
Felony Charges by Disposition Type

27A.460 - (1), (3), (4)



Percent of Charges by Disposition Type

27A.460 - (1), (3), (4)



27A.460 (1) Conviction percentages;

27A.460 (3) Percentage of acquittals;

27A.460(4) Percentage of dismissals;

* "Others" disposition type include: Denied, Extradition, Grand Jury, Granted, Hung Jury, Merged, Mistrial, No Action Taken By Grand Jury, Other, Pardon - Prior to Adjudication Only, Peace Bond, Remanded, Set Aside/Voided, Sealed Records, Transfer, Drug Court Transfer, Vacated Judgment

ADMINISTRATIVE OFFICE OF THE COURTS

Research & Statistics

Annual Report FY 2021

Circuit Court - "Felony" Criminal Cases

WOODFORD

Sentence Information by Charge Disposition Type

27A.460 - (2)	Sentence Records	Jail or Prison Conditionally Discharged	Jail or Prison Suspended	Jail or Prison Time > 0	Net Costs > \$0.00	Net Fines > \$0.00	Net Home Incarceration Time	Net Home Incarceration Time Suspended	Net Probation Time Supervised	Net Probation Time Unsupervised	Net Suspended Costs > \$0.00	Net Suspended Fines > \$0.00	Other Conditions
Convicted	29	22	29	12	75.86%	100.00%	41.38%	-	10	1	1	-	1
									34.48%	3.45%	3.45%		3.45%
Dismissed	3	1	1	1	33.33%	33.33%	33.33%	-	1	-	-	-	1
									33.33%				33.33%
Others	1	1	1	1	100.00%	100.00%	-	-	1	-	-	-	-
									100.00%				
	33	24	31	13	-	-	-	-	12	1	1	-	2

27A.460 (2) Percentages of fines, imprisonment, or other penalty assessment;

* Percentages are based on total sentence records per category (convicted, acquitted...etc)

* There can be multiple sentence conditions to a single charge.

Plea Type

Plea Type	27A.460 - (5), (6)	GUILTY		NOT GUILTY		UNKNOWN PLEA TYPE		TOTAL	
		Count	Percentage	Count	Percentage	Count	Percentage	Count	Percentage
Felony Charges	Original_Plea	-	0.00%	43	67.19%	21	32.81%	64	100.00%
	Final_Plea	30	46.88%	13	20.31%	21	32.81%	64	100.00%
Felony amended to Non-Felony	Original_Plea	-	0.00%	1	20.00%	4	80.00%	5	100.00%
	Final_Plea	-	0.00%	1	20.00%	4	80.00%	5	100.00%

27A.460 (5) Percentage of pleas as charges;

27A.460 (6) Percentage of pleas to reduce charges;

ADMINISTRATIVE OFFICE OF THE COURTS

Research & Statistics

Annual Report FY 2021

Circuit Court - "Felony" Criminal Cases

WOODFORD

Cases can have multiple charges which are heard either by a court trial, jury trial, no trial or by a combination of trial types. Depending upon the seriousness of the offense and the consequences of a guilty verdict, defendants in criminal cases have the constitutional right to a jury of their peers. In a jury trial, the Judge decides questions of law, and the jury decides whether the defendant is guilty or not guilty on each of the offense(s) charged. In a court trial, the judge decides questions of law and decides if guilty or not guilty on each offense(s) charges. The cases are categorized by how all the charges within the case were disposed. If all charges were disposed by the same trial type, it's counted in the separate category, otherwise, it's counted within the "Mixed Trial" category. If a charge had a nothing entered or it had "no trial" it's counted in the "No Trial" category.

Cases by Trial Type	27A.460 - (7), (8), (9), (10)	NO TRIAL	Total
Felony Amended Down to Non-Felony	5	5	5
	100.00%	100.00%	100.00%
Felony Charges	42	42	42
	100.00%	100.00%	100.00%
Felony Convictions	20	20	20
	100.00%	100.00%	100.00%

*27A.460 (7) Percentage of disposition to guilty as charged by trial;
 27A.460 (8) Percentage of those found guilty of lesser charge by trial;
 27A.460 (9) Percentage of cases where jury trial taken;
 27A.460 (10) Percentage of trials which are bench (court) trials; and*