



The Department of Information and Technology Services
Research and Statistics
1001 Vandalay Drive
Frankfort, KY 40601
(502) 573-2350

RATE OF APPEARANCE WITHIN TWO YEARS OF RELEASE CASES FROM SPECIFIED COUNTIES WITH PRETRIAL RELEASE CY 2017-2019

August 25, 2022

Statistics Request Overall Description

On August 5, Research & Statistics received a request for a report of Calendar Year (CY) 2017-2019 in a specified set of Kentucky Judicial Circuits and Districts:

- #3 – Christian County
- #5 – Crittenden, Union, and Webster Counties
- #22 – Fayette County
- #24 – Johnson, Lawrence, and Martin Counties
- #35 – Pike County

PRIM, the information system used by Pretrial Services, was queried for interview, case, and bond data for any case filed in any of the counties specified above for which the most recent bond indicated pretrial release from 1/1/2017 through 12/31/2019. Pretrial release includes bonds with types indicating Administrative Release, Non-Financial Release, Financial Release, or Indictment Summons (see definition for Release Outcome below). Any court appearances with Financial or Non-Financial Failure to Appear (FTA) related to these cases within two years of the case's release date were identified to define the Appearance Rate. Failure to Appear While in Custody was not considered FTA for the purpose of this report.

Statistical Report (22_PINS8013)

The report consists of six pages. The first page includes a bar chart visualization of the appearance rate in each jurisdiction (Circuit or District Court) and each county with separate rates indicated for Administrative Release, Non-Financial Release, Financial Release, and Indictment Summons. The total rate for each multi-county Circuit or District is included as a subtotal following the rates reported for each individual county. The total for each jurisdiction is also included, presenting the overall appearance rate for the requested counties.

The second and third pages present a visual representing the appearance rate within two years of release in the requested counties separately for releases CY 2017, 2018, and 2019. The third page presents District Court appearance rate, and the fourth page presents Circuit Court appearance rate. Each is represented by a square for each specified Release Outcome and CY of Pretrial Release. The size of the square indicates the number of cases released and the height of this square indicates the appearance rate within two years for these cases. This visual allows appearance rates to be compared over time, by County and by Release Outcome.

The fourth, fifth, and sixth pages present the data in cross-tabulations. The table on the fourth page includes District Court, the table on the fifth page includes Circuit Court, and the table on the sixth

**RATE OF APPEARANCE WITHIN TWO YEARS OF RELEASE
CASES FROM SPECIFIED COUNTIES WITH PRETRIAL RELEASE CY 2017-2019**

Statistical Report (22_PINS8013)

page includes totals for each jurisdiction. Each table provides the two-year appearance rate, number of cases including at least one FTA, number of cases including no FTA's, and the total number of cases. These figures are grouped by location (Circuit/District and County) and Release Outcome.

Statistical Analysis Considerations:

- These statistics represent a snapshot in time of the data as it existed on the date the report was generated (8/25/2022).
- Statistics in this report reflect numbers and percentages of cases entered in PRIM. A single pretrial interview (i.e., period in custody and subsequent release) may involve multiple cases and a single defendant may have multiple pretrial interviews during a given period of time.
- A single pretrial interview may include one or more cases from one or both jurisdictions. A case is not considered to have received pretrial release until all cases related to the same interview have received pretrial release.
- Release Outcome reporting excludes cases released per the 60 Day Rule. Four Circuit cases receiving Administrative Release have also been excluded.

Data Variables Requested

Database	Data Variable	Description
PRIM	Jurisdiction	The jurisdiction in which a criminal case was filed (Circuit or District Court).
	County	The county in which a case was filed.
	Custody End Date	The date on which a defendant is released from pretrial custody tracked as a pretrial interview. All cases must receive bond release or some other factor ending pretrial release (see Release Outcome). The custody end date is the earliest of any non-bond release or other release as indicated below. This report includes only those cases receiving Pretrial Release (Administrative Release, Non-Financial Release, or Financial Release). Custody End Date is reported by Calendar Year (CY – January 1 st through December 31 st).
	Release Outcome	An indication of the manner in which a defendant was released from pretrial custody: Administrative Release: Released with Administrative Release as described above. Defendants assessed as low or moderate risk; not charged with offenses identified as public safety concerns, contempt, probation violation, bail jumping, the violation of a protection order, and who have not previously

**RATE OF APPEARANCE WITHIN TWO YEARS OF RELEASE
CASES FROM SPECIFIED COUNTIES WITH PRETRIAL RELEASE CY 2017-2019**

Data Variables Requested

violated a condition of pretrial release or failed to appear in court may be released on their own recognizance without a bond hearing. The use of this option was discretionary per judge as of 11/1/2015 and became mandatory statewide on 1/1/2017. The specific criteria for Administrative Release have changed several times since initial implementation, including many changes implemented in response to the COVID-19 pandemic.

Non-Financial Release: Types of release in which no money or property must be posted prior to release.

- Release on Recognizance
- Surety
- Unsecured
- No Probable Cause
- 60-Day Rule

Financial Release: Types of release in which money or property must be posted prior to release.

- 10%
- Cash
- Guaranteed Arrest Bond Certificate
- Property
- Partially Secured or Percent Bond
- Stock and Bonds

Indictment Summons: Indicates that a defendant already released on a District Felony case was not brought back into custody following an indictment, but that the same release conditions were maintained by the Circuit Court and the defendant was issued a summons. There is no time in custody for this outcome.

Indictment: Indicates that pretrial custody on one or more District cases ended with an indictment to Circuit Court while the defendant was in pretrial custody.

Detained Until Disposition: Without being given pretrial release, the defendant was released upon the disposition of all cases in this interview from a given jurisdiction.

**RATE OF APPEARANCE WITHIN TWO YEARS OF RELEASE
CASES FROM SPECIFIED COUNTIES WITH PRETRIAL RELEASE CY 2017-2019**

Data Variables Requested		
		This report excludes: 60-Day Rule: Released after 60 days of pretrial custody on a District Court case.
	2 Year FTA %	The percentage of reported cases in which there was at least one Failure to Appear (FTA) within 730 days of the date of pretrial release.
	FTA Cases	The number of PRIM case entries in which there was at least one FTA within 730 days of release.
	No FTA Cases	The number of PRIM case entries in which there were no FTA's within 730 of release.
	Cases	The number of discrete entries in PRIM of a court case related to a Pretrial Interview. Each pretrial interview may relate to one or more cases and a single court case may be related to one or more separate pretrial interviews over time. The count of cases in this report counts cases separately when the same court case appears in multiple interviews.
	Pretrial Interview	The entity of analysis in PRIM representing a discrete period in Pretrial Custody for a single defendant and any pretrial release following this custody.

Disclaimer Associated with KCOJ/AOC Database(s) and Element(s)

RESEARCH AND STATISTICS DISCLAIMER for PRETRIAL SERVICES REQUESTS

The data from this report is provided from the Pretrial Services program. Information received from the Pretrial Services program's electronic case management system (PRIM) is subject to change(s), reprogramming, modification(s) of format and availability at the direction of the Administrative Office of the Courts (AOC), and may not at any particular moment reflect the true status of court cases due to ordinary limitation(s), delay(s) or error(s) in the system's operation.



ADMINISTRATIVE OFFICE OF THE COURTS
Research and Statistics

22_PINS8013


Rate of Appearance within Two Years of Release
Cases Filed in Specified Counties with Pretrial Release CY 2017-2019

Jurisdiction	CI/ DI #	Charge County	Release Outcome							
			Total		Administrative Release		Non-Financial Release		Financial Release	
District	#3 (Christian)	Total	21%	79%	22%	78%	22%	78%	17%	83%
		#5 (Crittenden, Union, Webster)	15%	85%	18%	82%	16%	84%	14%	86%
		UNION	14%	86%	15%	85%	11%	89%	14%	86%
		WEBSTER	14%	86%	15%	85%	12%	88%	16%	84%
		Total	14%	86%	16%	84%	12%	88%	15%	85%
	#22 (Fayette)	Total	19%	81%	33%	67%	12%	88%	15%	85%
	#24 (Johnson, Lawrence, Martin)	JOHNSON	25%	75%	27%	73%	26%	74%	15%	85%
		LAWRENCE	21%	79%	24%	76%	21%	79%	14%	86%
		MARTIN	18%	82%	19%	81%	18%	82%	4%	96%
		Total	22%	78%	23%	77%	23%	77%	12%	88%
#35 (Pike)	Total	33%	67%	33%	67%	27%	73%	36%	64%	
Total	Total	22%	78%	29%	71%	20%	80%	21%	79%	

Jurisdiction	CI/ DI #	Charge County	Release Outcome							
			Total		Indictment Summons		Non-Financial Release		Financial Release	
Circuit	#3 (Christian)	Total	21%	79%	19%	81%	23%	77%	14%	86%
		#5 (Crittenden, Union, Webster)	9%	91%	6%	94%	20%	80%	12%	88%
		UNION	12%	88%	12%	88%	29%	71%	9%	91%
		WEBSTER	23%	77%	36%	64%	25%	75%	6%	94%
		Total	15%	85%	18%	82%	27%	73%	9%	91%
	#22 (Fayette)	Total	35%	65%	45%	55%	32%	68%	30%	70%
	#24 (Johnson, Lawrence, Martin)	JOHNSON	21%	79%			21%	79%	22%	78%
		LAWRENCE	23%	77%		100%	23%	77%	24%	76%
		MARTIN	21%	79%	29%	71%	21%	79%	23%	77%
		Total	22%	78%	25%	75%	22%	78%	23%	77%
#35 (Pike)	Total	33%	67%	32%	68%	33%	67%	35%	65%	
Total	Total	28%	72%	32%	68%	26%	74%	27%	73%	

FTA within Two Years

■ FTA ■ No FTA



Statistical Analysis Considerations

* Data provided from the Pretrial Information Management System.

* Statistics in this report reflect numbers and percentages of cases entered in PRIM. A single pretrial interview (i.e. period in custody and subsequent release) may involve multiple cases and a single defendant may have multiple pretrial interviews during a given period of time.

Run Date:

8/26/2022

Page 1 of 6



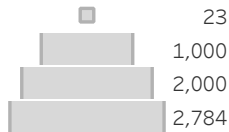
ADMINISTRATIVE OFFICE OF THE COURTS
Research and Statistics

22_PINS8013

Rate of Appearance within Two Years of Release
Cases Filed in Specified Counties with Pretrial Release CY 2017-2019

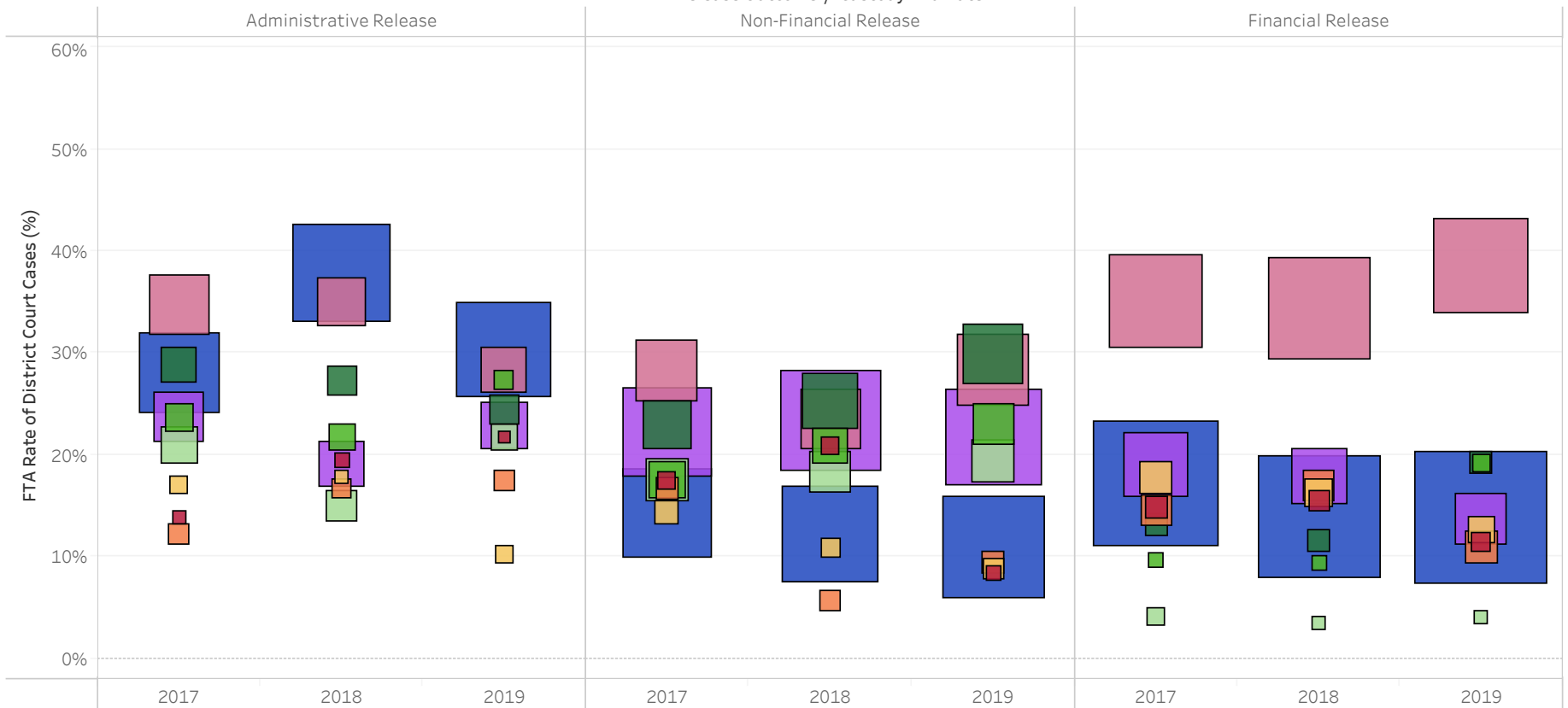
District Court

Size - Total Cases (FTA & No FTA)



- #22 (Fayette), FAYETTE
- #24 (Johnson, Lawrence, Martin), LAWRENCE
- #3 (Christian), CHRISTIAN
- #5 (Crittenden, Union, Webster), UNION
- #35 (Pike), PIKE
- #5 (Crittenden, Union, Webster), WEBSTER
- #24 (Johnson, Lawrence, Martin), MARTIN
- #5 (Crittenden, Union, Webster), CRITTENDEN
- #24 (Johnson, Lawrence, Martin), JOHNSON

Release Outcome / Custody End Date



Statistical Analysis Considerations

* Data provided from the Pretrial Information Management System.

* Statistics in this report reflect numbers and percentages of cases entered in PRIM. A single pretrial interview (i.e. period in custody and subsequent release) may involve multiple cases and a single defendant may have multiple pretrial interviews during a given period of time.

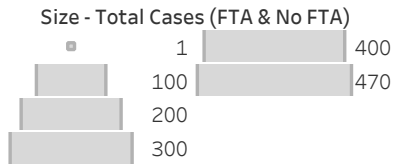


ADMINISTRATIVE OFFICE OF THE COURTS
Research and Statistics

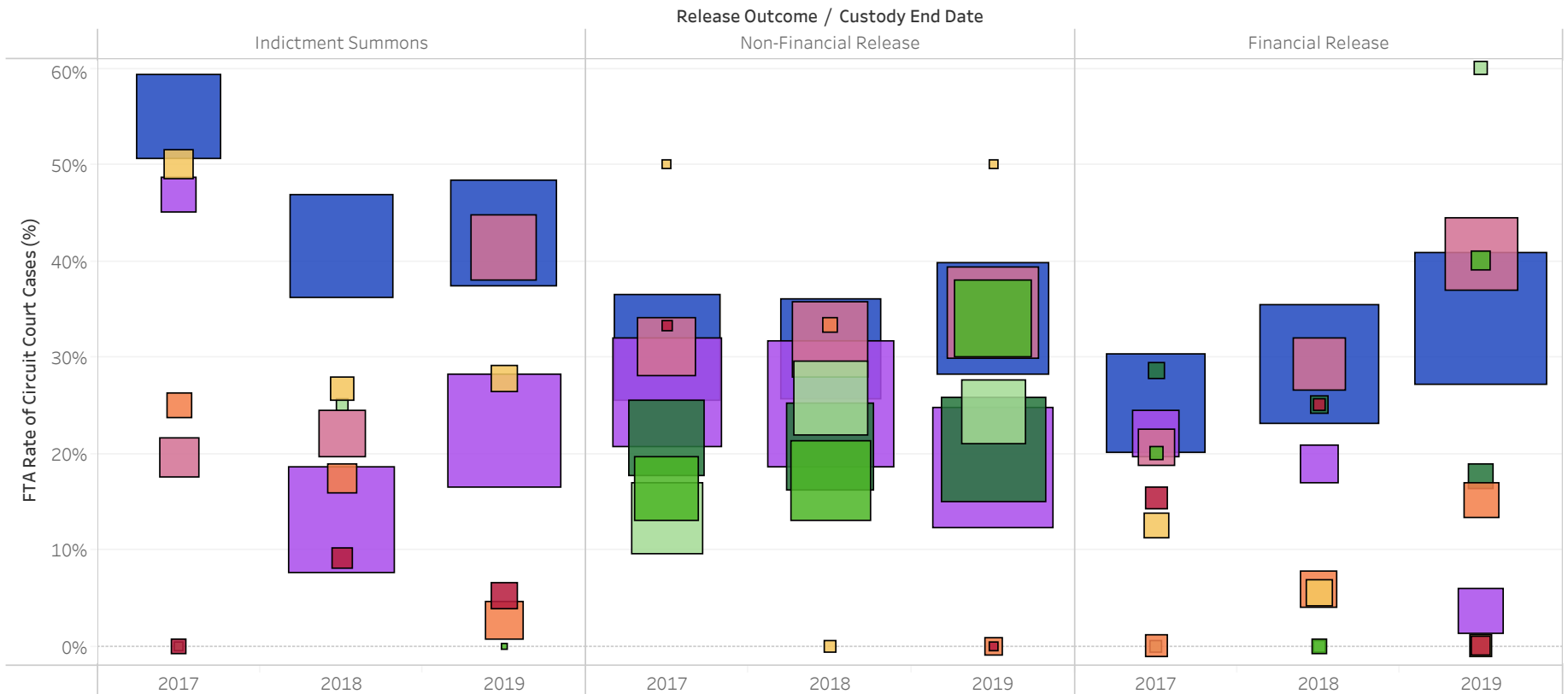
22_PINS8013

Rate of Appearance within Two Years of Release
Cases Filed in Specified Counties with Pretrial Release CY 2017-2019

Circuit Court



- #22 (Fayette), FAYETTE
- #24 (Johnson, Lawrence, Martin), LAWRENCE
- #3 (Christian), CHRISTIAN
- #5 (Crittenden, Union, Webster), UNION
- #35 (Pike), PIKE
- #5 (Crittenden, Union, Webster), WEBSTER
- #24 (Johnson, Lawrence, Martin), JOHNSON
- #5 (Crittenden, Union, Webster), CRITTENDEN
- #24 (Johnson, Lawrence, Martin), MARTIN



Not shown above: Union County CY 2017 Non-Financial Release 100% FTA Rate (3 cases) and Martin County CY 2019 Indictment Summons 100% FTA Rate (1 case).

Statistical Analysis Considerations

* Data provided from the Pretrial Information Management System.

* Statistics in this report reflect numbers and percentages of cases entered in PRIM. A single pretrial interview (i.e. period in custody and subsequent release) may involve multiple cases and a single defendant may have multiple pretrial interviews during a given period of time.



ADMINISTRATIVE OFFICE OF THE COURTS
Research and Statistics

Rate of Appearance within Two Years of Release
Cases Filed in Specified Counties with Pretrial Release CY 2017-2019

District Court			Custody End Date												Grand Total			
			2017				2018				2019							
CI / DI #	Charge County	Release Outcome	2 Year FTA %	FTA Cases	No FTA Cases	Total Cases	2 Year FTA %	FTA Cases	No FTA Cases	Total Cases	2 Year FTA %	FTA Cases	No FTA Cases	Total Cases	2 Year FTA %	FTA Cases	No FTA Cases	Total Cases
#3 (Christian)	CHRISTIAN	Administrative Release	24%	90	290	380	19%	61	260	321	23%	77	260	337	22%	228	810	1,038
		Non-Financial Release	22%	279	981	1,260	23%	377	1,235	1,612	22%	312	1,127	1,439	22%	968	3,343	4,311
		Financial Release	19%	122	522	644	18%	86	396	482	14%	55	347	402	17%	263	1,265	1,528
		Total	21%	491	1,793	2,284	22%	524	1,891	2,415	20%	444	1,734	2,178	21%	1,459	5,418	6,877
#5 (Crittenden, Union, Webster)	CRITTENDEN	Administrative Release	14%	4	25	29	19%	6	25	31	22%	5	18	23	18%	15	68	83
		Non-Financial Release	17%	8	38	46	21%	10	38	48	8%	3	33	36	16%	21	109	130
		Financial Release	15%	11	63	74	15%	10	55	65	11%	7	54	61	14%	28	172	200
		Total	15%	23	126	149	18%	26	118	144	13%	15	105	120	15%	64	349	413
	UNION	Administrative Release	12%	8	58	66	17%	10	50	60	17%	12	57	69	15%	30	165	195
		Non-Financial Release	17%	13	65	78	6%	4	66	70	9%	7	67	74	11%	24	198	222
		Financial Release	14%	22	130	152	17%	24	118	142	11%	17	138	155	14%	63	386	449
		Total	15%	43	253	296	14%	38	234	272	12%	36	262	298	14%	117	749	866
	WEBSTER	Administrative Release	17%	8	39	47	18%	5	23	28	10%	5	44	49	15%	18	106	124
		Non-Financial Release	14%	12	72	84	11%	6	49	55	9%	6	62	68	12%	24	183	207
		Financial Release	18%	29	135	164	16%	19	98	117	13%	14	97	111	16%	62	330	392
		Total	17%	49	246	295	15%	30	170	200	11%	25	203	228	14%	104	619	723
#22 (Fayette)	FAYETTE	Administrative Release	28%	285	731	1,016	38%	577	949	1,526	30%	426	981	1,407	33%	1,288	2,661	3,949
		Non-Financial Release	14%	179	1,074	1,253	12%	176	1,264	1,440	11%	181	1,481	1,662	12%	536	3,819	4,355
		Financial Release	17%	421	2,033	2,454	14%	325	2,013	2,338	14%	383	2,401	2,784	15%	1,129	6,447	7,576
		Total	19%	885	3,838	4,723	20%	1,078	4,226	5,304	17%	990	4,863	5,853	19%	2,953	12,927	15,880
#24 (Johnson, Lawrence, Martin)	JOHNSON	Administrative Release	29%	54	134	188	27%	37	99	136	24%	33	102	135	27%	124	335	459
		Non-Financial Release	23%	83	279	362	25%	124	368	492	30%	169	397	566	26%	376	1,044	1,420
		Financial Release	13%	10	66	76	12%	9	69	78	19%	15	63	78	15%	34	198	232
		Total	23%	147	479	626	24%	170	536	706	28%	217	562	779	25%	534	1,577	2,111
	LAWRENCE	Administrative Release	24%	29	94	123	22%	23	83	106	27%	15	40	55	24%	67	217	284
		Non-Financial Release	17%	37	175	212	21%	42	159	201	23%	62	208	270	21%	141	542	683
		Financial Release	10%	3	28	31	9%	3	29	32	19%	9	38	47	14%	15	95	110
		Total	19%	69	297	366	20%	68	271	339	23%	86	286	372	21%	223	854	1,077
	MARTIN	Administrative Release	21%	43	163	206	15%	22	125	147	22%	23	83	106	19%	88	371	459
		Non-Financial Release	18%	50	235	285	18%	47	210	257	19%	53	221	274	18%	150	666	816
		Financial Release	4%	2	46	48	3%	1	28	29	4%	1	24	25	4%	4	98	102
		Total	18%	95	444	539	16%	70	363	433	19%	77	328	405	18%	242	1,135	1,377
#35 (Pike)	PIKE	Administrative Release	35%	191	359	550	35%	130	242	372	28%	89	225	314	33%	410	826	1,236
		Non-Financial Release	28%	170	433	603	24%	134	436	570	28%	225	571	796	27%	529	1,440	1,969
		Financial Release	35%	476	884	1,360	34%	569	1,091	1,660	39%	540	862	1,402	36%	1,585	2,837	4,422
		Total	33%	837	1,676	2,513	32%	833	1,769	2,602	34%	854	1,658	2,512	33%	2,524	5,103	7,627

Statistical Analysis Considerations

* Data provided from the Pretrial Information Management System.

* Statistics in this report reflect numbers and percentages of cases entered in PRIM. A single pretrial interview (i.e. period in custody and subsequent release) may involve multiple cases and a single defendant may have multiple pretrial interviews during a given period of time.

Run Date:

8/26/2022

Page 4 of 6



ADMINISTRATIVE OFFICE OF THE COURTS
Research and Statistics

22_PINS8013

Rate of Appearance within Two Years of Release
Cases Filed in Specified Counties with Pretrial Release CY 2017-2019

Circuit Court			Custody End Date												Total			
			2017				2018				2019							
CI / DI #	Charge County	Release Outcome	2 Year FTA %	FTA Cases	No FTA Cases	Total Cases	2 Year FTA %	FTA Cases	No FTA Cases	Total Cases	2 Year FTA %	FTA Cases	No FTA Cases	Total Cases	2 Year FTA %	FTA Cases	No FTA Cases	Total Cases
#3 (Christian)	CHRISTIAN	Indictment Summons	47%	15	17	32	13%	39	259	298	22%	78	270	348	19%	132	546	678
		Non-Financial Release	26%	85	237	322	25%	108	322	430	19%	73	320	393	23%	266	879	1,145
		Financial Release	22%	13	46	59	19%	7	30	37	4%	2	54	56	14%	22	130	152
		Total	27%	113	300	413	20%	154	611	765	19%	153	644	797	21%	420	1,555	1,975
#5 (Crittenden, Union, Webster)	CRITTENDEN	Indictment Summons	0%	0	6	6	9%	1	10	11	5%	1	18	19	6%	2	34	36
		Non-Financial Release	33%	1	2	3					0%	0	2	2	20%	1	4	5
		Financial Release	15%	2	11	13	25%	1	3	4	0%	0	9	9	12%	3	23	26
		Total	14%	3	19	22	13%	2	13	15	3%	1	29	30	9%	6	61	67
	UNION	Indictment Summons	25%	4	12	16	17%	4	19	23	3%	1	37	38	12%	9	68	77
		Non-Financial Release	100%	3	0	3	33%	2	4	6	0%	0	8	8	29%	5	12	17
		Financial Release	0%	0	12	12	6%	2	32	34	15%	5	28	33	9%	7	72	79
		Total	23%	7	24	31	13%	8	55	63	8%	6	73	79	12%	21	152	173
	WEBSTER	Indictment Summons	50%	11	11	22	27%	4	11	15	28%	5	13	18	36%	20	35	55
		Non-Financial Release	50%	1	1	2	0%	0	4	4	50%	1	1	2	25%	2	6	8
		Financial Release	13%	2	14	16	6%	1	17	18	0%	0	13	13	6%	3	44	47
		Total	35%	14	26	40	14%	5	32	37	18%	6	27	33	23%	25	85	110
Total	26%	24	69	93	13%	15	100	115	9%	13	129	142	15%	52	298	350		
#22 (Fayette)	FAYETTE	Indictment Summons	55%	106	87	193	42%	118	166	284	43%	129	172	301	45%	353	425	778
		Non-Financial Release	31%	94	209	303	31%	84	188	272	34%	114	221	335	32%	292	618	910
		Financial Release	25%	65	193	258	29%	111	268	379	34%	160	310	470	30%	336	771	1,107
		Total	35%	265	489	754	33%	313	622	935	36%	403	703	1,106	35%	981	1,814	2,795
Total	35%	265	489	754	33%	313	622	935	36%	403	703	1,106	35%	981	1,814	2,795		
#24 (Johnson, Lawrence, Martin)	JOHNSON	Non-Financial Release	22%	33	120	153	21%	43	164	207	20%	60	233	293	21%	136	517	653
		Financial Release	29%	2	5	7	25%	2	6	8	18%	3	14	17	22%	7	25	32
		Total	22%	35	125	160	21%	45	170	215	20%	63	247	310	21%	143	542	685
		LAWRENCE	Indictment Summons									0%	0	1	1	0%	0	1
	Non-Financial Release		16%	18	92	110	17%	29	140	169	34%	54	105	159	23%	101	337	438
	Financial Release		20%	1	4	5	0%	0	6	6	40%	4	6	10	24%	5	16	21
	Total		17%	19	96	115	17%	29	146	175	34%	58	112	170	23%	106	354	460
	MARTIN	Indictment Summons	0%	0	2	2	25%	1	3	4	100%	1	0	1	29%	2	5	7
		Non-Financial Release	13%	18	118	136	26%	38	110	148	24%	27	84	111	21%	83	312	395
		Financial Release	0%	0	4	4	0%	0	4	4	60%	3	2	5	23%	3	10	13
		Total	13%	18	124	142	25%	39	117	156	26%	31	86	117	21%	88	327	415
	Total	17%	72	345	417	21%	113	433	546	25%	152	445	597	22%	337	1,223	1,560	
#35 (Pike)	PIKE	Indictment Summons	20%	8	33	41	22%	13	46	59	41%	48	68	116	32%	69	147	216
		Non-Financial Release	31%	28	62	90	32%	48	103	151	35%	79	149	228	33%	155	314	469
		Financial Release	21%	7	27	34	29%	22	53	75	41%	57	83	140	35%	86	163	249
		Total	26%	43	122	165	29%	83	202	285	38%	184	300	484	33%	310	624	934
Total	26%	43	122	165	29%	83	202	285	38%	184	300	484	33%	310	624	934		

Statistical Analysis Considerations

* Data provided from the Pretrial Information Management System.

* Statistics in this report reflect numbers and percentages of cases entered in PRIM. A single pretrial interview (i.e. period in custody and subsequent release) may involve multiple cases and a single defendant may have multiple pretrial interviews during a given period of time.

Run Date:

8/26/2022

Page 5 of 6



ADMINISTRATIVE OFFICE OF THE COURTS
Research and Statistics

22_PINS8013

Rate of Appearance within Two Years of Release
Cases Filed in Specified Counties with Pretrial Release CY 2017-2019

Jurisdiction	Release Outcome	Custody End Date															
		2017				2018				2019				Grand Total			
		2 Year FTA %	FTA Cases	No FTA Cases	Total Cases	2 Year FTA %	FTA Cases	No FTA Cases	Total Cases	2 Year FTA %	FTA Cases	No FTA Cases	Total Cases	2 Year FTA %	FTA Cases	No FTA Cases	Total Cases
Circuit	Indictment Summons	46%	144	168	312	26%	180	514	694	31%	263	579	842	32%	587	1,261	1,848
	Non-Financial Release	25%	281	841	1,122	25%	352	1,035	1,387	27%	408	1,123	1,531	26%	1,041	2,999	4,040
	Financial Release	23%	92	316	408	26%	146	419	565	31%	234	519	753	27%	472	1,254	1,726
District	Administrative Release	27%	712	1,893	2,605	32%	871	1,856	2,727	27%	685	1,810	2,495	29%	2,268	5,559	7,827
	Non-Financial Release	20%	831	3,352	4,183	19%	920	3,825	4,745	20%	1,018	4,167	5,185	20%	2,769	11,344	14,113
	Financial Release	22%	1,096	3,907	5,003	21%	1,046	3,897	4,943	21%	1,041	4,024	5,065	21%	3,183	11,828	15,011
Grand Total		23%	3,156	10,477	13,633	23%	3,515	11,546	15,061	23%	3,649	12,222	15,871	23%	10,320	34,245	44,565

Statistical Analysis Considerations

* Data provided from the Pretrial Information Management System.

* Statistics in this report reflect numbers and percentages of cases entered in PRIM. A single pretrial interview (i.e. period in custody and subsequent release) may involve multiple cases and a single defendant may have multiple pretrial interviews during a given period of time.

Run Date:
 8/26/2022
 Page 6 of 6