



**DUI CHARGES DISPOSED 1/1/2021 – 12/31/2021
STATEWIDE AND BY COUNTY
-INCLUDING CONVICTION RATE-**

April 27, 2022

Statistics Request Overall Description

On April 19, 2022, the Unified Prosecutorial System requested from Research and Statistics, DUI Conviction Rates by County for Calendar Year (CY) 2021.

CourtNet, which provides a summary of cases statewide, was queried for DUI Offenses having a charge disposition date between 1/1/2021 and 12/31/2021 statewide. The offenses extracted were within the AOC Categories: DUI 1st, DUI 2nd, DUI 3rd, DUI 4th and DUI Other. (See the attached supplemental report for a complete list of the UOR codes included).

- Factors, such as failures to appear, pre-trial diversion programs, etc. can influence the overall rate depending on whether they are included in the calculation. This report excludes the failure to appear (FTA/FTV) and diversion (DIV/PTD) disposition types.
- DUI charges which were disposed with an amended disposition type have been excluded, however, if amended to another DUI offense and the new charge is disposed, that charge is included in the report and will be reflected within the CY of disposition.

Statistical Tables (22_RS3200, 22_RS3201 & 22_RS3202)

22_RS3200: Supplemental list of the DUI offenses

Provides a list of DUI offenses queried for this report sorted by KRS and *DUI Offense categories* (DUI 1st offenses, DUI 2nd offenses, DUI 3rd offenses, DUI 4th or subsequent offenses and DUI Other).

Report# 22_RS3201 (Statewide):

Provides a horizontal bar graph of the percentages of DUI charges per charge disposition category along with the counts of charges disposed for each of the DUI Offense groups (DUI 1st, DUI 2nd, DUI 3rd, DUI 4th and DUI Other) during CY 2021. It is grouped by Court Jurisdiction and charge disposition category and is sorted by each DUI Offense group.

The cross table at the bottom of the page provides the same information, in a cross-tabulation format, that also includes Court Jurisdiction subtotals.

Report# 22_RS3202 (Statewide by County):

**DUI CHARGES DISPOSED 1/1/2021 – 12/31/2021
STATEWIDE AND BY COUNTY
-INCLUDING CONVICTION RATE-**

Statistical Tables (22_RS3200, 22_RS3201 & 22_RS3202)

Table 1 - Pages 1-3: Provides a cross table by county, displaying the percentage and counts of DUI charges disposed during CY 2021 within Circuit Court. The table is grouped by County and sorted by charge disposition category.

Chart 1 - Page 4-6: Provides a horizontal bar graph ranking the counties by the count of DUI charges disposed within Circuit Court during CY 2021. The chart is grouped by County and a separate color represents each charge disposition category.

Table 2 - Pages 7-9: Provides a cross table by county, displaying the percentage and counts of DUI charges disposed during CY 2021 within District Court. The table is grouped by County and sorted by charge disposition category.

Chart 2 - Page 10-12: Provides a horizontal bar graph ranking the counties by the count of DUI charges disposed within District Court during CY 2021. The chart is grouped by County and a separate color represents each charge disposition category.

Statistical Analysis Considerations:

- These statistics represent a snapshot in time as of April 27, 2022.

Data Variables Requested

Database	Data Variable	Description
CourtNet	Calendar Year	The calendar year is January 1 through December 31 and is based on the charge disposition date. This report includes calendar year 2021. (1/1/2021-12/31/2021).
	Court Jurisdiction	The division of the case in which each charge was convicted, or each case with requested charges was filed. The court division is based on the database code, which defines the court jurisdiction. (Circuit and District)
	Charges	The number of charges among the reported cases.
	Charge Disposition Date	The date in which each charge was disposed. Different charges within the same case may have separate disposition dates.
	Charge Disposition Category	Dispositions are grouped into the following categories: <ul style="list-style-type: none"> • Convictions: <ul style="list-style-type: none"> ○ G – Guilty ○ GM – Guilty - Multiple Counts ○ GSS – Guilty - Sealed Sentence ○ PRPD – Prepaid • Acquitted/Dismissed: <ul style="list-style-type: none"> ○ Not Guilty ○ Dismissal by Motion of Prosecution

**DUI CHARGES DISPOSED 1/1/2021 – 12/31/2021
STATEWIDE AND BY COUNTY
-INCLUDING CONVICTION RATE-**

		<ul style="list-style-type: none"> ○ Dismissed ○ Dismissed/Diverted ○ Pre-Payable Citation Dismissed ○ Withdrawn ● Others: <ul style="list-style-type: none"> ○ Affirmed ○ Denied ○ Grand Jury ○ Granted ○ Indictment by Grand Jury/Information ○ Merged ○ No Action Taken by Grand Jury ○ No True Bill Returned by Grand Jury ○ Other ○ Remanded ○ Transfer <p><u>The charge dispositions listed below were excluded:</u></p> <ul style="list-style-type: none"> ● Amended <ul style="list-style-type: none"> ○ AD – Amended Down ○ AGJ – Amended Down by Grand Jury ○ AMEND – Amended ○ AU – Amended Up ○ AUGJ – Amended Up by Grand Jury ● Diverted <ul style="list-style-type: none"> ○ Diversion ○ Pre-Trial Diversion ● FTA/FTV/AP: <ul style="list-style-type: none"> ○ Administrative Procedure ○ Failure to Appear ○ Fugitive
	UOR Code	<p>The code which identifies the specific offense charge brought against the defendant. It is a numeric label for a specific offense charge used in a Uniform Offense Report (UOR). The first digit of the UOR code works as follows:</p> <ul style="list-style-type: none"> ● 0: an offense defined by a state statute ● 8: an offense defined by a city ordinance ● 9: an offense defined by a local ordinance or a code used by KCOJ for administrative purposes, e.g. 990240: “No Record Exists”. <p>The second through sixth digits identify the specific offense. A UOR code on a citation typically begins with the second digit as encoded here. The seventh digit ranges from 0 through 6 and is used to indicate inchoate variants of the underlying offense, which may alter the penalty.</p>

**DUI CHARGES DISPOSED 1/1/2021 – 12/31/2021
STATEWIDE AND BY COUNTY
-INCLUDING CONVICTION RATE-**

		<ul style="list-style-type: none"> • 0: The base offense is charged with no inchoate variant. • 1: Attempt • 2: Solicitation • 3: Conspiracy • 4: Facilitation • 5: Complicity • 6: Enhanced
	UOR Description	<p>The label associated with this UOR code. A brief verbal summary of the statutory offense which is the basis for the type of criminal offense with which the defendant has been charged. For Example, UOR Code "0008050" represents the underlying statutory offense of KRS 508.080(1)(B) or, in brief English, "BOMB THREATS". UOR Code "0008051" represents an attempt of this offense, and the UOR Description is "ATT BOMB THREATS".</p> <p>A UOR Description beginning with “*OBS*” indicates that the code was made obsolete by the amendment or repeal of the related statute. Records of obsolete codes are retained so as to identify the appropriate penalty level for an offense charged prior to such amendment or repeal.</p>
	AOC Offense Category	<p>A classification of criminal offenses created by Research & Statistics to identify related offenses for statistical purposes. The offenses included in this report were those within the “DUI”, a list of the codes is located below.</p>

Disclaimer Associated with KCOJ/AOC Database(s) and Element(s)

RESEARCH AND STATISTICS DISCLAIMER

Information received from KYCourts/CourtNet is subject to change(s), reprogramming, modification(s) of format and availability at the direction of the Administrative Office of the Courts (AOC), and may not at any particular moment reflect the true status of court cases due to ordinary limitation(s), delay(s) or error(s) in the system’s operation. The KYCourts/CourtNet database is not a real-time system. All datasets are a snapshot of case data at the time a query is run. Case counts are not counts of individuals as some persons may have multiple cases.

The AOC disclaims any warranties as to the validity of the information obtained from KYCourts/CourtNet. The recipient is solely responsible for verifying information received from KYCourts/CourtNet through the cross-referencing of official court records. The AOC shall not be liable to the recipient, or to any third party using the system or information obtained therefrom, for any damages whatsoever arising out of the use of KYCourts/CourtNet.

RESEARCH AND STATISTICS UOR CODE DISCLAIMER

The Kentucky State Police (KSP) assigns the Kentucky Uniform Crime Reporting Codes (UOR Codes) to criminal offenses in the Commonwealth of Kentucky. The KSP official list of UOR Codes by KRS number and descriptor can be obtained at the KSP's website at www.kentuckystatepolice.org.

DUI CHARGES DISPOSED 1/1/2021 – 12/31/2021
STATEWIDE AND BY COUNTY
-INCLUDING CONVICTION RATE-

Disclaimer Associated with KCOJ/AOC Database(s) and Element(s)

The AOC assigns and maintains codes that are used within the Court of Justice Case Management System for statistical and reporting purposes. These codes are used to identify local and city ordinances, as well as codes for general administrative purposes. The AOC official list of UOR Codes with KRS number and descriptor can be obtained at the Court of Justice Website at courts.ky.gov/aoc/statistical reports. The AOC UOR Code Listing is for informational purposes only and the information is subject to change, reprogramming, modifications of format, and availability at the direction of the Administrative Office of the Courts (AOC).

A query for data based on specified charges will include each UOR code specified and possible supplemental codes. Supplemental codes (or "ASCF" codes) to any UOR code include: 1) attempt, 2) solicitation, 3) conspiracy, 4) facilitation, 5) complicity, and 6) enhancement. In total, UOR codes contain seven digits. The first six digits are specific to that charge. The seventh digit indicates if there is a supplemental code. A "0" as the seventh digit means that is the primary UOR code and it does not have a supplemental code. If there are supplemental codes, the "0" will change to a 1, 2, 3, 4, 5, or 6 (the numbering corresponds to the list above). An enhancement does not exist on all UOR codes. When a supplemental code does not appear within a dataset, charge(s) did not occur during this period. The presence of "*obs" within the description of a UOR code indicates an obsolete UOR code. However, the code is still present within the KYCourts/CourtNet database and may still be utilized. Not every UOR code included in the query will have charges associated with it in each calendar year examined. Some cases may contain multiple charges; therefore, charge counts may exceed case counts. The number of cases cannot be inferred as the number of individuals as multiple cases may have the same defendant.

The AOC disclaims and makes no warranty, express or implied, nor assumes any legal liability or responsibility, for the validity, accuracy, correctness, or completeness of any information that is available and/or obtained through this listing. The recipient is solely responsible for verifying the accuracy of the information received from the official owner of the UOR Codes, the KSP. Furthermore, the AOC shall not be liable to the recipient, the recipient's heirs and assigns, next of kin or to any third party, for any and all claims, demands, losses or damages arising from the usage of this list and/or information contained therein.



**ADMINISTRATIVE OFFICE OF THE COURTS
Research & Statistics**

22_RS3200

The UOR Codes listed below were queried for the offense reports 22_RS3201 & 22_RS3202.
(This listing includes the base code only, the additional ASCF's are included in the query)

AOC Offense Category	KRS	Long UOR	Description	Level	Class	
DUI 1st Offense	189.520	0001580	OPER NON-MOTOR VEH UNDER INFLUENCE OF INTOXICANTS	Violation	X	
		W001580	OPER NON-MOTOR VEH UNDER INFLUENCE OF INTOXICANTS (W/Z)	Violation	X	
	189A.010(1)(A)	0021040	*OBS* OPERATING MV U/INFLU ALCOHOL .10 OR >1ST O	Misdemeanor	B	
	189A.010(1)(B)	0001490	*OBS* OPERATING MV U/INFLUENCE OF INTOX BEV-1ST OFF	Misdemeanor	B	
	189A.010(1)(C)	0001480	*OBS* OPERATING MV UNDER DRUGS/OTHER SUBSTANCE-1ST OFF.	Misdemeanor	B	
	189A.010(1)(D)	0021050	*OBS* OPERATING MV U/INFLU ALC & OTHER SUBSTANCE-	Misdemeanor	B	
	189A.010(1)(E)	0001470	*OBS* OP MV U/INFLUENCE U/21 YRS OF AGE (.02-.08) 1ST	Misdemeanor	B	
		0021160	*OBS* OP MV U/INF ALC/DRUGS <21 W/.02 OR MORE	Misdemeanor	B	
		0021180	*OBS* OPER MTR VEH U/INFLU ALC .02/DRUGS ETC < 21 YOA	Violation	X	
	189A.010(1)(F)	0021190	OPER MOTOR VEHICLE U/INFLU ALCOHOL < 21 YOA .02-.07	Violation	X	
	189A.010(5)(A)	0021080	*OBS* OP MV UNDER/INFLU OF ALC/DRUGS, ETC. .08 1STOFF	Misdemeanor	B	
		0021090	*OBS* OPERATE MV U/INFLU OF ALC/DRUGS W/.08 AGG 1ST OFF	Misdemeanor	B	
	189A.010(5A)	0031100	OPER MV U/INFL ALC .08 (189A.010(1A)) 1ST	Misdemeanor	B	
		0031120	OPER MV U/INFL ALC .08 (189A.010(1A)) - 1ST (AGG CIR)	Misdemeanor	B	
		0031140	OPER MV U/INFL ALC (189A.010(1B)) - 1ST	Misdemeanor	B	
		0031160	OPER MV U/INFL ALC (189A.010(1B)) - 1ST (AGG CIR)	Misdemeanor	B	
		0031180	OPER MV U/INFL SUBST (189A.010(1C)) - 1ST	Misdemeanor	B	
		0031200	OPER MV U/INFL SUBST (189A.010(1C)) - 1ST (AGG CIR)	Misdemeanor	B	
		0031220	OPER MV U/INFL CONT SUB (189A.010(1D)) - 1ST	Misdemeanor	B	
		0031240	OPER MV U/INFL CONT SUB (189A.010(1D)) - 1ST (AGG CIR)	Misdemeanor	B	
		0031260	OPER MV U/INFL ALC/SUBS (189A.010(1E)) - 1ST	Misdemeanor	B	
		0031280	OPER MV U/INFL ALC/SUBS (189A.010(1E)) - 1ST (AGG CIR)	Misdemeanor	B	
		281A.210	0058080	COMMERCIAL DRIVER LIC-U/INFLUENCE ALC .04% - .08%	Violation	X
	DUI 2nd Offense	189A.010	0021000	*OBS* OPER MV SUB IMPAIRED ALC/DRUGS/ETC-2ND OFF IN	Misdemeanor	A
			0021010	*OBS* OPER VEH UNDER INFLU, DRUGS, 2ND OFF/5YRS	Misdemeanor	A
		189A.010(5)(B)	0020840	*OBS* OPERATE MV U/INFLUENCE ALC/DRUGS .08 2ND OFF	Misdemeanor	A
			0020860	*OBS* OPER MTR VEH U/INFLU ALC/DRUGS/ETC. .08 (AGG), 2ND	Misdemeanor	A
			0021100	*OBS* OPERATE MV U/INFLUENCE ALC/DRUGS .08 2ND OFFENSE	Misdemeanor	B
			0021110	*OBS* OPER MV UNDER/INFLU ALC/DRUGS .08 AGGRAVATOR 2ND OFF	Misdemeanor	B
		189A.010(5B)	0031320	OPER MV U/INFL ALC .08 (189A.010(1A)) - 2ND	Misdemeanor	A
			0031340	OPER MV U/INFL ALC .08 (189A.010(1A)) - 2ND (AGG CIR)	Misdemeanor	A
			0031360	OPER MV U/INFL ALC (189A.010(1B)) - 2ND	Misdemeanor	A
			0031380	OPER MV U/INFL ALC (189A.010(1B)) - 2ND (AGG CIR)	Misdemeanor	A
			0031400	OPER MV U/INFL SUBST (189A.010(1C)) - 2ND	Misdemeanor	A
			0031420	OPER MV U/INFL SUBST (189A.010(1C)) - 2ND (AGG CIR)	Misdemeanor	A
		0031440	OPER MV U/INFL CONT SUB (189A.010(1D)) - 2ND	Misdemeanor	A	
		0031460	OPER MV U/INFL CONT SUB (189A.010(1D)) - 2ND (AGG CIR)	Misdemeanor	A	
		0031480	OPER MV U/INFL ALC/SUBS (189A.010(1E)) - 2ND	Misdemeanor	A	
		0031500	OPER MV U/INFL ALC/SUBS (189A.010(1E)) - 2ND (AGG CIR)	Misdemeanor	A	
DUI 3rd Offense		189A.010	0021020	*OBS* OPER VEH SUBJECT IMPAIRED; 3RD OR > OFF IN <5 YRS	Misdemeanor	A
		189A.010(2)(C)	0021030	*OBS* OPER VEH UNDER INFLU, DRUGS, 3RD OR > OFF	Misdemeanor	A
	189A.010(4)(C)	0020980	*OBS* OPER MV SUB IMPAIRED ALC/DRUGS/ETC 3RD	Felony	D	
		0020990	*OBS* OPER MV SUB IMPAIRED ALC/DRUGS/ETC 3RD (M)	Misdemeanor	A	
	189A.010(5)(C)	0020880	*OBS* OP MTR VEH U/INFLUENCE ALC/DRUGS/ETC. .08 -3RD OFF	Misdemeanor	A	
		0021120	*OBS* OPER MV UNDER/INFLUENCE ALCOHOL/DRUGS .08 3RD OFFENSE	Misdemeanor	A	
		0021130	*OBS* OPERATE MV UNDER/INFLUENCE ALC/DRUG .08 AGGRAVATOR 3RD	Misdemeanor	A	
	189A.010(5C)	0020900	*OBS* OPER MV U/INFLU ALC/DRUGS/ETC. .08 (AGG) 3RD OFF	Misdemeanor	A	
		0031540	OPER MV U/INFL ALC .08 (189A.010(1A)) - 3RD	Misdemeanor	A	
		0031560	OPER MV U/INFL ALC .08 (189A.010(1A)) - 3RD (AGG CIR)	Misdemeanor	A	
		0031580	OPER MV U/INFL ALC (189A.010(1B)) - 3RD	Misdemeanor	A	
		0031600	OPER MV U/INFL ALC (189A.010(1B)) - 3RD (AGG CIR)	Misdemeanor	A	
		0031620	OPER MV U/INFL SUBST (189A.010(1C)) - 3RD	Misdemeanor	A	
		0031640	OPER MV U/INFL SUBST (189A.010(1C)) - 3RD (AGG CIR)	Misdemeanor	A	
		0031660	OPER MV U/INFL CONT SUB (189A.010(1D)) - 3RD	Misdemeanor	A	
	0031680	OPER MV U/INFL CONT SUB (189A.010(1D)) - 3RD (AGG CIR)	Misdemeanor	A		
	0031700	OPER MV U/INFL ALC/SUBS (189A.010(1E)) - 3RD	Misdemeanor	A		
	0031720	OPER MV U/INFL ALC/SUBS (189A.010(1E)) - 3RD (AGG CIR)	Misdemeanor	A		
DUI 4th Offense	189A.010	0021060	*OBS* OPER MV SUB IMPAIRED ALC/DRUGS/ETC-4TH OFF	Felony	D	
	189A.010(5)(D)	0021140	*OBS* OP MV UNDER/INFLUENCE ALC/DRUGS, .08, 4TH OR SUB OFF	Felony	D	
		0021150	*OBS* OPERATE MV UNDER/INFL ALC/DRUGS, .08, (AGG), 4TH OFF	Felony	D	
	189A.010(5D)	0031760	OPER MV U/INFL ALC .08 (189A.010(1A)) - 4TH OR >	Felony	D	
		0031780	OPER MV U/INFL ALC .08 (189A.010(1A)) - 4TH OR > (AGG CIR)	Felony	D	
		0031800	OPER MV U/INFL ALC (189A.010(1B)) - 4TH OR >	Felony	D	
		0031820	OPER MV U/INFL ALC (189A.010(1B)) - 4TH OR > (AGG CIR)	Felony	D	
		0031840	OPER MV U/INFL SUBST (189A.010(1C)) - 4TH OR >	Felony	D	
		0031860	OPER MV U/INFL SUBST (189A.010(1C)) - 4TH OR > (AGG CIR)	Felony	D	
		0031880	OPER MV U/INFL CONT SUB (189A.010(1D)) - 4TH OR >	Felony	D	
		0031900	OPER MV U/INFL CONT SUB (189A.010(1D)) - 4TH OR > (AGG CIR)	Felony	D	
		0031920	OPER MV U/INFL ALC/SUBS (189A.010(1E)) - 4TH OR >	Felony	D	
		0031940	OPER MV U/INFL ALC/SUBS (189A.010(1E)) - 4TH OR > (AGG CIR)	Felony	D	
	DUI Other	189A.030	0226320	*OBS* TERMS OF IMPRISONMNT FOR DUI; 1ST & 2ND OFF	Other	X
		189A.110	0226330	*OBS* MIN DETENTION; DUI BA > .15; 0-15 TENT	Other	X
235.240		0059800	*OBS* OPERATING BOAT/WATERCRAFT U/INFLUENCE OF ALCOHOL, 1ST	Violation	X	
		0059810	*OBS* OPERATING BOAT/WATERCRAFT U/INFLUENCE OF ALCOHOL, 2ND	Violation	X	

* This data is from the CourtNet database.

* The offense groups and categories included in this list were created for statistical reporting purposes and do not necessarily reflect any legal authority, statutory or otherwise.



ADMINISTRATIVE OFFICE OF THE COURTS
Research & Statistics

22_RS3200

The UOR Codes listed below were queried for the offense reports 22_RS3201 & 22_RS3202.
(This listing includes the base code only, the additional ASCF's are included in the query)

AOC Offense Category	KRS	Long UOR	Description	Level	Class	
DUI Other	235.240	0059820	*OBS* OPER A BOAT/WATERCRAFT U/INFLUENCE OF ALCOHOL, 3RD	Misdemeanor	B	
		0059830	OPER BOAT/WATERCRAFT U/INFLUENCE OF ALCOHOL, 3RD OR SUBS	Misdemeanor	B	
		0059850	OPER BOAT/WATERCRAFT WHILE INTOXICATED OR U/INFLUENCE, 1ST	Misdemeanor	B	
		0059870	OPER BOAT/WATERCRAFT WHILE INTOXICATED OR U/INFLUENCE, 2ND	Misdemeanor	B	
		0059970	*OBS* OPER BOAT U/INFLUENCE OF ALCOHOL - 1ST OFF	Misdemeanor	B	
		0059980	*OBS* OPERATING BOAT/WATERCRAFT U/INFLUENCE OF ALC, 2ND	Violation	X	
		0059990	*OBS* OPERATING BOAT/WATERCRAFT U/INFLUENCE OF ALC, 3RD >	Misdemeanor	A	
		235.240(2)	0060230	*OBS* OPER MOTORBOAT U/INFLUENCE OF DRUGS/INTOXICAN 1ST/2ND	Violation	X
		431.005	0011490	*OBS* DUI (PROBABLE CAUSE)	Misdemeanor	B

* This data is from the CourtNet database.

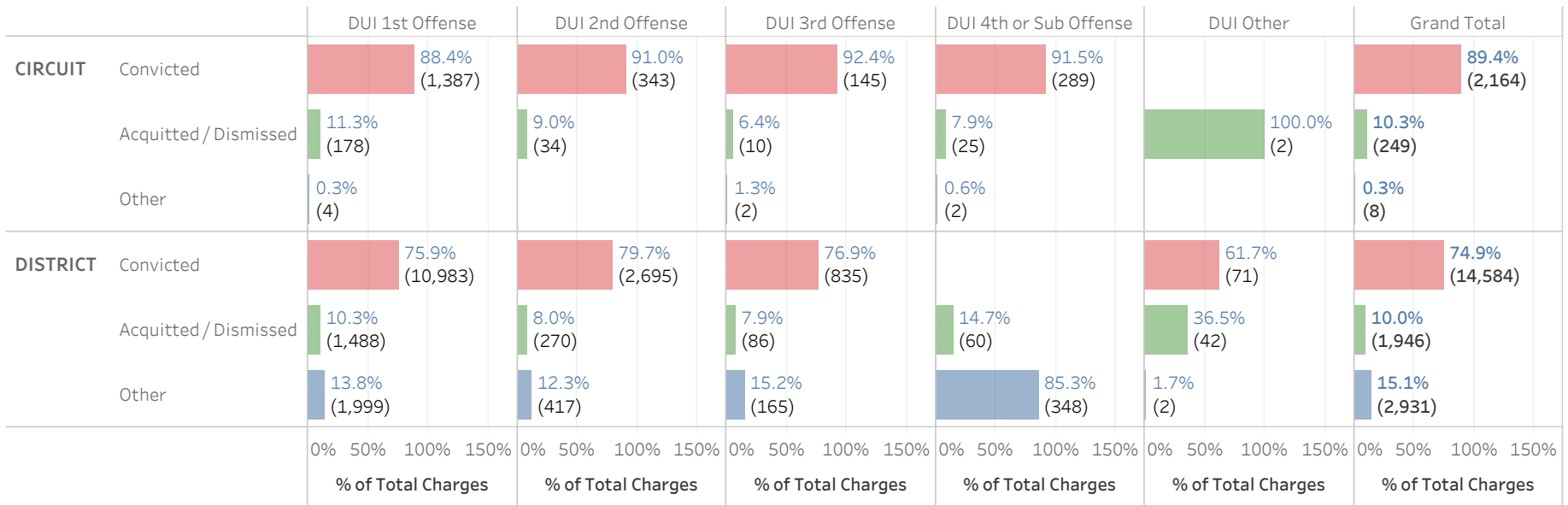
* The offense groups and categories included in this list were created for statistical reporting purposes and do not necessarily reflect any legal authority, statutory or otherwise.



ADMINISTRATIVE OFFICE OF THE COURTS
Research and Statistics
 DUI Charges Disposed 1/1/2021 - 12/31/2021
 Statewide

22_RS3201

■ Convicted
■ Acquitted/Dismissed
■ Other



	DUI 1st Offense	DUI 2nd Offense	DUI 3rd Offense	DUI 4th or Sub Offense	DUI Other	Grand Total
CIRCUIT Convicted	1,387 (88.4%)	343 (91.0%)	145 (92.4%)	289 (91.5%)		2,164 (89.4%)
Acquitted/Dismissed	178 (11.3%)	34 (9.0%)	10 (6.4%)	25 (7.9%)	2 (100.0%)	249 (10.3%)
Other	4 (0.3%)		2 (1.3%)	2 (0.6%)		8 (0.3%)
Total	1,569 (100.0%)	377 (100.0%)	157 (100.0%)	316 (100.0%)	2 (100.0%)	2,421 (100.0%)
DISTRICT Convicted	10,983 (75.9%)	2,695 (79.7%)	835 (76.9%)		71 (61.7%)	14,584 (74.9%)
Acquitted/Dismissed	1,488 (10.3%)	270 (8.0%)	86 (7.9%)	60 (14.7%)	42 (36.5%)	1,946 (10.0%)
Other	1,999 (13.8%)	417 (12.3%)	165 (15.2%)	348 (85.3%)	2 (1.7%)	2,931 (15.1%)
Total	14,470 (100.0%)	3,382 (100.0%)	1,086 (100.0%)	408 (100.0%)	115 (100.0%)	19,461 (100.0%)

* This data is provided from the CourtNet database.

* This report excludes the failures to appear (FTA/FTV) and diversion (DIV/PTD) charge disposition types.

* DUI charges which were disposed with an amended disposition type have been excluded, however, if amended to another DUI offense and the new charge is disposed, that charge is included in the report and will be reflected within the CY of disposition.

Data Valid:
 4/27/2022
 Page 1 of 1



ADMINISTRATIVE OFFICE OF THE COURTS
 Research and Statistics
 Statewide by County

22_RS3202

Table 1: Circuit Court - DUI Charges Disposed by County CY 2021

	Convicted	Acquitted / Dismissed	Other	Grand Total
WARREN	126 (97%)	4 (3%)		130 (100%)
KENTON	114 (93%)	9 (7%)		123 (100%)
HARDIN	87 (95%)	5 (5%)		92 (100%)
HOPKINS	72 (92%)	6 (8%)		78 (100%)
MCCRACKEN	60 (94%)	4 (6%)		64 (100%)
BOONE	53 (90%)	6 (10%)		59 (100%)
GRAYSON	44 (83%)	9 (17%)		53 (100%)
BARREN	50 (94%)	3 (6%)		53 (100%)
FAYETTE	46 (88%)	5 (10%)	1 (2%)	52 (100%)
CAMPBELL	48 (94%)	3 (6%)		51 (100%)
PIKE	41 (85%)	7 (15%)		48 (100%)
JEFFERSON	36 (75%)	12 (25%)		48 (100%)
FRANKLIN	30 (83%)	6 (17%)		36 (100%)
BOYD	30 (83%)	6 (17%)		36 (100%)
LAUREL	27 (77%)	8 (23%)		35 (100%)
DAVISS	32 (94%)	2 (6%)		34 (100%)
CHRISTIAN	26 (76%)	8 (24%)		34 (100%)
CASEY	34 (100%)			34 (100%)
MADISON	30 (91%)	3 (9%)		33 (100%)
HART	30 (94%)	2 (6%)		32 (100%)
CUMBERLAND	30 (94%)	2 (6%)		32 (100%)
CARTER	30 (94%)	2 (6%)		32 (100%)
HENDERSON	31 (100%)			31 (100%)
GRAVES	26 (84%)	5 (16%)		31 (100%)
ADAIR	29 (100%)			29 (100%)
JESSAMINE	18 (64%)	10 (36%)		28 (100%)
SHELBY	20 (74%)	7 (26%)		27 (100%)
OHIO	26 (96%)	1 (4%)		27 (100%)
TAYLOR	22 (85%)	4 (15%)		26 (100%)
MARSHALL	24 (92%)	2 (8%)		26 (100%)
MARION	24 (92%)	2 (8%)		26 (100%)
PERRY	23 (92%)	2 (8%)		25 (100%)
WHITLEY	23 (96%)	1 (4%)		24 (100%)
PULASKI	22 (92%)	2 (8%)		24 (100%)
BREATHITT	20 (83%)	3 (13%)	1 (4%)	24 (100%)
MUHLENBERG	22 (96%)	1 (4%)		23 (100%)
SCOTT	20 (91%)	2 (9%)		22 (100%)
BELL	21 (95%)	1 (5%)		22 (100%)
ANDERSON	20 (91%)	2 (9%)		22 (100%)
NELSON	20 (95%)	1 (5%)		21 (100%)
LETCHER	18 (86%)	3 (14%)		21 (100%)
GREENUP	21 (100%)			21 (100%)
FLOYD	17 (81%)	4 (19%)		21 (100%)
UNION	20 (100%)			20 (100%)
MONTGOMERY	17 (89%)	2 (11%)		19 (100%)
KNOX	17 (89%)	2 (11%)		19 (100%)
GALLATIN	13 (68%)	6 (32%)		19 (100%)
CALLOWAY	16 (84%)	3 (16%)		19 (100%)
LYON	17 (94%)	1 (6%)		18 (100%)
METCALFE	16 (94%)	1 (6%)		17 (100%)
BULLITT	11 (65%)	6 (35%)		17 (100%)

* This data is provided from the CourtNet database.



ADMINISTRATIVE OFFICE OF THE COURTS
 Research and Statistics
 Statewide by County

22_RS3202

Table 1: Circuit Court - DUI Charges Disposed by County CY 2021

	Convicted	Acquitted / Dismissed	Other	Grand Total
POWELL	13 (81%)	3 (19%)		16 (100%)
LOGAN	16 (100%)			16 (100%)
GRANT	16 (100%)			16 (100%)
CARROLL	16 (100%)			16 (100%)
SIMPSON	13 (87%)	1 (7%)	1 (7%)	15 (100%)
ROCKCASTLE	14 (93%)	1 (7%)		15 (100%)
MONROE	15 (100%)			15 (100%)
HENRY	11 (73%)	4 (27%)		15 (100%)
BOYLE	13 (87%)	1 (7%)	1 (7%)	15 (100%)
RUSSELL	11 (79%)	3 (21%)		14 (100%)
MORGAN	13 (93%)	1 (7%)		14 (100%)
LARUE	14 (100%)			14 (100%)
CALDWELL	12 (86%)	2 (14%)		14 (100%)
BALLARD	12 (86%)	2 (14%)		14 (100%)
ROWAN	12 (92%)	1 (8%)		13 (100%)
MEADE	9 (69%)	4 (31%)		13 (100%)
HARLAN	12 (92%)	1 (8%)		13 (100%)
BRECKINRIDGE	12 (92%)	1 (8%)		13 (100%)
LIVINGSTON	10 (83%)	2 (17%)		12 (100%)
TODD	11 (100%)			11 (100%)
LINCOLN	10 (91%)	1 (9%)		11 (100%)
BATH	8 (73%)	3 (27%)		11 (100%)
WOLFE	9 (90%)		1 (10%)	10 (100%)
WAYNE	8 (80%)	2 (20%)		10 (100%)
PENDLETON	6 (60%)	4 (40%)		10 (100%)
OLDHAM	8 (80%)	2 (20%)		10 (100%)
MCCREARY	9 (90%)	1 (10%)		10 (100%)
KNOTT	7 (70%)	3 (30%)		10 (100%)
ESTILL	7 (78%)	2 (22%)		9 (100%)
TRIGG	8 (100%)			8 (100%)
SPENCER	8 (100%)			8 (100%)
OWEN	8 (100%)			8 (100%)
MASON	8 (100%)			8 (100%)
HARRISON	7 (88%)	1 (13%)		8 (100%)
BOURBON	8 (100%)			8 (100%)
MERCER	7 (100%)			7 (100%)
FLEMING	7 (100%)			7 (100%)
ELLIOTT	6 (86%)		1 (14%)	7 (100%)
EDMONSON	6 (86%)	1 (14%)		7 (100%)
WEBSTER	6 (100%)			6 (100%)
TRIMBLE	5 (83%)	1 (17%)		6 (100%)
LAWRENCE	5 (83%)	1 (17%)		6 (100%)
CLINTON	6 (100%)			6 (100%)
CLAY	4 (67%)	2 (33%)		6 (100%)
WASHINGTON	4 (80%)	1 (20%)		5 (100%)
NICHOLAS	5 (100%)			5 (100%)
MARTIN	3 (60%)	2 (40%)		5 (100%)
JOHNSON	5 (100%)			5 (100%)
GREEN	4 (80%)	1 (20%)		5 (100%)
CLARK	5 (100%)			5 (100%)
ALLEN	4 (80%)		1 (20%)	5 (100%)

* This data is provided from the CourtNet database.



ADMINISTRATIVE OFFICE OF THE COURTS
 Research and Statistics
 Statewide by County

22_RS3202

Table 1: Circuit Court - DUI Charges Disposed by County CY 2021

	Convicted	Acquitted / Dismissed	Other	Grand Total
MCLEAN	3 (75%)	1 (25%)		4 (100%)
LESLIE	2 (50%)	2 (50%)		4 (100%)
HICKMAN	4 (100%)			4 (100%)
GARRARD	4 (100%)			4 (100%)
BUTLER	4 (100%)			4 (100%)
WOODFORD	3 (100%)			3 (100%)
MAGOFFIN	3 (100%)			3 (100%)
JACKSON	1 (33%)	2 (67%)		3 (100%)
HANCOCK	2 (67%)		1 (33%)	3 (100%)
FULTON	2 (67%)	1 (33%)		3 (100%)
CRITTENDEN	3 (100%)			3 (100%)
CARLISLE	3 (100%)			3 (100%)
OWSLEY	1 (50%)	1 (50%)		2 (100%)
MENIFEE	2 (100%)			2 (100%)
ROBERTSON		1 (100%)		1 (100%)
BRACKEN	1 (100%)			1 (100%)
Grand Total	2,164 (89%)	249 (10%)	8 (0%)	2,421 (100%)

* This data is provided from the CourtNet database.

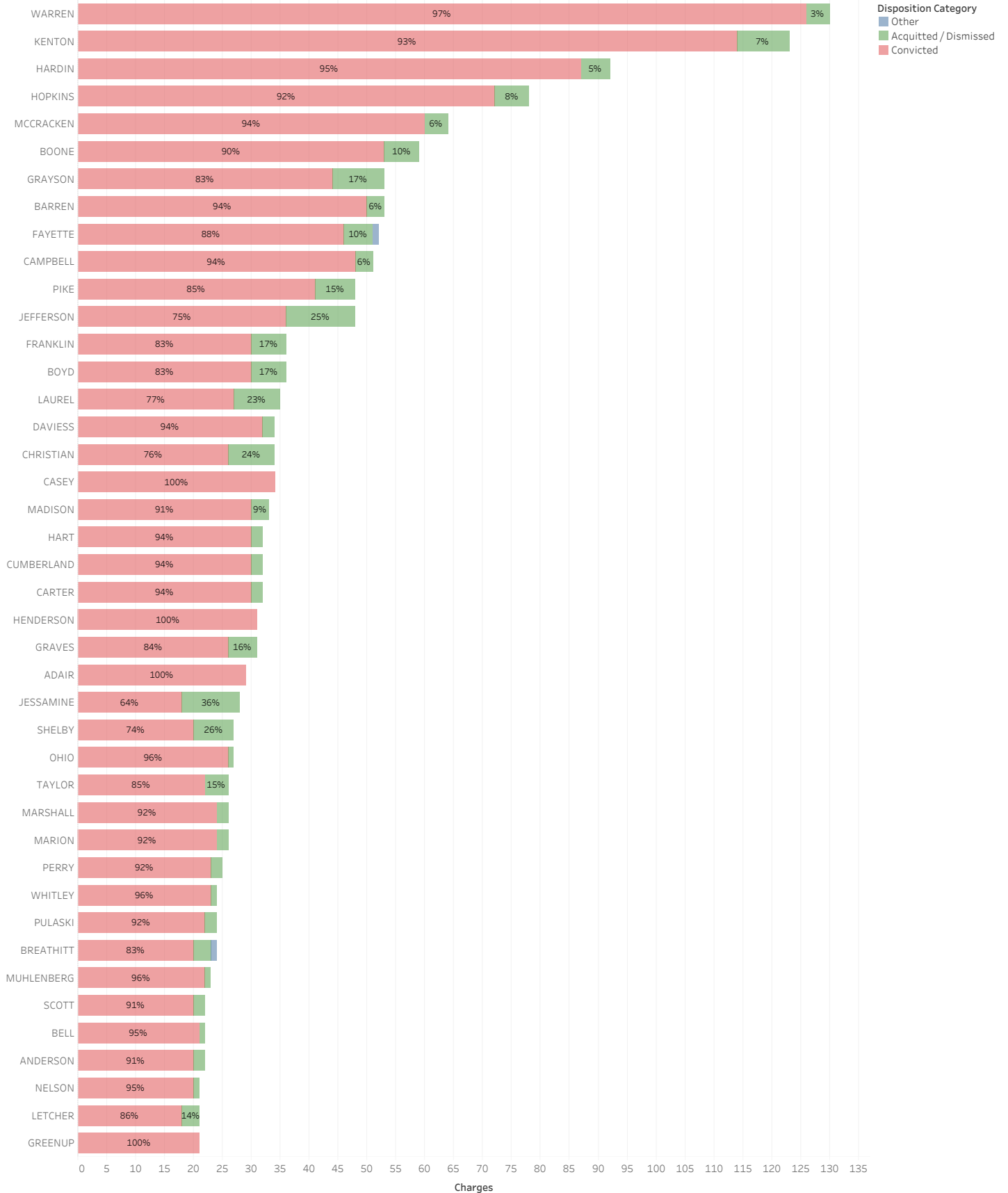


ADMINISTRATIVE OFFICE OF THE COURTS

Research and Statistics

Statewide by County

Chart 1: Circuit Court - DUI Charges Disposed by County CY 2021



* This data is provided from the CourtNet database.



ADMINISTRATIVE OFFICE OF THE COURTS

Research and Statistics

Statewide by County

22_RS3202

Chart 1: Circuit Court - DUI Charges Disposed by County CY 2021

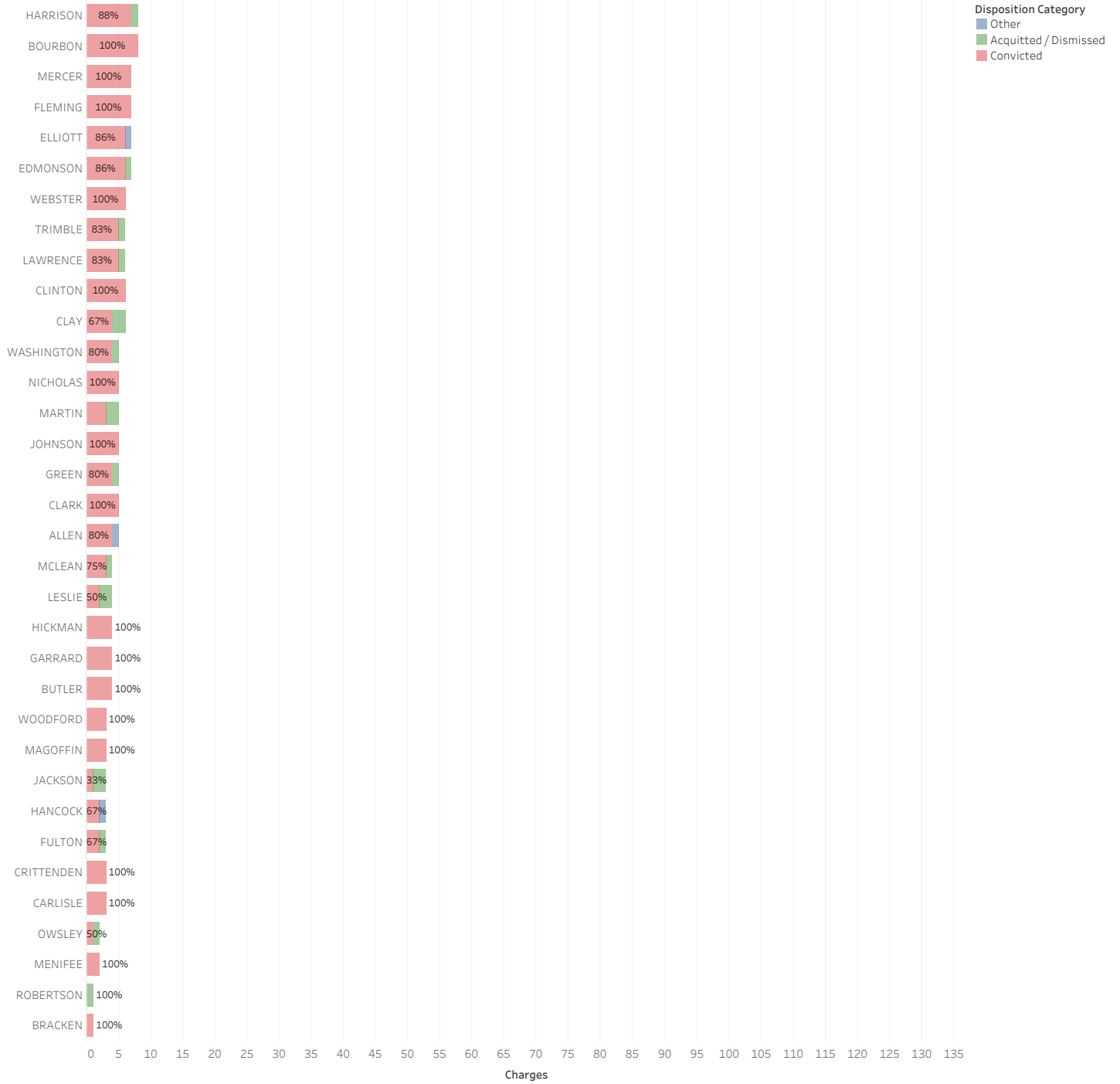


* This data is provided from the CourtNet database.



ADMINISTRATIVE OFFICE OF THE COURTS
 Research and Statistics
 Statewide by County

Chart 1: Circuit Court - DUI Charges Disposed by County CY 2021



* This data is provided from the CourtNet database.



ADMINISTRATIVE OFFICE OF THE COURTS
 Research and Statistics
 Statewide by County

22_RS3202

Table 2: District Court - DUI Charges Disposed by County CY 2021

	Convicted	Acquitted / Dismissed	Other	Grand Total
FAYETTE	933 (89%)	54 (5%)	64 (6%)	1,051 (100%)
JEFFERSON	799 (83%)	125 (13%)	42 (4%)	966 (100%)
KENTON	575 (77%)	70 (9%)	98 (13%)	743 (100%)
WARREN	485 (69%)	15 (2%)	205 (29%)	705 (100%)
HARDIN	484 (77%)	34 (5%)	112 (18%)	630 (100%)
LAUREL	410 (87%)	31 (7%)	29 (6%)	470 (100%)
BOONE	362 (81%)	36 (8%)	47 (11%)	445 (100%)
CAMPBELL	354 (82%)	20 (5%)	60 (14%)	434 (100%)
MADISON	327 (83%)	22 (6%)	47 (12%)	396 (100%)
HOPKINS	279 (73%)	24 (6%)	78 (20%)	381 (100%)
DAVISS	257 (68%)	57 (15%)	66 (17%)	380 (100%)
BARREN	274 (73%)	22 (6%)	77 (21%)	373 (100%)
PULASKI	276 (77%)	33 (9%)	51 (14%)	360 (100%)
MCCRACKEN	254 (75%)	16 (5%)	67 (20%)	337 (100%)
WHITLEY	209 (66%)	77 (24%)	32 (10%)	318 (100%)
FRANKLIN	260 (83%)	27 (9%)	25 (8%)	312 (100%)
KNOX	193 (65%)	77 (26%)	27 (9%)	297 (100%)
SHELBY	215 (73%)	31 (11%)	49 (17%)	295 (100%)
PIKE	110 (40%)	70 (26%)	94 (34%)	274 (100%)
FLOYD	177 (68%)	43 (16%)	41 (16%)	261 (100%)
CHRISTIAN	203 (79%)	16 (6%)	38 (15%)	257 (100%)
JESSAMINE	197 (78%)	11 (4%)	43 (17%)	251 (100%)
SCOTT	178 (77%)	23 (10%)	29 (13%)	230 (100%)
BOYD	193 (84%)	10 (4%)	27 (12%)	230 (100%)
HENDERSON	169 (75%)	14 (6%)	42 (19%)	225 (100%)
CLARK	180 (86%)	13 (6%)	17 (8%)	210 (100%)
SIMPSON	151 (80%)	9 (5%)	28 (15%)	188 (100%)
POWELL	111 (60%)	26 (14%)	48 (26%)	185 (100%)
PERRY	129 (70%)	29 (16%)	25 (14%)	183 (100%)
CARTER	132 (73%)	25 (14%)	24 (13%)	181 (100%)
GRAVES	120 (68%)	14 (8%)	43 (24%)	177 (100%)
ANDERSON	139 (79%)	13 (7%)	25 (14%)	177 (100%)
MUHLENBERG	139 (79%)	14 (8%)	23 (13%)	176 (100%)
BULLITT	122 (71%)	35 (20%)	14 (8%)	171 (100%)
GREENUP	134 (79%)	12 (7%)	24 (14%)	170 (100%)
OHIO	127 (76%)	11 (7%)	29 (17%)	167 (100%)
HARLAN	83 (50%)	19 (11%)	64 (39%)	166 (100%)
CALLOWAY	138 (85%)	7 (4%)	18 (11%)	163 (100%)
WOODFORD	150 (94%)	5 (3%)	5 (3%)	160 (100%)
GRAYSON	110 (70%)	18 (11%)	30 (19%)	158 (100%)
CASEY	99 (63%)	9 (6%)	49 (31%)	157 (100%)
ADAIR	108 (71%)	10 (7%)	34 (22%)	152 (100%)
MARSHALL	114 (78%)	10 (7%)	22 (15%)	146 (100%)
TAYLOR	104 (72%)	10 (7%)	31 (21%)	145 (100%)
LOGAN	124 (86%)	3 (2%)	17 (12%)	144 (100%)
OLDHAM	109 (77%)	19 (13%)	14 (10%)	142 (100%)

* This data is provided from the CourtNet database.



ADMINISTRATIVE OFFICE OF THE COURTS
 Research and Statistics
 Statewide by County

22_RS3202

Table 2: District Court - DUI Charges Disposed by County CY 2021

	Convicted	Acquitted / Dismissed	Other	Grand Total
MCCREARY	104 (73%)	21 (15%)	17 (12%)	142 (100%)
HART	111 (78%)	8 (6%)	23 (16%)	142 (100%)
RUSSELL	95 (70%)	20 (15%)	20 (15%)	135 (100%)
BOYLE	97 (73%)	17 (13%)	19 (14%)	133 (100%)
BREATHITT	91 (69%)	11 (8%)	30 (23%)	132 (100%)
ROWAN	99 (76%)	6 (5%)	25 (19%)	130 (100%)
BELL	57 (45%)	31 (24%)	39 (31%)	127 (100%)
BOURBON	97 (78%)	15 (12%)	12 (10%)	124 (100%)
CLAY	75 (61%)	42 (34%)	5 (4%)	122 (100%)
NELSON	101 (83%)	4 (3%)	16 (13%)	121 (100%)
KNOTT	86 (76%)	16 (14%)	11 (10%)	113 (100%)
MARION	85 (77%)	6 (5%)	19 (17%)	110 (100%)
MONTGOMERY	73 (68%)	12 (11%)	22 (21%)	107 (100%)
WAYNE	82 (78%)	5 (5%)	18 (17%)	105 (100%)
MORGAN	76 (72%)	15 (14%)	14 (13%)	105 (100%)
LYON	82 (80%)	5 (5%)	16 (16%)	103 (100%)
ALLEN	68 (67%)	19 (19%)	15 (15%)	102 (100%)
ROCKCASTLE	58 (59%)	37 (37%)	4 (4%)	99 (100%)
CUMBERLAND	57 (59%)	10 (10%)	29 (30%)	96 (100%)
CARROLL	66 (69%)	25 (26%)	5 (5%)	96 (100%)
LINCOLN	76 (80%)	4 (4%)	15 (16%)	95 (100%)
JOHNSON	67 (71%)	18 (19%)	9 (10%)	94 (100%)
LETCHER	58 (62%)	15 (16%)	20 (22%)	93 (100%)
WOLFE	75 (82%)	4 (4%)	13 (14%)	92 (100%)
GRANT	68 (76%)	6 (7%)	16 (18%)	90 (100%)
SPENCER	64 (72%)	18 (20%)	7 (8%)	89 (100%)
HENRY	45 (51%)	16 (18%)	27 (31%)	88 (100%)
GALLATIN	53 (60%)	22 (25%)	13 (15%)	88 (100%)
ESTILL	67 (78%)	8 (9%)	11 (13%)	86 (100%)
BATH	62 (72%)	10 (12%)	14 (16%)	86 (100%)
METCALFE	55 (68%)	4 (5%)	22 (27%)	81 (100%)
PENDLETON	42 (53%)	28 (35%)	10 (13%)	80 (100%)
UNION	50 (65%)	1 (1%)	26 (34%)	77 (100%)
LESLIE	44 (57%)	27 (35%)	6 (8%)	77 (100%)
HARRISON	54 (70%)	10 (13%)	13 (17%)	77 (100%)
TRIGG	47 (63%)	10 (13%)	18 (24%)	75 (100%)
MAGOFFIN	50 (67%)	17 (23%)	8 (11%)	75 (100%)
BALLARD	45 (61%)	13 (18%)	16 (22%)	74 (100%)
LEWIS	60 (86%)	7 (10%)	3 (4%)	70 (100%)
MENIFEE	55 (83%)	2 (3%)	9 (14%)	66 (100%)
LAWRENCE	43 (65%)	12 (18%)	11 (17%)	66 (100%)
BRECKINRIDGE	56 (86%)	1 (2%)	8 (12%)	65 (100%)
GARRARD	45 (70%)	13 (20%)	6 (9%)	64 (100%)
MASON	58 (92%)	1 (2%)	4 (6%)	63 (100%)
MONROE	36 (63%)	7 (12%)	14 (25%)	57 (100%)
MERCER	54 (95%)	1 (2%)	2 (4%)	57 (100%)

* This data is provided from the CourtNet database.



ADMINISTRATIVE OFFICE OF THE COURTS
 Research and Statistics
 Statewide by County

22_RS3202

Table 2: District Court - DUI Charges Disposed by County CY 2021

	Convicted	Acquitted / Dismissed	Other	Grand Total
TODD	35 (67%)	2 (4%)	15 (29%)	52 (100%)
MEADE	42 (82%)	2 (4%)	7 (14%)	51 (100%)
LARUE	33 (69%)	4 (8%)	11 (23%)	48 (100%)
MARTIN	36 (77%)	9 (19%)	2 (4%)	47 (100%)
CALDWELL	30 (64%)	5 (11%)	12 (26%)	47 (100%)
TRIMBLE	36 (80%)	4 (9%)	5 (11%)	45 (100%)
GREEN	31 (69%)		14 (31%)	45 (100%)
CLINTON	25 (57%)	8 (18%)	11 (25%)	44 (100%)
BUTLER	35 (80%)		9 (20%)	44 (100%)
WEBSTER	34 (79%)	3 (7%)	6 (14%)	43 (100%)
MCLEAN	38 (88%)	1 (2%)	4 (9%)	43 (100%)
LIVINGSTON	30 (71%)		12 (29%)	42 (100%)
JACKSON	26 (65%)	11 (28%)	3 (8%)	40 (100%)
NICHOLAS	25 (68%)	2 (5%)	10 (27%)	37 (100%)
FLEMING	25 (68%)	3 (8%)	9 (24%)	37 (100%)
EDMONSON	16 (47%)	5 (15%)	13 (38%)	34 (100%)
OWEN	22 (67%)	6 (18%)	5 (15%)	33 (100%)
FULTON	26 (93%)		2 (7%)	28 (100%)
LEE	19 (79%)	2 (8%)	3 (13%)	24 (100%)
HANCOCK	19 (83%)	1 (4%)	3 (13%)	23 (100%)
WASHINGTON	17 (77%)		5 (23%)	22 (100%)
ELLIOTT	10 (45%)	3 (14%)	9 (41%)	22 (100%)
CRITTENDEN	21 (95%)		1 (5%)	22 (100%)
CARLISLE	16 (80%)	1 (5%)	3 (15%)	20 (100%)
BRACKEN	19 (95%)		1 (5%)	20 (100%)
OWSLEY	15 (79%)	4 (21%)		19 (100%)
HICKMAN	12 (80%)	1 (7%)	2 (13%)	15 (100%)
ROBERTSON	6 (100%)			6 (100%)
Grand Total	14,584 (75%)	1,946 (10%)	2,931 (15%)	19,461 (100%)

* This data is provided from the CourtNet database.

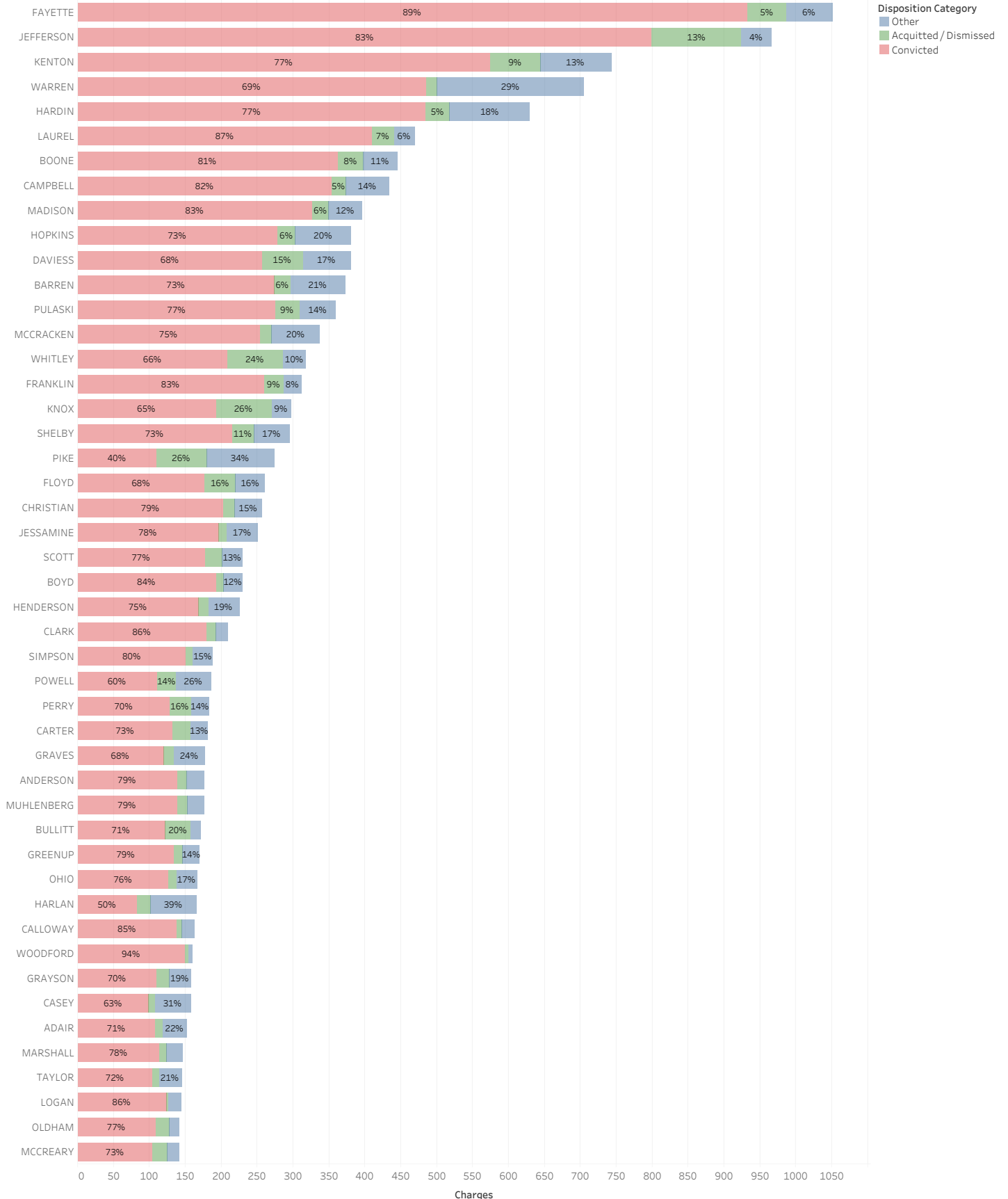


ADMINISTRATIVE OFFICE OF THE COURTS

Research and Statistics

Statewide by County

Chart 2: District Court - DUI Charges Disposed by County CY 2021



* This data is provided from the CourtNet database.



ADMINISTRATIVE OFFICE OF THE COURTS

Research and Statistics

Statewide by County

22_RS3202

Chart 2: District Court - DUI Charges Disposed by County CY 2021



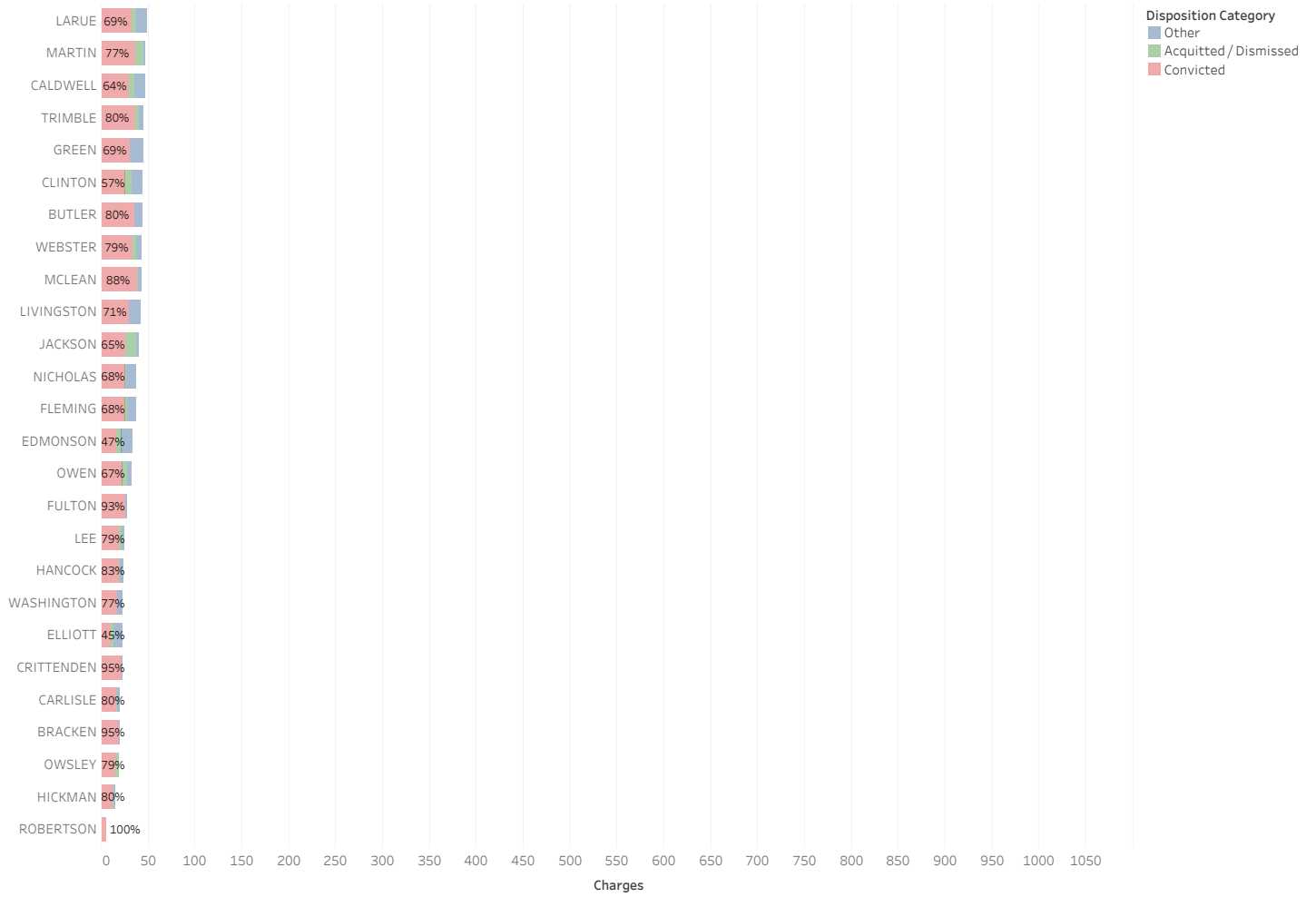
* This data is provided from the CourtNet database.



ADMINISTRATIVE OFFICE OF THE COURTS
 Research and Statistics
 Statewide by County

22_RS3202

Chart 2: District Court - DUI Charges Disposed by County CY 2021



* This data is provided from the CourtNet database.