



The Department of Information and Technology Services  
Research and Statistics  
1001 Vandalay Drive  
Frankfort, KY 40601  
(502) 573-2350

---

## DUI CHARGES DISPOSED 1/1/2017 – 12/31/2020 STATEWIDE AND BY COUNTY -INCLUDING CONVICTION RATE-

---

May 27, 2022

### Statistics Request Overall Description

On May 26, 2022, Jennifer Reed, the Unified Prosecutorial System requested from Research and Statistics, the additional DUI Conviction Rates statistics by County for Calendar Years (CY) 2017-2020.

CourtNet, which provides a summary of cases statewide, was queried for DUI Offenses having a charge disposition date between 1/1/2017 and 12/31/2020 statewide. The offenses extracted were within the AOC Categories: DUI 1<sup>st</sup>, DUI 2<sup>nd</sup>, DUI 3<sup>rd</sup>, DUI 4<sup>th</sup> and DUI Other. (See the attached supplemental report for a complete list of the UOR codes included).

- Factors, such as failures to appear, pre-trial diversion programs, etc. can influence the overall rate depending on whether they are included in the calculation. This report excludes the failure to appear (FTA/FTV) and diversion (DIV/PTD) disposition types.
- DUI charges which were disposed with an amended disposition type have been excluded, however, if amended to another DUI offense and the new charge is disposed, that charge is included in the report and will be reflected within the CY of disposition.

### Statistical Tables (22\_RS3200, 22\_RS3201 & 22\_RS3202)

#### **22\_RS3200: Supplemental list of the DUI offenses**

Provides a list of DUI offenses queried for this report sorted by KRS and *DUI Offense categories* (DUI 1<sup>st</sup> offenses, DUI 2<sup>nd</sup> offenses, DUI 3<sup>rd</sup> offenses, DUI 4<sup>th</sup> or subsequent offenses and DUI Other).

#### **Report# 22\_RS3201 (Statewide):**

Provides a horizontal bar graph of the percentages of DUI charges per charge disposition category along with the counts of charges disposed for each of the DUI Offense groups (DUI 1<sup>st</sup>, DUI 2<sup>nd</sup>, DUI 3<sup>rd</sup>, DUI 4<sup>th</sup> and DUI Other) during the CY. It is grouped by Court Jurisdiction and charge disposition category and is sorted by each DUI Offense group. The cross table at the bottom of the page provides the same information, in a cross-tabulation format, that also includes Court Jurisdiction subtotals.

#### **Report# 22\_RS3202 (Statewide by County):**

**DUI CHARGES DISPOSED 1/1/2017 – 12/31/2020  
STATEWIDE AND BY COUNTY  
-INCLUDING CONVICTION RATE-**

**Statistical Tables (22\_RS3200, 22\_RS3201 & 22\_RS3202)**

**Table 1 - Pages 1-3:** Provides a cross table by county, displaying the percentage and counts of DUI charges disposed during the CY within Circuit Court. The table is grouped by County and sorted by charge disposition category.

**Chart 1 - Page 4-6:** Provides a horizontal bar graph ranking the counties by the count of DUI charges disposed within Circuit Court during the CY. The chart is grouped by County and a separate color represents each charge disposition category.

**Table 2 - Pages 7-9:** Provides a cross table by county, displaying the percentage and counts of DUI charges disposed during the CY within District Court. The table is grouped by County and sorted by charge disposition category.

**Chart 2 - Page 10-12:** Provides a horizontal bar graph ranking the counties by the count of DUI charges disposed within District Court during the CY. The chart is grouped by County and a separate color represents each charge disposition category.

Statistical Analysis Considerations:

- These statistics represent a snapshot in time as of May 27, 2022.

**Data Variables Requested**

Database	Data Variable	Description
CourtNet	Calendar Year	The calendar year is January 1 through December 31 and is based on the charge disposition date. This report includes calendar year 2017-2020. (1/1/2017-12/31/2020).
	Court Jurisdiction	The division of the case in which each charge was convicted, or each case with requested charges was filed. The court division is based on the database code, which defines the court jurisdiction. (Circuit and District)
	Charges	The number of charges among the reported cases.
	Charge Disposition Date	The date in which each charge was disposed. Different charges within the same case may have separate disposition dates.
	Charge Disposition Category	Dispositions are grouped into the following categories: <ul style="list-style-type: none"> <li>• Convictions: <ul style="list-style-type: none"> <li>○ G – Guilty</li> <li>○ GM – Guilty - Multiple Counts</li> <li>○ GSS – Guilty - Sealed Sentence</li> <li>○ PRPD – Prepaid</li> </ul> </li> <li>• Acquitted/Dismissed: <ul style="list-style-type: none"> <li>○ Not Guilty</li> <li>○ Dismissal by Motion of Prosecution</li> </ul> </li> </ul>

**DUI CHARGES DISPOSED 1/1/2017 – 12/31/2020  
STATEWIDE AND BY COUNTY  
-INCLUDING CONVICTION RATE-**

		<ul style="list-style-type: none"> <li>○ Dismissed</li> <li>○ Dismissed/Diverted</li> <li>○ Pre-Payable Citation Dismissed</li> <li>○ Withdrawn</li> <li>● Others: <ul style="list-style-type: none"> <li>○ Affirmed</li> <li>○ Denied</li> <li>○ Grand Jury</li> <li>○ Granted</li> <li>○ Indictment by Grand Jury/Information</li> <li>○ Merged</li> <li>○ No Action Taken by Grand Jury</li> <li>○ No True Bill Returned by Grand Jury</li> <li>○ Other</li> <li>○ Remanded</li> <li>○ Transfer</li> </ul> </li> </ul> <p><b><u>The charge dispositions listed below were excluded:</u></b></p> <ul style="list-style-type: none"> <li>● <b>Amended</b> <ul style="list-style-type: none"> <li>○ AD – Amended Down</li> <li>○ AGJ – Amended Down by Grand Jury</li> <li>○ AMEND – Amended</li> <li>○ AU – Amended Up</li> <li>○ AUGJ – Amended Up by Grand Jury</li> </ul> </li> <li>● <b>Diverted</b> <ul style="list-style-type: none"> <li>○ Diversion</li> <li>○ Pre-Trial Diversion</li> </ul> </li> <li>● <b>FTA/FTV/AP:</b> <ul style="list-style-type: none"> <li>○ Administrative Procedure</li> <li>○ Failure to Appear</li> <li>○ Fugitive</li> </ul> </li> </ul>
	UOR Code	<p>The code which identifies the specific offense charge brought against the defendant. It is a numeric label for a specific offense charge used in a Uniform Offense Report (UOR). The first digit of the UOR code works as follows:</p> <ul style="list-style-type: none"> <li>● 0: an offense defined by a state statute</li> <li>● 8: an offense defined by a city ordinance</li> <li>● 9: an offense defined by a local ordinance or a code used by KCOJ for administrative purposes, e.g. 990240: “No Record Exists”.</li> </ul> <p>The second through sixth digits identify the specific offense. A UOR code on a citation typically begins with the second digit as encoded here. The seventh digit ranges from 0 through 6 and is used to indicate inchoate variants of the underlying offense, which may alter the penalty.</p>

**DUI CHARGES DISPOSED 1/1/2017 – 12/31/2020  
STATEWIDE AND BY COUNTY  
-INCLUDING CONVICTION RATE-**

		<ul style="list-style-type: none"> <li>• 0: The base offense is charged with no inchoate variant.</li> <li>• 1: Attempt</li> <li>• 2: Solicitation</li> <li>• 3: Conspiracy</li> <li>• 4: Facilitation</li> <li>• 5: Complicity</li> <li>• 6: Enhanced</li> </ul>
	UOR Description	<p>The label associated with this UOR code. A brief verbal summary of the statutory offense which is the basis for the type of criminal offense with which the defendant has been charged. For Example, UOR Code "0008050" represents the underlying statutory offense of KRS 508.080(1)(B) or, in brief English, "BOMB THREATS". UOR Code "0008051" represents an attempt of this offense, and the UOR Description is "ATT BOMB THREATS".</p> <p>A UOR Description beginning with “*OBS*” indicates that the code was made obsolete by the amendment or repeal of the related statute. Records of obsolete codes are retained so as to identify the appropriate penalty level for an offense charged prior to such amendment or repeal.</p>
	AOC Offense Category	<p>A classification of criminal offenses created by Research &amp; Statistics to identify related offenses for statistical purposes. The offenses included in this report were those within the “DUI”, a list of the codes is located below.</p>

**Disclaimer Associated with KCOJ/AOC Database(s) and Element(s)**

**RESEARCH AND STATISTICS DISCLAIMER**

Information received from KYCourts/CourtNet is subject to change(s), reprogramming, modification(s) of format and availability at the direction of the Administrative Office of the Courts (AOC), and may not at any particular moment reflect the true status of court cases due to ordinary limitation(s), delay(s) or error(s) in the system’s operation. The KYCourts/CourtNet database is not a real-time system. All datasets are a snapshot of case data at the time a query is run. Case counts are not counts of individuals as some persons may have multiple cases.

The AOC disclaims any warranties as to the validity of the information obtained from KYCourts/CourtNet. The recipient is solely responsible for verifying information received from KYCourts/CourtNet through the cross-referencing of official court records. The AOC shall not be liable to the recipient, or to any third party using the system or information obtained therefrom, for any damages whatsoever arising out of the use of KYCourts/CourtNet.

**RESEARCH AND STATISTICS UOR CODE DISCLAIMER**

The Kentucky State Police (KSP) assigns the Kentucky Uniform Crime Reporting Codes (UOR Codes) to criminal offenses in the Commonwealth of Kentucky. The KSP official list of UOR Codes by KRS number and descriptor can be obtained at the KSP's website at [www.kentuckystatepolice.org](http://www.kentuckystatepolice.org).

---

---

**DUI CHARGES DISPOSED 1/1/2017 – 12/31/2020**  
**STATEWIDE AND BY COUNTY**  
**-INCLUDING CONVICTION RATE-**

---

---

**Disclaimer Associated with KCOJ/AOC Database(s) and Element(s)**

The AOC assigns and maintains codes that are used within the Court of Justice Case Management System for statistical and reporting purposes. These codes are used to identify local and city ordinances, as well as codes for general administrative purposes. The AOC official list of UOR Codes with KRS number and descriptor can be obtained at the Court of Justice Website at [courts.ky.gov/aoc/statistical](http://courts.ky.gov/aoc/statistical) reports. The AOC UOR Code Listing is for informational purposes only and the information is subject to change, reprogramming, modifications of format, and availability at the direction of the Administrative Office of the Courts (AOC).

A query for data based on specified charges will include each UOR code specified and possible supplemental codes. Supplemental codes (or "ASCF" codes) to any UOR code include: 1) attempt, 2) solicitation, 3) conspiracy, 4) facilitation, 5) complicity, and 6) enhancement. In total, UOR codes contain seven digits. The first six digits are specific to that charge. The seventh digit indicates if there is a supplemental code. A "0" as the seventh digit means that is the primary UOR code and it does not have a supplemental code. If there are supplemental codes, the "0" will change to a 1, 2, 3, 4, 5, or 6 (the numbering corresponds to the list above). An enhancement does not exist on all UOR codes. When a supplemental code does not appear within a dataset, charge(s) did not occur during this period. The presence of "\*obs" within the description of a UOR code indicates an obsolete UOR code. However, the code is still present within the KYCourts/CourtNet database and may still be utilized. Not every UOR code included in the query will have charges associated with it in each calendar year examined. Some cases may contain multiple charges; therefore, charge counts may exceed case counts. The number of cases cannot be inferred as the number of individuals as multiple cases may have the same defendant.

The AOC disclaims and makes no warranty, express or implied, nor assumes any legal liability or responsibility, for the validity, accuracy, correctness, or completeness of any information that is available and/or obtained through this listing. The recipient is solely responsible for verifying the accuracy of the information received from the official owner of the UOR Codes, the KSP. Furthermore, the AOC shall not be liable to the recipient, the recipient's heirs and assigns, next of kin or to any third party, for any and all claims, demands, losses or damages arising from the usage of this list and/or information contained therein.



ADMINISTRATIVE OFFICE OF THE COURTS
Research & Statistics

22\_RS3200

The UOR Codes listed below were queried for the offense reports 22\_RS3201 & 22\_RS3202.
(This listing includes the base code only, the additional ASCF's are included in the query)

Table with columns: AOC Offense Category, KRS, Long UOR, Description, Level, Class. Rows include DUI 1st Offense, DUI 2nd Offense, DUI 3rd Offense, DUI 4th Offense, and DUI Other.

\* This data is from the CourtNet database.

\* The offense groups and categories included in this list were created for statistical reporting purposes and do not necessarily reflect any legal authority, statutory or otherwise.



**ADMINISTRATIVE OFFICE OF THE COURTS**  
**Research & Statistics**

22\_RS3200

The UOR Codes listed below were queried for the offense reports 22\_RS3201 & 22\_RS3202.  
(This listing includes the base code only, the additional ASCF's are included in the query)

AOC Offense Category	KRS	Long UOR	Description	Level	Class	
DUI Other	235.240	0059820	*OBS* OPER A BOAT/WATERCRAFT U/INFLUENCE OF ALCOHOL, 3RD	Misdemeanor	B	
		0059830	OPER BOAT/WATERCRAFT U/INFLUENCE OF ALCOHOL, 3RD OR SUBS	Misdemeanor	B	
		0059850	OPER BOAT/WATERCRAFT WHILE INTOXICATED OR U/INFLUENCE, 1ST	Misdemeanor	B	
		0059870	OPER BOAT/WATERCRAFT WHILE INTOXICATED OR U/INFLUENCE, 2ND	Misdemeanor	B	
		0059970	*OBS* OPER BOAT U/INFLUENCE OF ALCOHOL - 1ST OFF	Misdemeanor	B	
		0059980	*OBS* OPERATING BOAT/WATERCRAFT U/INFLUENCE OF ALC, 2ND	Violation	X	
		0059990	*OBS* OPERATING BOAT/WATERCRAFT U/INFLUENCE OF ALC, 3RD >	Misdemeanor	A	
		235.240(2)	0060230	*OBS* OPER MOTORBOAT U/INFLUENCE OF DRUGS/INTOXICAN 1ST/2ND	Violation	X
		431.005	0011490	*OBS* DUI (PROBABLE CAUSE)	Misdemeanor	B

\* This data is from the CourtNet database.

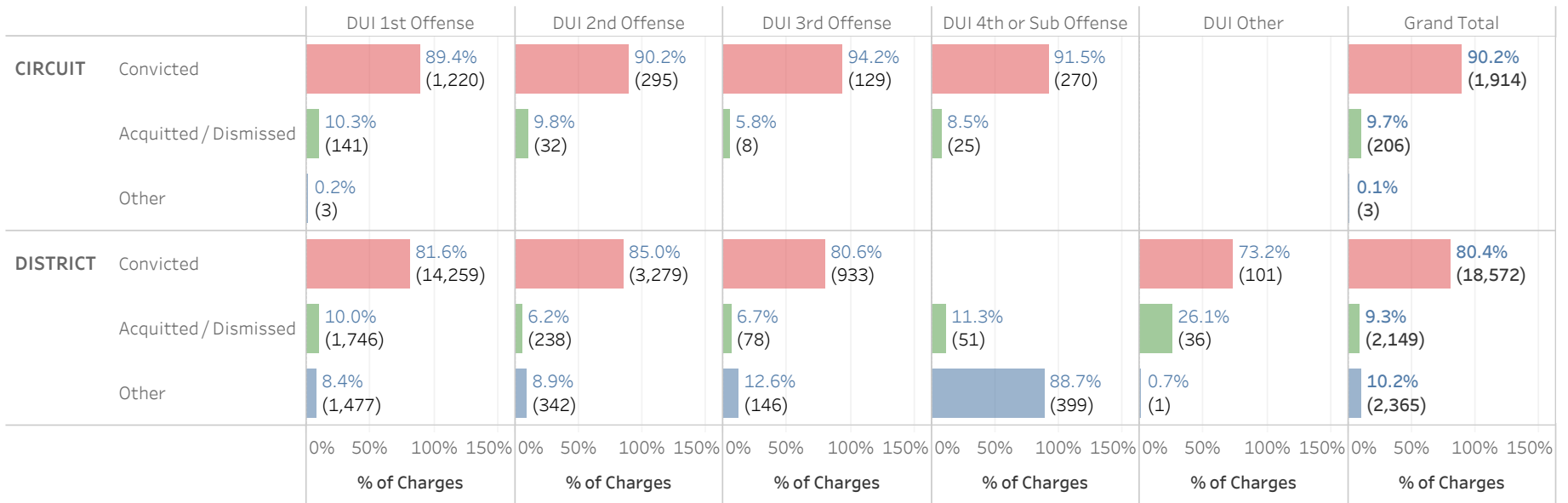
\* The offense groups and categories included in this list were created for statistical reporting purposes and do not necessarily reflect any legal authority, statutory or otherwise.



**ADMINISTRATIVE OFFICE OF THE COURTS**  
**Research and Statistics**  
 DUI Charges Disposed 1/1/2017 - 12/31/2017  
 Statewide

22\_RS3201

■ Convicted  
■ Acquitted/Dismissed  
■ Other



	DUI 1st Offense	DUI 2nd Offense	DUI 3rd Offense	DUI 4th or Sub Offense	DUI Other	Grand Total
<b>CIRCUIT</b>						
Convicted	1,220 (89.4%)	295 (90.2%)	129 (94.2%)	270 (91.5%)		1,914 (90.2%)
Acquitted/Dismissed	141 (10.3%)	32 (9.8%)	8 (5.8%)	25 (8.5%)		206 (9.7%)
Other	3 (0.2%)					3 (0.1%)
Total	1,364 (100.0%)	327 (100.0%)	137 (100.0%)	295 (100.0%)		2,123 (100.0%)
<b>DISTRICT</b>						
Convicted	14,259 (81.6%)	3,279 (85.0%)	933 (80.6%)		101 (73.2%)	18,572 (80.4%)
Acquitted/Dismissed	1,746 (10.0%)	238 (6.2%)	78 (6.7%)	51 (11.3%)	36 (26.1%)	2,149 (9.3%)
Other	1,477 (8.4%)	342 (8.9%)	146 (12.6%)	399 (88.7%)	1 (0.7%)	2,365 (10.2%)
Total	17,482 (100.0%)	3,859 (100.0%)	1,157 (100.0%)	450 (100.0%)	138 (100.0%)	23,086 (100.0%)

\* This data is provided from the CourtNet database.

\* This report excludes the failures to appear (FTA/FTV) and diversion (DIV/PTD) charge disposition types.

\* DUI charges which were disposed with an amended disposition type have been excluded, however, if amended to another DUI offense and the new charge is disposed, that charge is included in the report and will be reflected within the CY of disposition.

Data Valid:  
 5/27/2022  
 Page 1 of 1





ADMINISTRATIVE OFFICE OF THE COURTS  
 Research and Statistics  
 Statewide by County

22\_RS3202

**Table 1: Circuit Court - DUI Charges Disposed by County CY 2017**

	Convicted	Acquitted / Dismissed	Other	Grand Total
WARREN	130 (96%)	6 (4%)		136 (100%)
HARDIN	101 (99%)	1 (1%)		102 (100%)
KENTON	87 (97%)	3 (3%)		90 (100%)
JEFFERSON	67 (85%)	12 (15%)		79 (100%)
MCCRACKEN	74 (95%)	4 (5%)		78 (100%)
DAVISS	62 (93%)	5 (7%)		67 (100%)
CAMPBELL	49 (91%)	5 (9%)		54 (100%)
FAYETTE	50 (96%)	2 (4%)		52 (100%)
BOONE	44 (92%)	4 (8%)		48 (100%)
BELL	47 (98%)	1 (2%)		48 (100%)
MADISON	34 (83%)	7 (17%)		41 (100%)
BARREN	40 (98%)	1 (2%)		41 (100%)
HOPKINS	35 (88%)	4 (10%)	1 (3%)	40 (100%)
GRAVES	21 (60%)	14 (40%)		35 (100%)
FRANKLIN	29 (83%)	6 (17%)		35 (100%)
OHIO	32 (97%)	1 (3%)		33 (100%)
FULTON	31 (97%)	1 (3%)		32 (100%)
HENDERSON	31 (100%)			31 (100%)
SHELBY	25 (83%)	5 (17%)		30 (100%)
CHRISTIAN	25 (89%)	3 (11%)		28 (100%)
MARSHALL	23 (85%)	4 (15%)		27 (100%)
LAUREL	26 (96%)	1 (4%)		27 (100%)
LOGAN	25 (96%)	1 (4%)		26 (100%)
HARLAN	21 (81%)	5 (19%)		26 (100%)
CARROLL	25 (96%)	1 (4%)		26 (100%)
BOYD	22 (85%)	4 (15%)		26 (100%)
CASEY	24 (96%)	1 (4%)		25 (100%)
CALLOWAY	24 (100%)			24 (100%)
BULLITT	20 (83%)	4 (17%)		24 (100%)
NELSON	17 (74%)	6 (26%)		23 (100%)
LARUE	20 (87%)	3 (13%)		23 (100%)
KNOX	19 (83%)	4 (17%)		23 (100%)
GRANT	21 (91%)	2 (9%)		23 (100%)
HART	16 (73%)	6 (27%)		22 (100%)
PULASKI	20 (95%)	1 (5%)		21 (100%)
JESSAMINE	20 (95%)	1 (5%)		21 (100%)
MONTGOMERY	16 (80%)	3 (15%)	1 (5%)	20 (100%)
TAYLOR	18 (95%)	1 (5%)		19 (100%)
HENRY	17 (94%)	1 (6%)		18 (100%)
FLEMING	18 (100%)			18 (100%)
MCCREARY	13 (76%)	4 (24%)		17 (100%)
FLOYD	12 (71%)	5 (29%)		17 (100%)
ADAIR	15 (88%)	2 (12%)		17 (100%)
PIKE	15 (94%)	1 (6%)		16 (100%)
ANDERSON	15 (100%)			15 (100%)
ROCKCASTLE	8 (57%)	6 (43%)		14 (100%)
LETCHER	12 (86%)	2 (14%)		14 (100%)
CARTER	14 (100%)			14 (100%)
WHITLEY	12 (92%)	1 (8%)		13 (100%)
WEBSTER	13 (100%)			13 (100%)
LYON	13 (100%)			13 (100%)

\* This data is provided from the CourtNet database.



ADMINISTRATIVE OFFICE OF THE COURTS  
 Research and Statistics  
 Statewide by County

22\_RS3202

Table 1: Circuit Court - DUI Charges Disposed by County CY 2017

	Convicted	Acquitted / Dismissed	Other	Grand Total
WOODFORD	12 (100%)			12 (100%)
GRAYSON	10 (83%)	2 (17%)		12 (100%)
SCOTT	11 (100%)			11 (100%)
ROWAN	9 (82%)	2 (18%)		11 (100%)
MUHLENBERG	11 (100%)			11 (100%)
MARION	10 (91%)	1 (9%)		11 (100%)
GREENUP	11 (100%)			11 (100%)
GARRARD	8 (73%)	3 (27%)		11 (100%)
TODD	9 (90%)	1 (10%)		10 (100%)
OLDHAM	7 (70%)	3 (30%)		10 (100%)
ESTILL	9 (90%)	1 (10%)		10 (100%)
BUTLER	10 (100%)			10 (100%)
BOYLE	9 (90%)	1 (10%)		10 (100%)
SPENCER	9 (100%)			9 (100%)
RUSSELL	6 (67%)	3 (33%)		9 (100%)
PERRY	8 (89%)	1 (11%)		9 (100%)
OWEN	9 (100%)			9 (100%)
MONROE	5 (56%)	4 (44%)		9 (100%)
MASON	8 (89%)	1 (11%)		9 (100%)
JOHNSON	9 (100%)			9 (100%)
GALLATIN	9 (100%)			9 (100%)
WAYNE	7 (88%)	1 (13%)		8 (100%)
MERCER	8 (100%)			8 (100%)
MEADE	7 (88%)	1 (13%)		8 (100%)
HICKMAN	6 (75%)	2 (25%)		8 (100%)
CUMBERLAND	5 (63%)	3 (38%)		8 (100%)
CLARK	8 (100%)			8 (100%)
CALDWELL	7 (88%)	1 (13%)		8 (100%)
TRIGG	5 (71%)	2 (29%)		7 (100%)
LIVINGSTON	5 (71%)	2 (29%)		7 (100%)
LESLIE	5 (83%)	1 (17%)		6 (100%)
TRIMBLE	4 (80%)	1 (20%)		5 (100%)
HARRISON	5 (100%)			5 (100%)
EDMONSON	4 (80%)	1 (20%)		5 (100%)
CLAY	3 (60%)	2 (40%)		5 (100%)
BREATHITT	5 (100%)			5 (100%)
BATH	5 (100%)			5 (100%)
BALLARD	4 (80%)	1 (20%)		5 (100%)
UNION	3 (75%)	1 (25%)		4 (100%)
SIMPSON	3 (75%)	1 (25%)		4 (100%)
NICHOLAS	3 (75%)	1 (25%)		4 (100%)
LINCOLN	4 (100%)			4 (100%)
KNOTT	4 (100%)			4 (100%)
HANCOCK	3 (75%)	1 (25%)		4 (100%)
CRITTENDEN	4 (100%)			4 (100%)
BOURBON	3 (75%)	1 (25%)		4 (100%)
ALLEN	4 (100%)			4 (100%)
WOLFE	3 (100%)			3 (100%)
POWELL	3 (100%)			3 (100%)
OWSLEY	3 (100%)			3 (100%)
MORGAN	2 (67%)	1 (33%)		3 (100%)

\* This data is provided from the CourtNet database.



ADMINISTRATIVE OFFICE OF THE COURTS  
 Research and Statistics  
 Statewide by County

Table 1: Circuit Court - DUI Charges Disposed by County CY 2017

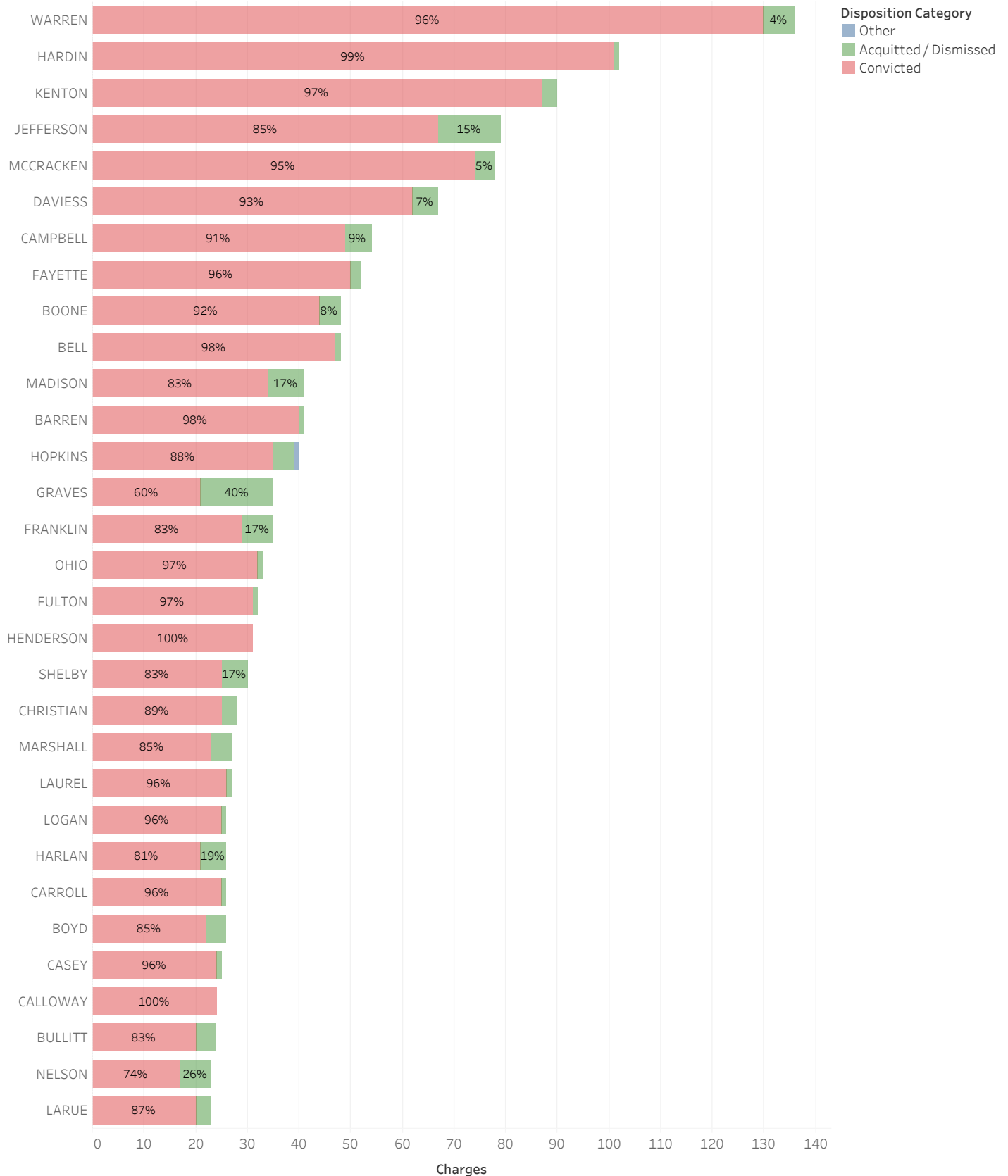
	Convicted	Acquitted / Dismissed	Other	Grand Total
MCLEAN	3 (100%)			3 (100%)
MARTIN	3 (100%)			3 (100%)
LEWIS	3 (100%)			3 (100%)
LAWRENCE	3 (100%)			3 (100%)
ELLIOTT	3 (100%)			3 (100%)
CLINTON	1 (33%)	2 (67%)		3 (100%)
BRECKINRIDGE	2 (67%)		1 (33%)	3 (100%)
PENDLETON	1 (50%)	1 (50%)		2 (100%)
WASHINGTON	1 (100%)			1 (100%)
JACKSON		1 (100%)		1 (100%)
GREEN	1 (100%)			1 (100%)
BRACKEN	1 (100%)			1 (100%)
Grand Total	1,914 (90%)	206 (10%)	3 (0%)	2,123 (100%)

\* This data is provided from the CourtNet database.



ADMINISTRATIVE OFFICE OF THE COURTS  
 Research and Statistics  
 Statewide by County

Chart 1: Circuit Court - DUI Charges Disposed by County CY 2017

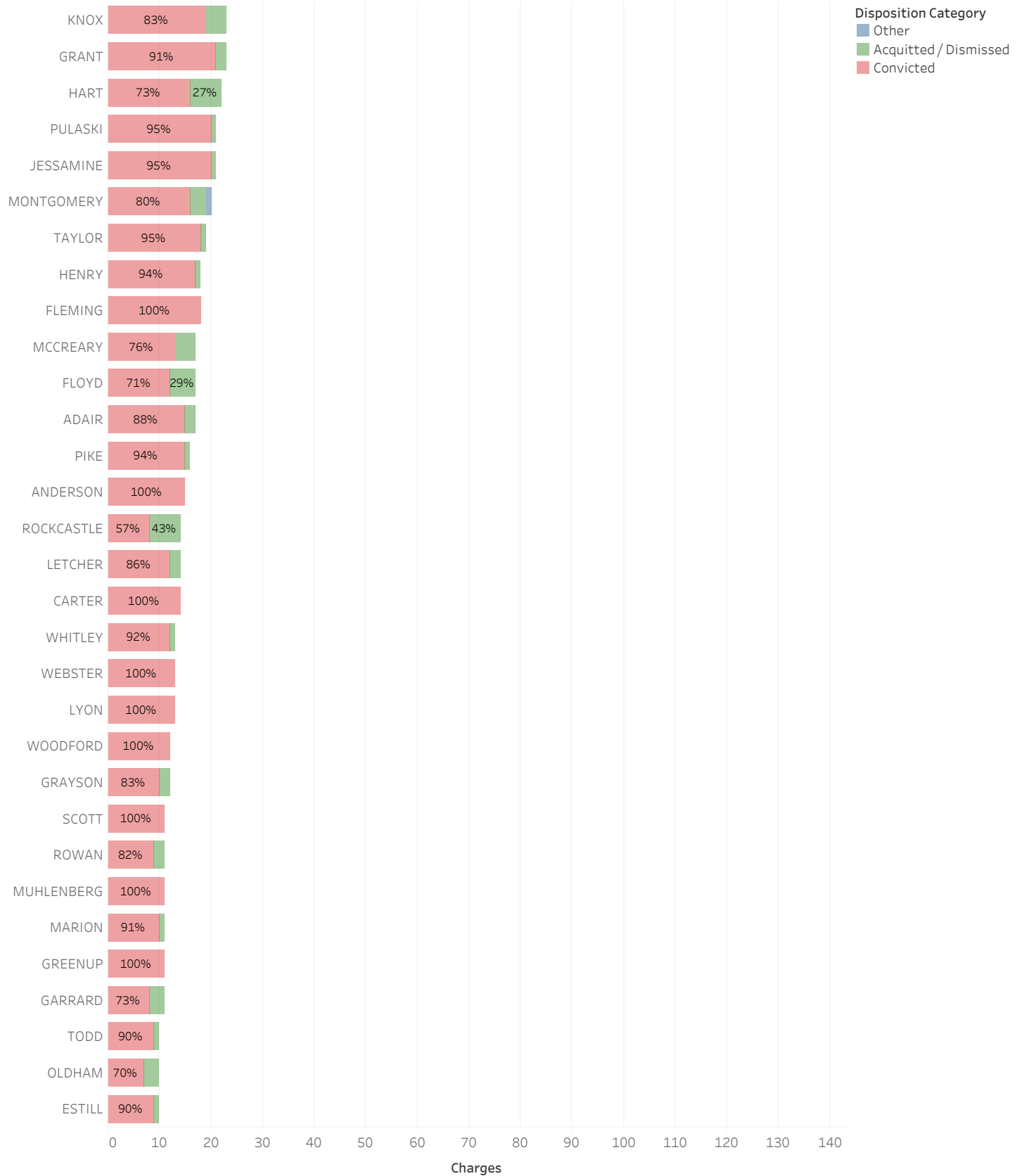


\* This data is provided from the CourtNet database.



ADMINISTRATIVE OFFICE OF THE COURTS  
 Research and Statistics  
 Statewide by County

Chart 1: Circuit Court - DUI Charges Disposed by County CY 2017

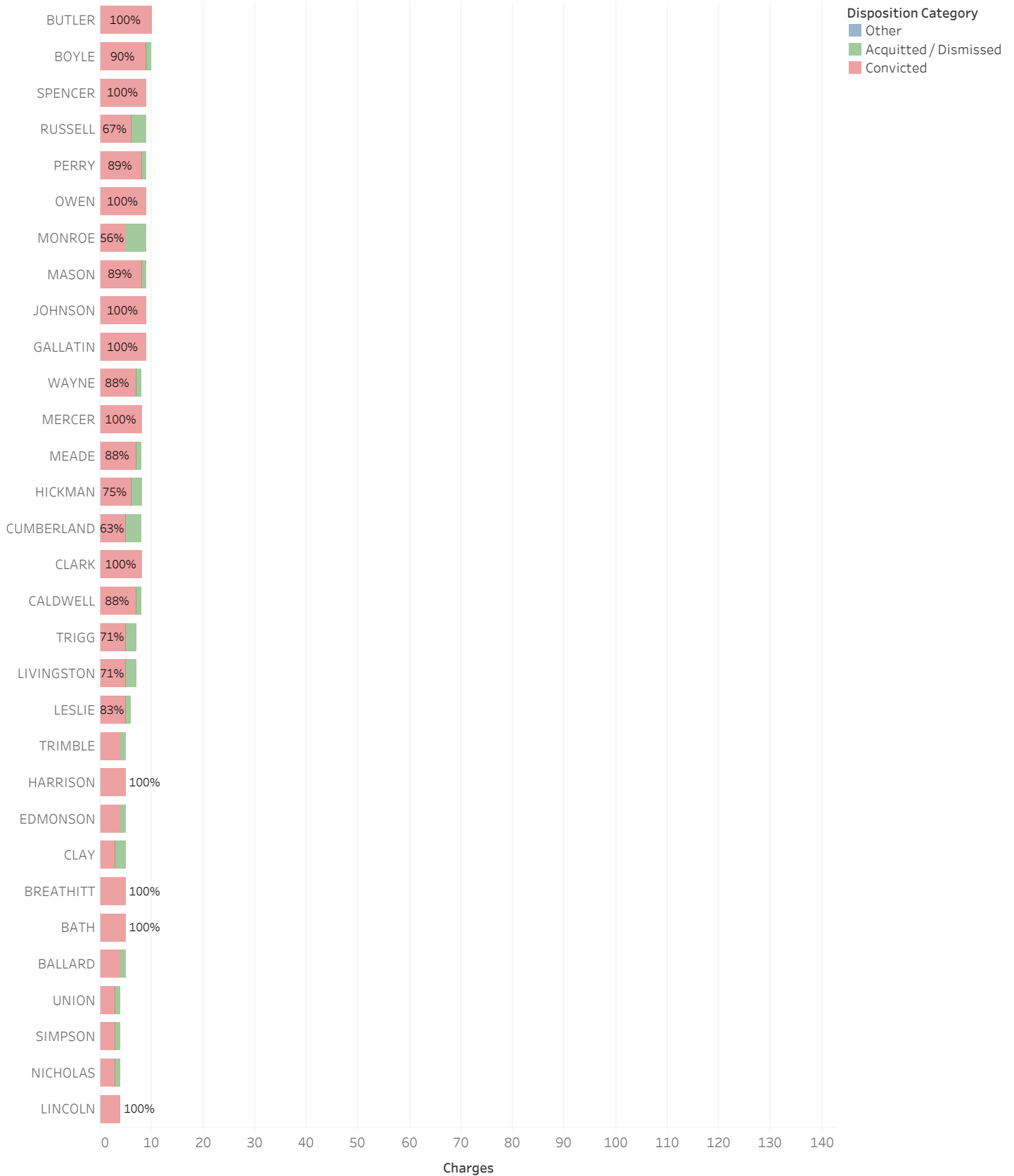


\* This data is provided from the CourtNet database.



ADMINISTRATIVE OFFICE OF THE COURTS  
 Research and Statistics  
 Statewide by County

Chart 1: Circuit Court - DUI Charges Disposed by County CY 2017

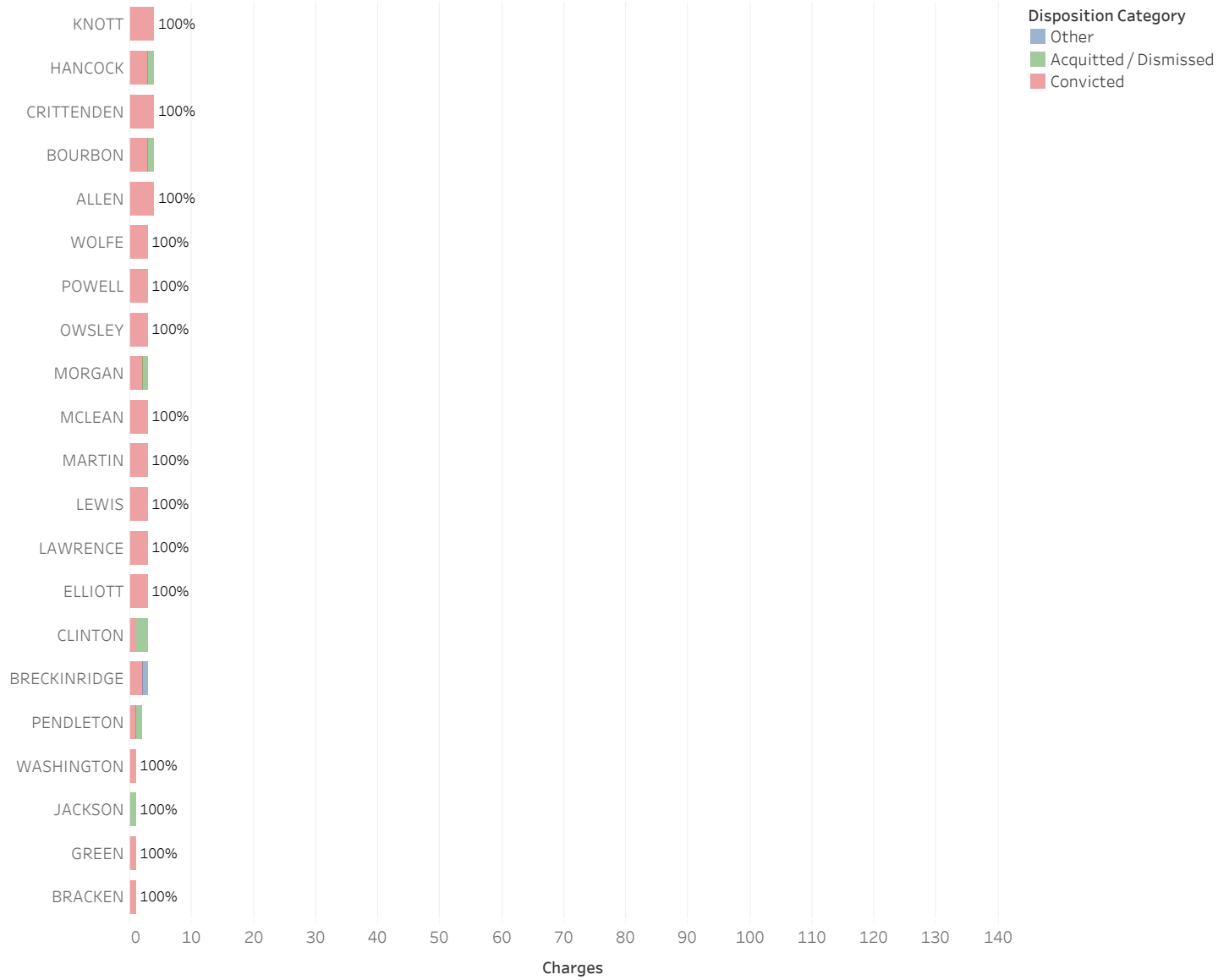


\* This data is provided from the CourtNet database.



ADMINISTRATIVE OFFICE OF THE COURTS  
 Research and Statistics  
 Statewide by County

Chart 1: Circuit Court - DUI Charges Disposed by County CY 2017



\* This data is provided from the CourtNet database.



ADMINISTRATIVE OFFICE OF THE COURTS  
 Research and Statistics  
 Statewide by County

Table 2: District Court - DUI Charges Disposed by County CY 2017

	Convicted	Acquitted / Dismissed	Other	Grand Total
JEFFERSON	1,654 (85%)	174 (9%)	116 (6%)	1,944 (100%)
FAYETTE	997 (91%)	44 (4%)	58 (5%)	1,099 (100%)
WARREN	620 (79%)	19 (2%)	150 (19%)	789 (100%)
KENTON	648 (84%)	34 (4%)	93 (12%)	775 (100%)
HARDIN	515 (79%)	25 (4%)	109 (17%)	649 (100%)
LAUREL	567 (88%)	55 (9%)	25 (4%)	647 (100%)
BOONE	450 (84%)	31 (6%)	55 (10%)	536 (100%)
MADISON	394 (85%)	29 (6%)	43 (9%)	466 (100%)
CAMPBELL	372 (82%)	28 (6%)	53 (12%)	453 (100%)
DAVISS	360 (80%)	32 (7%)	59 (13%)	451 (100%)
MCCRACKEN	358 (81%)	12 (3%)	73 (16%)	443 (100%)
BOYD	327 (85%)	30 (8%)	28 (7%)	385 (100%)
FRANKLIN	301 (83%)	14 (4%)	46 (13%)	361 (100%)
HARLAN	238 (67%)	62 (18%)	53 (15%)	353 (100%)
BELL	218 (62%)	72 (21%)	60 (17%)	350 (100%)
HOPKINS	275 (79%)	17 (5%)	57 (16%)	349 (100%)
PULASKI	268 (80%)	41 (12%)	28 (8%)	337 (100%)
PIKE	244 (76%)	57 (18%)	22 (7%)	323 (100%)
HENDERSON	286 (89%)	12 (4%)	24 (7%)	322 (100%)
SHELBY	250 (80%)	35 (11%)	26 (8%)	311 (100%)
KNOX	221 (71%)	73 (23%)	17 (5%)	311 (100%)
FLOYD	238 (78%)	52 (17%)	16 (5%)	306 (100%)
CALLOWAY	253 (85%)	12 (4%)	31 (10%)	296 (100%)
CHRISTIAN	221 (76%)	33 (11%)	36 (12%)	290 (100%)
BARREN	213 (74%)	24 (8%)	49 (17%)	286 (100%)
JESSAMINE	249 (89%)	7 (2%)	25 (9%)	281 (100%)
GRAVES	208 (75%)	29 (10%)	40 (14%)	277 (100%)
WHITLEY	208 (77%)	53 (20%)	9 (3%)	270 (100%)
SCOTT	217 (86%)	19 (8%)	17 (7%)	253 (100%)
PERRY	179 (74%)	48 (20%)	15 (6%)	242 (100%)
MARSHALL	184 (77%)	20 (8%)	36 (15%)	240 (100%)
OHIO	159 (72%)	21 (9%)	42 (19%)	222 (100%)
BULLITT	153 (70%)	44 (20%)	21 (10%)	218 (100%)
OLDHAM	183 (86%)	21 (10%)	8 (4%)	212 (100%)
CLAY	136 (65%)	64 (30%)	10 (5%)	210 (100%)
MCCREARY	158 (76%)	32 (15%)	18 (9%)	208 (100%)
MUHLENBERG	183 (92%)	9 (5%)	7 (4%)	199 (100%)
ROWAN	161 (85%)	13 (7%)	16 (8%)	190 (100%)
NELSON	163 (87%)	8 (4%)	17 (9%)	188 (100%)
ANDERSON	154 (83%)	10 (5%)	21 (11%)	185 (100%)
WOODFORD	160 (92%)	5 (3%)	9 (5%)	174 (100%)
GREENUP	150 (88%)	11 (6%)	10 (6%)	171 (100%)
FULTON	112 (67%)	24 (14%)	31 (19%)	167 (100%)
CARTER	144 (86%)	14 (8%)	9 (5%)	167 (100%)
BOYLE	139 (85%)	7 (4%)	18 (11%)	164 (100%)
GRAYSON	142 (87%)	8 (5%)	13 (8%)	163 (100%)

\* This data is provided from the CourtNet database.





ADMINISTRATIVE OFFICE OF THE COURTS  
 Research and Statistics  
 Statewide by County

**Table 2: District Court - DUI Charges Disposed by County CY 2017**

	Convicted	Acquitted / Dismissed	Other	Grand Total
LOGAN	121 (76%)	6 (4%)	33 (21%)	160 (100%)
ROCKCASTLE	107 (67%)	51 (32%)	1 (1%)	159 (100%)
MAGOFFIN	112 (77%)	28 (19%)	6 (4%)	146 (100%)
BOURBON	122 (87%)	8 (6%)	10 (7%)	140 (100%)
MASON	123 (88%)	8 (6%)	8 (6%)	139 (100%)
JOHNSON	111 (81%)	15 (11%)	11 (8%)	137 (100%)
HENRY	111 (82%)	6 (4%)	19 (14%)	136 (100%)
CLARK	124 (93%)	6 (4%)	4 (3%)	134 (100%)
SPENCER	95 (72%)	21 (16%)	16 (12%)	132 (100%)
FLEMING	99 (75%)	10 (8%)	23 (17%)	132 (100%)
TAYLOR	100 (79%)	10 (8%)	17 (13%)	127 (100%)
RUSSELL	109 (86%)	8 (6%)	10 (8%)	127 (100%)
KNOTT	96 (76%)	22 (17%)	9 (7%)	127 (100%)
MONTGOMERY	99 (79%)	6 (5%)	20 (16%)	125 (100%)
LETCHER	76 (61%)	37 (30%)	12 (10%)	125 (100%)
ADAIR	90 (75%)	10 (8%)	20 (17%)	120 (100%)
CARROLL	75 (65%)	19 (16%)	22 (19%)	116 (100%)
GRANT	78 (70%)	16 (14%)	18 (16%)	112 (100%)
TRIGG	84 (76%)	17 (15%)	10 (9%)	111 (100%)
LINCOLN	96 (86%)	8 (7%)	7 (6%)	111 (100%)
LYON	81 (74%)	17 (16%)	11 (10%)	109 (100%)
POWELL	77 (73%)	24 (23%)	4 (4%)	105 (100%)
MARION	84 (80%)	8 (8%)	13 (12%)	105 (100%)
WAYNE	77 (74%)	19 (18%)	8 (8%)	104 (100%)
MERCER	91 (88%)	5 (5%)	7 (7%)	103 (100%)
SIMPSON	81 (80%)	11 (11%)	9 (9%)	101 (100%)
LARUE	64 (63%)	13 (13%)	24 (24%)	101 (100%)
BREATHITT	84 (83%)	11 (11%)	6 (6%)	101 (100%)
GARRARD	79 (84%)	5 (5%)	10 (11%)	94 (100%)
ALLEN	80 (87%)	6 (7%)	6 (7%)	92 (100%)
MONROE	68 (75%)	13 (14%)	10 (11%)	91 (100%)
MARTIN	70 (78%)	12 (13%)	8 (9%)	90 (100%)
CUMBERLAND	73 (81%)	6 (7%)	11 (12%)	90 (100%)
NICHOLAS	73 (84%)	10 (11%)	4 (5%)	87 (100%)
HART	50 (60%)	9 (11%)	25 (30%)	84 (100%)
LAWRENCE	63 (77%)	9 (11%)	10 (12%)	82 (100%)
ESTILL	66 (83%)	3 (4%)	11 (14%)	80 (100%)
CASEY	57 (71%)	3 (4%)	20 (25%)	80 (100%)
CLINTON	48 (62%)	19 (25%)	10 (13%)	77 (100%)
JACKSON	63 (85%)	9 (12%)	2 (3%)	74 (100%)
MEADE	62 (87%)	1 (1%)	8 (11%)	71 (100%)
HARRISON	56 (80%)	11 (16%)	3 (4%)	70 (100%)
BUTLER	44 (70%)	6 (10%)	13 (21%)	63 (100%)
WOLFE	48 (77%)	10 (16%)	4 (6%)	62 (100%)
MORGAN	42 (70%)	11 (18%)	7 (12%)	60 (100%)
LEWIS	42 (71%)	7 (12%)	10 (17%)	59 (100%)

\* This data is provided from the CourtNet database.



ADMINISTRATIVE OFFICE OF THE COURTS  
 Research and Statistics  
 Statewide by County

22\_RS3202

Table 2: District Court - DUI Charges Disposed by County CY 2017

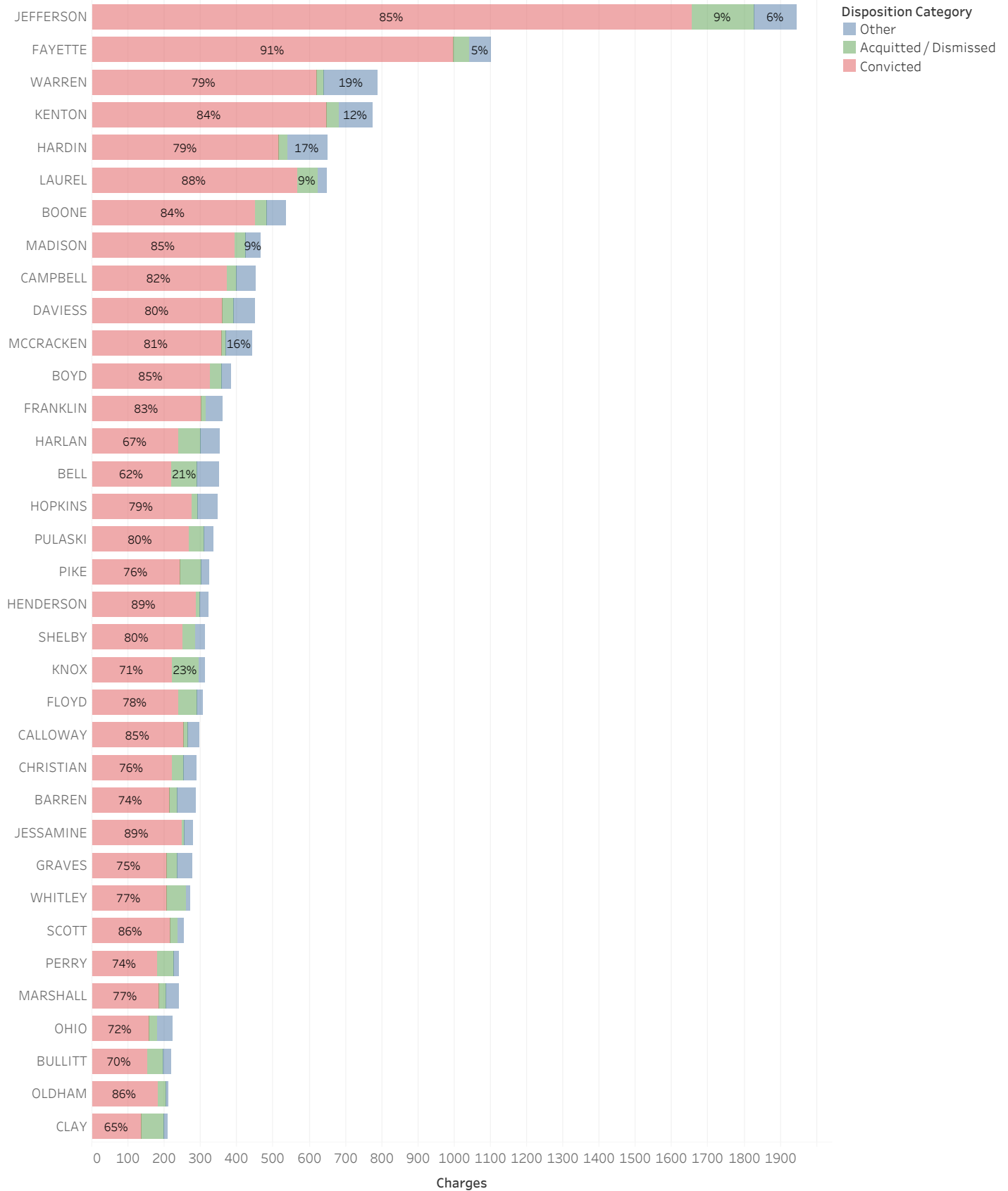
	Convicted	Acquitted / Dismissed	Other	Grand Total
CALDWELL	45 (76%)	2 (3%)	12 (20%)	59 (100%)
MCLEAN	49 (86%)	3 (5%)	5 (9%)	57 (100%)
LEE	49 (91%)	3 (6%)	2 (4%)	54 (100%)
BRECKINRIDGE	42 (78%)	1 (2%)	11 (20%)	54 (100%)
GALLATIN	36 (68%)	9 (17%)	8 (15%)	53 (100%)
OWEN	32 (63%)	11 (22%)	8 (16%)	51 (100%)
UNION	40 (87%)	5 (11%)	1 (2%)	46 (100%)
BALLARD	29 (66%)	10 (23%)	5 (11%)	44 (100%)
LIVINGSTON	32 (74%)	6 (14%)	5 (12%)	43 (100%)
METCALFE	37 (88%)	3 (7%)	2 (5%)	42 (100%)
WEBSTER	31 (78%)	1 (3%)	8 (20%)	40 (100%)
TODD	29 (73%)	5 (13%)	6 (15%)	40 (100%)
BATH	33 (85%)	3 (8%)	3 (8%)	39 (100%)
CRITTENDEN	35 (92%)		3 (8%)	38 (100%)
PENDLETON	35 (97%)		1 (3%)	36 (100%)
GREEN	27 (75%)		9 (25%)	36 (100%)
TRIMBLE	26 (74%)	4 (11%)	5 (14%)	35 (100%)
WASHINGTON	25 (78%)	1 (3%)	6 (19%)	32 (100%)
EDMONSON	25 (78%)	2 (6%)	5 (16%)	32 (100%)
HICKMAN	24 (83%)	2 (7%)	3 (10%)	29 (100%)
LESLIE	14 (54%)	11 (42%)	1 (4%)	26 (100%)
ELLIOTT	17 (77%)	2 (9%)	3 (14%)	22 (100%)
OWSLEY	19 (95%)	1 (5%)		20 (100%)
HANCOCK	18 (90%)		2 (10%)	20 (100%)
MENIFEE	14 (88%)	2 (13%)		16 (100%)
CARLISLE	12 (75%)	4 (25%)		16 (100%)
BRACKEN	13 (81%)	1 (6%)	2 (13%)	16 (100%)
ROBERTSON	3 (50%)	3 (50%)		6 (100%)
<b>Grand Total</b>	<b>18,572 (80%)</b>	<b>2,149 (9%)</b>	<b>2,365 (10%)</b>	<b>23,086 (100%)</b>

\* This data is provided from the CourtNet database.



ADMINISTRATIVE OFFICE OF THE COURTS  
 Research and Statistics  
 Statewide by County

Chart 2: District Court - DUI Charges Disposed by County CY 2017



\* This data is provided from the CourtNet database.



ADMINISTRATIVE OFFICE OF THE COURTS  
 Research and Statistics  
 Statewide by County

Chart 2: District Court - DUI Charges Disposed by County CY 2017

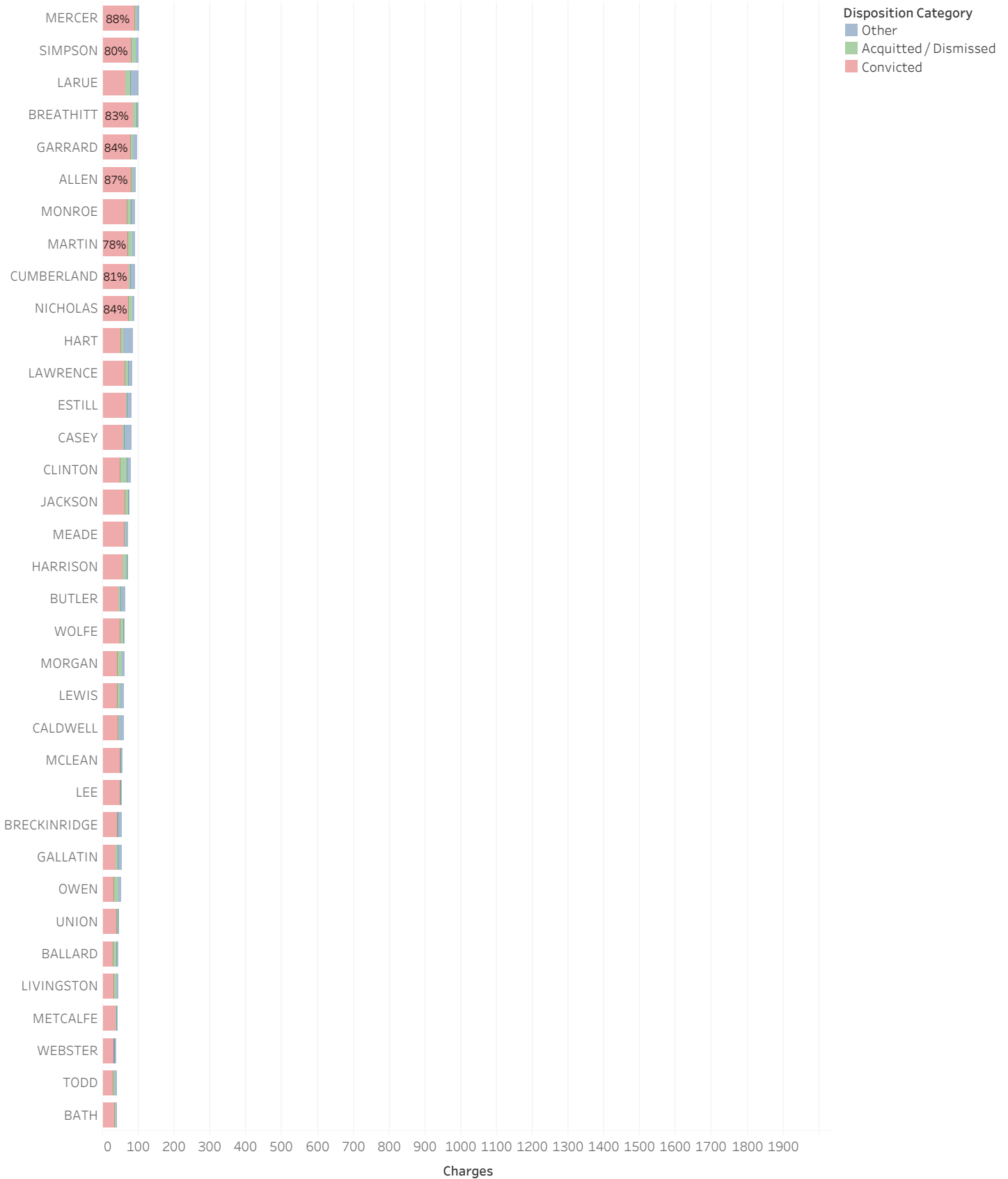


\* This data is provided from the CourtNet database.



ADMINISTRATIVE OFFICE OF THE COURTS  
 Research and Statistics  
 Statewide by County

Chart 2: District Court - DUI Charges Disposed by County CY 2017

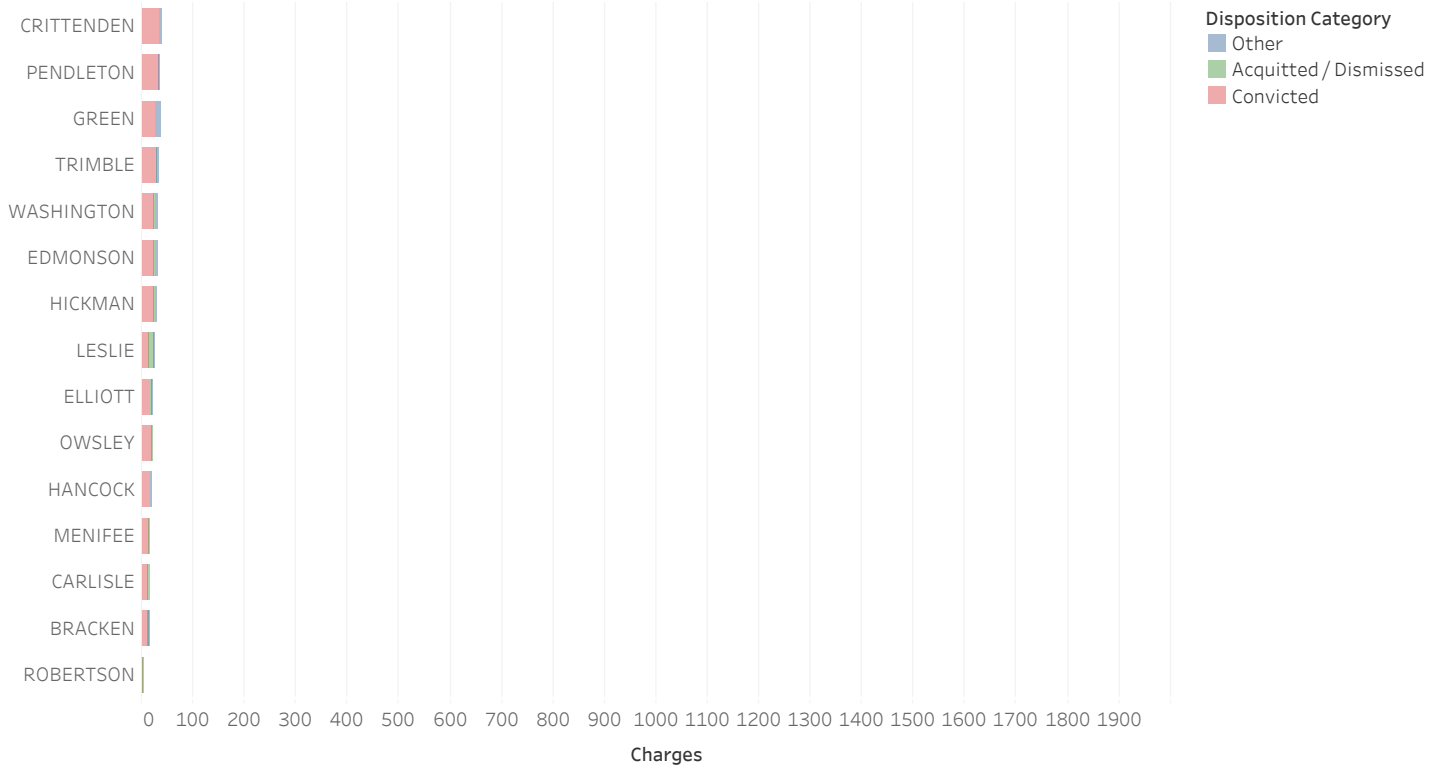


\* This data is provided from the CourtNet database.



ADMINISTRATIVE OFFICE OF THE COURTS  
 Research and Statistics  
 Statewide by County

Chart 2: District Court - DUI Charges Disposed by County CY 2017



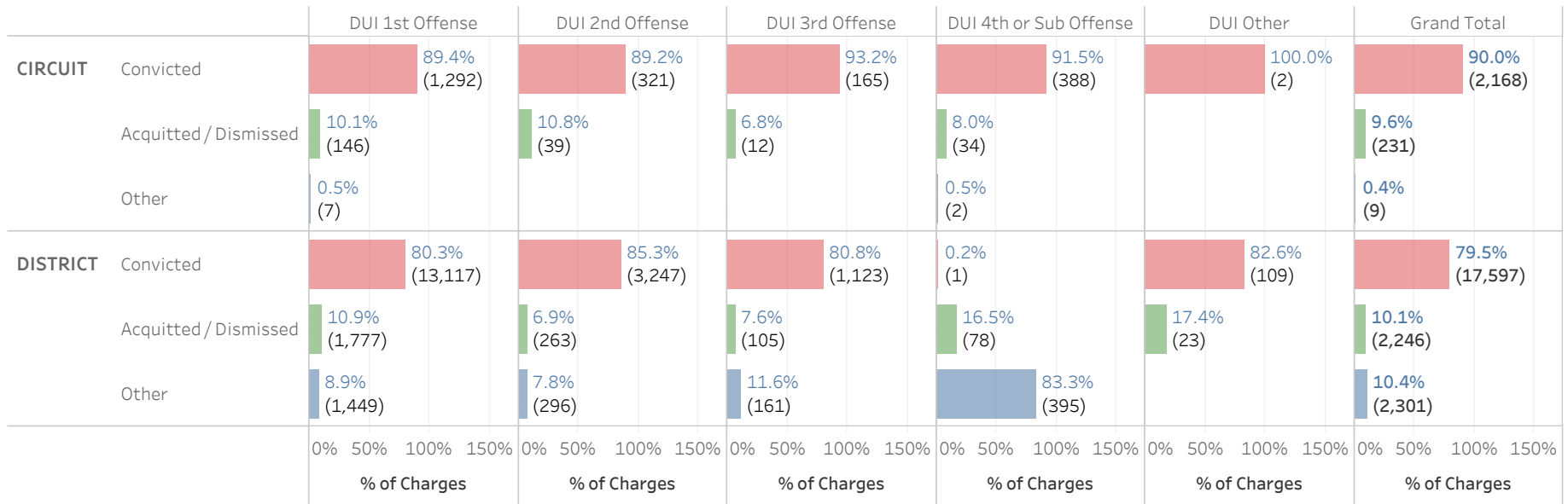
\* This data is provided from the CourtNet database.



**ADMINISTRATIVE OFFICE OF THE COURTS**  
**Research and Statistics**  
 DUI Charges Disposed 1/1/2018 - 12/31/2018  
 Statewide

22\_RS3201

■ Convicted  
■ Acquitted/Dismissed  
■ Other



	DUI 1st Offense	DUI 2nd Offense	DUI 3rd Offense	DUI 4th or Sub Offense	DUI Other	Grand Total
<b>CIRCUIT</b> Convicted	1,292 (89.4%)	321 (89.2%)	165 (93.2%)	388 (91.5%)	2 (100.0%)	2,168 (90.0%)
Acquitted/Dismissed	146 (10.1%)	39 (10.8%)	12 (6.8%)	34 (8.0%)		231 (9.6%)
Other	7 (0.5%)			2 (0.5%)		9 (0.4%)
<b>Total</b>	<b>1,445 (100.0%)</b>	<b>360 (100.0%)</b>	<b>177 (100.0%)</b>	<b>424 (100.0%)</b>	<b>2 (100.0%)</b>	<b>2,408 (100.0%)</b>
<b>DISTRICT</b> Convicted	13,117 (80.3%)	3,247 (85.3%)	1,123 (80.8%)	1 (0.2%)	109 (82.6%)	17,597 (79.5%)
Acquitted/Dismissed	1,777 (10.9%)	263 (6.9%)	105 (7.6%)	78 (16.5%)	23 (17.4%)	2,246 (10.1%)
Other	1,449 (8.9%)	296 (7.8%)	161 (11.6%)	395 (83.3%)		2,301 (10.4%)
<b>Total</b>	<b>16,343 (100.0%)</b>	<b>3,806 (100.0%)</b>	<b>1,389 (100.0%)</b>	<b>474 (100.0%)</b>	<b>132 (100.0%)</b>	<b>22,144 (100.0%)</b>

\* This data is provided from the CourtNet database.

\* This report excludes the failures to appear (FTA/FTV) and diversion (DIV/PTD) charge disposition types.

\* DUI charges which were disposed with an amended disposition type have been excluded, however, if amended to another DUI offense and the new charge is disposed, that charge is included in the report and will be reflected within the CY of disposition.

Data Valid:  
 5/27/2022  
 Page 1 of 1



ADMINISTRATIVE OFFICE OF THE COURTS  
 Research and Statistics  
 Statewide by County

22\_RS3202

Table 1: Circuit Court - DUI Charges Disposed by County CY 2018

	Convicted	Acquitted / Dismissed	Other	Grand Total
WARREN	138 (95%)	7 (5%)		145 (100%)
HARDIN	119 (97%)	4 (3%)		123 (100%)
JEFFERSON	91 (86%)	15 (14%)		106 (100%)
KENTON	94 (95%)	5 (5%)		99 (100%)
DAVIESS	71 (97%)	2 (3%)		73 (100%)
MCCRACKEN	66 (96%)	3 (4%)		69 (100%)
HOPKINS	57 (97%)	2 (3%)		59 (100%)
FAYETTE	54 (92%)	5 (8%)		59 (100%)
BARREN	55 (93%)	4 (7%)		59 (100%)
BELL	51 (96%)	2 (4%)		53 (100%)
CHRISTIAN	46 (98%)	1 (2%)		47 (100%)
BOONE	36 (82%)	8 (18%)		44 (100%)
FRANKLIN	35 (88%)	5 (13%)		40 (100%)
MADISON	29 (74%)	10 (26%)		39 (100%)
PULASKI	32 (89%)	4 (11%)		36 (100%)
GRAVES	31 (86%)	5 (14%)		36 (100%)
PIKE	29 (83%)	6 (17%)		35 (100%)
OHIO	34 (97%)	1 (3%)		35 (100%)
CAMPBELL	33 (97%)	1 (3%)		34 (100%)
BULLITT	22 (65%)	12 (35%)		34 (100%)
HENDERSON	32 (97%)	1 (3%)		33 (100%)
LOGAN	31 (97%)	1 (3%)		32 (100%)
SHELBY	25 (83%)	5 (17%)		30 (100%)
MARSHALL	26 (87%)	4 (13%)		30 (100%)
CALLOWAY	29 (100%)			29 (100%)
LAUREL	22 (81%)	4 (15%)	1 (4%)	27 (100%)
BOYD	25 (93%)	2 (7%)		27 (100%)
ADAIR	26 (96%)		1 (4%)	27 (100%)
CASEY	23 (88%)	3 (12%)		26 (100%)
MONTGOMERY	21 (91%)	2 (9%)		23 (100%)
KNOX	15 (65%)	8 (35%)		23 (100%)
HARLAN	16 (70%)	5 (22%)	2 (9%)	23 (100%)
ANDERSON	20 (87%)	3 (13%)		23 (100%)
MARION	21 (95%)	1 (5%)		22 (100%)
JESSAMINE	19 (90%)	2 (10%)		21 (100%)
ROCKCASTLE	18 (90%)	2 (10%)		20 (100%)
CARROLL	20 (100%)			20 (100%)
CARTER	17 (89%)	2 (11%)		19 (100%)
PERRY	18 (100%)			18 (100%)
FULTON	17 (94%)	1 (6%)		18 (100%)
FLEMING	17 (94%)	1 (6%)		18 (100%)
ESTILL	18 (100%)			18 (100%)
TODD	15 (94%)	1 (6%)		16 (100%)
SPENCER	16 (100%)			16 (100%)
RUSSELL	14 (88%)	1 (6%)	1 (6%)	16 (100%)
ROWAN	12 (75%)	3 (19%)	1 (6%)	16 (100%)
OLDHAM	11 (69%)	5 (31%)		16 (100%)
MORGAN	16 (100%)			16 (100%)
MONROE	13 (81%)	3 (19%)		16 (100%)
CLINTON	12 (75%)	4 (25%)		16 (100%)
WHITLEY	13 (87%)	2 (13%)		15 (100%)

\* This data is provided from the CourtNet database.





ADMINISTRATIVE OFFICE OF THE COURTS  
 Research and Statistics  
 Statewide by County

22\_RS3202

Table 1: Circuit Court - DUI Charges Disposed by County CY 2018

	Convicted	Acquitted / Dismissed	Other	Grand Total
TAYLOR	14 (93%)	1 (7%)		15 (100%)
NELSON	13 (87%)	2 (13%)		15 (100%)
LETCHER	13 (87%)	1 (7%)	1 (7%)	15 (100%)
GREENUP	15 (100%)			15 (100%)
CLAY	10 (67%)	4 (27%)	1 (7%)	15 (100%)
SCOTT	11 (79%)	2 (14%)	1 (7%)	14 (100%)
LARUE	11 (79%)	3 (21%)		14 (100%)
HENRY	14 (100%)			14 (100%)
HART	8 (57%)	6 (43%)		14 (100%)
FLOYD	11 (79%)	3 (21%)		14 (100%)
BRECKINRIDGE	11 (79%)	3 (21%)		14 (100%)
LAWRENCE	13 (100%)			13 (100%)
CUMBERLAND	10 (77%)	3 (23%)		13 (100%)
BUTLER	12 (92%)	1 (8%)		13 (100%)
BALLARD	12 (92%)	1 (8%)		13 (100%)
GRANT	11 (92%)	1 (8%)		12 (100%)
CALDWELL	11 (92%)	1 (8%)		12 (100%)
LYON	11 (100%)			11 (100%)
GREEN	11 (100%)			11 (100%)
GRAYSON	11 (100%)			11 (100%)
BOYLE	11 (100%)			11 (100%)
WAYNE	9 (90%)	1 (10%)		10 (100%)
MCCREARY	9 (90%)	1 (10%)		10 (100%)
EDMONSON	9 (90%)	1 (10%)		10 (100%)
ALLEN	10 (100%)			10 (100%)
OWEN	9 (100%)			9 (100%)
MUHLENBERG	8 (89%)	1 (11%)		9 (100%)
BOURBON	8 (89%)	1 (11%)		9 (100%)
UNION	7 (88%)	1 (13%)		8 (100%)
MASON	7 (88%)	1 (13%)		8 (100%)
MARTIN	7 (88%)	1 (13%)		8 (100%)
MAGOFFIN	8 (100%)			8 (100%)
LINCOLN	7 (88%)	1 (13%)		8 (100%)
MEADE	6 (86%)	1 (14%)		7 (100%)
JOHNSON	7 (100%)			7 (100%)
GARRARD	5 (71%)	2 (29%)		7 (100%)
GALLATIN	7 (100%)			7 (100%)
WASHINGTON	4 (67%)	2 (33%)		6 (100%)
TRIMBLE	4 (67%)	2 (33%)		6 (100%)
SIMPSON	6 (100%)			6 (100%)
MERCER	6 (100%)			6 (100%)
JACKSON	3 (50%)	3 (50%)		6 (100%)
ELLIOTT	6 (100%)			6 (100%)
TRIGG	3 (60%)	2 (40%)		5 (100%)
METCALFE	5 (100%)			5 (100%)
LIVINGSTON	5 (100%)			5 (100%)
LEWIS	3 (60%)	2 (40%)		5 (100%)
HARRISON	5 (100%)			5 (100%)
BATH	4 (80%)	1 (20%)		5 (100%)
WOODFORD	2 (67%)	1 (33%)		3 (100%)
WOLFE	3 (100%)			3 (100%)

\* This data is provided from the CourtNet database.



ADMINISTRATIVE OFFICE OF THE COURTS  
 Research and Statistics  
 Statewide by County

22\_RS3202

**Table 1: Circuit Court - DUI Charges Disposed by County CY 2018**

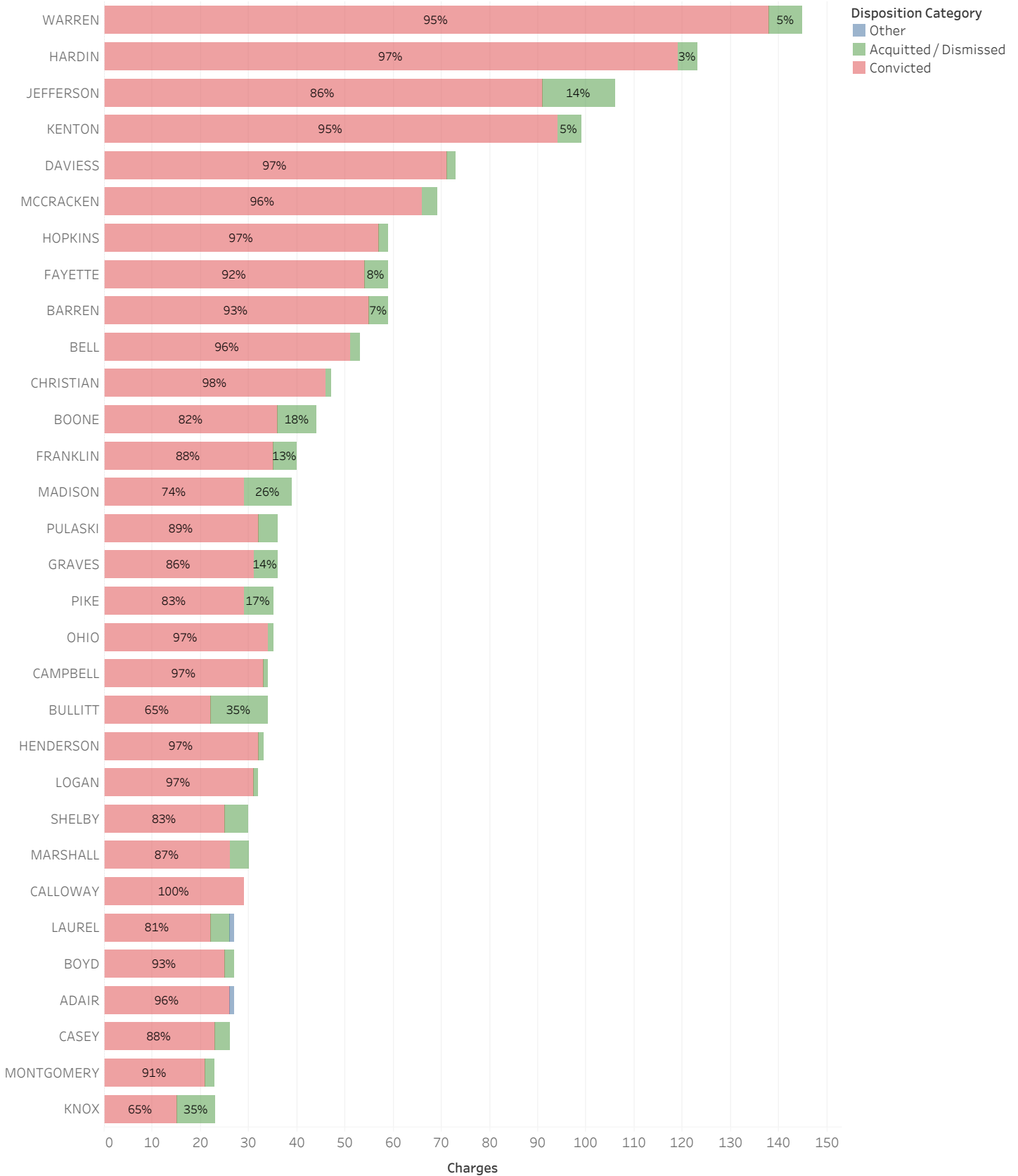
	Convicted	Acquitted / Dismissed	Other	Grand Total
POWELL	3 (100%)			3 (100%)
MCLEAN	3 (100%)			3 (100%)
KNOTT	3 (100%)			3 (100%)
HANCOCK	2 (67%)	1 (33%)		3 (100%)
BREATHITT	3 (100%)			3 (100%)
NICHOLAS	2 (100%)			2 (100%)
LESLIE		2 (100%)		2 (100%)
HICKMAN	1 (50%)	1 (50%)		2 (100%)
BRACKEN	1 (50%)	1 (50%)		2 (100%)
PENDLETON	1 (100%)			1 (100%)
OWSLEY		1 (100%)		1 (100%)
LEE	1 (100%)			1 (100%)
CLARK	1 (100%)			1 (100%)
<b>Grand Total</b>	<b>2,168 (90%)</b>	<b>231 (10%)</b>	<b>9 (0%)</b>	<b>2,408 (100%)</b>

\* This data is provided from the CourtNet database.



ADMINISTRATIVE OFFICE OF THE COURTS  
 Research and Statistics  
 Statewide by County

Chart 1: Circuit Court - DUI Charges Disposed by County CY 2018

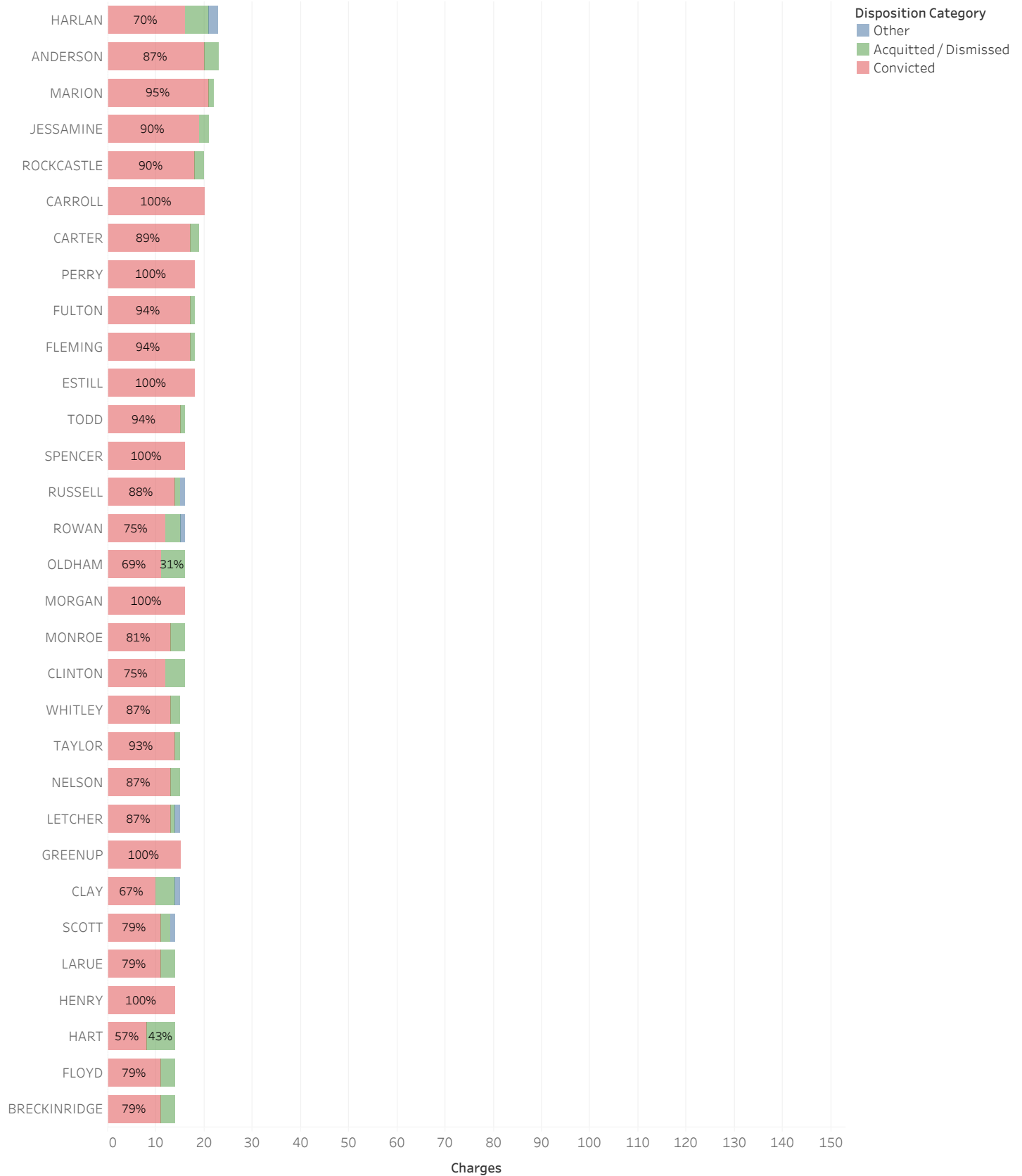


\* This data is provided from the CourtNet database.



ADMINISTRATIVE OFFICE OF THE COURTS  
 Research and Statistics  
 Statewide by County

Chart 1: Circuit Court - DUI Charges Disposed by County CY 2018

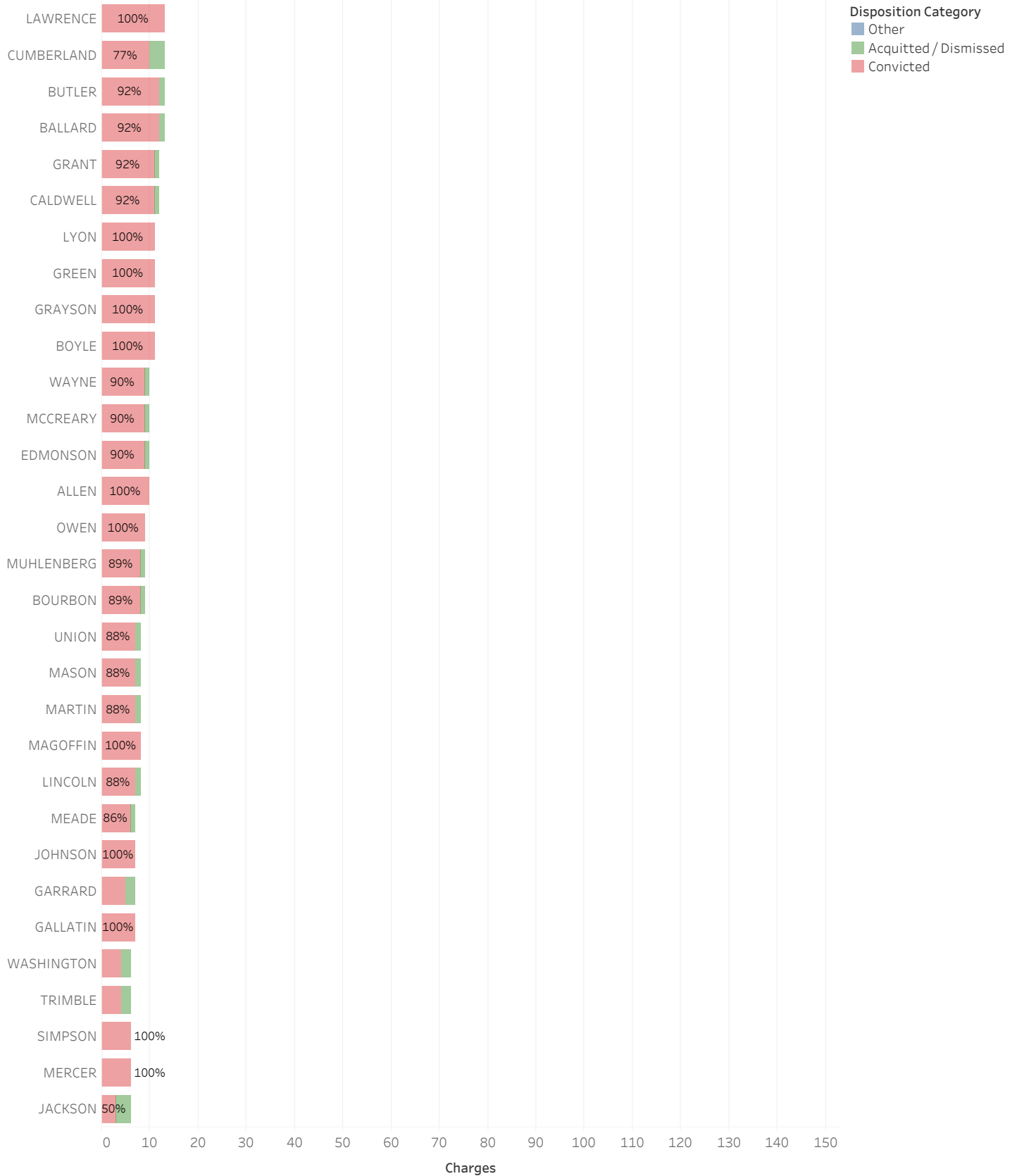


\* This data is provided from the CourtNet database.



ADMINISTRATIVE OFFICE OF THE COURTS  
 Research and Statistics  
 Statewide by County

Chart 1: Circuit Court - DUI Charges Disposed by County CY 2018

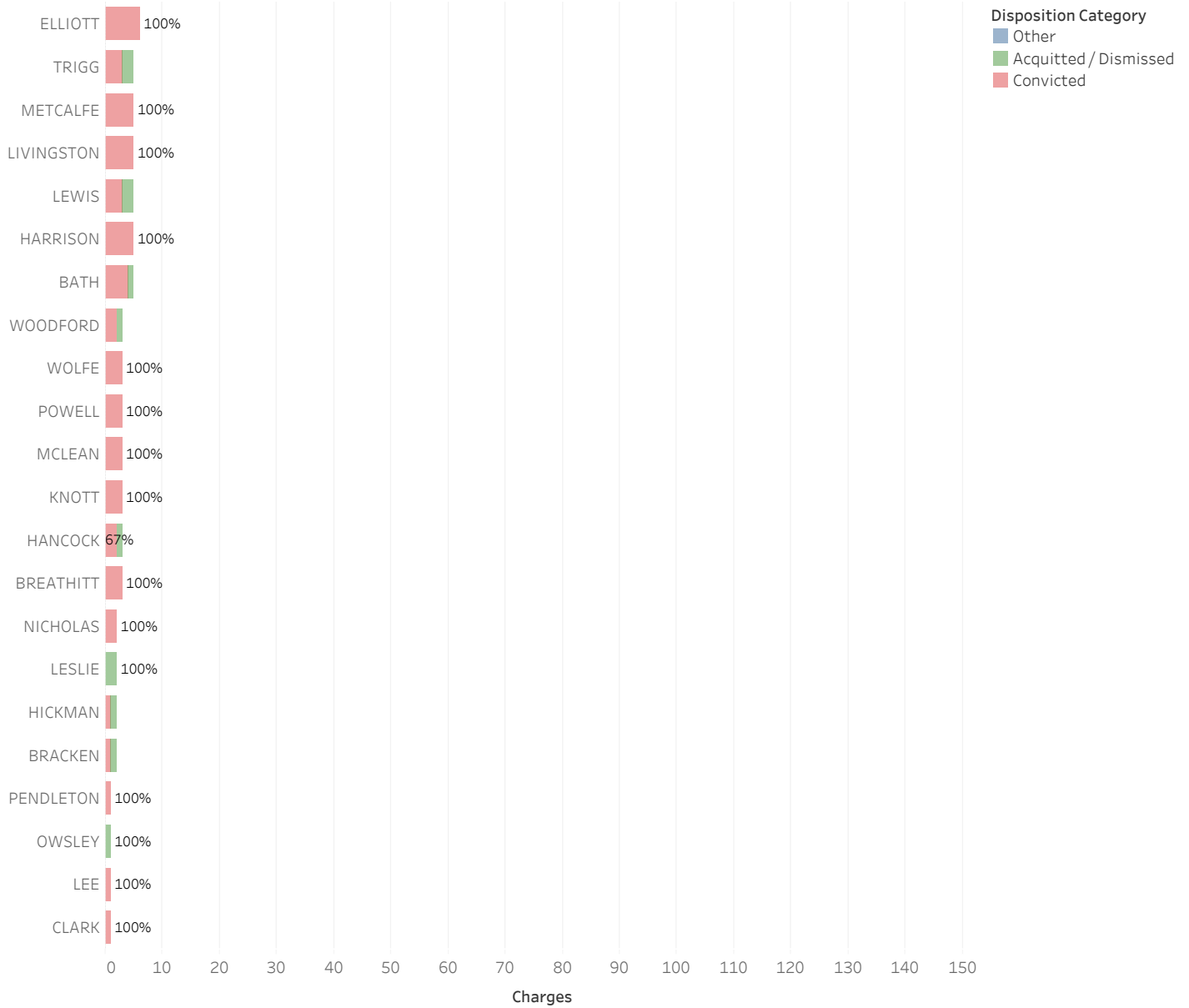


\* This data is provided from the CourtNet database.



ADMINISTRATIVE OFFICE OF THE COURTS  
 Research and Statistics  
 Statewide by County

Chart 1: Circuit Court - DUI Charges Disposed by County CY 2018



\* This data is provided from the CourtNet database.



ADMINISTRATIVE OFFICE OF THE COURTS  
 Research and Statistics  
 Statewide by County

Table 2: District Court - DUI Charges Disposed by County CY 2018

	Convicted	Acquitted / Dismissed	Other	Grand Total
JEFFERSON	1,443 (84%)	189 (11%)	83 (5%)	1,715 (100%)
FAYETTE	956 (90%)	41 (4%)	61 (6%)	1,058 (100%)
KENTON	733 (86%)	36 (4%)	84 (10%)	853 (100%)
WARREN	571 (79%)	20 (3%)	132 (18%)	723 (100%)
LAUREL	515 (89%)	43 (7%)	19 (3%)	577 (100%)
HARDIN	397 (73%)	36 (7%)	112 (21%)	545 (100%)
BOONE	427 (85%)	37 (7%)	36 (7%)	500 (100%)
DAVISS	345 (72%)	50 (11%)	81 (17%)	476 (100%)
MCCRACKEN	361 (80%)	9 (2%)	82 (18%)	452 (100%)
PULASKI	352 (83%)	31 (7%)	39 (9%)	422 (100%)
CAMPBELL	360 (86%)	25 (6%)	34 (8%)	419 (100%)
MADISON	333 (83%)	15 (4%)	53 (13%)	401 (100%)
PIKE	241 (62%)	104 (27%)	43 (11%)	388 (100%)
BELL	266 (70%)	59 (16%)	55 (14%)	380 (100%)
CHRISTIAN	225 (61%)	104 (28%)	37 (10%)	366 (100%)
BOYD	292 (85%)	18 (5%)	35 (10%)	345 (100%)
HOPKINS	271 (79%)	27 (8%)	45 (13%)	343 (100%)
FLOYD	262 (77%)	51 (15%)	27 (8%)	340 (100%)
FRANKLIN	291 (86%)	21 (6%)	27 (8%)	339 (100%)
BARREN	240 (72%)	21 (6%)	71 (21%)	332 (100%)
KNOX	248 (75%)	68 (21%)	15 (5%)	331 (100%)
SHELBY	257 (78%)	39 (12%)	34 (10%)	330 (100%)
WHITLEY	211 (73%)	71 (24%)	8 (3%)	290 (100%)
SCOTT	255 (90%)	12 (4%)	17 (6%)	284 (100%)
HENDERSON	236 (84%)	11 (4%)	35 (12%)	282 (100%)
JESSAMINE	253 (91%)	8 (3%)	18 (6%)	279 (100%)
HARLAN	168 (67%)	51 (20%)	30 (12%)	249 (100%)
CALLOWAY	204 (84%)	9 (4%)	31 (13%)	244 (100%)
PERRY	171 (73%)	53 (23%)	9 (4%)	233 (100%)
BULLITT	122 (57%)	62 (29%)	30 (14%)	214 (100%)
MUHLENBERG	192 (91%)	5 (2%)	14 (7%)	211 (100%)
MARSHALL	154 (73%)	22 (10%)	34 (16%)	210 (100%)
GRAVES	129 (66%)	14 (7%)	51 (26%)	194 (100%)
CLAY	123 (66%)	61 (33%)	3 (2%)	187 (100%)
WOODFORD	169 (91%)	5 (3%)	11 (6%)	185 (100%)
CARTER	144 (78%)	20 (11%)	21 (11%)	185 (100%)
GREENUP	139 (78%)	24 (13%)	15 (8%)	178 (100%)
OLDHAM	154 (88%)	11 (6%)	11 (6%)	176 (100%)
NELSON	141 (82%)	12 (7%)	20 (12%)	173 (100%)
SIMPSON	111 (67%)	51 (31%)	4 (2%)	166 (100%)
ROCKCASTLE	105 (64%)	56 (34%)	3 (2%)	164 (100%)
MAGOFFIN	133 (82%)	24 (15%)	5 (3%)	162 (100%)
SPENCER	120 (75%)	25 (16%)	14 (9%)	159 (100%)
MCCREARY	111 (70%)	40 (25%)	8 (5%)	159 (100%)
ANDERSON	129 (83%)	7 (5%)	19 (12%)	155 (100%)
CLARK	140 (92%)	9 (6%)	4 (3%)	153 (100%)

\* This data is provided from the CourtNet database.



ADMINISTRATIVE OFFICE OF THE COURTS  
 Research and Statistics  
 Statewide by County

**Table 2: District Court - DUI Charges Disposed by County CY 2018**

	Convicted	Acquitted / Dismissed	Other	Grand Total
LOGAN	128 (84%)	1 (1%)	23 (15%)	152 (100%)
RUSSELL	108 (72%)	30 (20%)	13 (9%)	151 (100%)
OHIO	115 (77%)	13 (9%)	22 (15%)	150 (100%)
JOHNSON	111 (77%)	20 (14%)	14 (10%)	145 (100%)
WAYNE	115 (83%)	14 (10%)	10 (7%)	139 (100%)
GRAYSON	109 (78%)	11 (8%)	19 (14%)	139 (100%)
ROWAN	129 (93%)	3 (2%)	6 (4%)	138 (100%)
LINCOLN	107 (78%)	16 (12%)	15 (11%)	138 (100%)
BOURBON	126 (93%)	3 (2%)	7 (5%)	136 (100%)
ADAIR	95 (70%)	15 (11%)	25 (19%)	135 (100%)
FULTON	96 (72%)	21 (16%)	17 (13%)	134 (100%)
BOYLE	116 (87%)	10 (7%)	8 (6%)	134 (100%)
KNOTT	101 (77%)	22 (17%)	9 (7%)	132 (100%)
LETCHER	89 (69%)	20 (16%)	20 (16%)	129 (100%)
MONTGOMERY	94 (76%)	6 (5%)	24 (19%)	124 (100%)
ALLEN	92 (76%)	12 (10%)	17 (14%)	121 (100%)
MONROE	87 (73%)	11 (9%)	22 (18%)	120 (100%)
TAYLOR	86 (75%)	7 (6%)	21 (18%)	114 (100%)
MARTIN	84 (78%)	13 (12%)	11 (10%)	108 (100%)
LYON	79 (75%)	10 (10%)	16 (15%)	105 (100%)
MERCER	84 (81%)	11 (11%)	9 (9%)	104 (100%)
BREATHITT	85 (82%)	14 (13%)	5 (5%)	104 (100%)
FLEMING	80 (78%)	9 (9%)	13 (13%)	102 (100%)
MARION	69 (69%)	10 (10%)	21 (21%)	100 (100%)
MASON	83 (86%)	3 (3%)	10 (10%)	96 (100%)
GRANT	69 (74%)	10 (11%)	14 (15%)	93 (100%)
HENRY	68 (78%)	8 (9%)	11 (13%)	87 (100%)
ESTILL	61 (75%)	1 (1%)	19 (23%)	81 (100%)
WOLFE	70 (88%)	6 (8%)	4 (5%)	80 (100%)
POWELL	61 (76%)	17 (21%)	2 (3%)	80 (100%)
LARUE	62 (78%)	5 (6%)	12 (15%)	79 (100%)
HART	62 (78%)	10 (13%)	7 (9%)	79 (100%)
CARROLL	51 (65%)	18 (23%)	10 (13%)	79 (100%)
TRIGG	64 (82%)	9 (12%)	5 (6%)	78 (100%)
CUMBERLAND	59 (78%)	6 (8%)	11 (14%)	76 (100%)
CALDWELL	58 (78%)	4 (5%)	12 (16%)	74 (100%)
TODD	56 (77%)	3 (4%)	14 (19%)	73 (100%)
LAWRENCE	55 (79%)	6 (9%)	9 (13%)	70 (100%)
JACKSON	54 (82%)	9 (14%)	3 (5%)	66 (100%)
UNION	51 (80%)	5 (8%)	8 (13%)	64 (100%)
LEWIS	60 (95%)	2 (3%)	1 (2%)	63 (100%)
GALLATIN	39 (62%)	15 (24%)	9 (14%)	63 (100%)
HARRISON	56 (93%)	4 (7%)		60 (100%)
CASEY	38 (64%)	3 (5%)	18 (31%)	59 (100%)
LEE	45 (79%)	5 (9%)	7 (12%)	57 (100%)
GARRARD	49 (86%)	2 (4%)	6 (11%)	57 (100%)

\* This data is provided from the CourtNet database.





ADMINISTRATIVE OFFICE OF THE COURTS  
 Research and Statistics  
 Statewide by County

22\_RS3202

Table 2: District Court - DUI Charges Disposed by County CY 2018

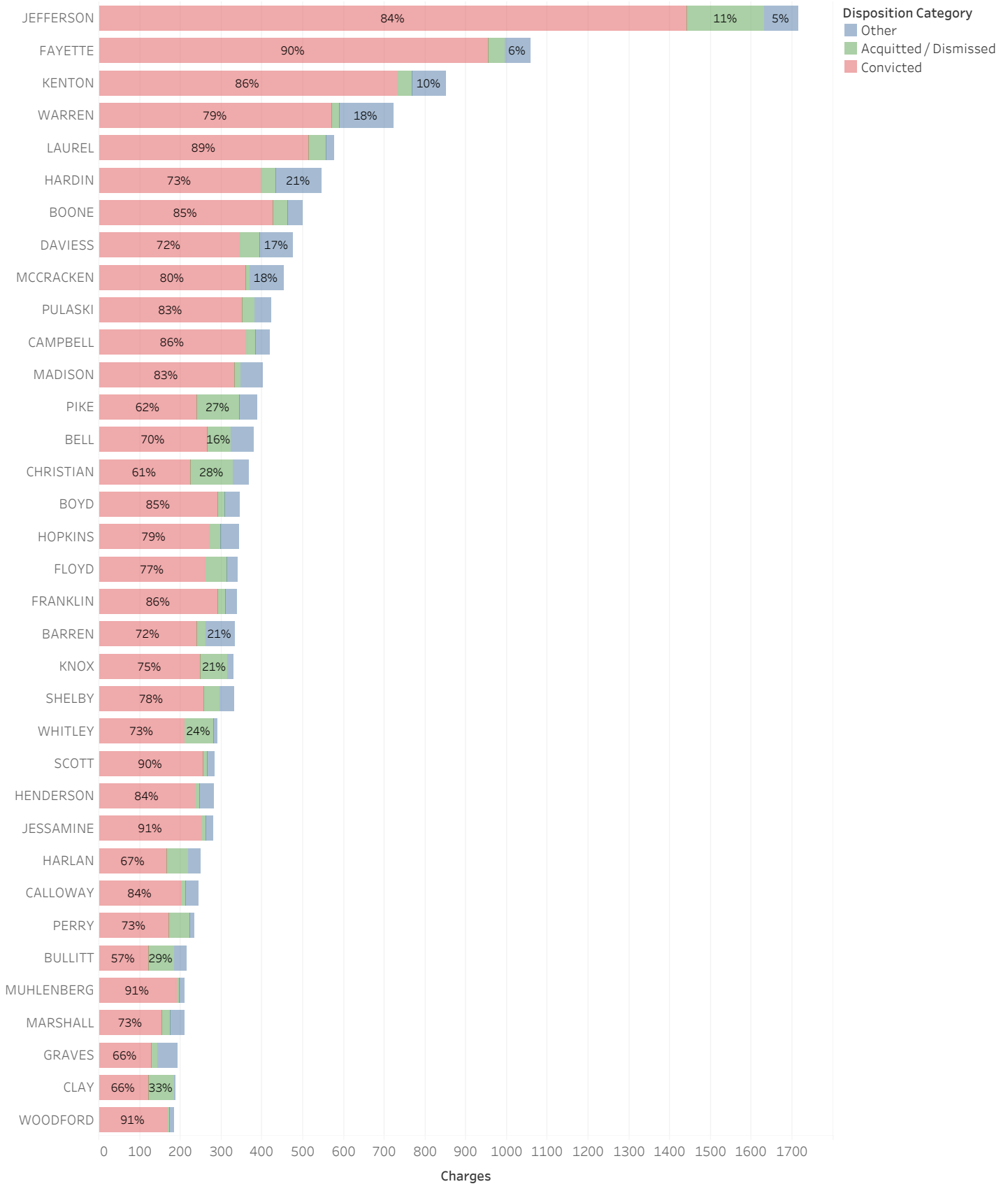
	Convicted	Acquitted / Dismissed	Other	Grand Total
MCLEAN	52 (93%)	3 (5%)	1 (2%)	56 (100%)
MORGAN	39 (74%)	6 (11%)	8 (15%)	53 (100%)
MEADE	47 (89%)	3 (6%)	3 (6%)	53 (100%)
EDMONSON	34 (67%)	7 (14%)	10 (20%)	51 (100%)
BRECKINRIDGE	43 (84%)	2 (4%)	6 (12%)	51 (100%)
METCALFE	40 (80%)	2 (4%)	8 (16%)	50 (100%)
BALLARD	35 (73%)	2 (4%)	11 (23%)	48 (100%)
LESLIE	26 (60%)	14 (33%)	3 (7%)	43 (100%)
CLINTON	31 (74%)	7 (17%)	4 (10%)	42 (100%)
BATH	30 (71%)	3 (7%)	9 (21%)	42 (100%)
BUTLER	29 (71%)	1 (2%)	11 (27%)	41 (100%)
OWEN	29 (73%)	3 (8%)	8 (20%)	40 (100%)
NICHOLAS	36 (90%)	1 (3%)	3 (8%)	40 (100%)
WASHINGTON	33 (85%)	3 (8%)	3 (8%)	39 (100%)
TRIMBLE	27 (77%)	6 (17%)	2 (6%)	35 (100%)
OWSLEY	27 (87%)	2 (6%)	2 (6%)	31 (100%)
CRITTENDEN	28 (90%)	3 (10%)		31 (100%)
PENDLETON	23 (77%)	2 (7%)	5 (17%)	30 (100%)
LIVINGSTON	14 (50%)	4 (14%)	10 (36%)	28 (100%)
GREEN	23 (82%)		5 (18%)	28 (100%)
ELLIOTT	21 (75%)	5 (18%)	2 (7%)	28 (100%)
WEBSTER	22 (92%)	1 (4%)	1 (4%)	24 (100%)
HICKMAN	16 (76%)	3 (14%)	2 (10%)	21 (100%)
BRACKEN	13 (87%)		2 (13%)	15 (100%)
HANCOCK	7 (64%)	1 (9%)	3 (27%)	11 (100%)
ROBERTSON	6 (86%)	1 (14%)		7 (100%)
CARLISLE	6 (100%)			6 (100%)
MENIFEE	4 (80%)	1 (20%)		5 (100%)
<b>Grand Total</b>	<b>17,597 (79%)</b>	<b>2,246 (10%)</b>	<b>2,301 (10%)</b>	<b>22,144 (100%)</b>

\* This data is provided from the CourtNet database.



ADMINISTRATIVE OFFICE OF THE COURTS  
 Research and Statistics  
 Statewide by County

Chart 2: District Court - DUI Charges Disposed by County CY 2018



\* This data is provided from the CourtNet database.



ADMINISTRATIVE OFFICE OF THE COURTS  
 Research and Statistics  
 Statewide by County

Chart 2: District Court - DUI Charges Disposed by County CY 2018

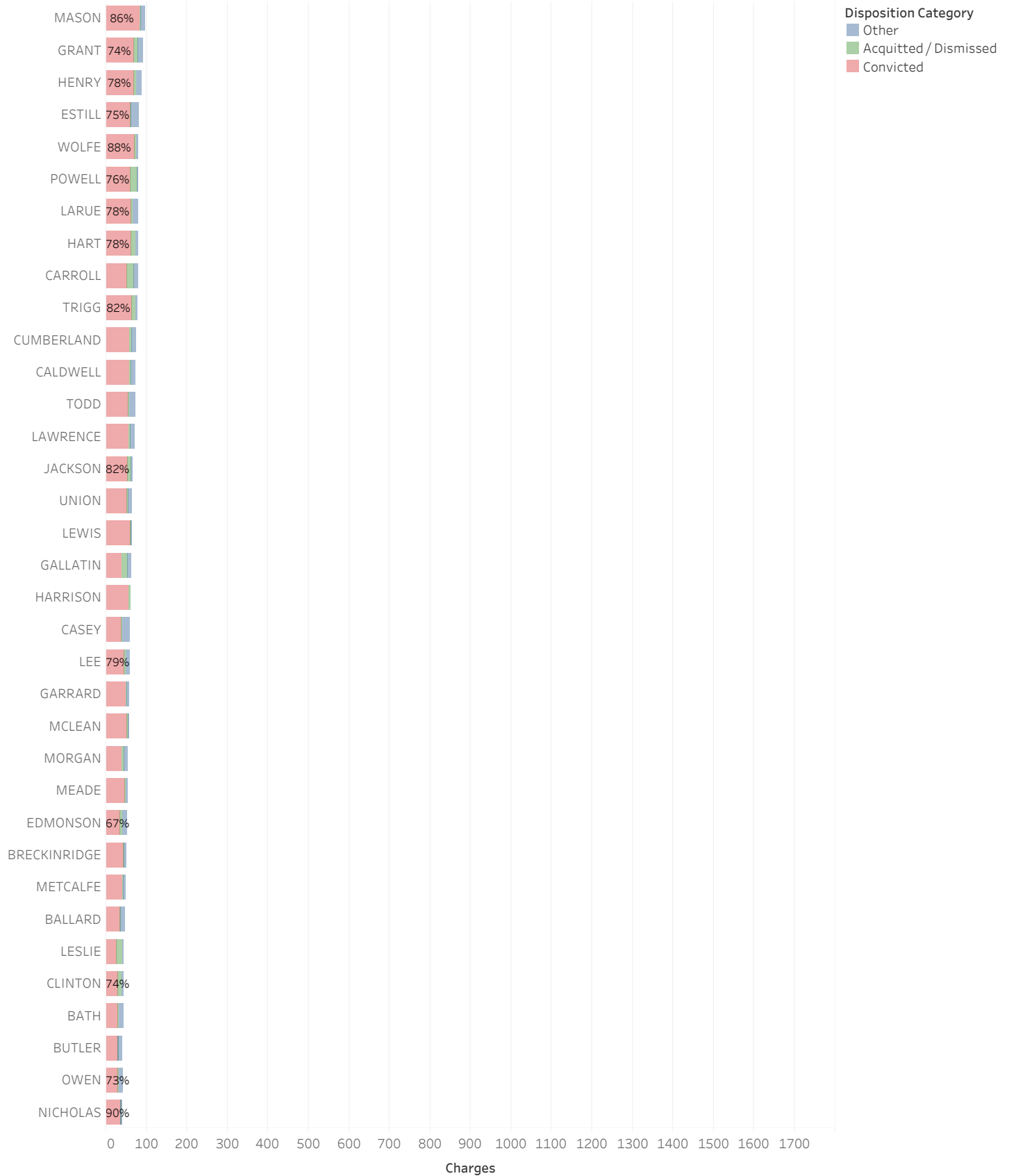


\* This data is provided from the CourtNet database.



ADMINISTRATIVE OFFICE OF THE COURTS  
 Research and Statistics  
 Statewide by County

Chart 2: District Court - DUI Charges Disposed by County CY 2018



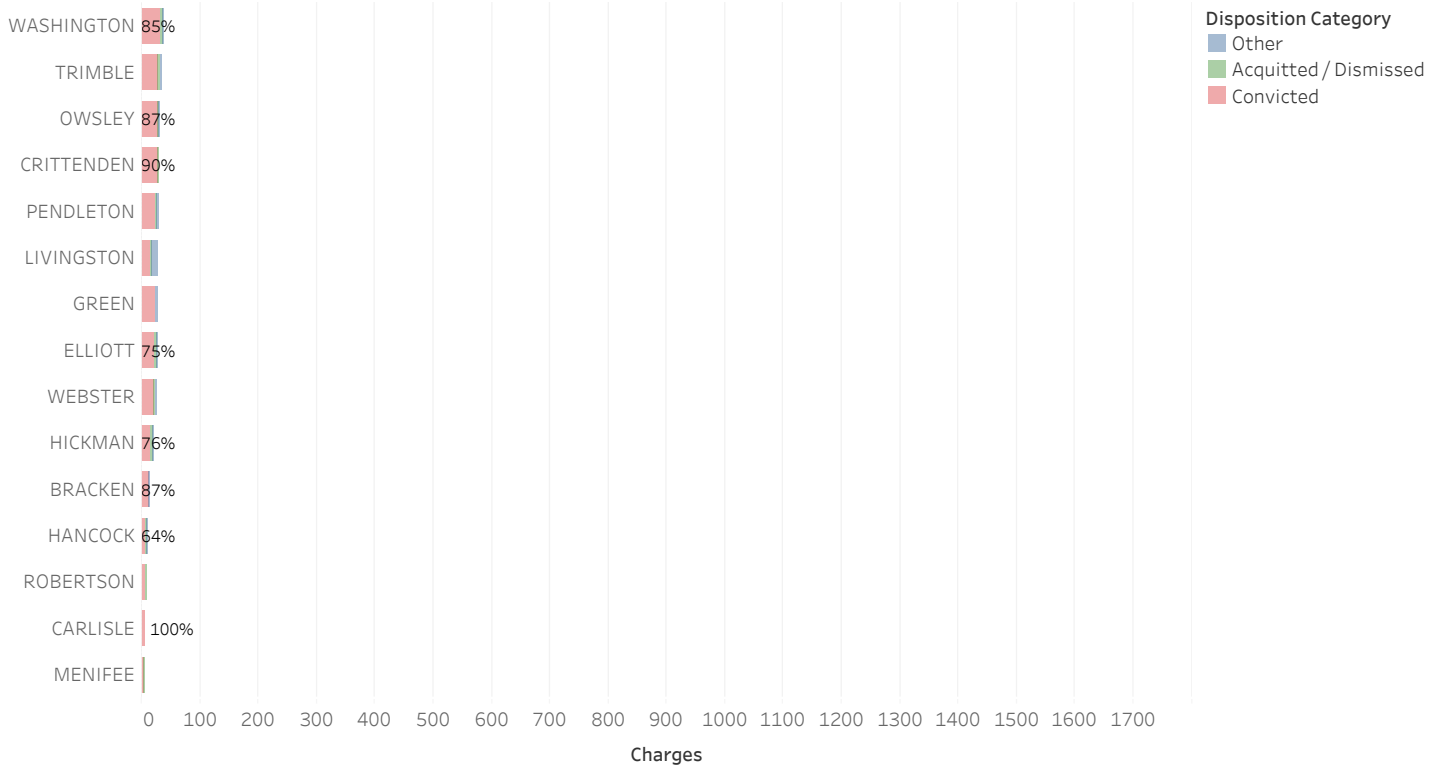
\* This data is provided from the CourtNet database.



ADMINISTRATIVE OFFICE OF THE COURTS  
 Research and Statistics  
 Statewide by County

22\_RS3202

Chart 2: District Court - DUI Charges Disposed by County CY 2018



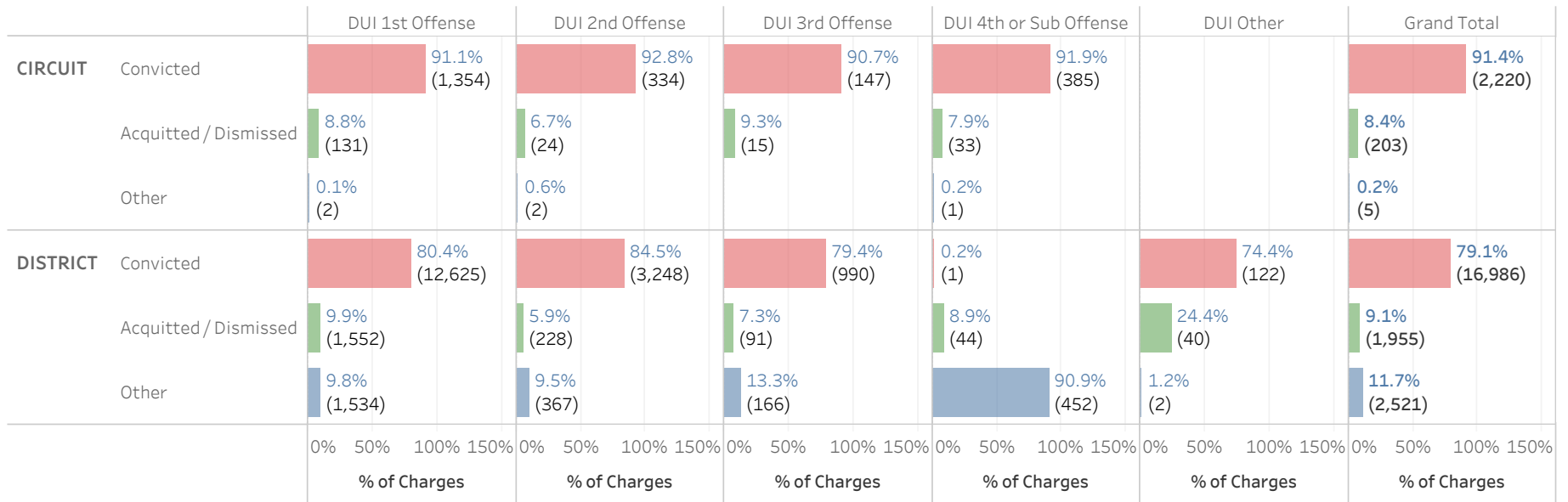
\* This data is provided from the CourtNet database.



**ADMINISTRATIVE OFFICE OF THE COURTS**  
**Research and Statistics**  
 DUI Charges Disposed 1/1/2019 - 12/31/2019  
 Statewide

22\_RS3201

■ Convicted  
■ Acquitted/Dismissed  
■ Other



	DUI 1st Offense	DUI 2nd Offense	DUI 3rd Offense	DUI 4th or Sub Offense	DUI Other	Grand Total
<b>CIRCUIT</b> Convicted	1,354 (91.1%)	334 (92.8%)	147 (90.7%)	385 (91.9%)		2,220 (91.4%)
Acquitted/Dismissed	131 (8.8%)	24 (6.7%)	15 (9.3%)	33 (7.9%)		203 (8.4%)
Other	2 (0.1%)	2 (0.6%)		1 (0.2%)		5 (0.2%)
<b>Total</b>	<b>1,487 (100.0%)</b>	<b>360 (100.0%)</b>	<b>162 (100.0%)</b>	<b>419 (100.0%)</b>		<b>2,428 (100.0%)</b>
<b>DISTRICT</b> Convicted	12,625 (80.4%)	3,248 (84.5%)	990 (79.4%)	1 (0.2%)	122 (74.4%)	16,986 (79.1%)
Acquitted/Dismissed	1,552 (9.9%)	228 (5.9%)	91 (7.3%)	44 (8.9%)	40 (24.4%)	1,955 (9.1%)
Other	1,534 (9.8%)	367 (9.5%)	166 (13.3%)	452 (90.9%)	2 (1.2%)	2,521 (11.7%)
<b>Total</b>	<b>15,711 (100.0%)</b>	<b>3,843 (100.0%)</b>	<b>1,247 (100.0%)</b>	<b>497 (100.0%)</b>	<b>164 (100.0%)</b>	<b>21,462 (100.0%)</b>

\* This data is provided from the CourtNet database.

\* This report excludes the failures to appear (FTA/FTV) and diversion (DIV/PTD) charge disposition types.

\* DUI charges which were disposed with an amended disposition type have been excluded, however, if amended to another DUI offense and the new charge is disposed, that charge is included in the report and will be reflected within the CY of disposition.

Data Valid:  
 5/27/2022  
 Page 1 of 1

Table 1: Circuit Court - DUI Charges Disposed by County CY 2019

	Convicted	Acquitted / Dismissed	Other	Grand Total
WARREN	136 (95%)	7 (5%)		143 (100%)
HARDIN	91 (98%)	2 (2%)		93 (100%)
MCCRACKEN	90 (98%)	2 (2%)		92 (100%)
DAVISS	69 (96%)	3 (4%)		72 (100%)
KENTON	69 (97%)	2 (3%)		71 (100%)
JEFFERSON	54 (81%)	13 (19%)		67 (100%)
BARREN	63 (94%)	4 (6%)		67 (100%)
MADISON	56 (95%)	3 (5%)		59 (100%)
FAYETTE	49 (88%)	7 (13%)		56 (100%)
GRAVES	47 (89%)	6 (11%)		53 (100%)
PIKE	45 (92%)	4 (8%)		49 (100%)
BOONE	42 (86%)	7 (14%)		49 (100%)
CARTER	44 (94%)	3 (6%)		47 (100%)
MARSHALL	38 (88%)	5 (12%)		43 (100%)
PULASKI	39 (93%)	3 (7%)		42 (100%)
LAUREL	38 (93%)	3 (7%)		41 (100%)
HOPKINS	35 (88%)	5 (13%)		40 (100%)
CAMPBELL	39 (100%)			39 (100%)
BELL	37 (100%)			37 (100%)
CALLOWAY	35 (97%)	1 (3%)		36 (100%)
CHRISTIAN	29 (83%)	6 (17%)		35 (100%)
FRANKLIN	34 (100%)			34 (100%)
BOYD	32 (97%)	1 (3%)		33 (100%)
SHELBY	28 (93%)	2 (7%)		30 (100%)
GRAYSON	26 (87%)	4 (13%)		30 (100%)
JESSAMINE	23 (79%)	6 (21%)		29 (100%)
MONROE	24 (86%)	4 (14%)		28 (100%)
TAYLOR	26 (96%)	1 (4%)		27 (100%)
CASEY	27 (100%)			27 (100%)
HENDERSON	23 (100%)			23 (100%)
HART	21 (91%)	2 (9%)		23 (100%)
BULLITT	13 (57%)	10 (43%)		23 (100%)
ADAIR	21 (91%)	2 (9%)		23 (100%)
MARION	20 (91%)	2 (9%)		22 (100%)
JOHNSON	21 (95%)	1 (5%)		22 (100%)
OLDHAM	19 (90%)	2 (10%)		21 (100%)
NELSON	19 (95%)	1 (5%)		20 (100%)
LETCHER	16 (80%)	3 (15%)	1 (5%)	20 (100%)
FLOYD	15 (75%)	5 (25%)		20 (100%)
OHIO	18 (95%)	1 (5%)		19 (100%)
LYON	19 (100%)			19 (100%)
GREENUP	19 (100%)			19 (100%)
GRANT	19 (100%)			19 (100%)
ANDERSON	16 (84%)	3 (16%)		19 (100%)
PERRY	15 (83%)	3 (17%)		18 (100%)
LOGAN	17 (94%)	1 (6%)		18 (100%)
ESTILL	16 (89%)	2 (11%)		18 (100%)
BREATHITT	15 (83%)	3 (17%)		18 (100%)
MONTGOMERY	17 (100%)			17 (100%)
HARLAN	15 (88%)	1 (6%)	1 (6%)	17 (100%)
LARUE	13 (87%)	2 (13%)		15 (100%)

Table 1: Circuit Court - DUI Charges Disposed by County CY 2019

	Convicted	Acquitted / Dismissed	Other	Grand Total
ALLEN	13 (87%)	2 (13%)		15 (100%)
WHITLEY	13 (93%)	1 (7%)		14 (100%)
SPENCER	12 (86%)	2 (14%)		14 (100%)
SCOTT	11 (79%)	1 (7%)	2 (14%)	14 (100%)
RUSSELL	13 (93%)	1 (7%)		14 (100%)
KNOX	13 (93%)	1 (7%)		14 (100%)
CLAY	10 (71%)	4 (29%)		14 (100%)
CARROLL	14 (100%)			14 (100%)
BUTLER	14 (100%)			14 (100%)
ROCKCASTLE	13 (100%)			13 (100%)
MCCREARY	8 (62%)	5 (38%)		13 (100%)
HENRY	13 (100%)			13 (100%)
MARTIN	11 (92%)	1 (8%)		12 (100%)
CUMBERLAND	11 (92%)	1 (8%)		12 (100%)
BALLARD	11 (92%)	1 (8%)		12 (100%)
WAYNE	10 (91%)	1 (9%)		11 (100%)
ROWAN	11 (100%)			11 (100%)
FLEMING	11 (100%)			11 (100%)
BOYLE	10 (91%)	1 (9%)		11 (100%)
TODD	9 (90%)	1 (10%)		10 (100%)
SIMPSON	8 (80%)	2 (20%)		10 (100%)
NICHOLAS	9 (100%)			9 (100%)
MASON	9 (100%)			9 (100%)
LIVINGSTON	9 (100%)			9 (100%)
KNOTT	9 (100%)			9 (100%)
FULTON	4 (44%)	4 (44%)	1 (11%)	9 (100%)
CLARK	9 (100%)			9 (100%)
BATH	8 (89%)	1 (11%)		9 (100%)
MORGAN	8 (100%)			8 (100%)
MERCER	8 (100%)			8 (100%)
MEADE	7 (88%)	1 (13%)		8 (100%)
LAWRENCE	7 (88%)	1 (13%)		8 (100%)
JACKSON	6 (75%)	2 (25%)		8 (100%)
GARRARD	5 (63%)	3 (38%)		8 (100%)
GALLATIN	8 (100%)			8 (100%)
CALDWELL	8 (100%)			8 (100%)
TRIMBLE	7 (100%)			7 (100%)
POWELL	3 (43%)	4 (57%)		7 (100%)
METCALFE	7 (100%)			7 (100%)
TRIGG	6 (100%)			6 (100%)
MUHLENBERG	5 (83%)	1 (17%)		6 (100%)
GREEN	5 (83%)	1 (17%)		6 (100%)
BRECKINRIDGE	6 (100%)			6 (100%)
BOURBON	4 (67%)	2 (33%)		6 (100%)
WASHINGTON	5 (100%)			5 (100%)
UNION	5 (100%)			5 (100%)
PENDLETON	5 (100%)			5 (100%)
LINCOLN	4 (80%)	1 (20%)		5 (100%)
LEWIS	5 (100%)			5 (100%)
ELLIOTT	5 (100%)			5 (100%)
EDMONSON	5 (100%)			5 (100%)



**Table 1: Circuit Court - DUI Charges Disposed by County CY 2019**

	Convicted	Acquitted / Dismissed	Other	Grand Total
CLINTON	3 (60%)	2 (40%)		5 (100%)
WOODFORD	2 (50%)	2 (50%)		4 (100%)
WOLFE	3 (75%)	1 (25%)		4 (100%)
OWEN	4 (100%)			4 (100%)
LEE	4 (100%)			4 (100%)
HANCOCK	4 (100%)			4 (100%)
CRITTENDEN	3 (75%)	1 (25%)		4 (100%)
MAGOFFIN	1 (33%)	2 (67%)		3 (100%)
LESLIE	3 (100%)			3 (100%)
HARRISON	3 (100%)			3 (100%)
BRACKEN	3 (100%)			3 (100%)
WEBSTER	2 (100%)			2 (100%)
MCLEAN	2 (100%)			2 (100%)
MENIFEE		1 (100%)		1 (100%)
CARLISLE	1 (100%)			1 (100%)
<b>Grand Total</b>	<b>2,220 (91%)</b>	<b>203 (8%)</b>	<b>5 (0%)</b>	<b>2,428 (100%)</b>

Chart 1: Circuit Court - DUI Charges Disposed by County CY 2019

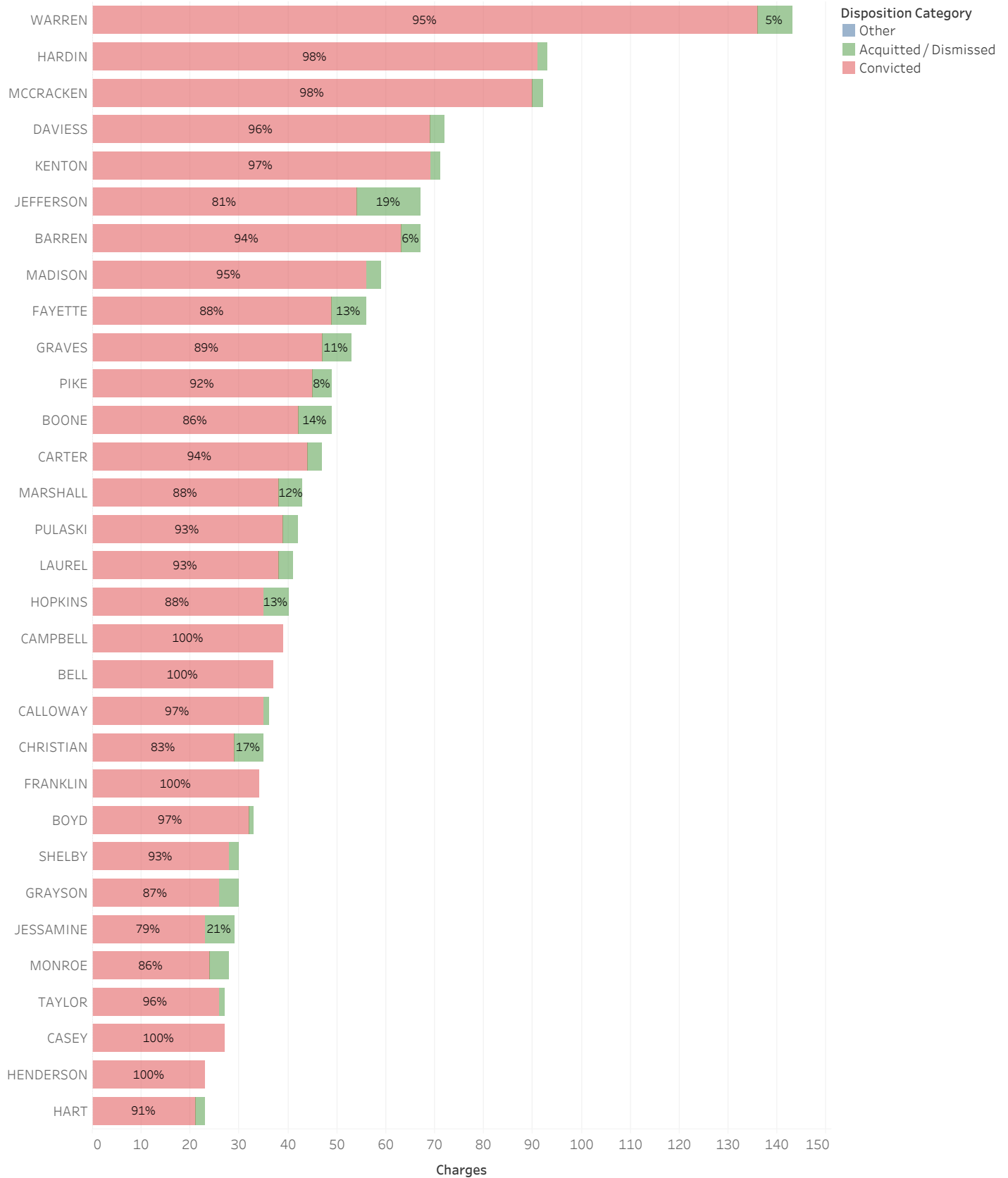


Chart 1: Circuit Court - DUI Charges Disposed by County CY 2019

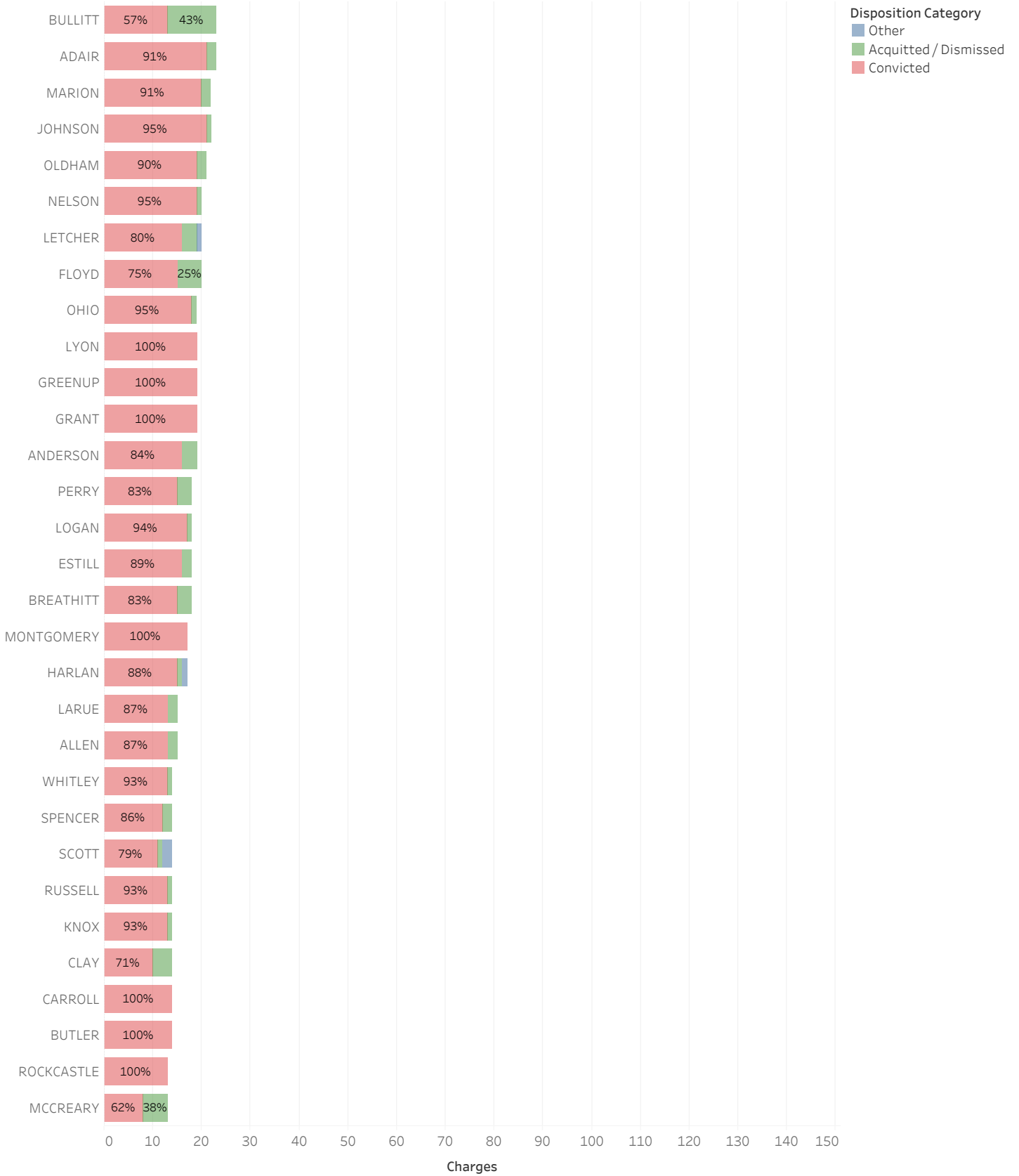
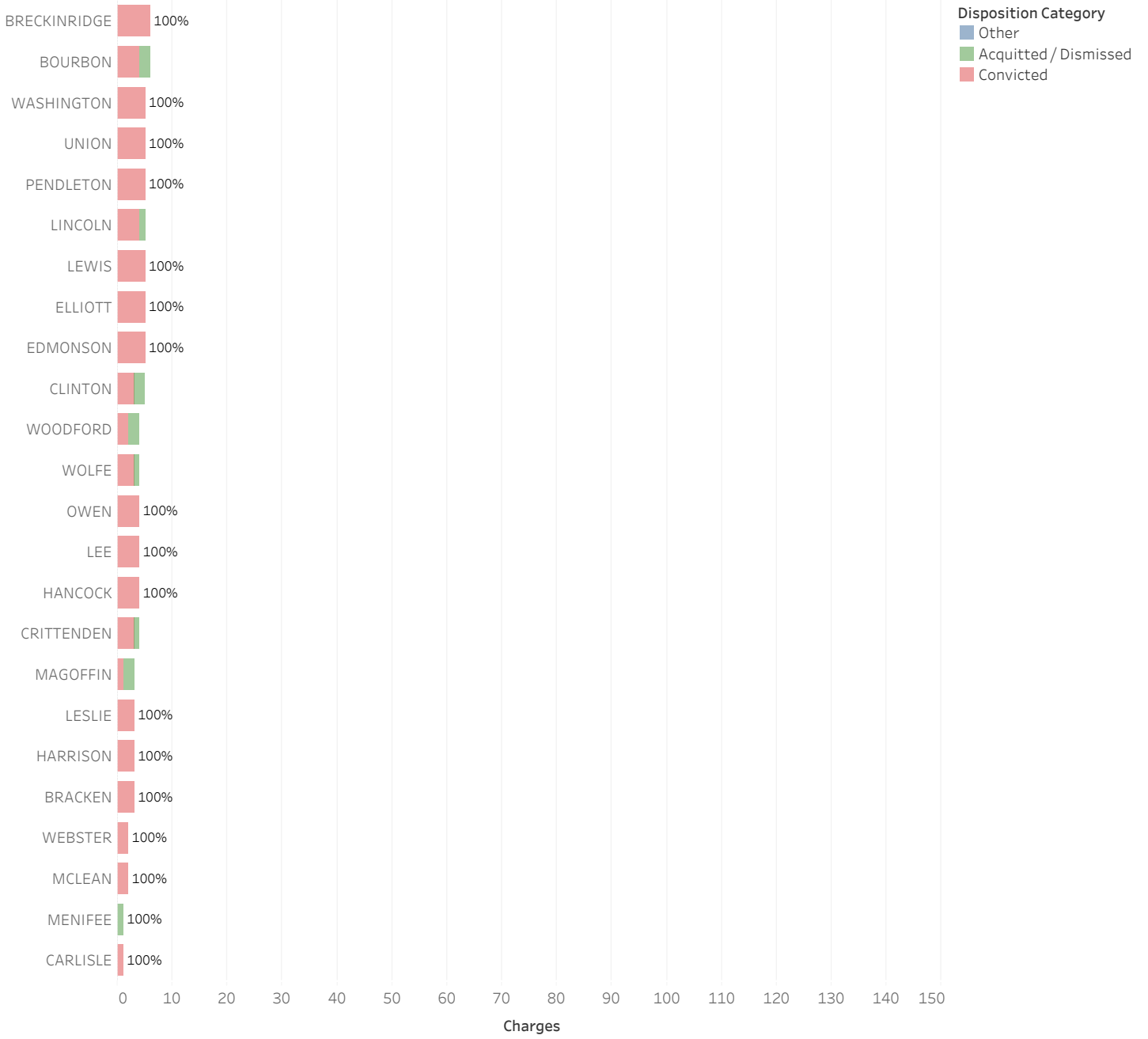


Chart 1: Circuit Court - DUI Charges Disposed by County CY 2019



Chart 1: Circuit Court - DUI Charges Disposed by County CY 2019



**Table 2: District Court - DUI Charges Disposed by County CY 2019**

	Convicted	Acquitted / Dismissed	Other	Grand Total
JEFFERSON	1,331 (86%)	144 (9%)	80 (5%)	1,555 (100%)
FAYETTE	953 (90%)	52 (5%)	53 (5%)	1,058 (100%)
KENTON	674 (83%)	41 (5%)	101 (12%)	816 (100%)
WARREN	555 (76%)	21 (3%)	156 (21%)	732 (100%)
HARDIN	446 (77%)	29 (5%)	104 (18%)	579 (100%)
LAUREL	506 (88%)	33 (6%)	36 (6%)	575 (100%)
PULASKI	425 (82%)	48 (9%)	46 (9%)	519 (100%)
DAVISS	369 (76%)	51 (11%)	65 (13%)	485 (100%)
BOONE	386 (82%)	39 (8%)	47 (10%)	472 (100%)
MCCRACKEN	348 (78%)	19 (4%)	82 (18%)	449 (100%)
MADISON	361 (84%)	11 (3%)	59 (14%)	431 (100%)
CAMPBELL	348 (84%)	24 (6%)	43 (10%)	415 (100%)
PIKE	247 (67%)	69 (19%)	51 (14%)	367 (100%)
FLOYD	248 (71%)	69 (20%)	34 (10%)	351 (100%)
WHITLEY	258 (75%)	63 (18%)	21 (6%)	342 (100%)
SHELBY	263 (78%)	48 (14%)	27 (8%)	338 (100%)
JESSAMINE	265 (84%)	9 (3%)	42 (13%)	316 (100%)
BOYD	266 (85%)	13 (4%)	35 (11%)	314 (100%)
FRANKLIN	264 (85%)	16 (5%)	30 (10%)	310 (100%)
KNOX	215 (72%)	61 (20%)	22 (7%)	298 (100%)
BARREN	218 (76%)	15 (5%)	52 (18%)	285 (100%)
CHRISTIAN	216 (79%)	24 (9%)	33 (12%)	273 (100%)
HARLAN	148 (56%)	73 (28%)	43 (16%)	264 (100%)
GREENUP	221 (87%)	13 (5%)	21 (8%)	255 (100%)
HOPKINS	187 (80%)	12 (5%)	34 (15%)	233 (100%)
BELL	147 (64%)	59 (26%)	23 (10%)	229 (100%)
PERRY	174 (78%)	27 (12%)	23 (10%)	224 (100%)
CLAY	150 (67%)	58 (26%)	15 (7%)	223 (100%)
GRAVES	172 (77%)	11 (5%)	39 (18%)	222 (100%)
HENDERSON	176 (82%)	11 (5%)	27 (13%)	214 (100%)
CALLOWAY	172 (83%)	8 (4%)	28 (13%)	208 (100%)
CARTER	157 (78%)	13 (6%)	31 (15%)	201 (100%)
SCOTT	181 (91%)	7 (4%)	12 (6%)	200 (100%)
CLARK	166 (84%)	12 (6%)	19 (10%)	197 (100%)
GRAYSON	140 (71%)	23 (12%)	33 (17%)	196 (100%)
MARSHALL	134 (71%)	12 (6%)	43 (23%)	189 (100%)
ADAIR	136 (73%)	24 (13%)	27 (14%)	187 (100%)
OLDHAM	137 (79%)	18 (10%)	19 (11%)	174 (100%)
MUHLENBERG	150 (90%)	11 (7%)	6 (4%)	167 (100%)
RUSSELL	133 (80%)	17 (10%)	16 (10%)	166 (100%)
BREATHITT	137 (83%)	6 (4%)	22 (13%)	165 (100%)
OHIO	119 (73%)	6 (4%)	39 (24%)	164 (100%)
NELSON	137 (87%)	3 (2%)	17 (11%)	157 (100%)
WAYNE	138 (90%)	7 (5%)	9 (6%)	154 (100%)
MCCREARY	131 (85%)	12 (8%)	11 (7%)	154 (100%)
BULLITT	94 (61%)	52 (34%)	8 (5%)	154 (100%)

**Table 2: District Court - DUI Charges Disposed by County CY 2019**

	Convicted	Acquitted / Dismissed	Other	Grand Total
MAGOFFIN	113 (74%)	29 (19%)	10 (7%)	152 (100%)
MONROE	97 (69%)	16 (11%)	27 (19%)	140 (100%)
ROWAN	118 (86%)	6 (4%)	14 (10%)	138 (100%)
LYON	100 (74%)	12 (9%)	24 (18%)	136 (100%)
ANDERSON	102 (75%)	8 (6%)	26 (19%)	136 (100%)
TAYLOR	108 (80%)	6 (4%)	21 (16%)	135 (100%)
MONTGOMERY	106 (79%)	13 (10%)	16 (12%)	135 (100%)
HART	96 (73%)	11 (8%)	25 (19%)	132 (100%)
BOYLE	114 (87%)	3 (2%)	14 (11%)	131 (100%)
BOURBON	115 (88%)	8 (6%)	8 (6%)	131 (100%)
KNOTT	102 (78%)	17 (13%)	11 (8%)	130 (100%)
WOODFORD	116 (90%)	3 (2%)	10 (8%)	129 (100%)
SIMPSON	102 (80%)	8 (6%)	17 (13%)	127 (100%)
ROCKCASTLE	81 (67%)	38 (31%)	2 (2%)	121 (100%)
LOGAN	98 (81%)	6 (5%)	17 (14%)	121 (100%)
JOHNSON	84 (72%)	16 (14%)	16 (14%)	116 (100%)
SPENCER	74 (68%)	25 (23%)	10 (9%)	109 (100%)
LETCHER	67 (63%)	16 (15%)	23 (22%)	106 (100%)
CARROLL	78 (74%)	17 (16%)	10 (10%)	105 (100%)
CASEY	72 (70%)	5 (5%)	26 (25%)	103 (100%)
MARION	77 (76%)	6 (6%)	18 (18%)	101 (100%)
HENRY	67 (71%)	12 (13%)	16 (17%)	95 (100%)
ESTILL	71 (76%)	6 (6%)	16 (17%)	93 (100%)
MASON	79 (86%)	3 (3%)	10 (11%)	92 (100%)
POWELL	63 (69%)	19 (21%)	9 (10%)	91 (100%)
MARTIN	65 (76%)	9 (10%)	12 (14%)	86 (100%)
ALLEN	66 (77%)	5 (6%)	15 (17%)	86 (100%)
GRANT	58 (70%)	4 (5%)	21 (25%)	83 (100%)
CUMBERLAND	58 (70%)	7 (8%)	18 (22%)	83 (100%)
MEADE	65 (83%)	2 (3%)	11 (14%)	78 (100%)
GALLATIN	52 (68%)	13 (17%)	12 (16%)	77 (100%)
GARRARD	61 (82%)	9 (12%)	4 (5%)	74 (100%)
LINCOLN	62 (85%)	5 (7%)	6 (8%)	73 (100%)
TRIGG	55 (76%)	8 (11%)	9 (13%)	72 (100%)
LEWIS	64 (90%)	4 (6%)	3 (4%)	71 (100%)
BALLARD	41 (58%)	7 (10%)	23 (32%)	71 (100%)
NICHOLAS	48 (75%)	2 (3%)	14 (22%)	64 (100%)
LARUE	37 (58%)	16 (25%)	11 (17%)	64 (100%)
HARRISON	55 (87%)	5 (8%)	3 (5%)	63 (100%)
FULTON	53 (84%)	7 (11%)	3 (5%)	63 (100%)
CALDWELL	47 (75%)	4 (6%)	12 (19%)	63 (100%)
MERCER	48 (77%)	10 (16%)	4 (6%)	62 (100%)
LAWRENCE	45 (74%)	9 (15%)	7 (11%)	61 (100%)
BRECKINRIDGE	50 (85%)	2 (3%)	7 (12%)	59 (100%)
MCLEAN	52 (90%)	4 (7%)	2 (3%)	58 (100%)
LESLIE	30 (53%)	23 (40%)	4 (7%)	57 (100%)

**Table 2: District Court - DUI Charges Disposed by County CY 2019**

	Convicted	Acquitted / Dismissed	Other	Grand Total
FLEMING	39 (68%)	7 (12%)	11 (19%)	57 (100%)
LEE	54 (96%)	2 (4%)		56 (100%)
BATH	40 (73%)	5 (9%)	10 (18%)	55 (100%)
CLINTON	40 (74%)	9 (17%)	5 (9%)	54 (100%)
MORGAN	42 (79%)	3 (6%)	8 (15%)	53 (100%)
METCALFE	44 (83%)	3 (6%)	6 (11%)	53 (100%)
WOLFE	36 (73%)	9 (18%)	4 (8%)	49 (100%)
UNION	38 (79%)	2 (4%)	8 (17%)	48 (100%)
TODD	31 (65%)	5 (10%)	12 (25%)	48 (100%)
LIVINGSTON	35 (78%)	2 (4%)	8 (18%)	45 (100%)
WASHINGTON	34 (79%)	4 (9%)	5 (12%)	43 (100%)
JACKSON	30 (75%)	8 (20%)	2 (5%)	40 (100%)
GREEN	31 (84%)	1 (3%)	5 (14%)	37 (100%)
EDMONSON	22 (61%)	5 (14%)	9 (25%)	36 (100%)
TRIMBLE	22 (63%)	7 (20%)	6 (17%)	35 (100%)
PENDLETON	28 (80%)	4 (11%)	3 (9%)	35 (100%)
BUTLER	26 (74%)	1 (3%)	8 (23%)	35 (100%)
OWEN	24 (73%)	4 (12%)	5 (15%)	33 (100%)
WEBSTER	22 (73%)	5 (17%)	3 (10%)	30 (100%)
HANCOCK	23 (82%)	1 (4%)	4 (14%)	28 (100%)
CRITTENDEN	19 (79%)	1 (4%)	4 (17%)	24 (100%)
OWSLEY	22 (100%)			22 (100%)
MENIFEE	21 (95%)		1 (5%)	22 (100%)
ELLIOTT	13 (62%)	2 (10%)	6 (29%)	21 (100%)
CARLISLE	12 (60%)	4 (20%)	4 (20%)	20 (100%)
BRACKEN	15 (88%)		2 (12%)	17 (100%)
HICKMAN	6 (67%)	2 (22%)	1 (11%)	9 (100%)
ROBERTSON	6 (86%)	1 (14%)		7 (100%)
<b>Grand Total</b>	<b>16,986 (79%)</b>	<b>1,955 (9%)</b>	<b>2,521 (12%)</b>	<b>21,462 (100%)</b>



Chart 2: District Court - DUI Charges Disposed by County CY 2019

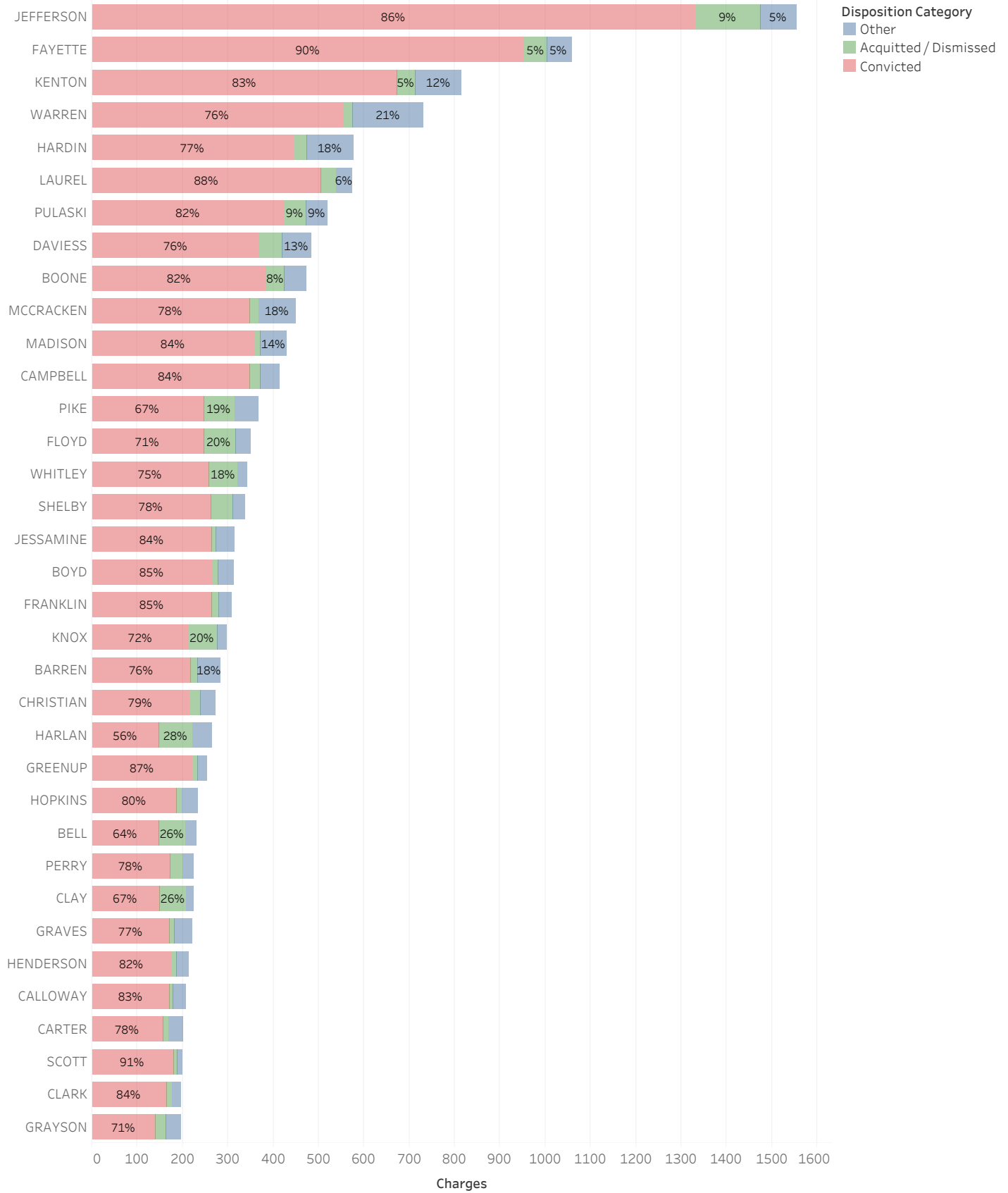


Chart 2: District Court - DUI Charges Disposed by County CY 2019



Chart 2: District Court - DUI Charges Disposed by County CY 2019

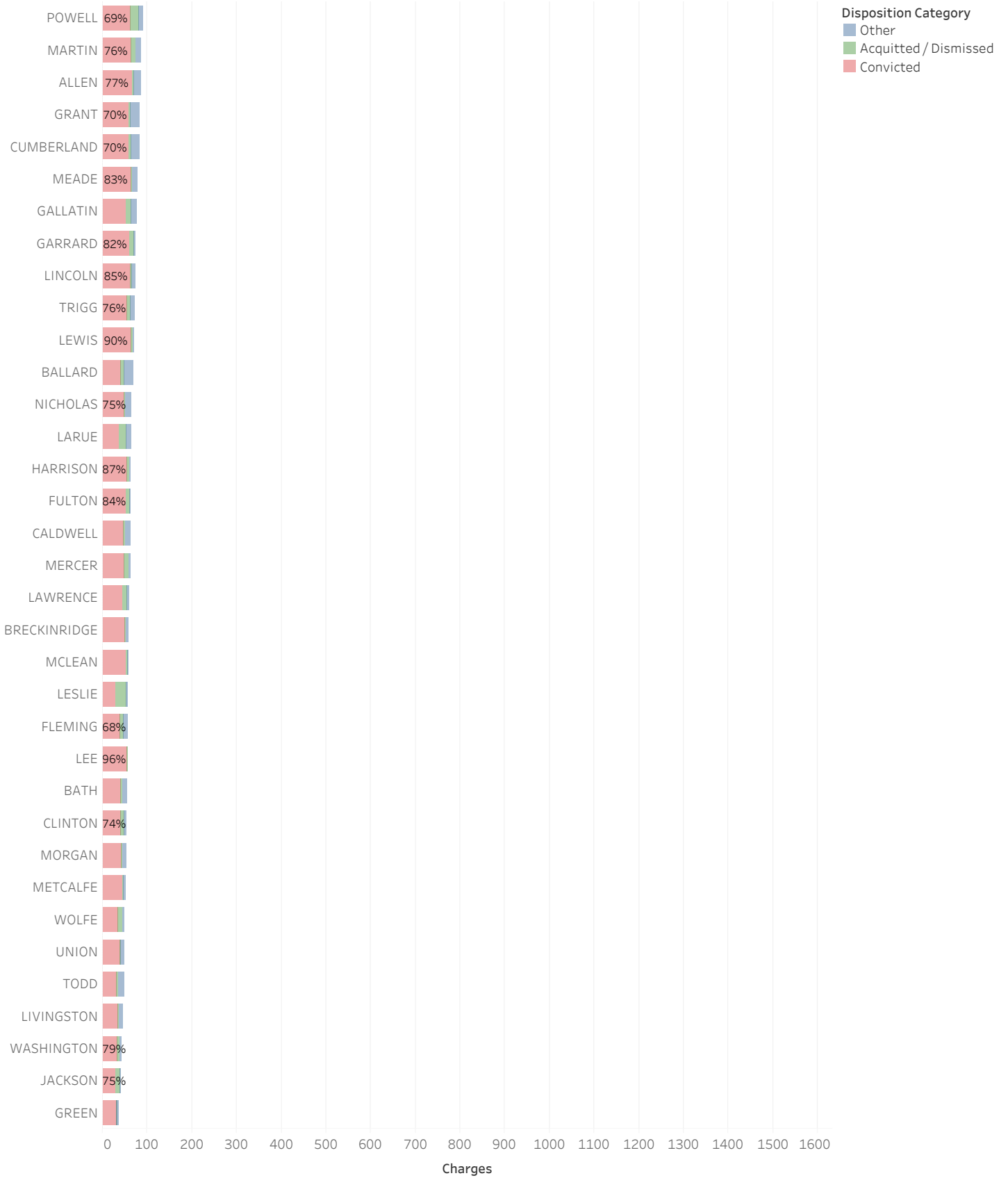
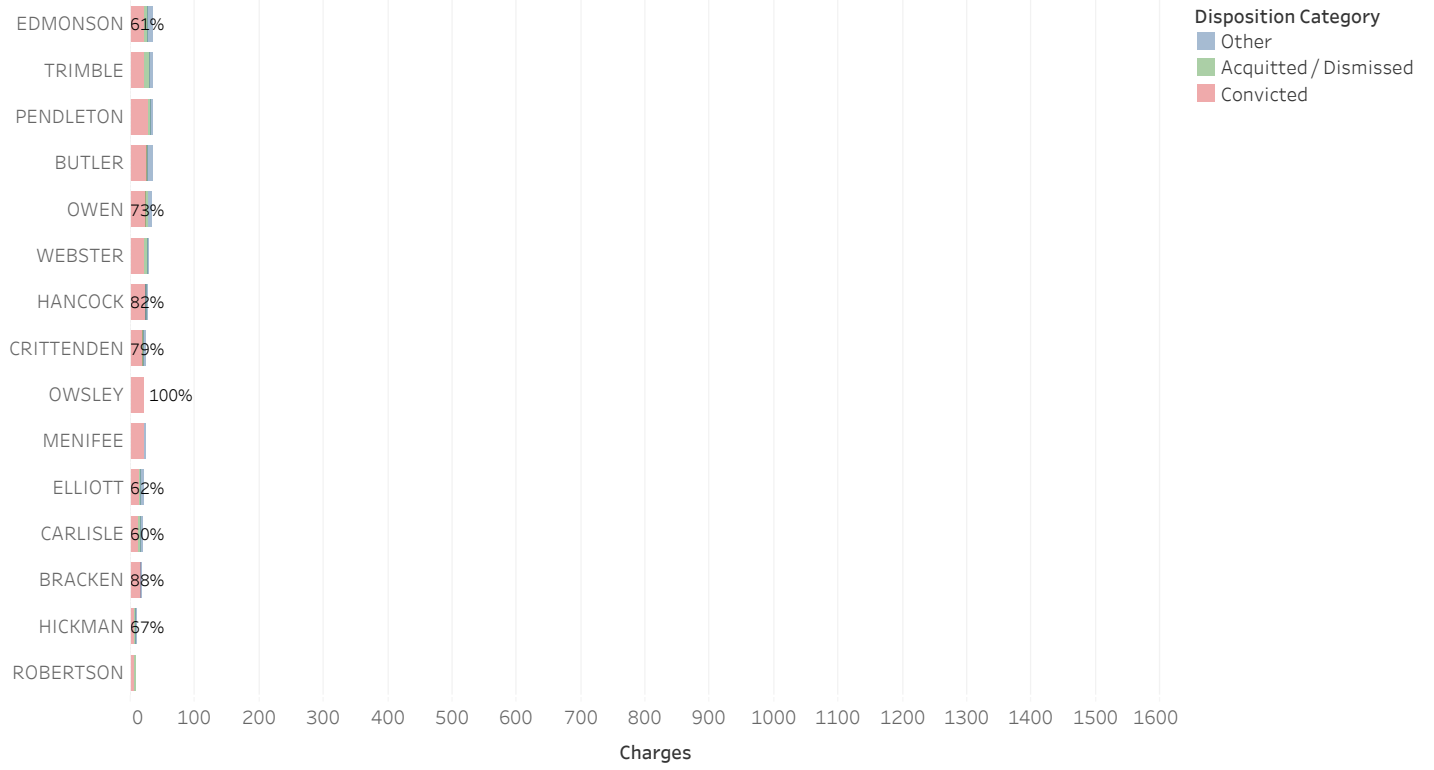


Chart 2: District Court - DUI Charges Disposed by County CY 2019

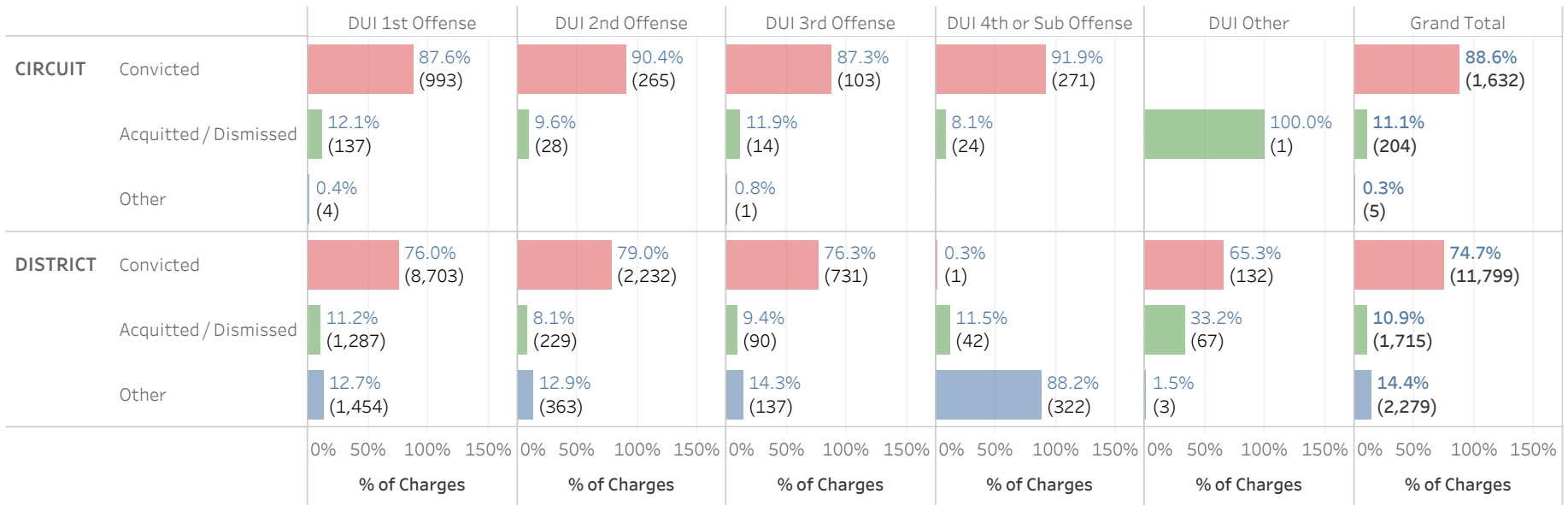




**ADMINISTRATIVE OFFICE OF THE COURTS**  
**Research and Statistics**  
 DUI Charges Disposed 1/1/2020 - 12/31/2020  
 Statewide

22\_RS3201

■ Convicted  
■ Acquitted/Dismissed  
■ Other



	DUI 1st Offense	DUI 2nd Offense	DUI 3rd Offense	DUI 4th or Sub Offense	DUI Other	Grand Total
<b>CIRCUIT</b> Convicted	993 (87.6%)	265 (90.4%)	103 (87.3%)	271 (91.9%)		1,632 (88.6%)
Acquitted/Dismissed	137 (12.1%)	28 (9.6%)	14 (11.9%)	24 (8.1%)	1 (100.0%)	204 (11.1%)
Other	4 (0.4%)		1 (0.8%)			5 (0.3%)
<b>Total</b>	<b>1,134 (100.0%)</b>	<b>293 (100.0%)</b>	<b>118 (100.0%)</b>	<b>295 (100.0%)</b>	<b>1 (100.0%)</b>	<b>1,841 (100.0%)</b>
<b>DISTRICT</b> Convicted	8,703 (76.0%)	2,232 (79.0%)	731 (76.3%)	1 (0.3%)	132 (65.3%)	11,799 (74.7%)
Acquitted/Dismissed	1,287 (11.2%)	229 (8.1%)	90 (9.4%)	42 (11.5%)	67 (33.2%)	1,715 (10.9%)
Other	1,454 (12.7%)	363 (12.9%)	137 (14.3%)	322 (88.2%)	3 (1.5%)	2,279 (14.4%)
<b>Total</b>	<b>11,444 (100.0%)</b>	<b>2,824 (100.0%)</b>	<b>958 (100.0%)</b>	<b>365 (100.0%)</b>	<b>202 (100.0%)</b>	<b>15,793 (100.0%)</b>

\* This data is provided from the CourtNet database.

\* This report excludes the failures to appear (FTA/FTV) and diversion (DIV/PTD) charge disposition types.

\* DUI charges which were disposed with an amended disposition type have been excluded, however, if amended to another DUI offense and the new charge is disposed, that charge is included in the report and will be reflected within the CY of disposition.



ADMINISTRATIVE OFFICE OF THE COURTS  
Research and Statistics  
Statewide by County

22\_RS3202

**Table 1: Circuit Court - DUI Charges Disposed by County CY 2020**

	Convicted	Acquitted / Dismissed	Other	Grand Total
WARREN	102 (91%)	10 (9%)		112 (100%)
HARDIN	102 (94%)	6 (6%)		108 (100%)
KENTON	98 (94%)	6 (6%)		104 (100%)
HOPKINS	58 (98%)	1 (2%)		59 (100%)
MCCRACKEN	45 (85%)	8 (15%)		53 (100%)
JEFFERSON	32 (68%)	15 (32%)		47 (100%)
BOONE	38 (83%)	7 (15%)	1 (2%)	46 (100%)
CAMPBELL	38 (95%)	2 (5%)		40 (100%)
CHRISTIAN	34 (87%)	5 (13%)		39 (100%)
MADISON	33 (89%)	4 (11%)		37 (100%)
FAYETTE	33 (97%)	1 (3%)		34 (100%)
DAVIESS	27 (79%)	7 (21%)		34 (100%)
BARREN	32 (97%)		1 (3%)	33 (100%)
PIKE	27 (84%)	5 (16%)		32 (100%)
JESSAMINE	29 (91%)	3 (9%)		32 (100%)
GRAYSON	29 (94%)	2 (6%)		31 (100%)
MARSHALL	28 (97%)	1 (3%)		29 (100%)
FLOYD	22 (76%)	7 (24%)		29 (100%)
BOYD	27 (96%)	1 (4%)		28 (100%)
PULASKI	21 (84%)	4 (16%)		25 (100%)
SHELBY	23 (96%)	1 (4%)		24 (100%)
OHIO	24 (100%)			24 (100%)
GRAVES	20 (87%)	3 (13%)		23 (100%)
CARTER	20 (87%)	3 (13%)		23 (100%)
BELL	22 (96%)	1 (4%)		23 (100%)
PERRY	16 (80%)	4 (20%)		20 (100%)
LAUREL	16 (80%)	4 (20%)		20 (100%)
FRANKLIN	15 (75%)	5 (25%)		20 (100%)
SCOTT	14 (74%)	5 (26%)		19 (100%)
ADAIR	19 (100%)			19 (100%)
WHITLEY	14 (78%)	4 (22%)		18 (100%)
TAYLOR	17 (94%)	1 (6%)		18 (100%)
GALLATIN	12 (67%)	4 (22%)	2 (11%)	18 (100%)
HART	14 (82%)	3 (18%)		17 (100%)
BULLITT	13 (76%)	4 (24%)		17 (100%)
CASEY	16 (100%)			16 (100%)
BALLARD	13 (81%)	3 (19%)		16 (100%)
MARION	14 (93%)	1 (7%)		15 (100%)
ANDERSON	12 (80%)	3 (20%)		15 (100%)
SPENCER	13 (93%)	1 (7%)		14 (100%)
OLDHAM	13 (93%)	1 (7%)		14 (100%)
NELSON	10 (71%)	4 (29%)		14 (100%)
HENDERSON	14 (100%)			14 (100%)
GREENUP	14 (100%)			14 (100%)
CALLOWAY	12 (86%)	2 (14%)		14 (100%)
KNOX	10 (77%)	3 (23%)		13 (100%)
HARLAN	10 (77%)	3 (23%)		13 (100%)
CLARK	12 (92%)	1 (8%)		13 (100%)
ALLEN	13 (100%)			13 (100%)
SIMPSON	9 (75%)	3 (25%)		12 (100%)
LYON	11 (92%)	1 (8%)		12 (100%)

\* This data is provided from the CourtNet database.



ADMINISTRATIVE OFFICE OF THE COURTS  
 Research and Statistics  
 Statewide by County

22\_RS3202

**Table 1: Circuit Court - DUI Charges Disposed by County CY 2020**

	Convicted	Acquitted / Dismissed	Other	Grand Total
LOGAN	11 (92%)	1 (8%)		12 (100%)
BREATHITT	10 (83%)	2 (17%)		12 (100%)
JOHNSON	11 (100%)			11 (100%)
GRANT	10 (91%)	1 (9%)		11 (100%)
CUMBERLAND	11 (100%)			11 (100%)
CLAY	5 (45%)	6 (55%)		11 (100%)
CARROLL	10 (91%)	1 (9%)		11 (100%)
CALDWELL	9 (82%)	2 (18%)		11 (100%)
RUSSELL	9 (90%)	1 (10%)		10 (100%)
ROCKCASTLE	10 (100%)			10 (100%)
MASON	10 (100%)			10 (100%)
MONTGOMERY	8 (89%)	1 (11%)		9 (100%)
MONROE	8 (89%)	1 (11%)		9 (100%)
LIVINGSTON	9 (100%)			9 (100%)
MUHLENBERG	7 (88%)	1 (13%)		8 (100%)
MAGOFFIN	5 (63%)	3 (38%)		8 (100%)
LARUE	7 (88%)	1 (13%)		8 (100%)
BOYLE	7 (88%)	1 (13%)		8 (100%)
WOODFORD	7 (100%)			7 (100%)
NICHOLAS	5 (71%)	2 (29%)		7 (100%)
LETCHER	6 (86%)	1 (14%)		7 (100%)
KNOTT	6 (86%)	1 (14%)		7 (100%)
ESTILL	7 (100%)			7 (100%)
UNION	6 (100%)			6 (100%)
POWELL	6 (100%)			6 (100%)
MORGAN	4 (67%)	2 (33%)		6 (100%)
MEADE	6 (100%)			6 (100%)
LINCOLN	5 (83%)	1 (17%)		6 (100%)
HENRY	6 (100%)			6 (100%)
ELLIOTT	6 (100%)			6 (100%)
CARLISLE	5 (83%)	1 (17%)		6 (100%)
ROWAN	4 (80%)	1 (20%)		5 (100%)
PENDLETON	5 (100%)			5 (100%)
MCCREARY	5 (100%)			5 (100%)
MARTIN	5 (100%)			5 (100%)
LESLIE	2 (40%)	3 (60%)		5 (100%)
WAYNE	4 (100%)			4 (100%)
WASHINGTON	4 (100%)			4 (100%)
TRIGG	3 (75%)	1 (25%)		4 (100%)
TODD	2 (50%)	2 (50%)		4 (100%)
OWEN	4 (100%)			4 (100%)
FULTON	4 (100%)			4 (100%)
EDMONSON	4 (100%)			4 (100%)
BUTLER	4 (100%)			4 (100%)
BRECKINRIDGE	4 (100%)			4 (100%)
BATH	4 (100%)			4 (100%)
WOLFE	3 (100%)			3 (100%)
WEBSTER	3 (100%)			3 (100%)
MCLEAN	3 (100%)			3 (100%)
GREEN	3 (100%)			3 (100%)
FLEMING	2 (67%)	1 (33%)		3 (100%)

\* This data is provided from the CourtNet database.



ADMINISTRATIVE OFFICE OF THE COURTS  
 Research and Statistics  
 Statewide by County

22\_RS3202

Table 1: Circuit Court - DUI Charges Disposed by County CY 2020

	Convicted	Acquitted / Dismissed	Other	Grand Total
CLINTON	3 (100%)			3 (100%)
BOURBON	2 (67%)	1 (33%)		3 (100%)
LEWIS	1 (50%)		1 (50%)	2 (100%)
LAWRENCE	1 (50%)	1 (50%)		2 (100%)
JACKSON	2 (100%)			2 (100%)
HANCOCK	2 (100%)			2 (100%)
GARRARD	1 (50%)	1 (50%)		2 (100%)
BRACKEN	2 (100%)			2 (100%)
OWSLEY	1 (100%)			1 (100%)
MERCER	1 (100%)			1 (100%)
HICKMAN	1 (100%)			1 (100%)
HARRISON	1 (100%)			1 (100%)
Grand Total	1,632 (89%)	204 (11%)	5 (0%)	1,841 (100%)

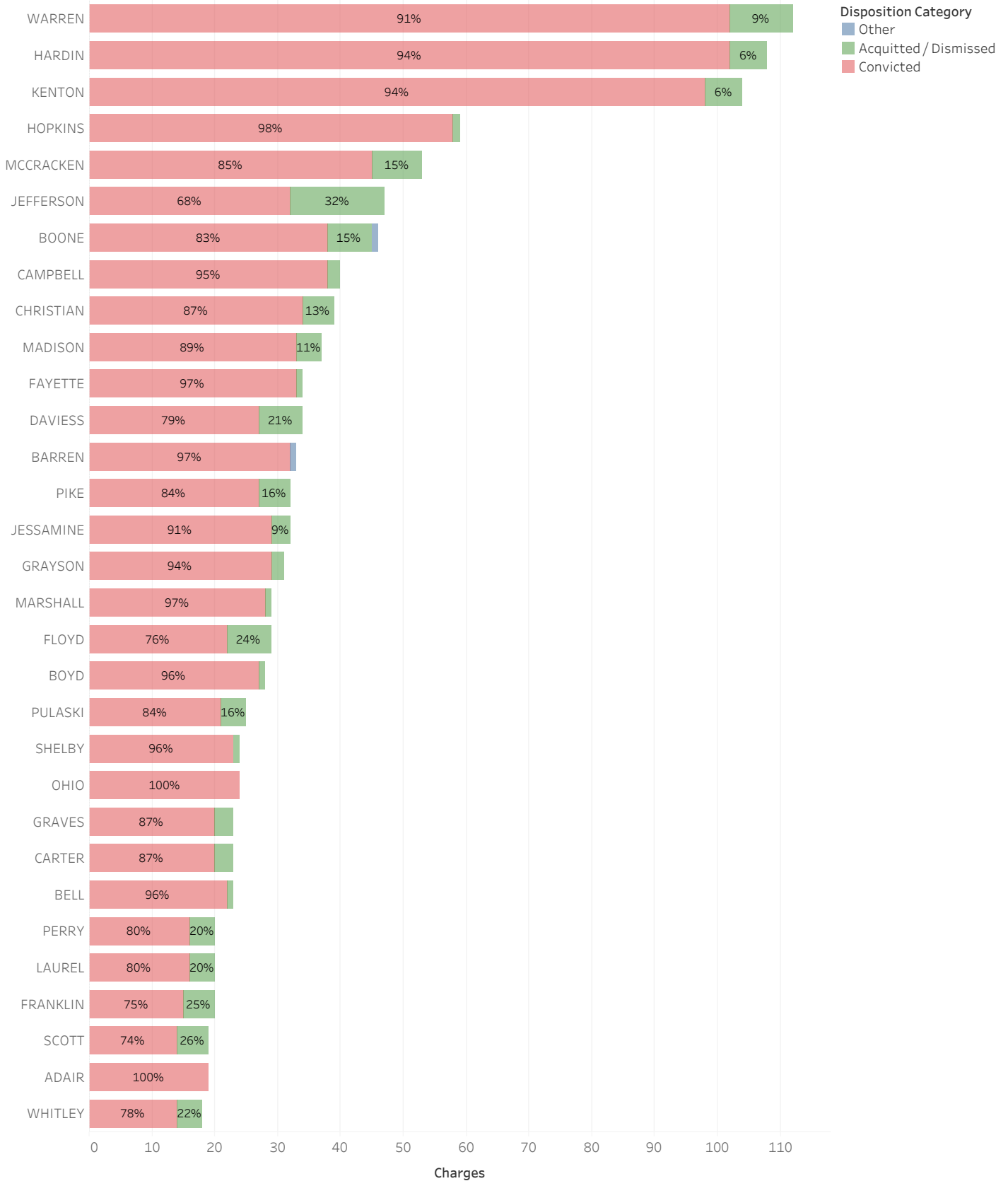
\* This data is provided from the CourtNet database.





ADMINISTRATIVE OFFICE OF THE COURTS  
 Research and Statistics  
 Statewide by County

Chart 1: Circuit Court - DUI Charges Disposed by County CY 2020

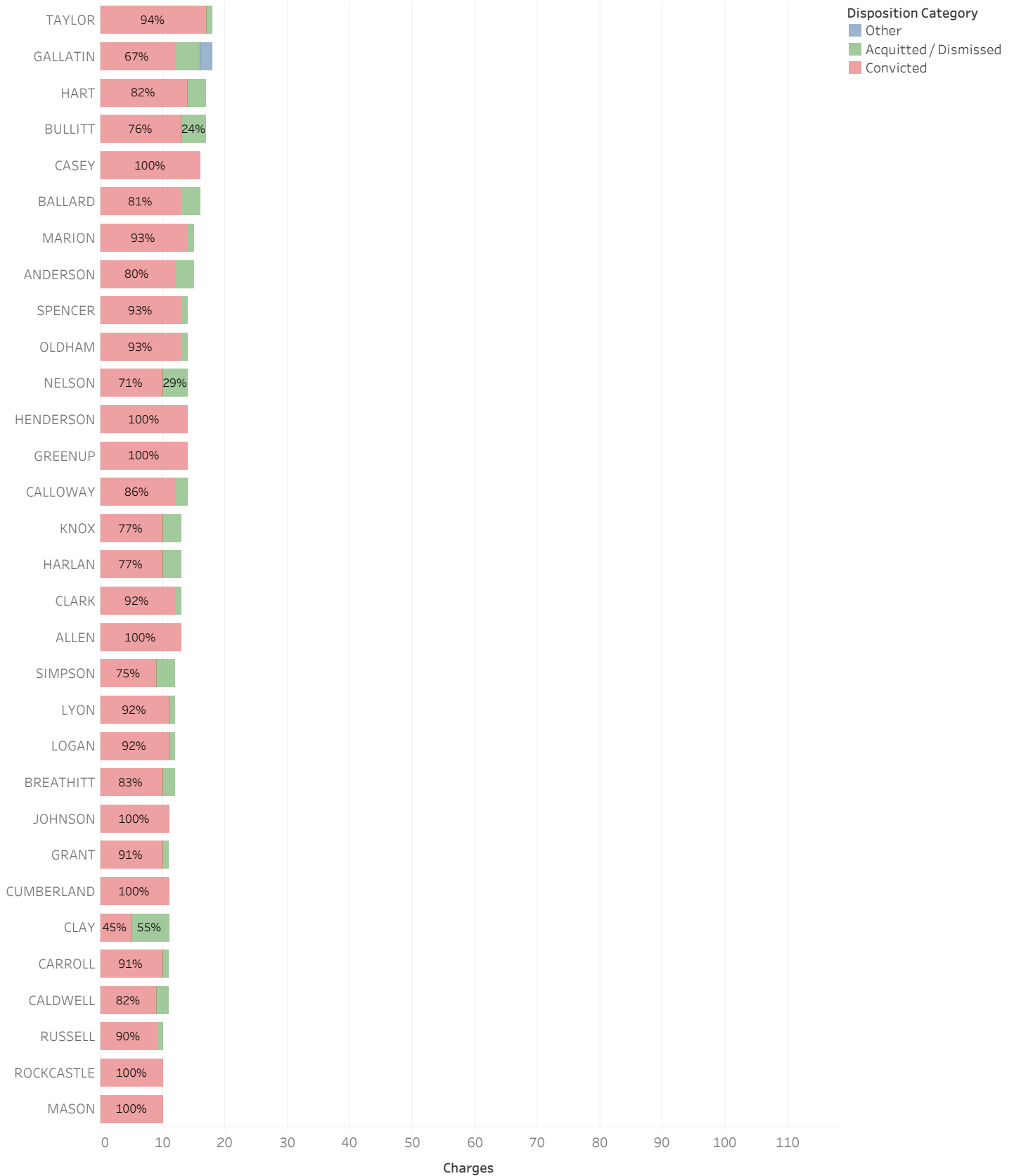


\* This data is provided from the CourtNet database.



ADMINISTRATIVE OFFICE OF THE COURTS  
 Research and Statistics  
 Statewide by County

Chart 1: Circuit Court - DUI Charges Disposed by County CY 2020

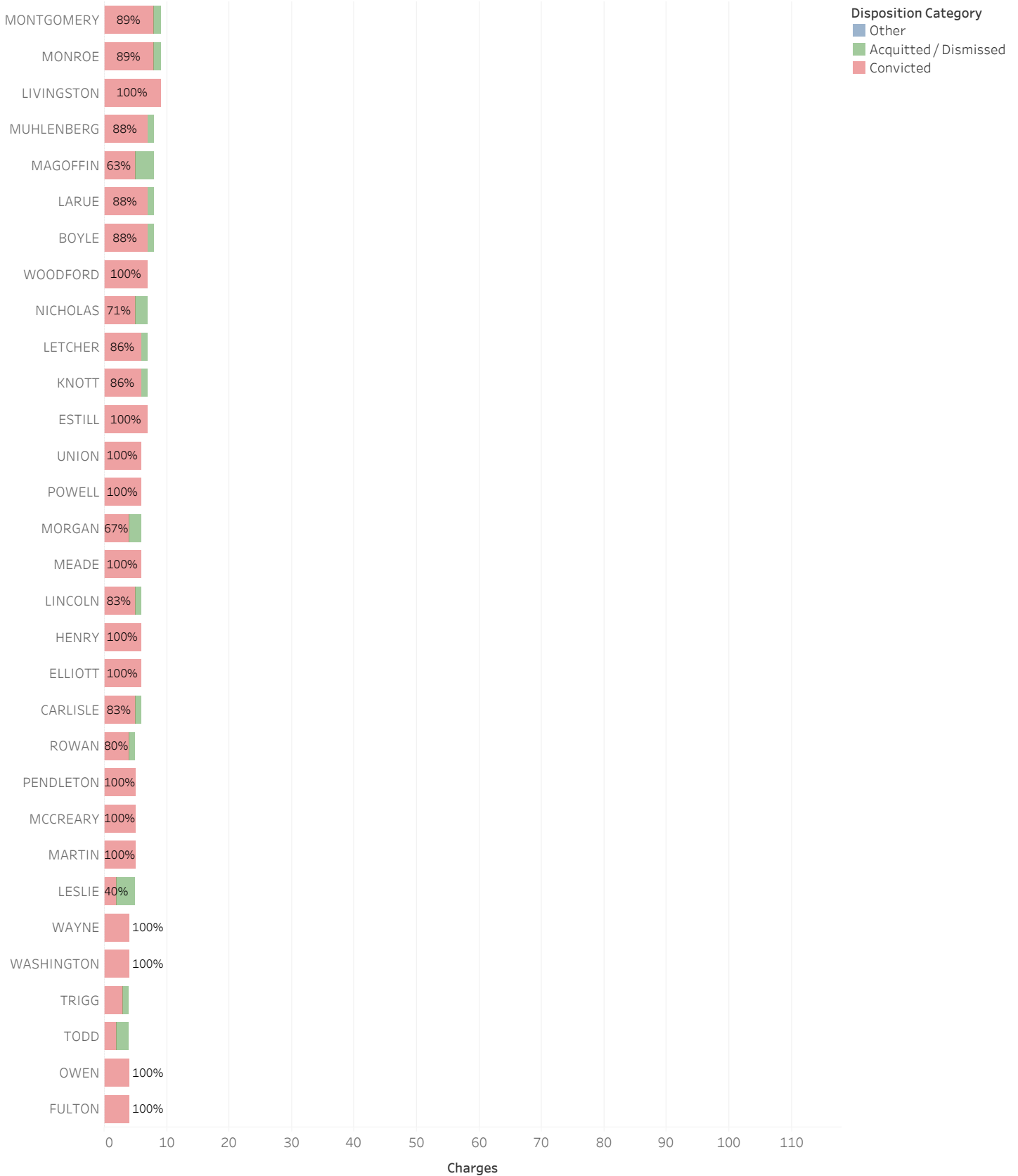


\* This data is provided from the CourtNet database.



ADMINISTRATIVE OFFICE OF THE COURTS  
 Research and Statistics  
 Statewide by County

Chart 1: Circuit Court - DUI Charges Disposed by County CY 2020



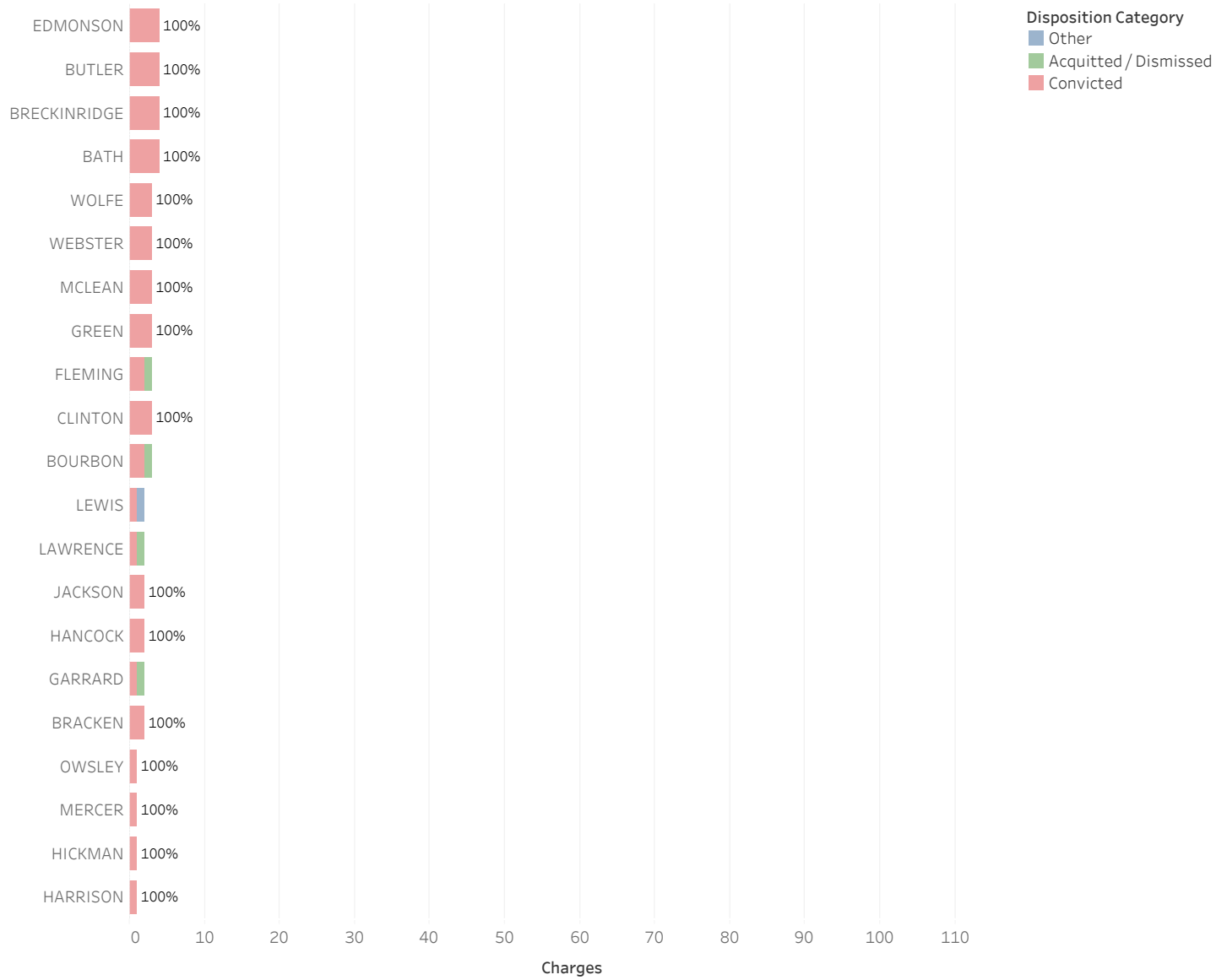
\* This data is provided from the CourtNet database.



ADMINISTRATIVE OFFICE OF THE COURTS  
Research and Statistics  
Statewide by County

22\_RS3202

Chart 1: Circuit Court - DUI Charges Disposed by County CY 2020



\* This data is provided from the CourtNet database.



ADMINISTRATIVE OFFICE OF THE COURTS  
 Research and Statistics  
 Statewide by County

Table 2: District Court - DUI Charges Disposed by County CY 2020

	Convicted	Acquitted / Dismissed	Other	Grand Total
FAYETTE	753 (89%)	45 (5%)	49 (6%)	847 (100%)
KENTON	491 (77%)	56 (9%)	93 (15%)	640 (100%)
HARDIN	422 (75%)	34 (6%)	109 (19%)	565 (100%)
JEFFERSON	416 (75%)	103 (19%)	34 (6%)	553 (100%)
LAUREL	452 (86%)	45 (9%)	26 (5%)	523 (100%)
WARREN	312 (66%)	21 (4%)	140 (30%)	473 (100%)
BOONE	308 (77%)	24 (6%)	67 (17%)	399 (100%)
MADISON	273 (79%)	13 (4%)	59 (17%)	345 (100%)
MCCRACKEN	259 (76%)	9 (3%)	75 (22%)	343 (100%)
PULASKI	237 (72%)	72 (22%)	19 (6%)	328 (100%)
DAVISS	236 (73%)	37 (11%)	50 (15%)	323 (100%)
CAMPBELL	246 (78%)	23 (7%)	46 (15%)	315 (100%)
HOPKINS	200 (65%)	27 (9%)	79 (26%)	306 (100%)
FRANKLIN	227 (79%)	23 (8%)	39 (13%)	289 (100%)
CHRISTIAN	221 (81%)	16 (6%)	35 (13%)	272 (100%)
BOYD	214 (79%)	13 (5%)	44 (16%)	271 (100%)
WHITLEY	207 (77%)	51 (19%)	11 (4%)	269 (100%)
SHELBY	206 (78%)	31 (12%)	26 (10%)	263 (100%)
PIKE	160 (62%)	56 (22%)	41 (16%)	257 (100%)
KNOX	188 (73%)	49 (19%)	19 (7%)	256 (100%)
JESSAMINE	204 (83%)	12 (5%)	30 (12%)	246 (100%)
GRAYSON	132 (55%)	51 (21%)	56 (23%)	239 (100%)
SCOTT	172 (82%)	15 (7%)	22 (11%)	209 (100%)
BARREN	148 (73%)	15 (7%)	41 (20%)	204 (100%)
FLOYD	144 (72%)	33 (16%)	24 (12%)	201 (100%)
MARSHALL	124 (77%)	19 (12%)	19 (12%)	162 (100%)
HENDERSON	123 (76%)	11 (7%)	28 (17%)	162 (100%)
GRAVES	110 (70%)	18 (11%)	29 (18%)	157 (100%)
HARLAN	88 (60%)	28 (19%)	31 (21%)	147 (100%)
MUHLENBERG	124 (87%)	8 (6%)	11 (8%)	143 (100%)
OHIO	108 (77%)	8 (6%)	25 (18%)	141 (100%)
CLARK	111 (79%)	14 (10%)	15 (11%)	140 (100%)
SIMPSON	108 (78%)	17 (12%)	14 (10%)	139 (100%)
PERRY	97 (72%)	23 (17%)	15 (11%)	135 (100%)
GREENUP	96 (75%)	15 (12%)	17 (13%)	128 (100%)
BOURBON	99 (78%)	10 (8%)	18 (14%)	127 (100%)
BOYLE	96 (78%)	10 (8%)	17 (14%)	123 (100%)
ROWAN	95 (79%)	3 (3%)	22 (18%)	120 (100%)
ADAIR	85 (72%)	11 (9%)	22 (19%)	118 (100%)
TAYLOR	83 (71%)	10 (9%)	24 (21%)	117 (100%)
CASEY	83 (71%)	12 (10%)	22 (19%)	117 (100%)
BULLITT	64 (55%)	26 (22%)	27 (23%)	117 (100%)
OLDHAM	89 (77%)	12 (10%)	15 (13%)	116 (100%)
LYON	87 (78%)	8 (7%)	16 (14%)	111 (100%)
NELSON	86 (80%)	8 (7%)	13 (12%)	107 (100%)
HART	67 (63%)	6 (6%)	34 (32%)	107 (100%)

\* This data is provided from the CourtNet database.



ADMINISTRATIVE OFFICE OF THE COURTS  
 Research and Statistics  
 Statewide by County

Table 2: District Court - DUI Charges Disposed by County CY 2020

	Convicted	Acquitted / Dismissed	Other	Grand Total
ANDERSON	89 (83%)	6 (6%)	12 (11%)	107 (100%)
MCCREARY	88 (83%)	13 (12%)	5 (5%)	106 (100%)
CALLOWAY	88 (83%)	7 (7%)	11 (10%)	106 (100%)
WOODFORD	96 (91%)	4 (4%)	5 (5%)	105 (100%)
CARTER	76 (72%)	9 (9%)	20 (19%)	105 (100%)
BREATHITT	79 (76%)	7 (7%)	18 (17%)	104 (100%)
BELL	48 (48%)	27 (27%)	25 (25%)	100 (100%)
KNOTT	67 (70%)	23 (24%)	6 (6%)	96 (100%)
CLAY	61 (64%)	29 (30%)	6 (6%)	96 (100%)
WAYNE	71 (76%)	11 (12%)	12 (13%)	94 (100%)
MASON	78 (84%)	6 (6%)	9 (10%)	93 (100%)
LOGAN	73 (81%)	3 (3%)	14 (16%)	90 (100%)
ALLEN	47 (55%)	29 (34%)	10 (12%)	86 (100%)
HENRY	63 (77%)	6 (7%)	13 (16%)	82 (100%)
RUSSELL	53 (66%)	11 (14%)	16 (20%)	80 (100%)
JOHNSON	61 (76%)	11 (14%)	8 (10%)	80 (100%)
BALLARD	48 (60%)	15 (19%)	17 (21%)	80 (100%)
POWELL	39 (49%)	33 (42%)	7 (9%)	79 (100%)
GALLATIN	53 (67%)	10 (13%)	16 (20%)	79 (100%)
MARION	53 (68%)	3 (4%)	22 (28%)	78 (100%)
LETCHER	44 (57%)	7 (9%)	26 (34%)	77 (100%)
MONTGOMERY	59 (78%)	4 (5%)	13 (17%)	76 (100%)
ESTILL	58 (77%)	6 (8%)	11 (15%)	75 (100%)
MAGOFFIN	61 (82%)	6 (8%)	7 (9%)	74 (100%)
SPENCER	41 (59%)	16 (23%)	12 (17%)	69 (100%)
MERCER	44 (67%)	11 (17%)	11 (17%)	66 (100%)
METCALFE	45 (69%)	6 (9%)	14 (22%)	65 (100%)
LINCOLN	48 (74%)	2 (3%)	15 (23%)	65 (100%)
ROCKCASTLE	29 (47%)	28 (45%)	5 (8%)	62 (100%)
LARUE	36 (58%)	16 (26%)	10 (16%)	62 (100%)
CALDWELL	46 (75%)	4 (7%)	11 (18%)	61 (100%)
BRECKINRIDGE	40 (66%)	2 (3%)	19 (31%)	61 (100%)
BATH	43 (72%)	8 (13%)	9 (15%)	60 (100%)
CARROLL	40 (69%)	15 (26%)	3 (5%)	58 (100%)
GARRARD	36 (63%)	12 (21%)	9 (16%)	57 (100%)
CUMBERLAND	41 (73%)	1 (2%)	14 (25%)	56 (100%)
MEADE	44 (80%)	1 (2%)	10 (18%)	55 (100%)
TODD	42 (78%)	6 (11%)	6 (11%)	54 (100%)
HARRISON	37 (70%)	16 (30%)		53 (100%)
MORGAN	32 (67%)	5 (10%)	11 (23%)	48 (100%)
PENDLETON	26 (55%)	12 (26%)	9 (19%)	47 (100%)
MCLEAN	39 (85%)	3 (7%)	4 (9%)	46 (100%)
MARTIN	37 (80%)	6 (13%)	3 (7%)	46 (100%)
TRIMBLE	38 (84%)	3 (7%)	4 (9%)	45 (100%)
MONROE	31 (70%)	8 (18%)	5 (11%)	44 (100%)
GRANT	29 (67%)	6 (14%)	8 (19%)	43 (100%)

\* This data is provided from the CourtNet database.



ADMINISTRATIVE OFFICE OF THE COURTS  
 Research and Statistics  
 Statewide by County

22\_RS3202

**Table 2: District Court - DUI Charges Disposed by County CY 2020**

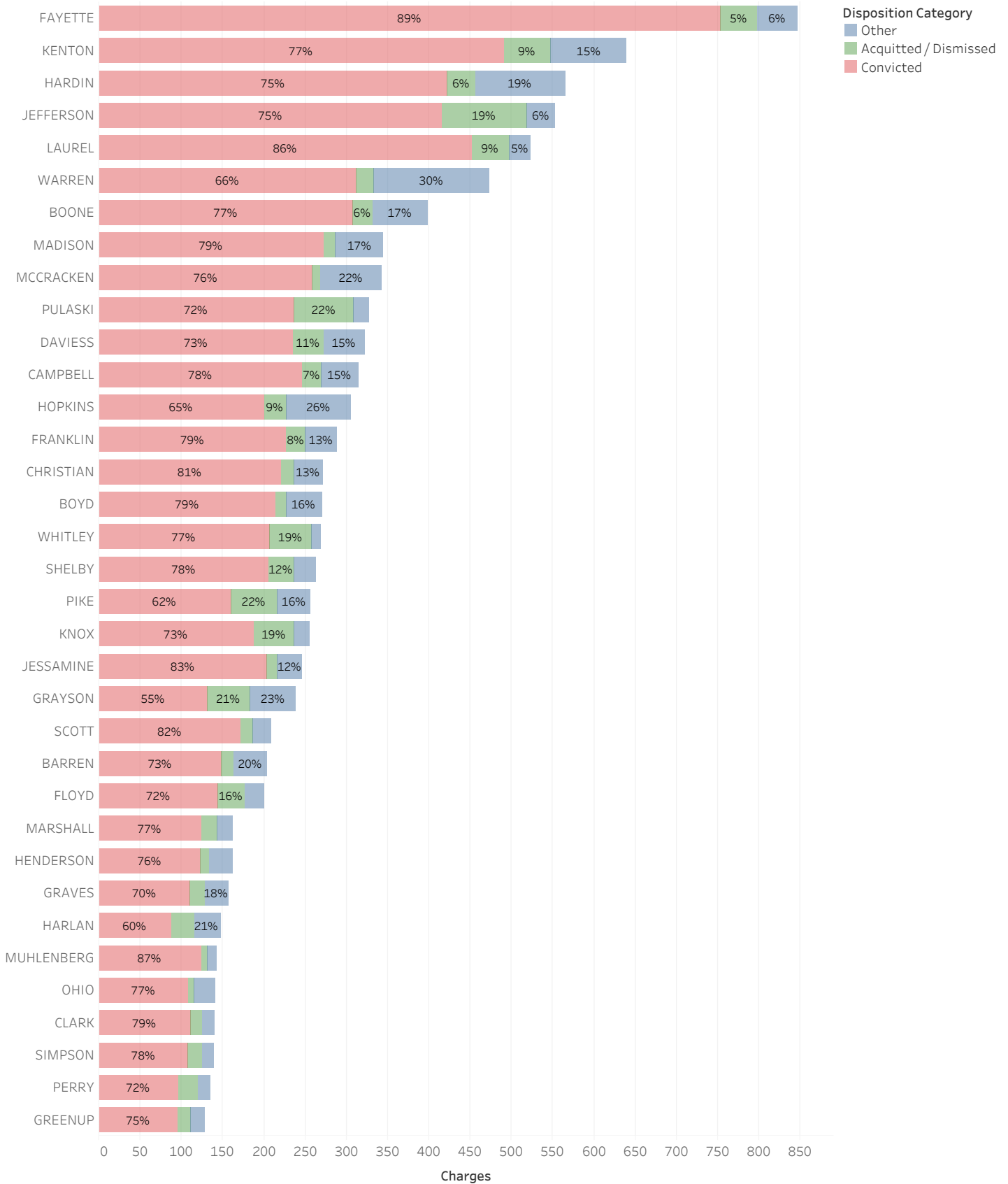
	Convicted	Acquitted / Dismissed	Other	Grand Total
UNION	34 (81%)	3 (7%)	5 (12%)	42 (100%)
LESLIE	30 (71%)	3 (7%)	9 (21%)	42 (100%)
LAWRENCE	26 (62%)	10 (24%)	6 (14%)	42 (100%)
TRIGG	33 (80%)	5 (12%)	3 (7%)	41 (100%)
LIVINGSTON	26 (63%)		15 (37%)	41 (100%)
NICHOLAS	27 (73%)	6 (16%)	4 (11%)	37 (100%)
LEWIS	34 (92%)	1 (3%)	2 (5%)	37 (100%)
MENIFEE	32 (89%)		4 (11%)	36 (100%)
JACKSON	28 (78%)	6 (17%)	2 (6%)	36 (100%)
CLINTON	22 (63%)	8 (23%)	5 (14%)	35 (100%)
BUTLER	28 (80%)	1 (3%)	6 (17%)	35 (100%)
EDMONSON	21 (66%)	4 (13%)	7 (22%)	32 (100%)
FLEMING	23 (77%)	5 (17%)	2 (7%)	30 (100%)
WOLFE	22 (79%)	4 (14%)	2 (7%)	28 (100%)
LEE	20 (71%)	8 (29%)		28 (100%)
OWEN	13 (48%)	8 (30%)	6 (22%)	27 (100%)
WEBSTER	22 (85%)	1 (4%)	3 (12%)	26 (100%)
FULTON	19 (76%)	5 (20%)	1 (4%)	25 (100%)
BRACKEN	18 (72%)	4 (16%)	3 (12%)	25 (100%)
CARLISLE	12 (67%)	1 (6%)	5 (28%)	18 (100%)
ELLIOTT	9 (53%)	4 (24%)	4 (24%)	17 (100%)
WASHINGTON	12 (75%)		4 (25%)	16 (100%)
HANCOCK	11 (85%)		2 (15%)	13 (100%)
CRITTENDEN	9 (75%)	2 (17%)	1 (8%)	12 (100%)
HICKMAN	7 (70%)	1 (10%)	2 (20%)	10 (100%)
GREEN	6 (60%)	1 (10%)	3 (30%)	10 (100%)
OWSLEY	6 (86%)		1 (14%)	7 (100%)
ROBERTSON	1 (25%)		3 (75%)	4 (100%)
<b>Grand Total</b>	<b>11,799 (75%)</b>	<b>1,715 (11%)</b>	<b>2,279 (14%)</b>	<b>15,793 (100%)</b>

\* This data is provided from the CourtNet database.



ADMINISTRATIVE OFFICE OF THE COURTS  
 Research and Statistics  
 Statewide by County

Chart 2: District Court - DUI Charges Disposed by County CY 2020



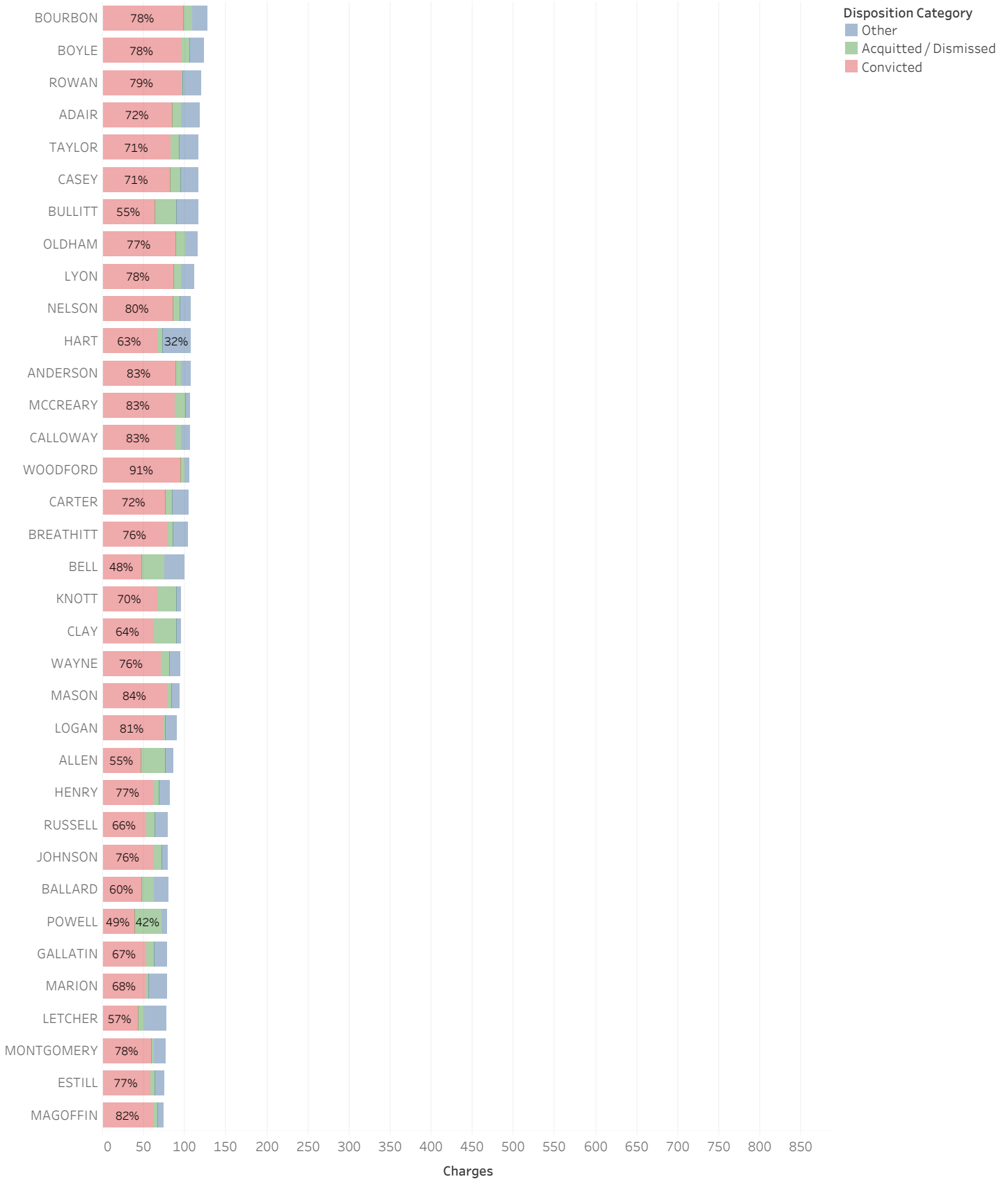
\* This data is provided from the CourtNet database.





ADMINISTRATIVE OFFICE OF THE COURTS  
 Research and Statistics  
 Statewide by County

Chart 2: District Court - DUI Charges Disposed by County CY 2020



\* This data is provided from the CourtNet database.



ADMINISTRATIVE OFFICE OF THE COURTS  
 Research and Statistics  
 Statewide by County

Chart 2: District Court - DUI Charges Disposed by County CY 2020

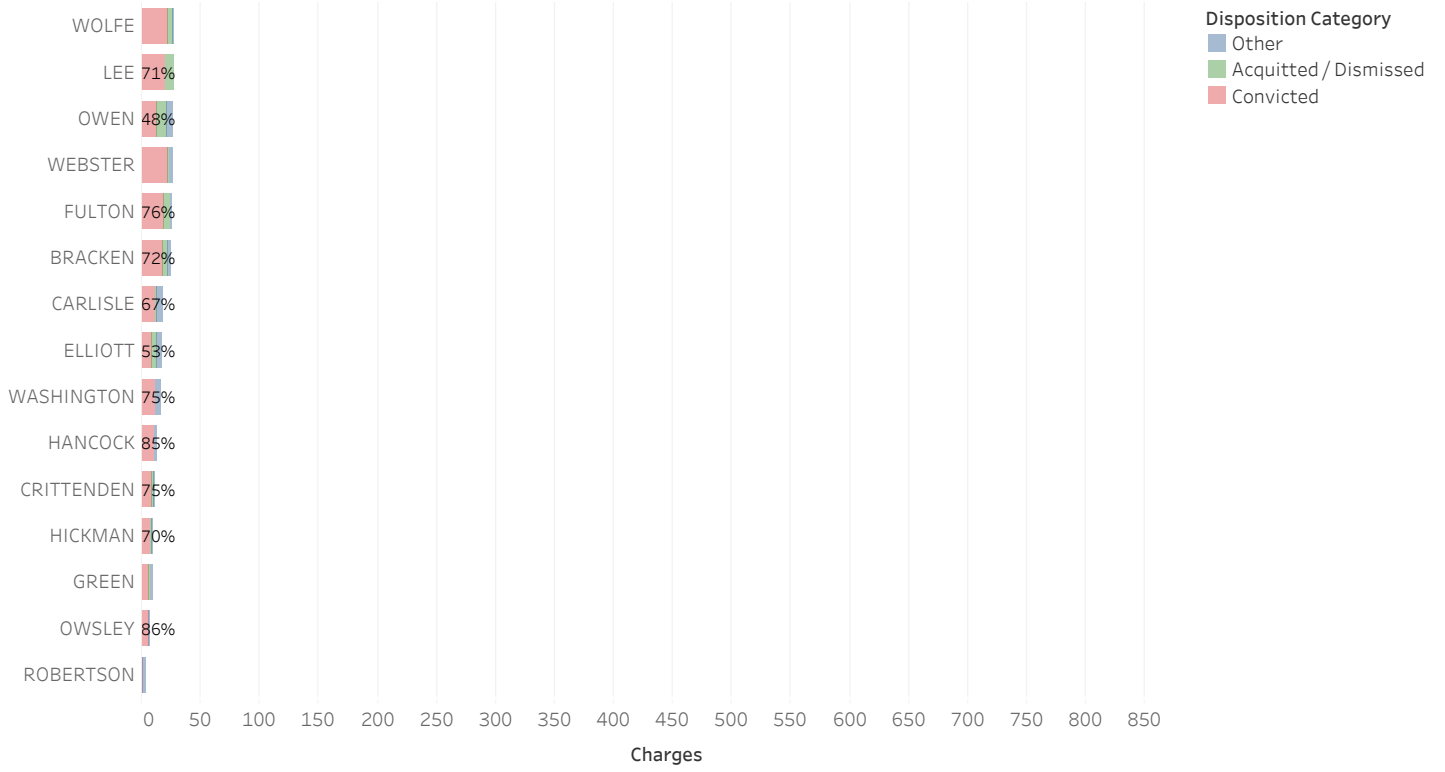


\* This data is provided from the CourtNet database.



ADMINISTRATIVE OFFICE OF THE COURTS  
 Research and Statistics  
 Statewide by County

Chart 2: District Court - DUI Charges Disposed by County CY 2020



\* This data is provided from the CourtNet database.