



PRETRIAL INTERVIEWS WITH DEFENDANTS IN CUSTODY 5/11/2022

NUMBER OF INTERVIEWS AND DAYS IN CUSTODY

May 12, 2022

Statistics Request Overall Description

On April 26, 2022, the Kentucky Center for Economic Policy requested a report of the number of interviews and time in custody for those defendants in custody on a single day, statewide by county.

PRIM, the information system used by Pretrial Services, was queried for interviews in which a defendant was in custody as of an automated compilation/snapshot extracted in the early morning of May 11, 2022.

Statistical Report (22_PINS3000 & 22_PINS3001)

All data presented is grouped by the Jurisdiction and highest penalty charge (by level and class) within the cases related to a given pretrial interview in the specified jurisdiction.

Counties where the defendant was physically located for the pretrial interview are known as the holding county. The holding county can differ from the county in which the case was filed, as some counties do not have a jail facility, and the defendant must be transported to a neighboring county which has a jail facility. The following county jail facilities do not have anyone in custody are closed:

Closure Date	Counties
1/1/2009	ANDERSON, BATH, BRACKEN, BREATHITT, CARLISLE, CUMBERLAND, EDMONSON, ELLIOTT, FLEMING, GALLATIN, GARRARD, GREEN, HANCOCK, HARRISON, HENRY, KNOTT, LAWRENCE, LIVINGSTON, LEWIS, LYON, MCLEAN, MAGOFFIN, MARTIN, MENIFEE, MERCER, METCALFE, MORGAN, NICHOLAS, OWEN, OWSLEY, PENDLETON, ROBERTSON, SPENCER, TRIGG, TRIMBLE, WASHINGTON, WOLFE.
1/13/2013	MCCREARY
8/1/2015	HICKMAN
8/31/2016	MONROE
3/31/2017	ESTILL
4/1/2020	UNION
6/4/2021	LINCOLN
12/10/2021	GRAVES

PRETRIAL INTERVIEWS WITH DEFENDANTS IN CUSTODY 5/11/2022

NUMBER OF INTERVIEWS AND DAYS IN CUSTODY

Statistical Report (22_PINS3000 & 22_PINS3001)

22_PINS3000 -Statewide Summary Counts

Page 1: provides the number of interviews with defendants in custody. The horizontal bar chart distinguishes by color between those interviews in which there is an active custody holder and those for which there is not. The table at the bottom provides separate counts for those interviews by the reason for the current custody holder and for those interviews without an active custody holder.

Page 2: Provides four (4) percentile rankings, per the time the defendants have so far spent in custody. The horizontal bar chart distinguishes by color between 25th Percentile, 50th Percentile (median), 75th Percentile, and 95th Percentile by Jurisdiction & highest charge level / class within the interview.

Page 3: The same data from page 2 is also presented in the cross-tabulation format.

22_PINS3001 – the series of three pages described above for the statewide report, is generated for each holding county within Kentucky.

Statistical Analysis Considerations:

- Data provided from the Pretrial Services Information Management System.
- The statistics presented in the attached tables are a snapshot in time as of the date the data was queried: 5/11/2022.
- Each interview may involve one or more cases.
- Counts of interviews count each interview only once. A single interview may have separate Release Decisions and Outcomes in Circuit and District Court. The same interview may appear in more than one subtotal within a table but will never be counted more than once in any cell, subtotal, or grand total.
- Time in custody is evaluated separately for interviews that have custody for both District and Circuit cases.

Data Variables Requested

Database	Data Variable	Description
Pretrial (PRIM)	Jurisdiction/Level	Indicates the Jurisdiction and the most serious charge of any case applicable to the pretrial interview. Interviews in which a defendant was in custody for both Circuit and District cases are counted and have time in custody reported separately for each jurisdiction. <ul style="list-style-type: none">• Circuit Criminal – all interviews and custody related to Circuit Criminal cases.• District Felony – interviews and custody related to District Criminal cases in which at least one case related to the interview includes a felony level charge.

PRETRIAL INTERVIEWS WITH DEFENDANTS IN CUSTODY 5/11/2022

NUMBER OF INTERVIEWS AND DAYS IN CUSTODY

Data Variables Requested		
		<ul style="list-style-type: none"> • District Misdemeanor – interviews and custody related to District Criminal cases in which at least one case related to the interview includes a misdemeanor level charge and no cases include felony charges. • District Violation – interviews and custody related to District Criminal cases in which at least one case related to the interview includes a violation level charge and no cases include felony or misdemeanor charges. • District Other – interviews and custody related to District Criminal cases containing no felony, misdemeanor, or violation level charges. These cases typically relate to post-disposition charges such as probation violations, violations of release conditions, contempt, etc.
	Penalty Class	<p>The class of the charge with the most serious penalty level and class within any case related from the indicated jurisdiction related to an interview.</p> <ul style="list-style-type: none"> • Class A Felony: 20 years or greater. All capital offenses are also Class A Felonies. • Class B Felony: Ten years or greater and less than 20 years. • Class C Felony: Five years or greater and less than ten years. • Class D Felony: One year or greater and less than five years. • Class A Misdemeanor: 90 Days or greater and less than one year. • Class B Misdemeanor: Less than 90 days.
	Holding County	The name of the county in which the interview's defendant was most recently indicated to be in custody.
	Holder Reason	<p>The factor other than judicial decision, if any, that holds a defendant in pretrial custody for a given interview. If a defendant is held by multiple factors, the most serious reason is reported per the hierarchy below:</p> <ul style="list-style-type: none"> • Federal Inmate • State Inmate • Parole • Probation • County Inmate • Contempt • Non-Payment of Fines / Restitution • Other

PRETRIAL INTERVIEWS WITH DEFENDANTS IN CUSTODY 5/11/2022

NUMBER OF INTERVIEWS AND DAYS IN CUSTODY

Data Variables Requested		
	Interviews	<p>The number of distinct pretrial interviews. The pretrial interview is the central data unit used in PRIM, capturing any data related to a discrete period of pretrial custody for a single defendant, which may apply to one or more cases. A single defendant may have multiple pretrial interviews during any given period-of-time. Release outcomes and measurements of time in custody are captured separately for each jurisdiction (Circuit and District Court) for any interview including at least one case from each jurisdiction.</p>
	Days in Custody	<p>The number of days in custody is calculated for each interview as the difference in days between the earliest booking date for any case related to the interview and the date of the query.</p>
	Percentile	<p>Percentiles are used in statistics to provide a number that describes the value that a given percent of the values are lower than. Percentiles are calculated using the formula $n = (P/100) \times N$, where P = percentile, N = number of values in a data set (sorted from smallest to largest), and n = ordinal rank of a given value.</p> <p>The following four (4) percentile rankings, per the time the defendants spent in custody, are reported:</p> <ul style="list-style-type: none">• 25th Percentile: For a reported group, one quarter of the reported interviews have spent this number of days in custody or less and three quarters have spent this number of days in custody or more. Also known as first quartile.• 50th Percentile (Median): For a reported group, half of the reported interviews have spent this number of days in custody or less and half have spent this number of days in custody or more.• 75th Percentile: For a reported group, three quarters of the reported interviews have spent this number of days in custody or less and one quarter have spent this number of days in custody or more. Also known as third quartile.• 95th Percentile: For a reported group, 95% of the reported interviews have spent this number of days in custody or less and 5% have spent this number of days in custody or more.

PRETRIAL INTERVIEWS WITH DEFENDANTS IN CUSTODY 5/11/2022

NUMBER OF INTERVIEWS AND DAYS IN CUSTODY

Disclaimer Associated with KCOJ/AOC Database(s) and Element(s)

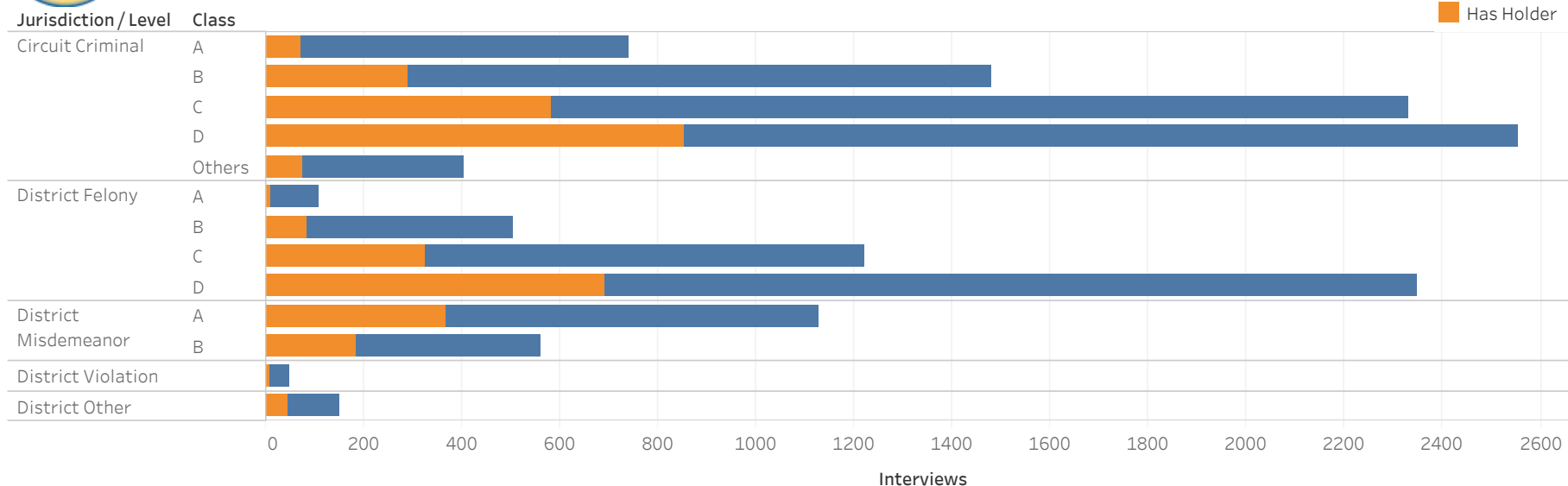
RESEARCH AND STATISTICS DISCLAIMER for PRETRIAL SERVICES REQUESTS

The data from this report is provided from the Pretrial Services program. Information received from the Pretrial Services program's electronic case management system (PRIM) is subject to change(s), reprogramming, modification(s) of format and availability at the direction of the Administrative Office of the Courts (AOC), and may not at any particular moment reflect the true status of court cases due to ordinary limitation(s), delay(s) or error(s) in the system's operation.



ADMINISTRATIVE OFFICE OF THE COURTS Research and Statistics Defendants in Custody Statewide May 11, 2022

Current Holder
■ No Holder
■ Has Holder



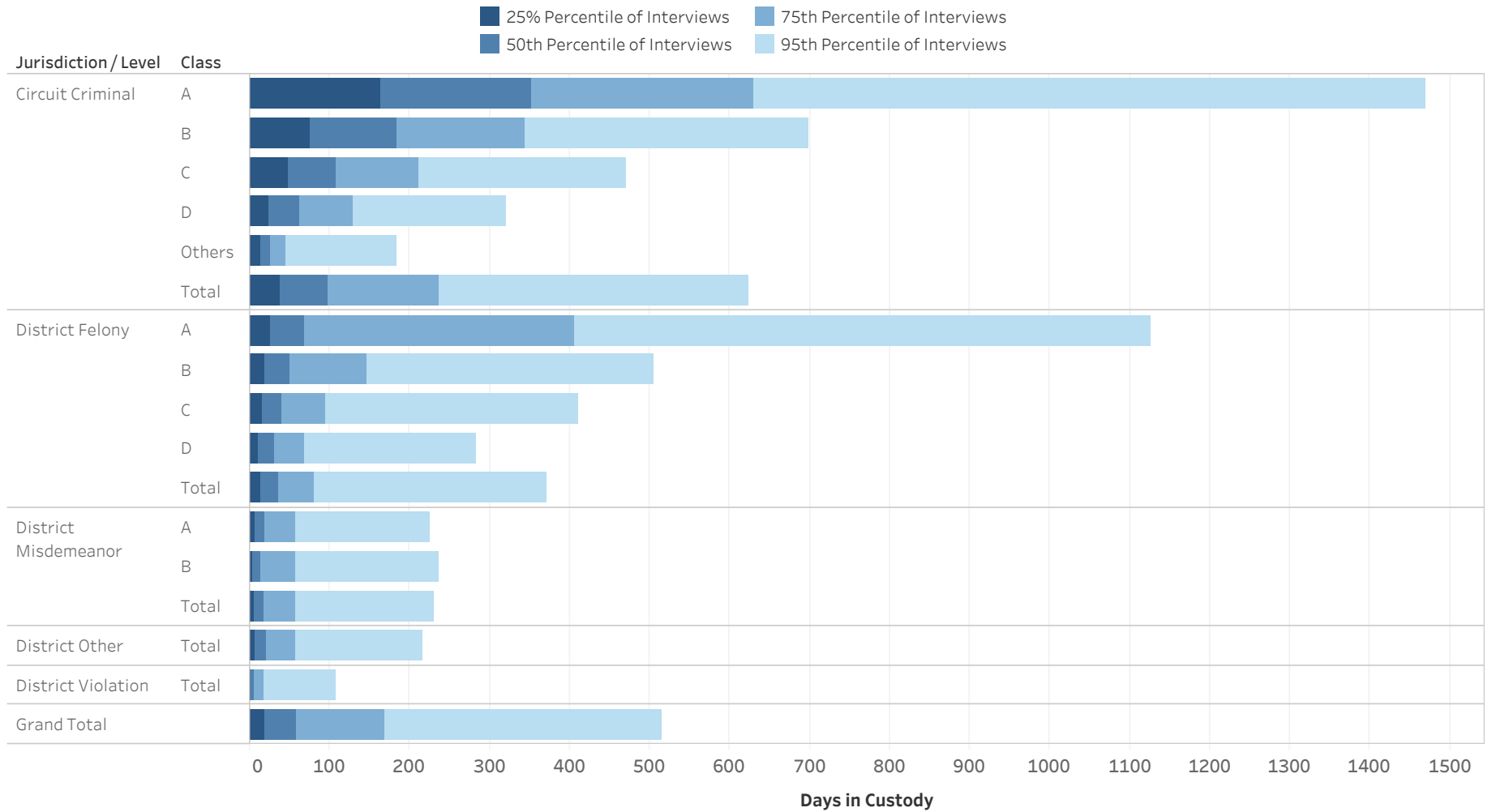
Jurisdiction / Level	Class	Non-Payment Fines/							Federal Inmate	County Inmate	Grand Total
		No Holder	Probation	Restitution	State Inmate	Other	Parole	Contempt			
Circuit Criminal	A	669	10	13	23	13	5	5	3	741	
	B	1,190	51	55	72	50	29	19	10	1,479	
	C	1,750	140	117	116	80	56	47	19	2,331	
	D	1,701	218	221	133	94	102	72	9	2,554	
	Others	327	19	31	5	5	8	3	4	402	
District Felony	A	98		2	2	1	1	1	3	108	
	B	418	16	26	18	11	11	3		503	
	C	895	78	66	54	40	45	26	10	1,219	
	D	1,656	204	169	105	70	79	57	4	2,349	
District Misdemeanor	A	762	89	88	69	37	36	39	4	1,129	
	B	375	43	43	33	17	19	25	3	560	
District Other		105	8	11	11	5	3	6		149	
District Violation		38	3	2	2	2				47	
Grand Total		8,771	776	688	592	365	351	247	62	24	11,876

Statistical Analysis Considerations

- * Data provided from the Pretrial Information Management System.
- * Counts reflect distinct pretrial interviews within a given jurisdiction (Circuit or District Court). Time in custody is evaluated separately for District and Circuit cases.
- * A single Interview may involve more than one case, and a single defendant may have multiple interviews during a given period of time.



ADMINISTRATIVE OFFICE OF THE COURTS
Research and Statistics
Defendants in Custody Statewide May 11, 2022
Time in Custody (Days)



Statistical Analysis Considerations

- * Data provided from the Pretrial Information Management System.
- * Counts reflect distinct pretrial interviews within a given jurisdiction (Circuit or District Court). Time in custody is evaluated separately for District and Circuit cases.
- * A single Interview may involve more than one case, and a single defendant may have multiple interviews during a given period of time.



ADMINISTRATIVE OFFICE OF THE COURTS
Research and Statistics
Defendants in Custody Statewide May 11, 2022
Time in Custody (Days)

Jurisdiction/ Level	Class	# of Interviews	25% Percentile of Interviews	50th Percentile of Interviews	75th Percentile of Interviews	95th Percentile of Interviews
Circuit Criminal	A	741	163.0	352.0	630.0	1,470.0
	B	1,479	75.5	184.0	343.5	699.1
	C	2,331	48.0	109.0	212.0	471.0
	D	2,554	24.0	61.0	128.0	320.4
	Others	402	13.0	25.0	45.0	183.7
	Total	7,507	37.0	98.0	236.5	624.0
District Felony	A	108	25.8	68.5	405.0	1,126.2
	B	503	19.0	50.0	146.5	504.4
	C	1,219	15.0	40.0	95.0	411.1
	D	2,349	10.0	31.0	69.0	284.0
	Total	4,179	13.0	36.0	81.0	371.2
District Misdemeanor	A	1,129	7.0	19.0	56.0	225.6
	B	560	3.0	14.0	56.0	237.1
	Total	1,689	6.0	17.0	56.0	229.6
District Other	Total	149	7.0	20.0	56.0	216.0
District Violation	Total	47	1.0	6.0	16.5	108.0
Grand Total		11,876	19.0	58.0	169.0	515.0

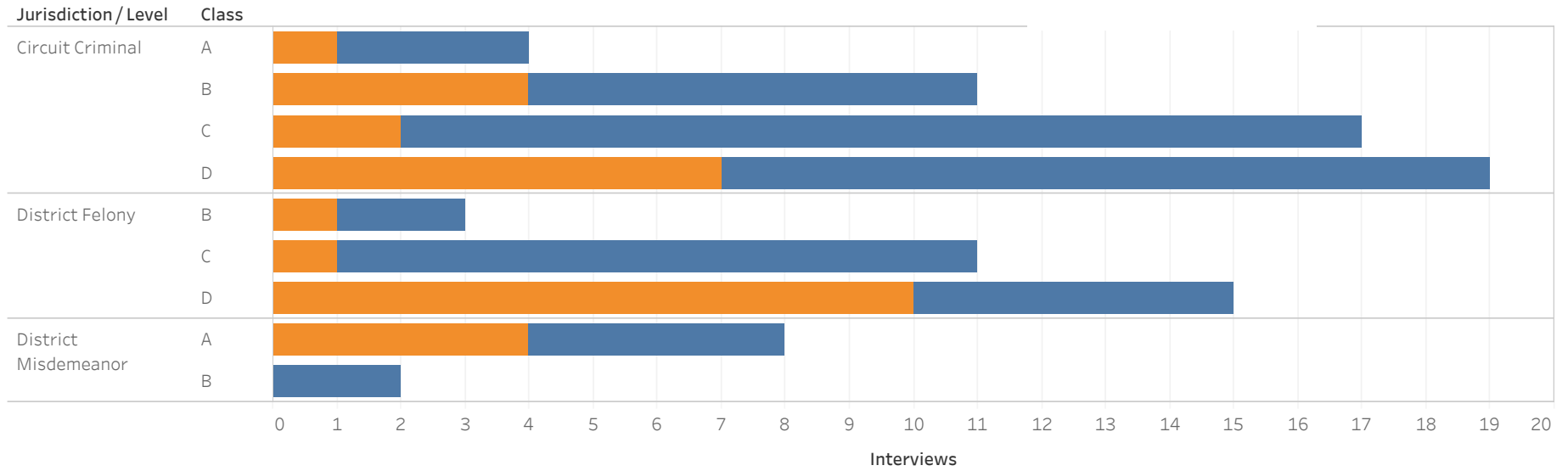
Statistical Analysis Considerations

- * Data provided from the Pretrial Information Management System.
- * Counts reflect distinct pretrial interviews within a given jurisdiction (Circuit or District Court). Time in custody is evaluated separately for District and Circuit cases.
- * A single Interview may involve more than one case, and a single defendant may have multiple interviews during a given period of time.



ADMINISTRATIVE OFFICE OF THE COURTS
Research and Statistics
Defendants in Custody May 11, 2022
ADAIR COUNTY

Current Holder
■ No Holder
■ Has Holder



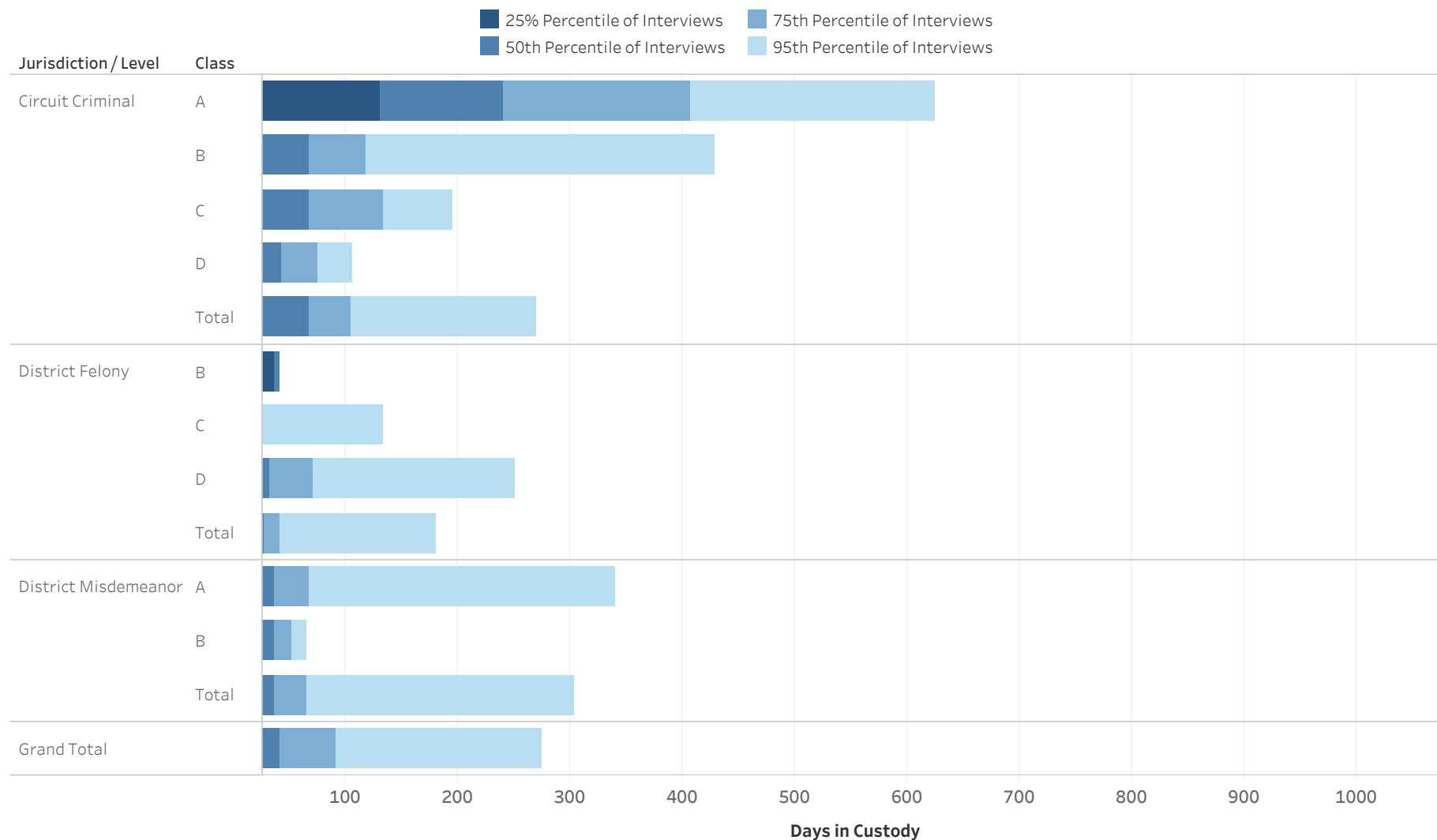
Jurisdiction/Level	Class	No Holder	State Inmate	Non-Payment Fines/ Restitution	Probation	Parole	Other	Contempt	Grand Total
Circuit Criminal	A	3	1						4
	B	7	1	1		1		1	11
	C	15	1	1					17
	D	12	4	1			1	1	19
District Felony	B	2			1				3
	C	10			1				11
	D	5	4	2	2	1	1		15
District Misdemeanor	A	4	2	1		1			8
	B	2							2
Grand Total		55	11	5	4	2	2	2	81

Statistical Analysis Considerations

- * Data provided from the Pretrial Information Management System.
- * Counts reflect distinct pretrial interviews within a given jurisdiction (Circuit or District Court). Time in custody is evaluated separately for District and Circuit cases.
- * A single Interview may involve more than one case, and a single defendant may have multiple interviews during a given period of time.



ADMINISTRATIVE OFFICE OF THE COURTS
Research and Statistics
Defendants in Custody May 11, 2022
Time in Custody (Days)
ADAIR COUNTY



Statistical Analysis Considerations

- * Data provided from the Pretrial Information Management System.
- * Counts reflect distinct pretrial interviews within a given jurisdiction (Circuit or District Court). Time in custody is evaluated separately for District and Circuit cases.
- * A single Interview may involve more than one case, and a single defendant may have multiple interviews during a given period of time.



ADMINISTRATIVE OFFICE OF THE COURTS
Research and Statistics
Defendants in Custody May 11, 2022
Time in Custody (Days)
ADAIR COUNTY

Percentile of the Time in Custody (Days)

Jurisdiction / Level	Class	# of Interviews	25% Percentile of Interviews	50th Percentile of Interviews	75th Percentile of Interviews	95th Percentile of Interviews
Circuit Criminal	A	4	130.3	240.0	406.8	624.6
	B	11	15.0	67.0	117.0	428.5
	C	17	16.0	68.0	133.0	195.2
	D	19	14.0	42.0	74.5	105.1
	Total	51	15.0	67.0	104.5	270.0
District Felony	B	3	36.5	41.0	41.0	41.0
	C	11	12.0	12.0	21.0	132.5
	D	15	18.5	32.0	71.0	250.4
	Total	29	12.0	27.0	41.0	180.2
District Misdemeanor	A	8	9.0	36.0	68.0	339.6
	B	2	20.0	36.0	52.0	64.8
	Total	10	7.0	36.0	65.3	302.9
Grand Total		81	12.3	41.0	91.0	274.6

* Data provided from the Pretrial Information Management System.

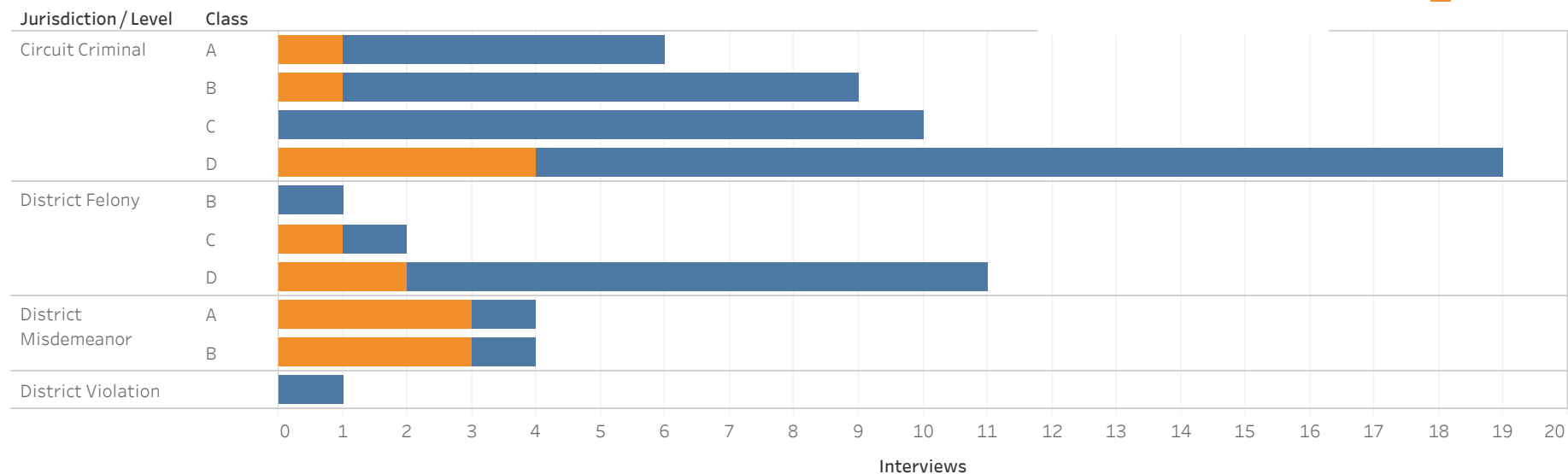
* Counts reflect distinct pretrial interviews within a given jurisdiction (Circuit or District Court). Time in custody is evaluated separately for District and Circuit cases.

* A single Interview may involve more than one case, and a single defendant may have multiple interviews during a given period of time.



**ADMINISTRATIVE OFFICE OF THE COURTS
Research and Statistics
Defendants in Custody May 11, 2022
ALLEN COUNTY**

Current Holder
■ No Holder
■ Has Holder



Jurisdiction/Level	Class	No Holder	State Inmate	Contempt	Probation	Other	Parole	Grand Total
Circuit Criminal	A	5			1			6
	B	8	1					9
	C	10						10
	D	15		1	2		1	19
District Felony	B	1						1
	C	1	1					2
	D	9		1		1		11
District Misdemeanor	A	1	1	1		1		4
	B	1	1	1		1		4
District Violation		1						1
Grand Total		45	4	4	3	3	1	60

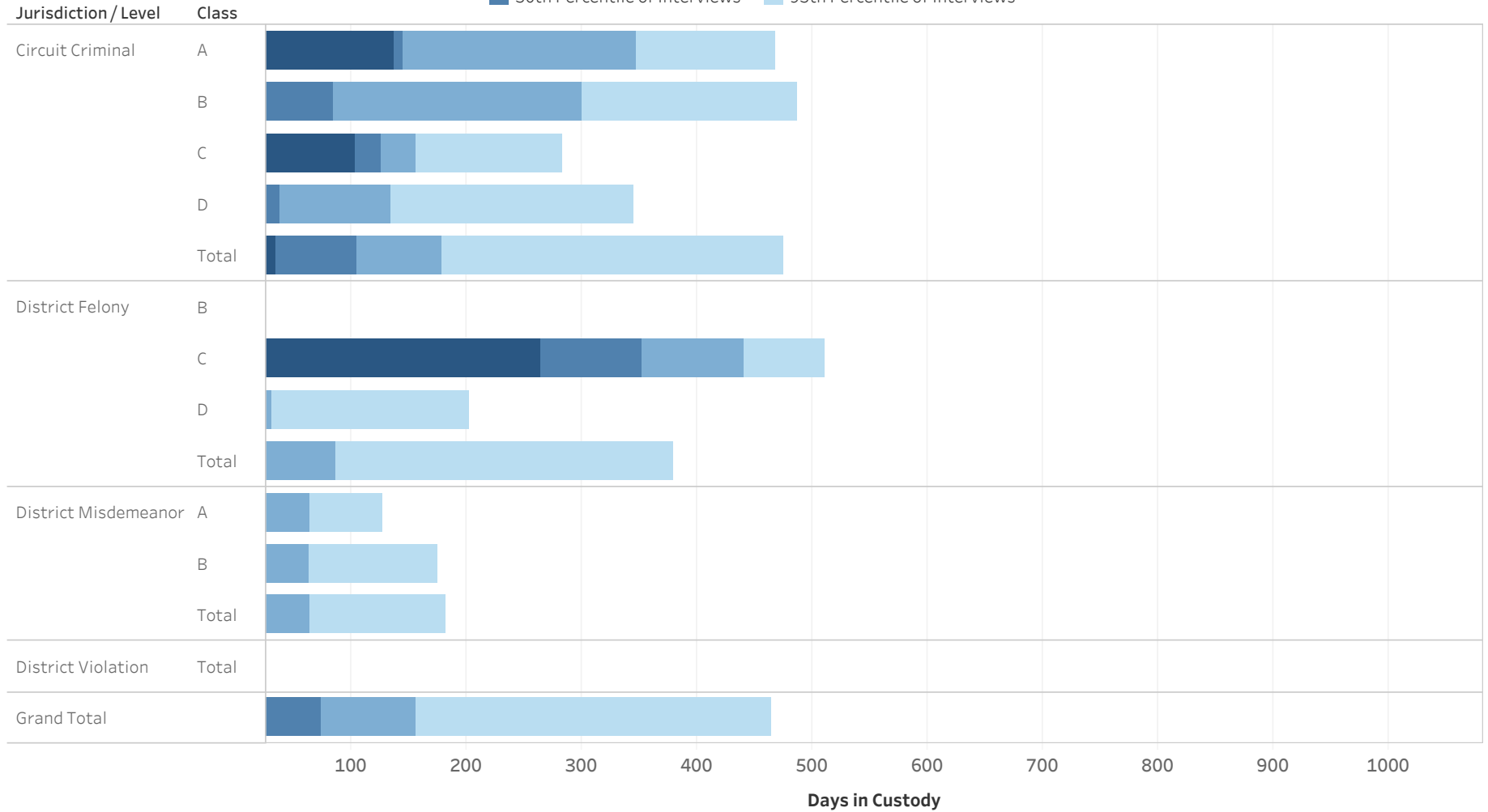
Statistical Analysis Considerations

- * Data provided from the Pretrial Information Management System.
- * Counts reflect distinct pretrial interviews within a given jurisdiction (Circuit or District Court). Time in custody is evaluated separately for District and Circuit cases.
- * A single Interview may involve more than one case, and a single defendant may have multiple interviews during a given period of time.



ADMINISTRATIVE OFFICE OF THE COURTS
Research and Statistics
Defendants in Custody May 11, 2022
Time in Custody (Days)
ALLEN COUNTY

■ 25th Percentile of Interviews ■ 75th Percentile of Interviews
■ 50th Percentile of Interviews ■ 95th Percentile of Interviews



Statistical Analysis Considerations

- * Data provided from the Pretrial Information Management System.
- * Counts reflect distinct pretrial interviews within a given jurisdiction (Circuit or District Court). Time in custody is evaluated separately for District and Circuit cases.
- * A single Interview may involve more than one case, and a single defendant may have multiple interviews during a given period of time.



**ADMINISTRATIVE OFFICE OF THE COURTS
 Research and Statistics
 Defendants in Custody May 11, 2022
 Time in Custody (Days)
 ALLEN COUNTY**

Percentile of the Time in Custody (Days)

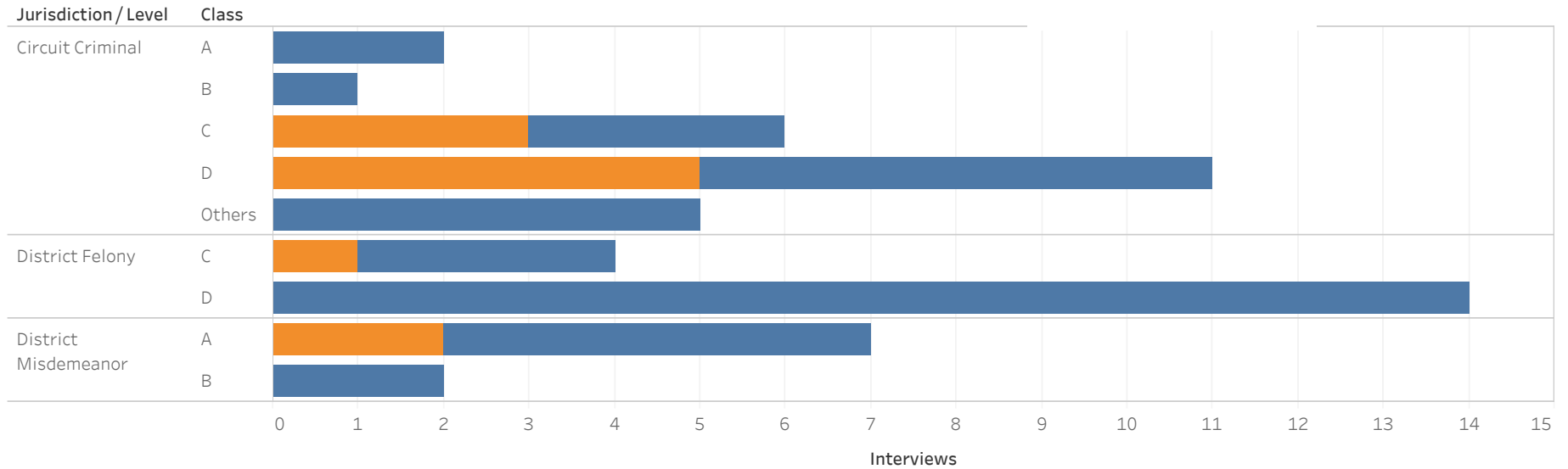
Jurisdiction/ Level	Class	# of Interviews	25% Percentile of Interviews	50th Percentile of Interviews	75th Percentile of Interviews	95th Percentile of Interviews
Circuit Criminal	A	6	136.5	144.5	346.8	467.0
	B	9	11.0	84.0	300.0	486.8
	C	10	103.5	126.0	155.5	283.1
	D	19	21.5	38.0	134.5	345.0
	Total	44	34.3	104.0	178.0	474.2
District Felony	B	1	9.0	9.0	9.0	9.0
	C	2	264.0	352.0	440.0	510.4
	D	11	6.0	10.0	31.0	201.5
	Total	14	8.0	13.0	86.0	379.8
District Misdemeanor	A	4	12.8	25.5	63.5	127.1
	B	4	8.3	12.5	62.5	174.1
	Total	8	9.0	15.0	63.5	181.4
District Violation	Total	1	16.0	16.0	16.0	16.0
Grand Total		60	14.5	73.0	155.0	463.4

* Data provided from the Pretrial Information Management System.
 * Counts reflect distinct pretrial interviews within a given jurisdiction (Circuit or District Court). Time in custody is evaluated separately for District and Circuit cases.
 * A single Interview may involve more than one case, and a single defendant may have multiple interviews during a given period of time.



**ADMINISTRATIVE OFFICE OF THE COURTS
Research and Statistics
Defendants in Custody May 11, 2022
BALLARD COUNTY**

Current Holder
■ No Holder
■ Has Holder



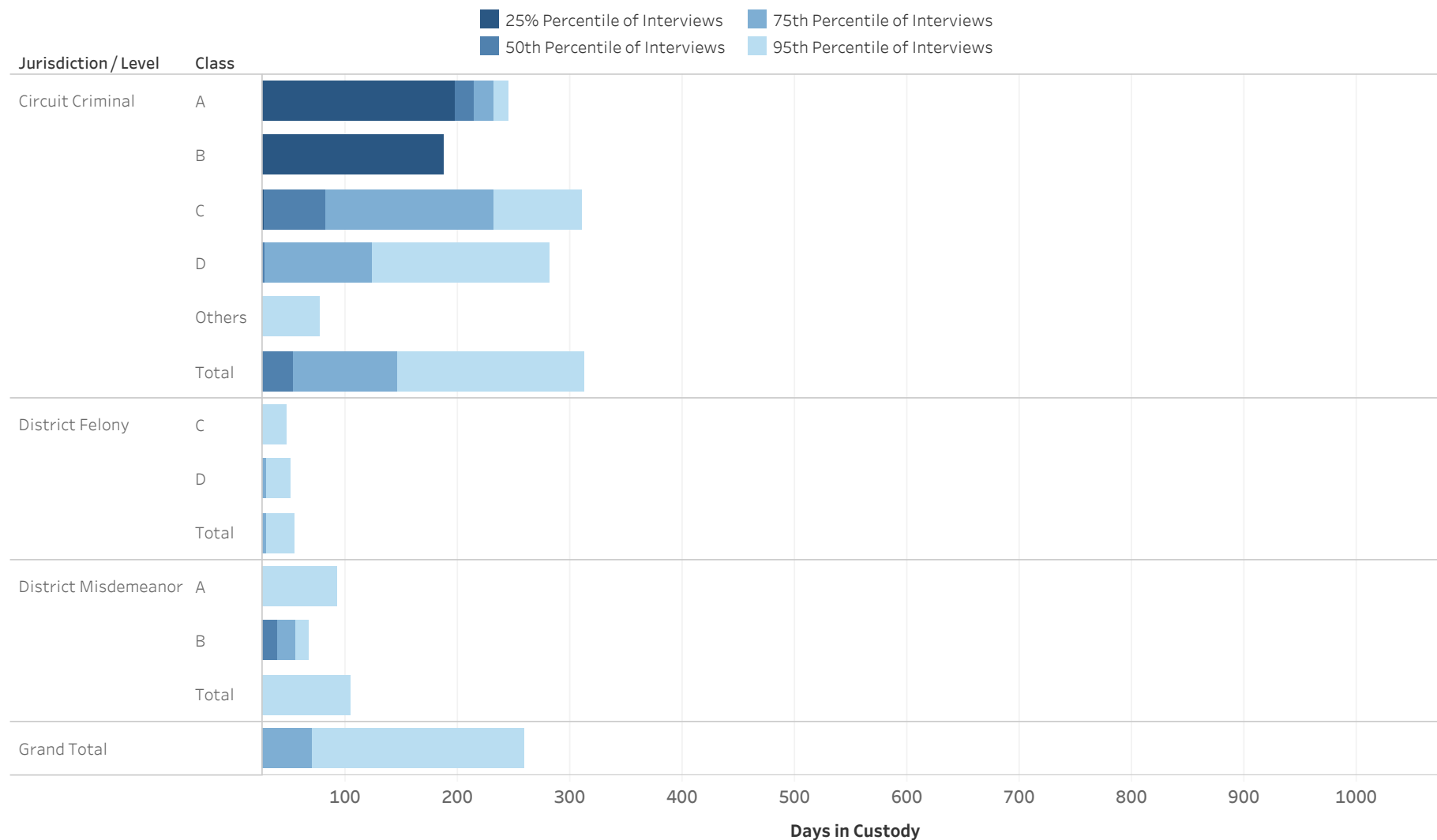
Jurisdiction/Level	Class	No Holder	Non-Payment Fines / Restitution	State Inmate	Probation	Parole	Grand Total
Circuit Criminal	A	2					2
	B	1					1
	C	3	2	1			6
	D	6	2	1	1	1	11
	Others	5					5
District Felony	C	3	1				4
	D	14					14
District Misdemeanor	A	5	1	1			7
	B	2					2
Grand Total		36	4	3	1	1	45

Statistical Analysis Considerations

- * Data provided from the Pretrial Information Management System.
- * Counts reflect distinct pretrial interviews within a given jurisdiction (Circuit or District Court). Time in custody is evaluated separately for District and Circuit cases.
- * A single Interview may involve more than one case, and a single defendant may have multiple interviews during a given period of time.



ADMINISTRATIVE OFFICE OF THE COURTS
Research and Statistics
Defendants in Custody May 11, 2022
Time in Custody (Days)
BALLARD COUNTY



Statistical Analysis Considerations

- * Data provided from the Pretrial Information Management System.
- * Counts reflect distinct pretrial interviews within a given jurisdiction (Circuit or District Court). Time in custody is evaluated separately for District and Circuit cases.
- * A single Interview may involve more than one case, and a single defendant may have multiple interviews during a given period of time.



ADMINISTRATIVE OFFICE OF THE COURTS
Research and Statistics
Defendants in Custody May 11, 2022
Time in Custody (Days)
BALLARD COUNTY

Percentile of the Time in Custody (Days)

Jurisdiction / Level	Class	# of Interviews	25% Percentile of Interviews	50th Percentile of Interviews	75th Percentile of Interviews	95th Percentile of Interviews
Circuit Criminal	A	2	197.8	214.5	231.3	244.7
	B	1	188.0	188.0	188.0	188.0
	C	6	26.8	82.0	231.8	310.3
	D	11	15.0	28.0	123.5	281.5
	Others	5	13.0	16.0	20.0	77.6
	Total		25	16.0	53.0	146.0
District Felony	C	4	2.5	9.5	25.3	47.5
	D	14	6.3	18.5	29.8	50.7
	Total	18	6.0	17.0	29.8	54.8
District Misdemeanor	A	7	7.5	8.0	13.5	93.1
	B	2	23.8	39.5	55.3	67.9
	Total	9	8.0	8.0	14.0	104.6
Grand Total		45	8.0	18.0	69.5	258.8

* Data provided from the Pretrial Information Management System.

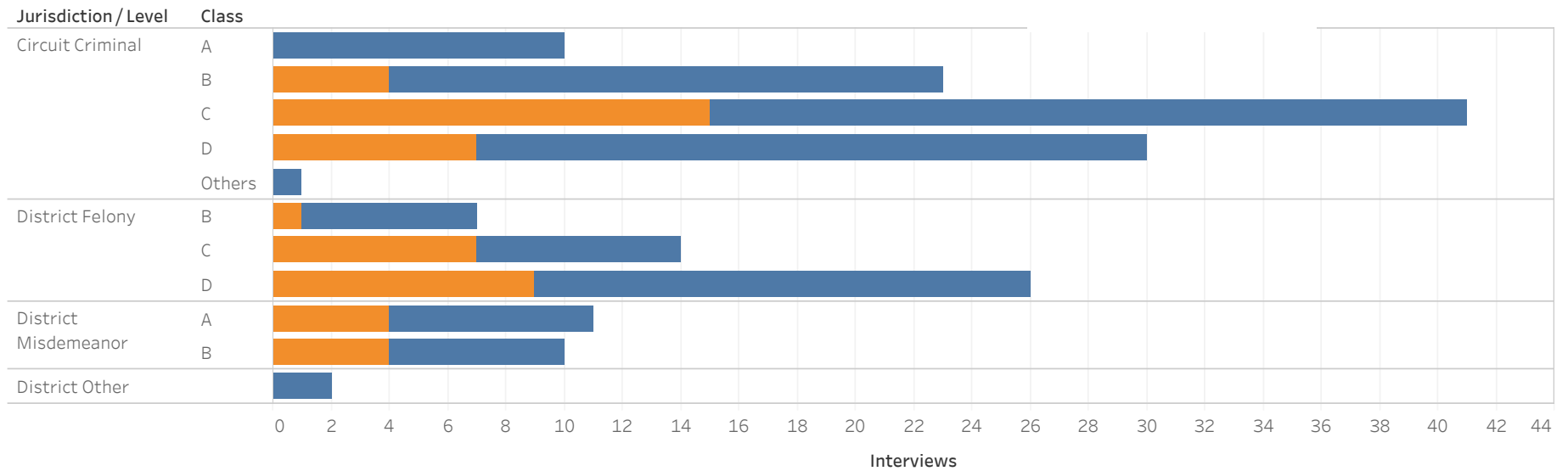
* Counts reflect distinct pretrial interviews within a given jurisdiction (Circuit or District Court). Time in custody is evaluated separately for District and Circuit cases.

* A single Interview may involve more than one case, and a single defendant may have multiple interviews during a given period of time.



**ADMINISTRATIVE OFFICE OF THE COURTS
Research and Statistics
Defendants in Custody May 11, 2022
BARREN COUNTY**

Current Holder
■ No Holder
■ Has Holder



Jurisdiction / Level	Class	No Holder	Probation	Parole	State Inmate	Non-Payment Fines / Restitution	Contempt	Other	Grand Total
Circuit Criminal	A	10							10
	B	19	3		1				23
	C	26	7	3	3	1	1		41
	D	23	5				2		30
	Others	1							1
District Felony	B	6	1						7
	C	7	3	2		2			14
	D	17	5	1	1	1		1	26
District Misdemeanor	A	7	2	2					11
	B	6	1			1	2		10
District Other		2							2
Grand Total		111	25	7	5	5	4	1	158

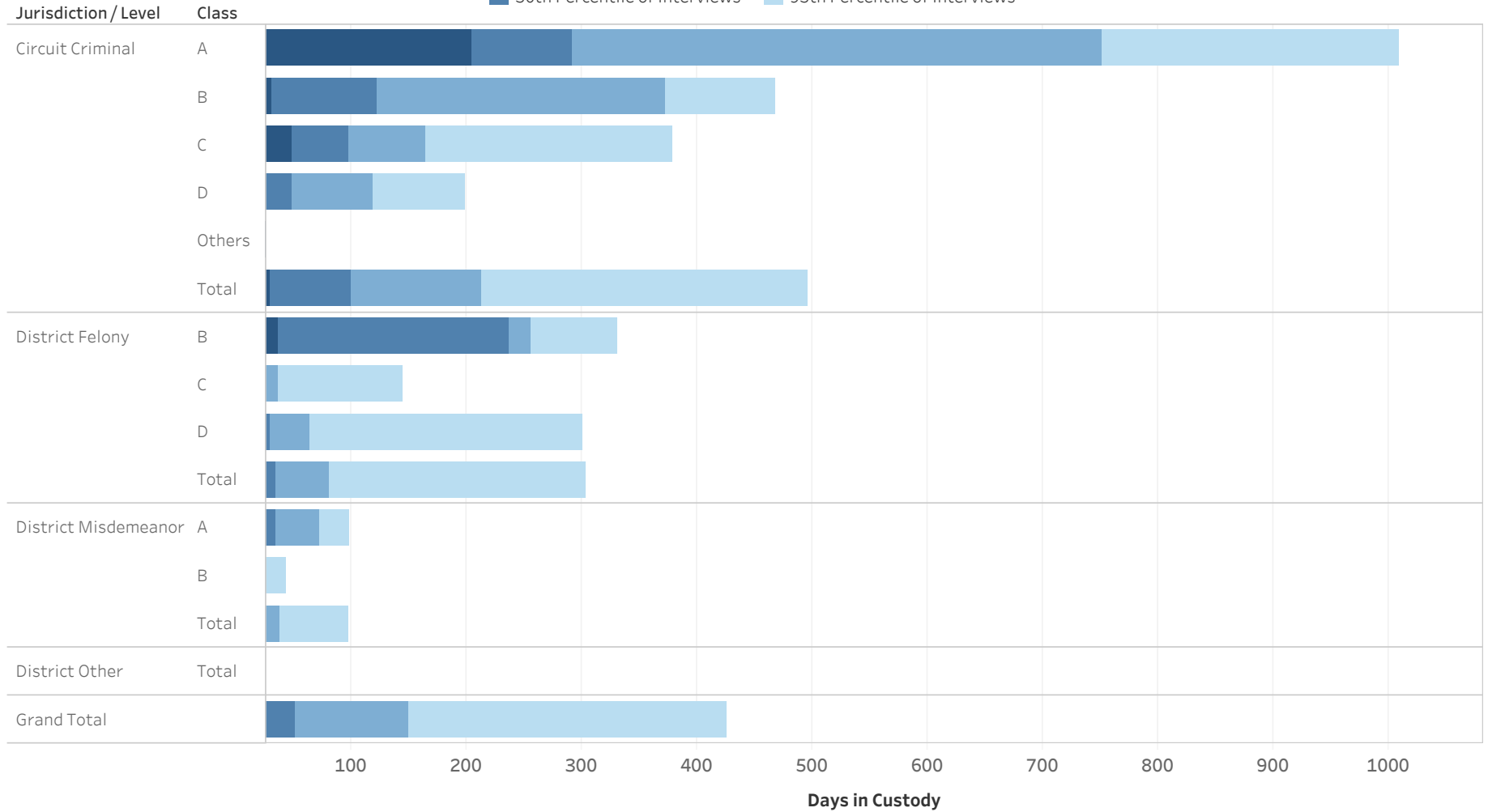
Statistical Analysis Considerations

- * Data provided from the Pretrial Information Management System.
- * Counts reflect distinct pretrial interviews within a given jurisdiction (Circuit or District Court). Time in custody is evaluated separately for District and Circuit cases.
- * A single Interview may involve more than one case, and a single defendant may have multiple interviews during a given period of time.



ADMINISTRATIVE OFFICE OF THE COURTS
Research and Statistics
Defendants in Custody May 11, 2022
Time in Custody (Days)
BARREN COUNTY

■ 25th Percentile of Interviews ■ 75th Percentile of Interviews
■ 50th Percentile of Interviews ■ 95th Percentile of Interviews



Statistical Analysis Considerations

- * Data provided from the Pretrial Information Management System.
- * Counts reflect distinct pretrial interviews within a given jurisdiction (Circuit or District Court). Time in custody is evaluated separately for District and Circuit cases.
- * A single Interview may involve more than one case, and a single defendant may have multiple interviews during a given period of time.



ADMINISTRATIVE OFFICE OF THE COURTS
Research and Statistics
Defendants in Custody May 11, 2022
Time in Custody (Days)
BARREN COUNTY

Percentile of the Time in Custody (Days)

Jurisdiction / Level	Class	# of Interviews	25% Percentile of Interviews	50th Percentile of Interviews	75th Percentile of Interviews	95th Percentile of Interviews
Circuit Criminal	A	10	205	292	750	1,008
	B	23	31	122	372	467
	C	41	49	97	164	378
	D	30	16	49	119	199
	Others	1	26	26	26	26
	Total		105	30	100	213
District Felony	B	7	36	237	256	331
	C	14	12	22	37	145
	D	26	11	30	64	300
	Total	47	12	34	81	303
District Misdemeanor	A	11	13	34	72	99
	B	10	2	9	18	44
	Total	21	4	14	38	97
District Other	Total	2	16	17	19	20
Grand Total		158	15	51	150	426

* Data provided from the Pretrial Information Management System.

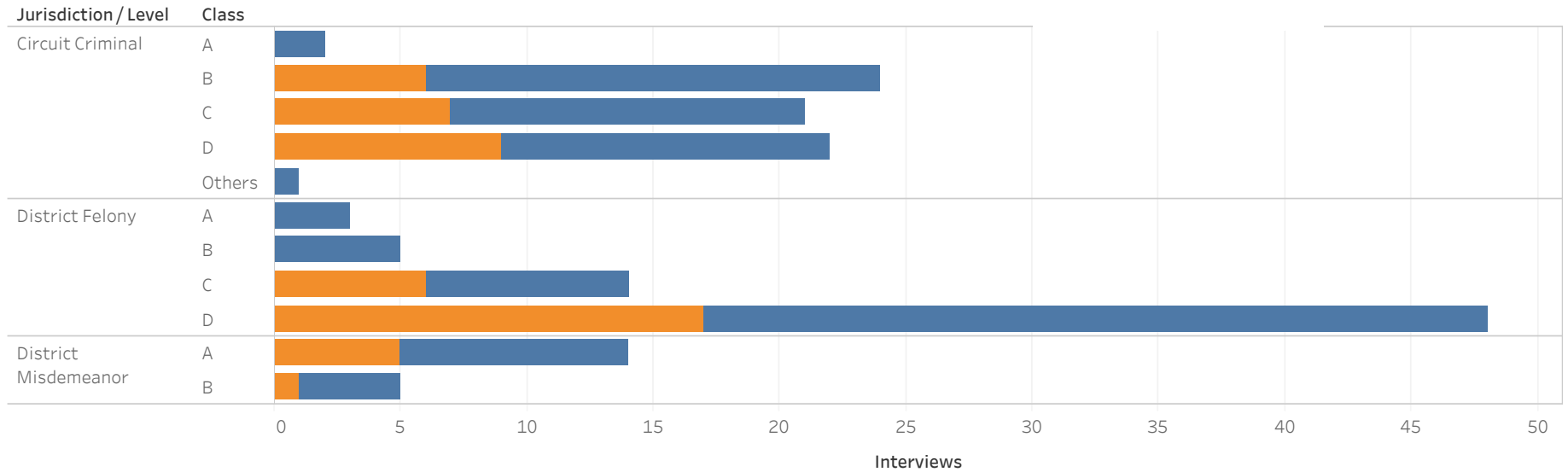
* Counts reflect distinct pretrial interviews within a given jurisdiction (Circuit or District Court). Time in custody is evaluated separately for District and Circuit cases.

* A single Interview may involve more than one case, and a single defendant may have multiple interviews during a given period of time.



**ADMINISTRATIVE OFFICE OF THE COURTS
Research and Statistics
Defendants in Custody May 11, 2022
LOGAN COUNTY**

Current Holder
■ No Holder
■ Has Holder



Jurisdiction/Level	Class	No Holder	Probation	State Inmate	Non-Payment Fines/ Restitution	Other	Parole	Contempt	Grand Total
Circuit Criminal	A	2							2
	B	18	2	1	1	2			24
	C	14	4	1		1	1		21
	D	13	1			4	1	2	22
	Others	1							1
District Felony	A	3							3
	B	5							5
	C	8	1		2	2		1	14
	D	31	3	8	4	2			48
District Misdemeanor	A	9	2	1		1	1		14
	B	4	1						5
Grand Total		99	12	10	10	8	4	1	144

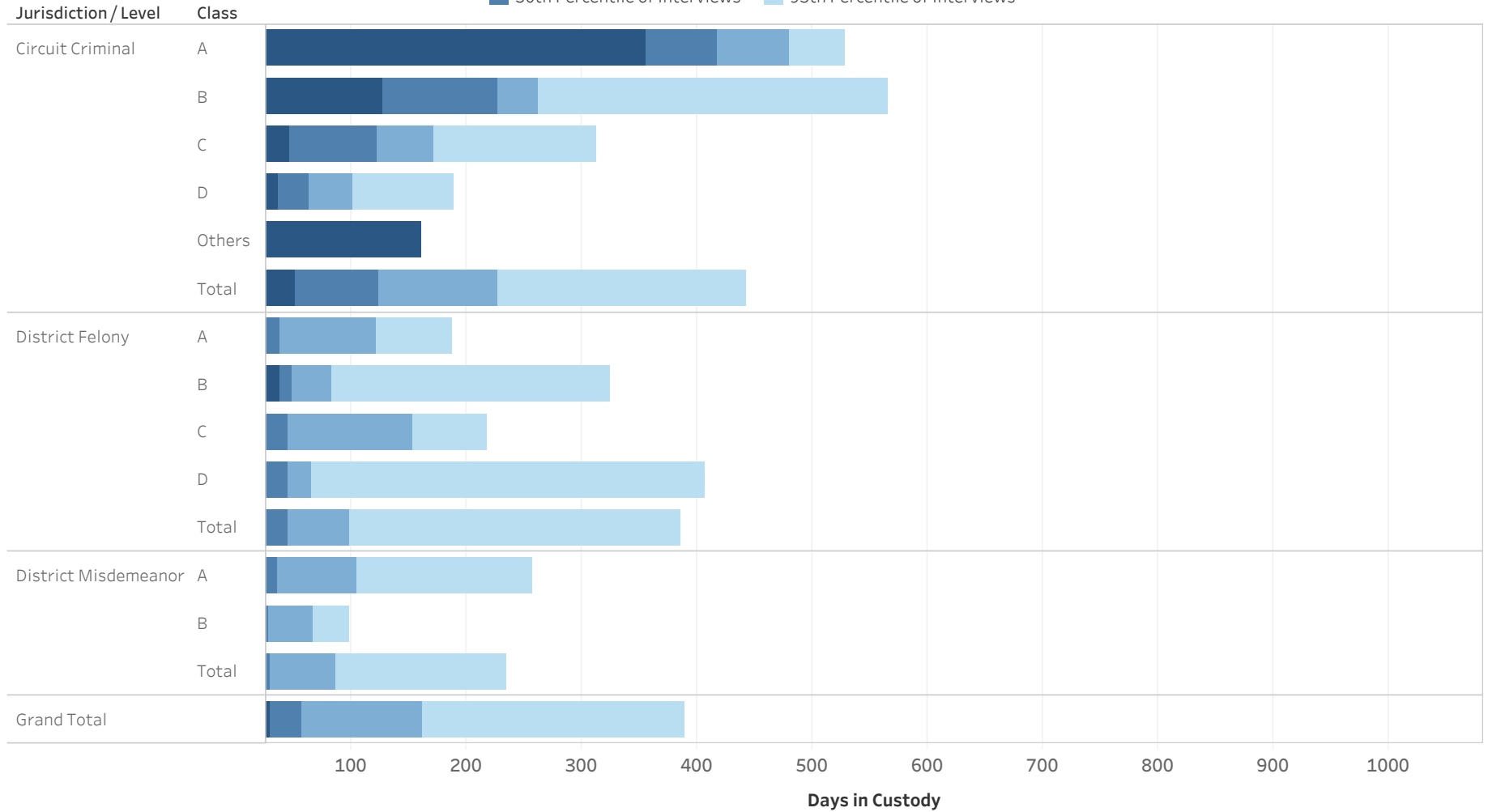
Statistical Analysis Considerations

- * Data provided from the Pretrial Information Management System.
- * Counts reflect distinct pretrial interviews within a given jurisdiction (Circuit or District Court). Time in custody is evaluated separately for District and Circuit cases.
- * A single Interview may involve more than one case, and a single defendant may have multiple interviews during a given period of time.



ADMINISTRATIVE OFFICE OF THE COURTS
Research and Statistics
Defendants in Custody May 11, 2022
Time in Custody (Days)
LOGAN COUNTY

■ 25th Percentile of Interviews ■ 75th Percentile of Interviews
■ 50th Percentile of Interviews ■ 95th Percentile of Interviews



Statistical Analysis Considerations

- * Data provided from the Pretrial Information Management System.
- * Counts reflect distinct pretrial interviews within a given jurisdiction (Circuit or District Court). Time in custody is evaluated separately for District and Circuit cases.
- * A single Interview may involve more than one case, and a single defendant may have multiple interviews during a given period of time.



ADMINISTRATIVE OFFICE OF THE COURTS
Research and Statistics
Defendants in Custody May 11, 2022
Time in Custody (Days)
LOGAN COUNTY

Percentile of the Time in Custody (Days)

Jurisdiction / Level	Class	# of Interviews	25% Percentile of Interviews	50th Percentile of Interviews	75th Percentile of Interviews	95th Percentile of Interviews
Circuit Criminal	A	2	355.0	417.0	479.0	528.6
	B	24	127.3	227.0	261.3	565.1
	C	21	46.0	122.0	171.0	313.0
	D	22	36.3	63.0	101.0	189.4
	Others	1	160.0	160.0	160.0	160.0
	Total		70	51.3	123.5	227.0
District Felony	A	3	22.0	38.0	121.5	188.3
	B	5	38.0	49.0	83.0	324.6
	C	14	17.5	44.5	153.8	217.3
	D	48	15.0	45.0	65.5	406.5
	Total		70	15.3	45.0	98.8
District Misdemeanor	A	14	11.0	35.0	104.3	256.5
	B	5	7.0	28.0	66.0	98.0
	Total		19	8.5	29.0	86.0
Grand Total		144	29.0	57.0	162.0	388.3

* Data provided from the Pretrial Information Management System.

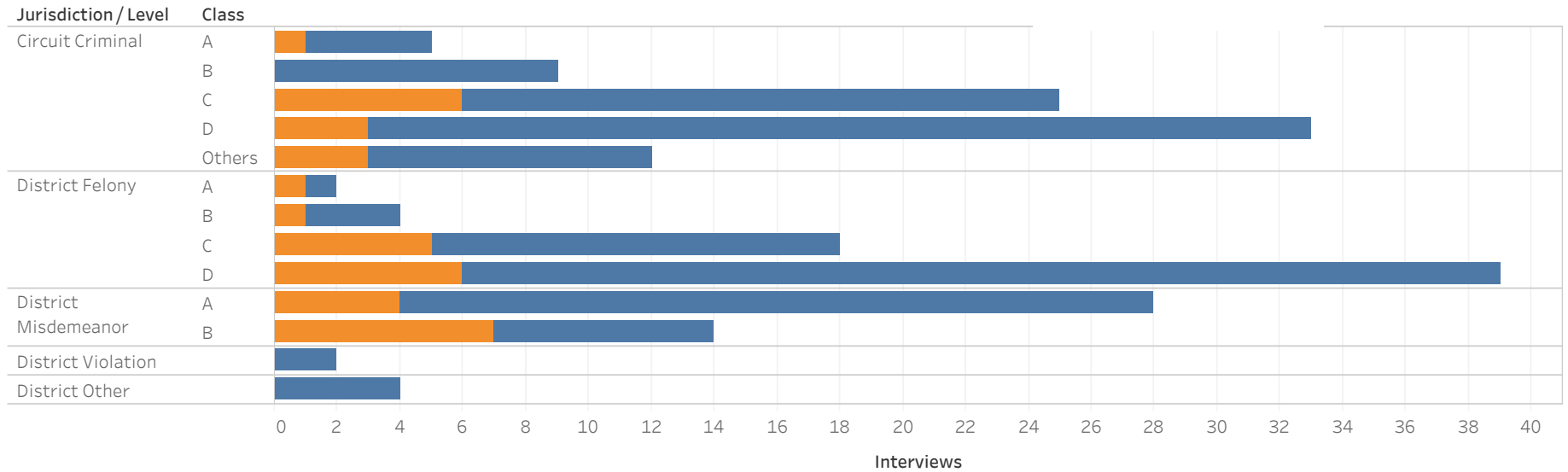
* Counts reflect distinct pretrial interviews within a given jurisdiction (Circuit or District Court). Time in custody is evaluated separately for District and Circuit cases.

* A single Interview may involve more than one case, and a single defendant may have multiple interviews during a given period of time.



**ADMINISTRATIVE OFFICE OF THE COURTS
Research and Statistics
Defendants in Custody May 11, 2022
MASON COUNTY**

Current Holder
■ No Holder
■ Has Holder



Jurisdiction/Level	Class	No Holder	Non-Payment Fines/Restitution	Probation	Parole	State Inmate	Other	Contempt	Grand Total
Circuit Criminal	A	4	1						5
	B	9							9
	C	19	1	1	1	2		1	25
	D	30	1	2					33
	Others	9	3						12
District Felony	A	1	1						2
	B	3					1		4
	C	13	1	2	1	1			18
	D	33	1	1	2	1	1		39
	Others	0	0	0	0	0	0	0	0
District Misdemeanor	A	24	3					1	28
	B	7	3		2	1	1		14
District Other		4							4
District Violation		2							2
Grand Total		137	12	5	5	4	3	1	167

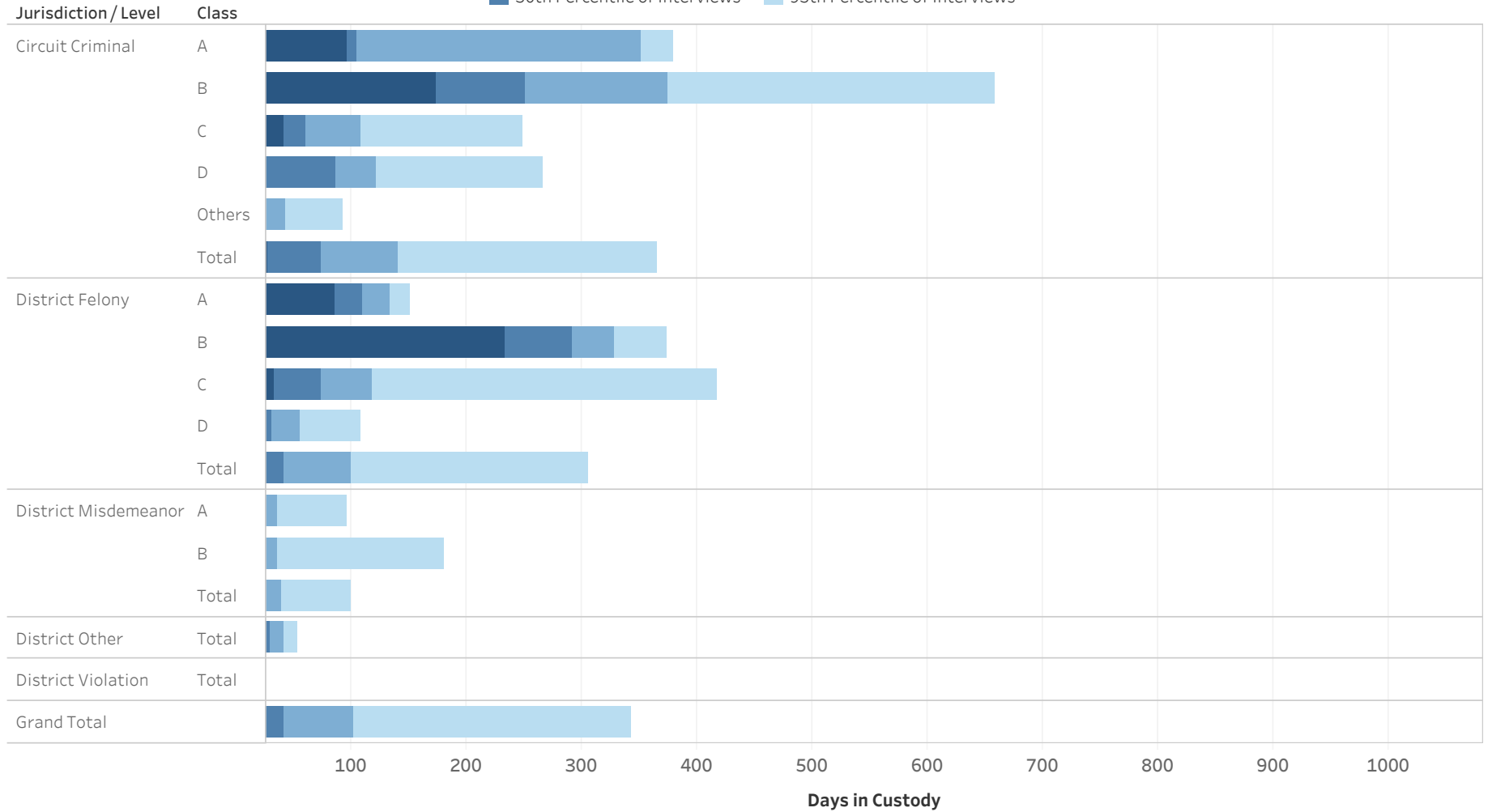
Statistical Analysis Considerations

- * Data provided from the Pretrial Information Management System.
- * Counts reflect distinct pretrial interviews within a given jurisdiction (Circuit or District Court). Time in custody is evaluated separately for District and Circuit cases.
- * A single Interview may involve more than one case, and a single defendant may have multiple interviews during a given period of time.



ADMINISTRATIVE OFFICE OF THE COURTS
Research and Statistics
Defendants in Custody May 11, 2022
Time in Custody (Days)
MASON COUNTY

■ 25th Percentile of Interviews ■ 75th Percentile of Interviews
■ 50th Percentile of Interviews ■ 95th Percentile of Interviews



Statistical Analysis Considerations

- * Data provided from the Pretrial Information Management System.
- * Counts reflect distinct pretrial interviews within a given jurisdiction (Circuit or District Court). Time in custody is evaluated separately for District and Circuit cases.
- * A single Interview may involve more than one case, and a single defendant may have multiple interviews during a given period of time.



ADMINISTRATIVE OFFICE OF THE COURTS
Research and Statistics
Defendants in Custody May 11, 2022
Time in Custody (Days)
MASON COUNTY

Percentile of the Time in Custody (Days)

Jurisdiction / Level	Class	# of Interviews	25% Percentile of Interviews	50th Percentile of Interviews	75th Percentile of Interviews	95th Percentile of Interviews
Circuit Criminal	A	5	96.0	105.0	351.0	379.8
	B	9	173.0	251.0	374.0	658.0
	C	25	41.0	60.0	108.0	248.0
	D	33	20.0	87.0	121.0	266.2
	Others	12	18.5	23.0	42.8	92.9
	Total	84	27.3	73.5	140.0	364.6
District Felony	A	2	85.5	109.0	132.5	151.3
	B	4	233.5	291.5	328.0	373.6
	C	18	33.5	74.0	117.0	417.7
	D	39	20.0	31.0	56.0	108.4
	Total	63	21.5	41.0	100.0	305.5
District Misdemeanor	A	28	7.0	16.5	35.0	95.8
	B	14	10.3	13.0	35.8	181.2
	Total	42	7.3	15.0	39.0	99.7
District Other	Total	4	16.8	29.0	41.8	53.2
District Violation	Total	2	15.0	17.0	19.0	20.6
Grand Total		167	18.0	41.0	102.0	342.3

* Data provided from the Pretrial Information Management System.

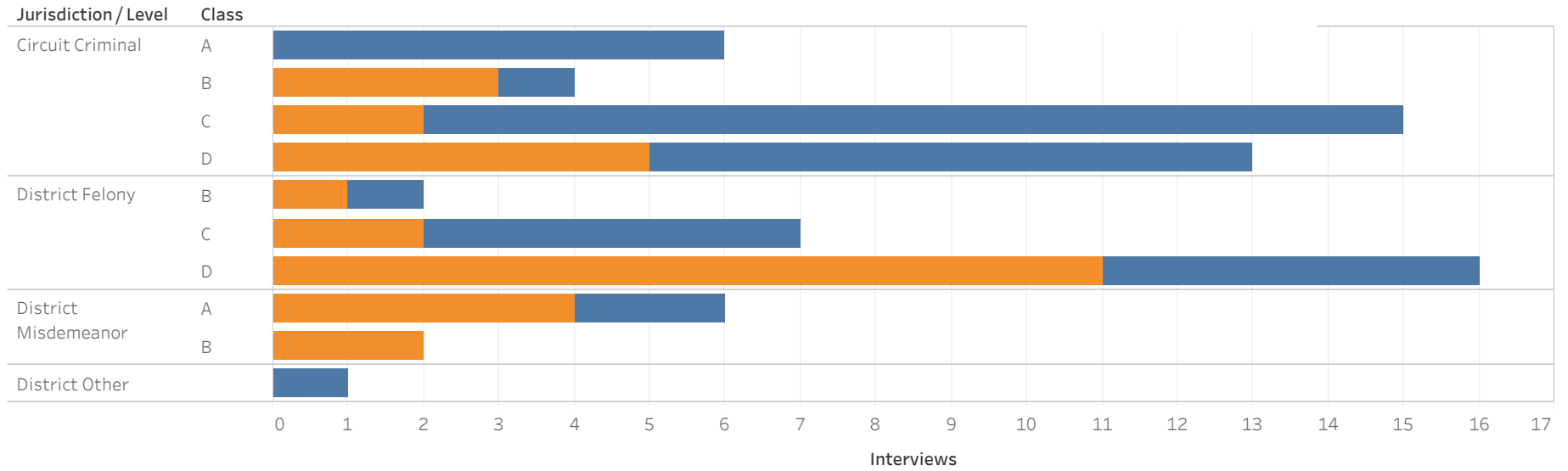
* Counts reflect distinct pretrial interviews within a given jurisdiction (Circuit or District Court). Time in custody is evaluated separately for District and Circuit cases.

* A single Interview may involve more than one case, and a single defendant may have multiple interviews during a given period of time.



**ADMINISTRATIVE OFFICE OF THE COURTS
Research and Statistics
Defendants in Custody May 11, 2022
NELSON COUNTY**

Current Holder
■ No Holder
■ Has Holder



Jurisdiction/Level	Class	No Holder	Probation	Non-Payment Fines / Restitution	Other	Contempt	Parole	Grand Total
Circuit Criminal	A	6						6
	B	1	1		2			4
	C	13		1	1			15
	D	8	1	2		1	1	13
District Felony	B	1	1					2
	C	5	1		1			7
	D	5	6	2	1		2	16
District Misdemeanor	A	2	1	2		1		6
	B					2		2
District Other		1						1
Grand Total		36	11	5	4	3	2	61

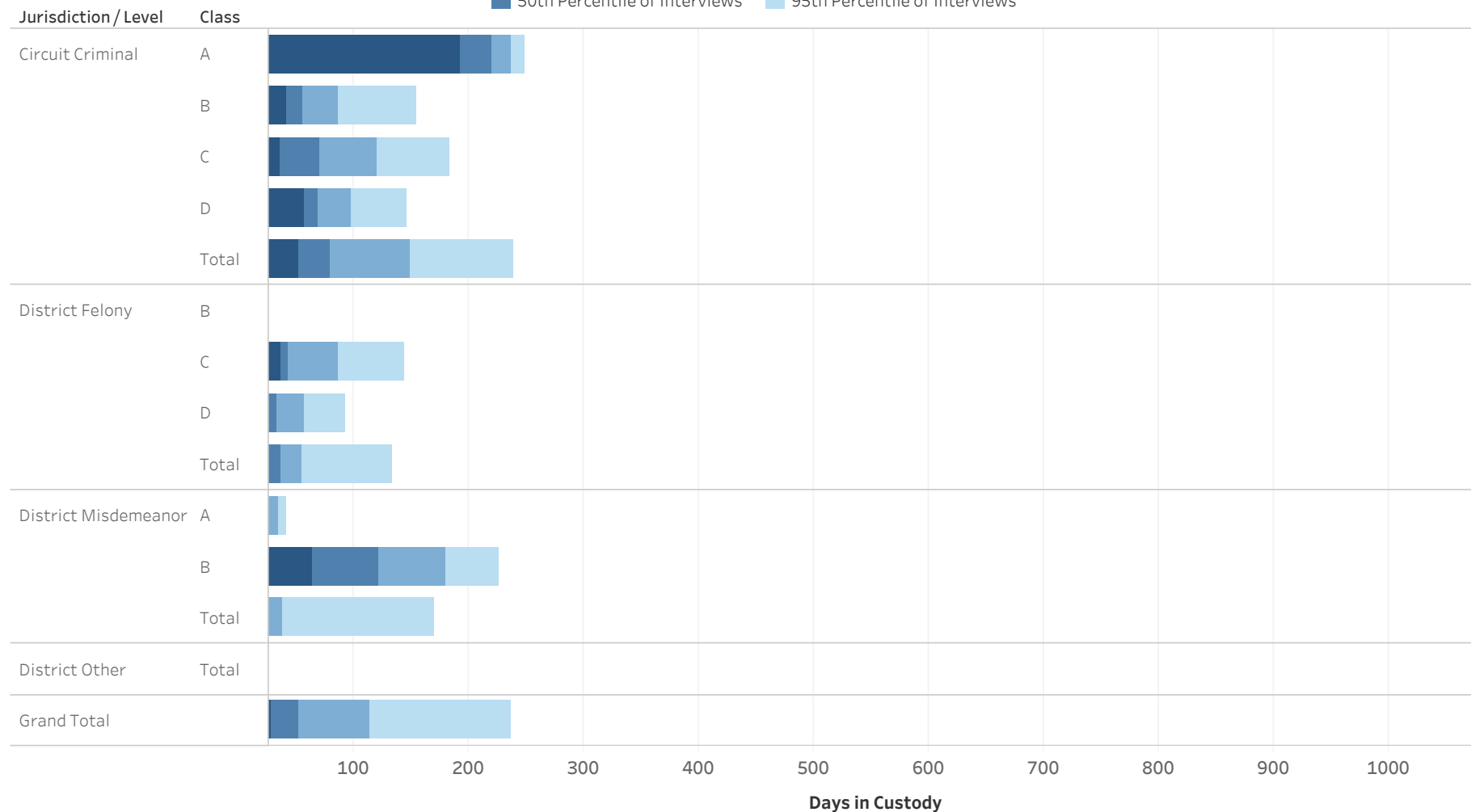
Statistical Analysis Considerations

- * Data provided from the Pretrial Information Management System.
- * Counts reflect distinct pretrial interviews within a given jurisdiction (Circuit or District Court). Time in custody is evaluated separately for District and Circuit cases.
- * A single Interview may involve more than one case, and a single defendant may have multiple interviews during a given period of time.



ADMINISTRATIVE OFFICE OF THE COURTS
Research and Statistics
Defendants in Custody May 11, 2022
Time in Custody (Days)
NELSON COUNTY

■ 25th Percentile of Interviews ■ 75th Percentile of Interviews
■ 50th Percentile of Interviews ■ 95th Percentile of Interviews



Statistical Analysis Considerations

- * Data provided from the Pretrial Information Management System.
- * Counts reflect distinct pretrial interviews within a given jurisdiction (Circuit or District Court). Time in custody is evaluated separately for District and Circuit cases.
- * A single Interview may involve more than one case, and a single defendant may have multiple interviews during a given period of time.



ADMINISTRATIVE OFFICE OF THE COURTS
Research and Statistics
Defendants in Custody May 11, 2022
Time in Custody (Days)
NELSON COUNTY

Percentile of the Time in Custody (Days)

Jurisdiction / Level	Class	# of Interviews	25% Percentile of Interviews	50th Percentile of Interviews	75th Percentile of Interviews	95th Percentile of Interviews
Circuit Criminal	A	6	193.0	219.5	237.0	248.3
	B	4	41.3	55.5	86.3	154.1
	C	15	35.0	70.0	119.5	183.3
	D	13	57.0	69.0	97.0	145.8
	Total	38	52.3	80.0	148.3	239.3
District Felony	B	2	10.3	11.5	12.8	13.8
	C	7	37.0	43.0	86.5	143.1
	D	16	7.0	32.5	56.8	93.0
	Total	25	13.0	36.0	55.0	133.4
District Misdemeanor	A	6	9.8	23.0	34.0	41.8
	B	2	63.8	121.5	179.3	225.5
	Total	8	7.5	23.0	37.3	169.5
District Other	Total	1	2.0	2.0	2.0	2.0
Grand Total		61	27.8	52.5	113.8	237.0

* Data provided from the Pretrial Information Management System.

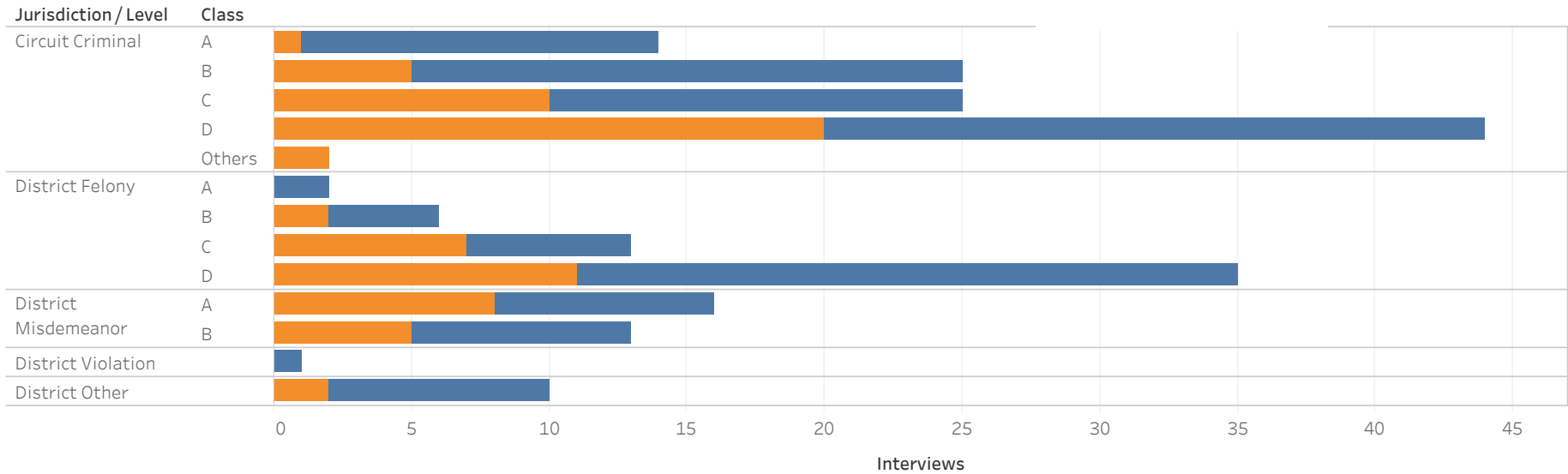
* Counts reflect distinct pretrial interviews within a given jurisdiction (Circuit or District Court). Time in custody is evaluated separately for District and Circuit cases.

* A single Interview may involve more than one case, and a single defendant may have multiple interviews during a given period of time.



**ADMINISTRATIVE OFFICE OF THE COURTS
Research and Statistics
Defendants in Custody May 11, 2022
PULASKI COUNTY**

Current Holder
■ No Holder
■ Has Holder



Jurisdiction/Level	Class	No Holder	Non-Payment Fines / Restitution	Probation	State Inmate	Parole	Contempt	Other	Federal Inmate	Grand Total
Circuit Criminal	A	13			1					14
	B	20	1	1	1		1	1		25
	C	15	3	4	2	1				25
	D	24	8	4	3	1	3		1	44
	Others				1				1	2
District Felony	A	2								2
	B	4	1					1		6
	C	6	2	3	1		1			13
	D	24	3	4	1	1	1	1		35
District Misdemeanor	A	8	3	3	1	1				16
	B	8	2	1		2				13
District Other		8	1	1						10
District Violation		1								1
Grand Total		117	23	20	9	5	4	2	2	182

Statistical Analysis Considerations

* Data provided from the Pretrial Information Management System.

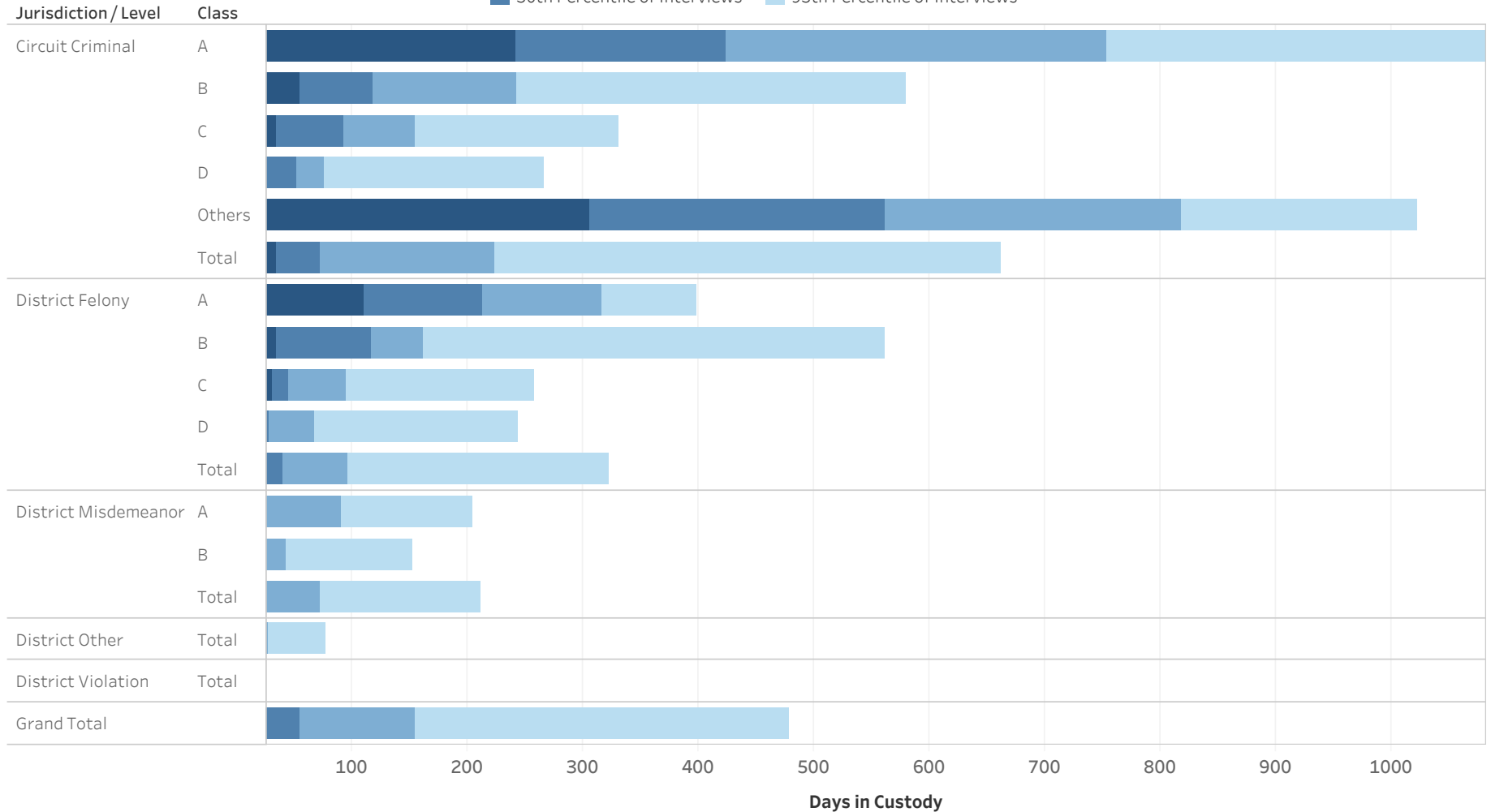
* Counts reflect distinct pretrial interviews within a given jurisdiction (Circuit or District Court). Time in custody is evaluated separately for District and Circuit cases.

* A single Interview may involve more than one case, and a single defendant may have multiple interviews during a given period of time.



ADMINISTRATIVE OFFICE OF THE COURTS
Research and Statistics
Defendants in Custody May 11, 2022
Time in Custody (Days)
PULASKI COUNTY

■ 25th Percentile of Interviews ■ 75th Percentile of Interviews
■ 50th Percentile of Interviews ■ 95th Percentile of Interviews



Statistical Analysis Considerations

- * Data provided from the Pretrial Information Management System.
- * Counts reflect distinct pretrial interviews within a given jurisdiction (Circuit or District Court). Time in custody is evaluated separately for District and Circuit cases.
- * A single Interview may involve more than one case, and a single defendant may have multiple interviews during a given period of time.



ADMINISTRATIVE OFFICE OF THE COURTS
Research and Statistics
Defendants in Custody May 11, 2022
Time in Custody (Days)
PULASKI COUNTY

Percentile of the Time in Custody (Days)

Jurisdiction / Level	Class	# of Interviews	25% Percentile of Interviews	50th Percentile of Interviews	75th Percentile of Interviews	95th Percentile of Interviews
Circuit Criminal	A	14	241	423	753	1,135
	B	25	55	117	242	579
	C	25	34	93	154	330
	D	44	18	53	76	266
	Others	2	306	562	817	1,022
	Total	110	34	72	223	661
District Felony	A	2	110	213	316	398
	B	6	34	117	162	562
	C	13	31	45	95	258
	D	35	9	28	68	243
	Total	56	17	41	96	323
District Misdemeanor	A	16	10	19	91	205
	B	13	2	12	42	152
	Total	29	8	16	72	211
District Other	Total	10	5	11	28	77
District Violation	Total	1	7	7	7	7
Grand Total		182	17	55	154	479

* Data provided from the Pretrial Information Management System.

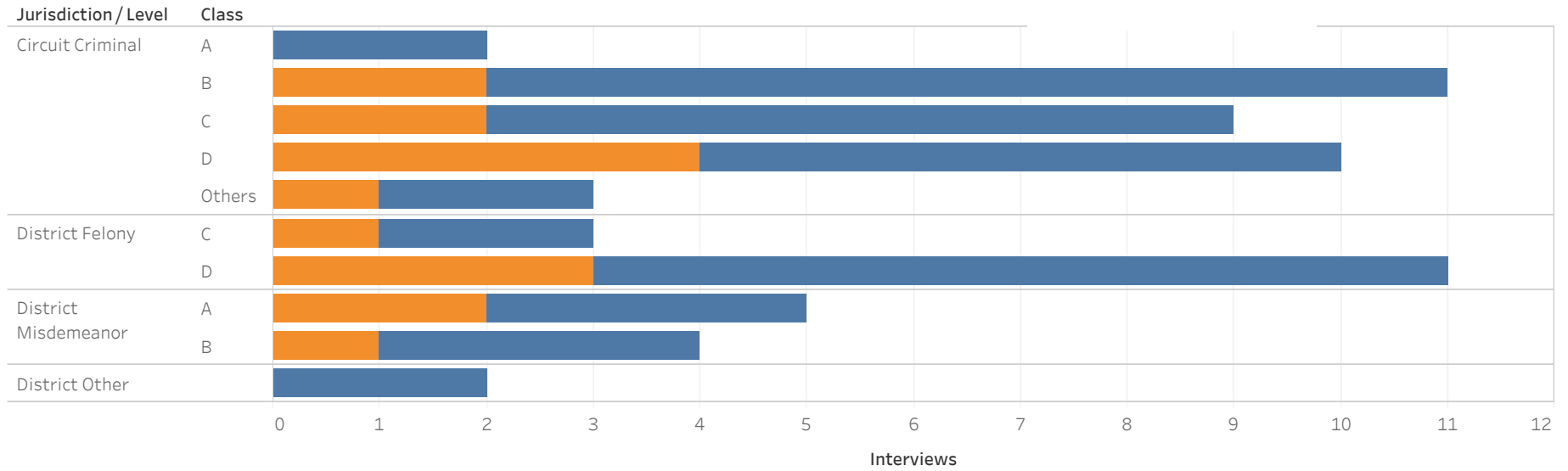
* Counts reflect distinct pretrial interviews within a given jurisdiction (Circuit or District Court). Time in custody is evaluated separately for District and Circuit cases.

* A single Interview may involve more than one case, and a single defendant may have multiple interviews during a given period of time.



**ADMINISTRATIVE OFFICE OF THE COURTS
Research and Statistics
Defendants in Custody May 11, 2022
TODD COUNTY**

Current Holder
■ No Holder
■ Has Holder



Jurisdiction / Level	Class	No Holder	State Inmate	Parole	Probation	Non-Payment Fines / Restitution	Grand Total
Circuit Criminal	A	2					2
	B	9	2				11
	C	7	1			1	9
	D	6		3	1		10
	Others	2		1			3
District Felony	C	2		1			3
	D	8		1	2		11
District Misdemeanor	A	3	1		1		5
	B	3	1				4
District Other		2					2
Grand Total		43	5	5	4	1	58

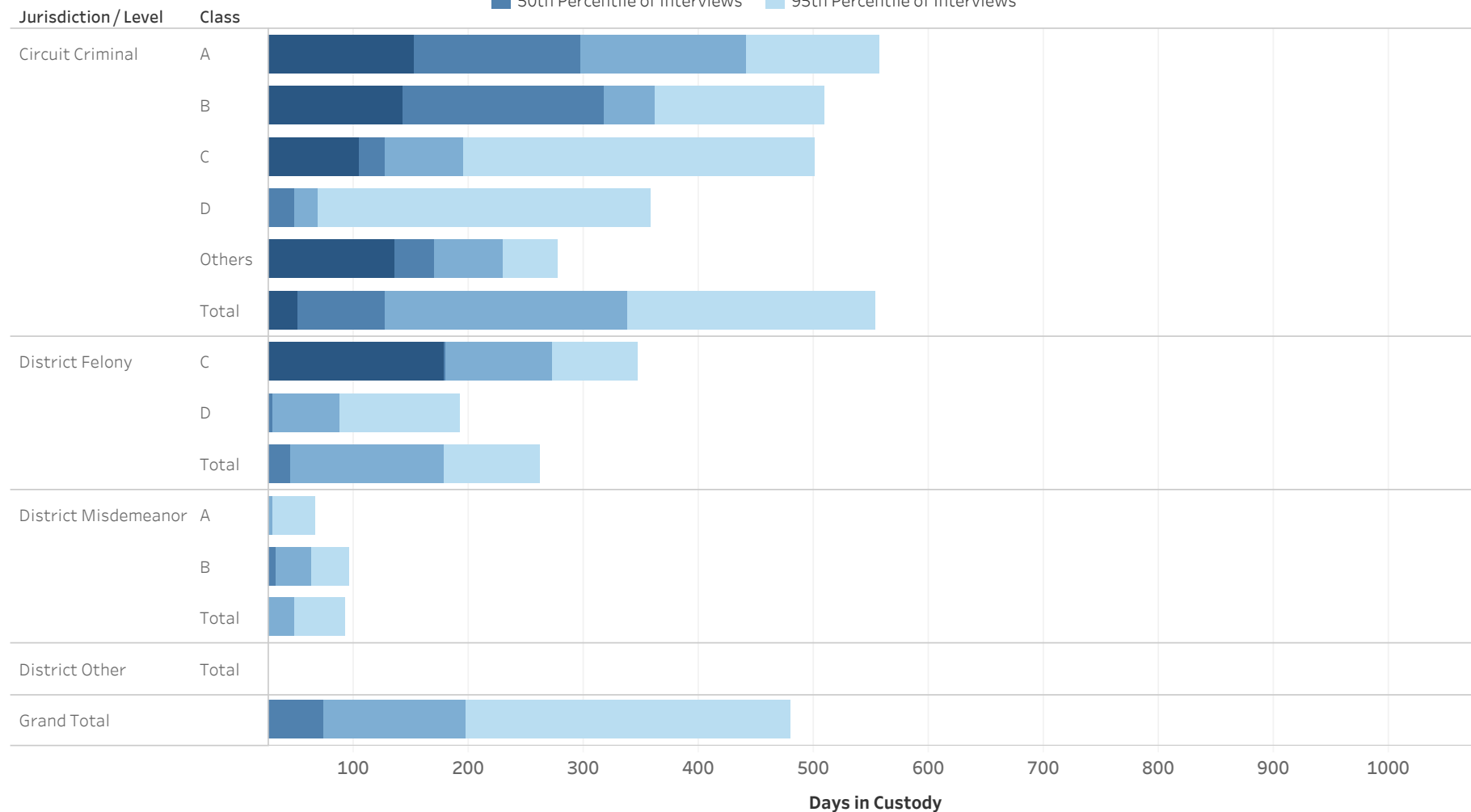
Statistical Analysis Considerations

- * Data provided from the Pretrial Information Management System.
- * Counts reflect distinct pretrial interviews within a given jurisdiction (Circuit or District Court). Time in custody is evaluated separately for District and Circuit cases.
- * A single Interview may involve more than one case, and a single defendant may have multiple interviews during a given period of time.



ADMINISTRATIVE OFFICE OF THE COURTS
Research and Statistics
Defendants in Custody May 11, 2022
Time in Custody (Days)
TODD COUNTY

■ 25th Percentile of Interviews ■ 75th Percentile of Interviews
■ 50th Percentile of Interviews ■ 95th Percentile of Interviews



Statistical Analysis Considerations

- * Data provided from the Pretrial Information Management System.
- * Counts reflect distinct pretrial interviews within a given jurisdiction (Circuit or District Court). Time in custody is evaluated separately for District and Circuit cases.
- * A single Interview may involve more than one case, and a single defendant may have multiple interviews during a given period of time.



ADMINISTRATIVE OFFICE OF THE COURTS
Research and Statistics
Defendants in Custody May 11, 2022
Time in Custody (Days)
TODD COUNTY

Percentile of the Time in Custody (Days)

Jurisdiction / Level	Class	# of Interviews	25% Percentile of Interviews	50th Percentile of Interviews	75th Percentile of Interviews	95th Percentile of Interviews
Circuit Criminal	A	2	152.5	297.0	441.5	557.1
	B	11	142.5	318.0	361.0	508.5
	C	9	105.0	127.0	195.0	500.6
	D	10	15.8	49.0	68.5	358.5
	Others	3	135.0	170.0	229.5	277.1
	Total	35	50.5	127.0	337.5	553.6
District Felony	C	3	178.5	179.0	272.5	347.3
	D	11	13.5	30.0	88.0	193.0
	Total	14	18.8	44.5	178.8	262.0
District Misdemeanor	A	5	10.0	23.0	30.0	66.0
	B	4	11.5	31.5	62.3	96.5
	Total	9	10.0	23.0	48.0	93.0
District Other	Total	2	7.8	8.5	9.3	9.9
Grand Total		58	16.5	74.0	197.8	479.3

* Data provided from the Pretrial Information Management System.

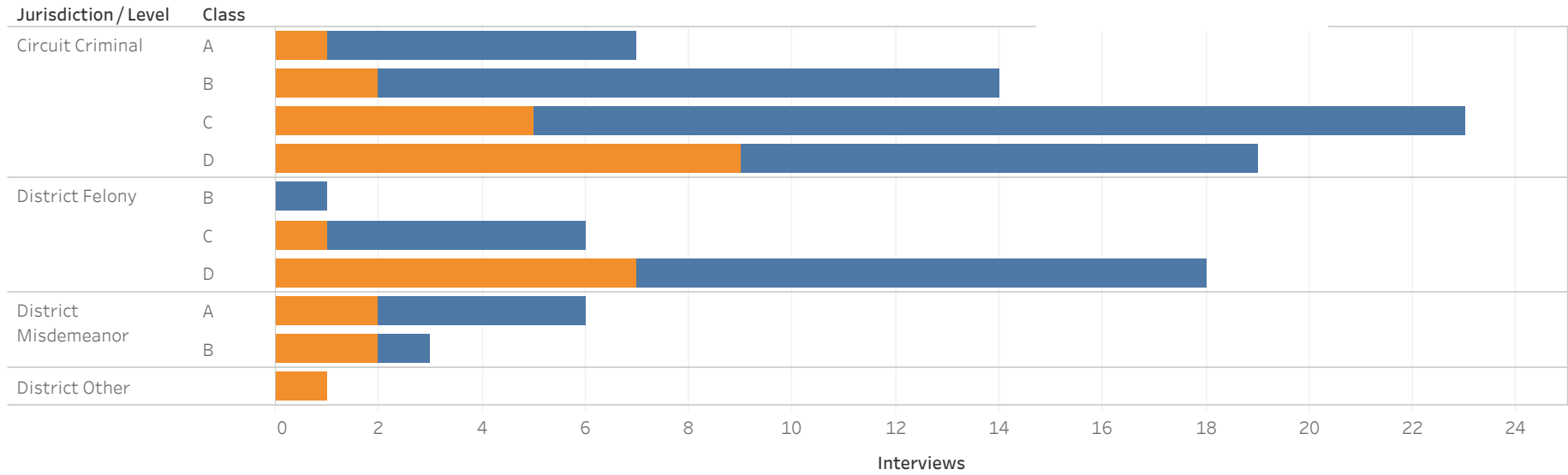
* Counts reflect distinct pretrial interviews within a given jurisdiction (Circuit or District Court). Time in custody is evaluated separately for District and Circuit cases.

* A single Interview may involve more than one case, and a single defendant may have multiple interviews during a given period of time.



**ADMINISTRATIVE OFFICE OF THE COURTS
Research and Statistics
Defendants in Custody May 11, 2022
BRECKINRIDGE COUNTY**

Current Holder
■ No Holder
■ Has Holder



Jurisdiction/Level	Class	No Holder	State Inmate	Contempt	Probation	Non-Payment Fines / Restitution	Parole	Other	Grand Total
Circuit Criminal	A	6	1						7
	B	12	1	1					14
	C	18		1	1	2	1		23
	D	10	4	2	1	2			19
District Felony	B	1							1
	C	5	1						6
	D	11	1	1	2	1	1	1	18
District Misdemeanor	A	4	1				1		6
	B	1			1	1			3
District Other				1					1
Grand Total		60	9	5	4	4	3	1	86

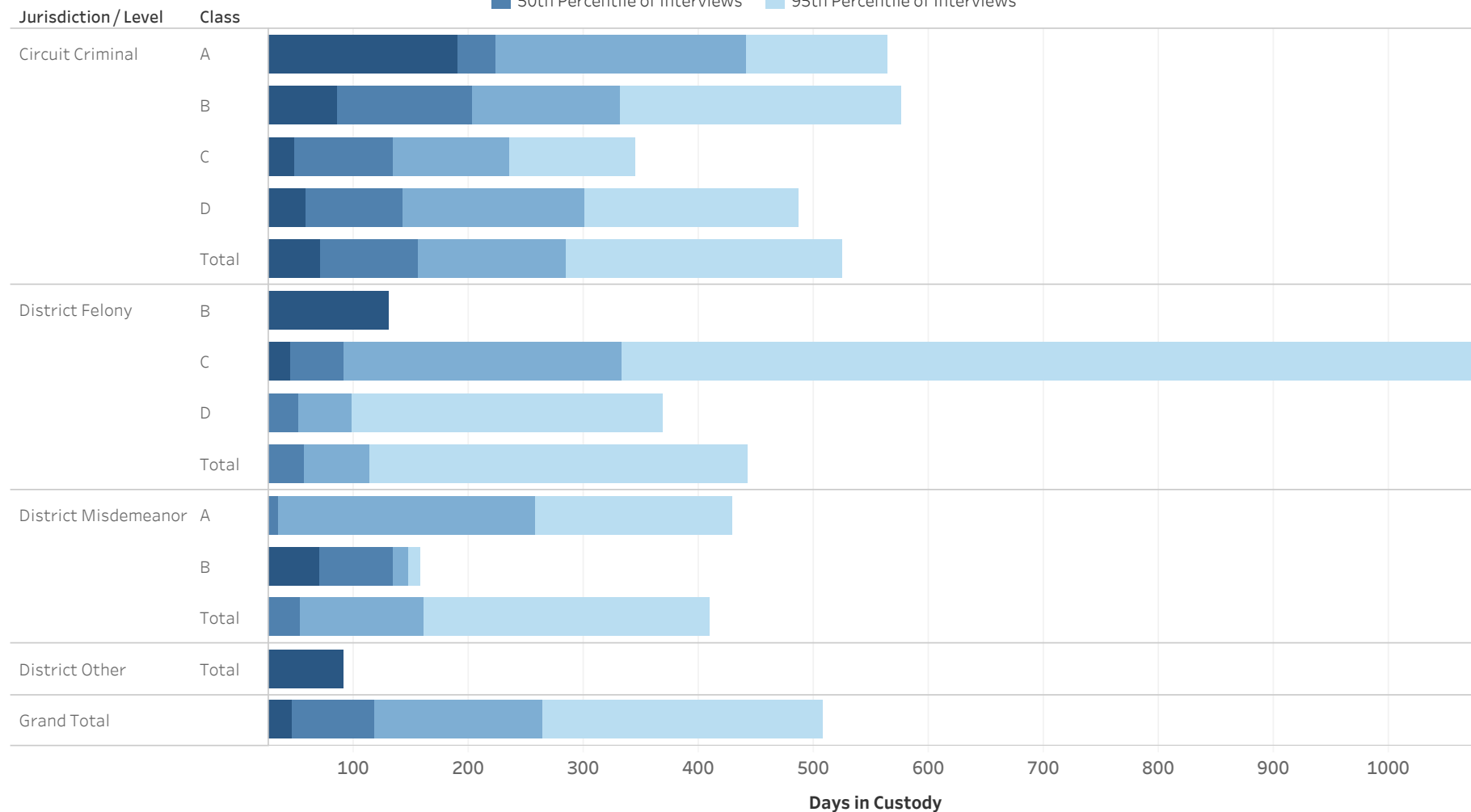
Statistical Analysis Considerations

- * Data provided from the Pretrial Information Management System.
- * Counts reflect distinct pretrial interviews within a given jurisdiction (Circuit or District Court). Time in custody is evaluated separately for District and Circuit cases.
- * A single Interview may involve more than one case, and a single defendant may have multiple interviews during a given period of time.



ADMINISTRATIVE OFFICE OF THE COURTS
Research and Statistics
Defendants in Custody May 11, 2022
Time in Custody (Days)
BRECKINRIDGE COUNTY

■ 25th Percentile of Interviews ■ 75th Percentile of Interviews
■ 50th Percentile of Interviews ■ 95th Percentile of Interviews



Statistical Analysis Considerations

- * Data provided from the Pretrial Information Management System.
- * Counts reflect distinct pretrial interviews within a given jurisdiction (Circuit or District Court). Time in custody is evaluated separately for District and Circuit cases.
- * A single Interview may involve more than one case, and a single defendant may have multiple interviews during a given period of time.



ADMINISTRATIVE OFFICE OF THE COURTS
Research and Statistics
Defendants in Custody May 11, 2022
Time in Custody (Days)
BRECKINRIDGE COUNTY

Percentile of the Time in Custody (Days)

Jurisdiction / Level	Class	# of Interviews	25% Percentile of Interviews	50th Percentile of Interviews	75th Percentile of Interviews	95th Percentile of Interviews
Circuit Criminal	A	7	190	224	441	564
	B	14	85	203	332	576
	C	23	49	134	236	345
	D	19	59	143	301	487
	Total	63	72	156	285	525
District Felony	B	1	131	131	131	131
	C	6	45	91	333	1,223
	D	18	12	53	98	368
	Total	25	22	57	114	442
District Misdemeanor	A	6	11	34	259	430
	B	3	70	134	147	157
	Total	9	10	53	160	409
District Other	Total	1	91	91	91	91
Grand Total		86	46	118	264	507

* Data provided from the Pretrial Information Management System.

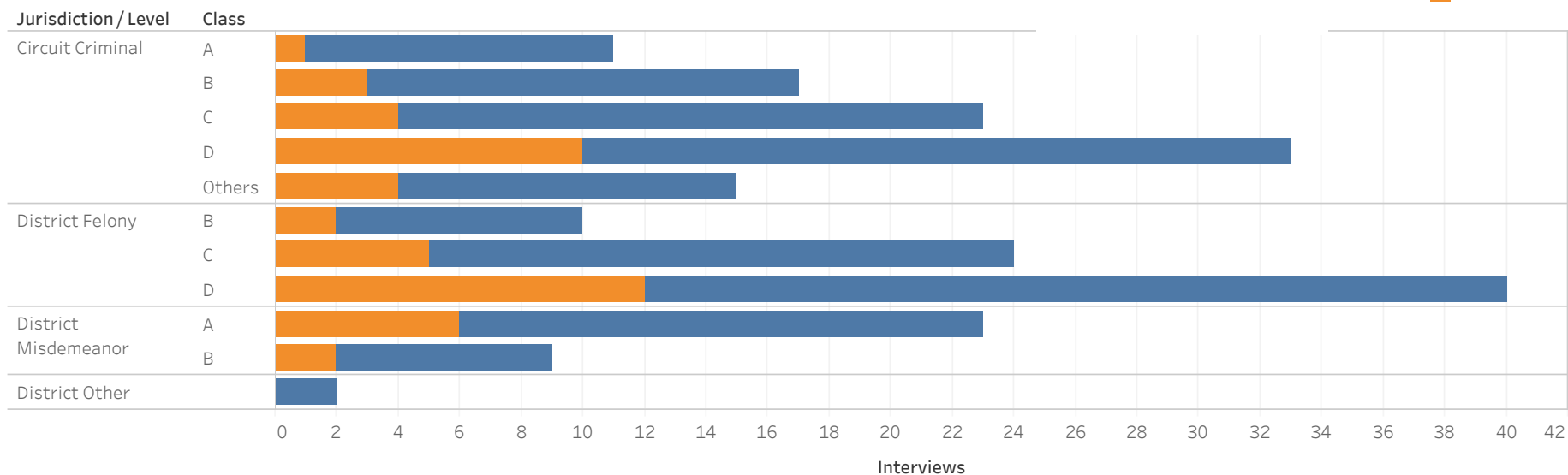
* Counts reflect distinct pretrial interviews within a given jurisdiction (Circuit or District Court). Time in custody is evaluated separately for District and Circuit cases.

* A single Interview may involve more than one case, and a single defendant may have multiple interviews during a given period of time.



ADMINISTRATIVE OFFICE OF THE COURTS
Research and Statistics
Defendants in Custody May 11, 2022
BULLITT COUNTY

Current Holder
■ No Holder
■ Has Holder



Jurisdiction / Level	Class	No Holder	State Inmate	Non-Payment Fines / Restitution	Probation	Parole	Other	Contempt	Grand Total
Circuit Criminal	A	10			1				11
	B	14	3						17
	C	19	1			2		1	23
	D	23	4	1	3	2			33
	Others	11	1	2		1			15
District Felony	B	8		1			1		10
	C	19	2			2		1	24
	D	28	3	4	5				40
District Misdemeanor	A	17	3	2		1			23
	B	7		2					9
District Other		2							2
Grand Total		136	14	11	7	6	1	1	176

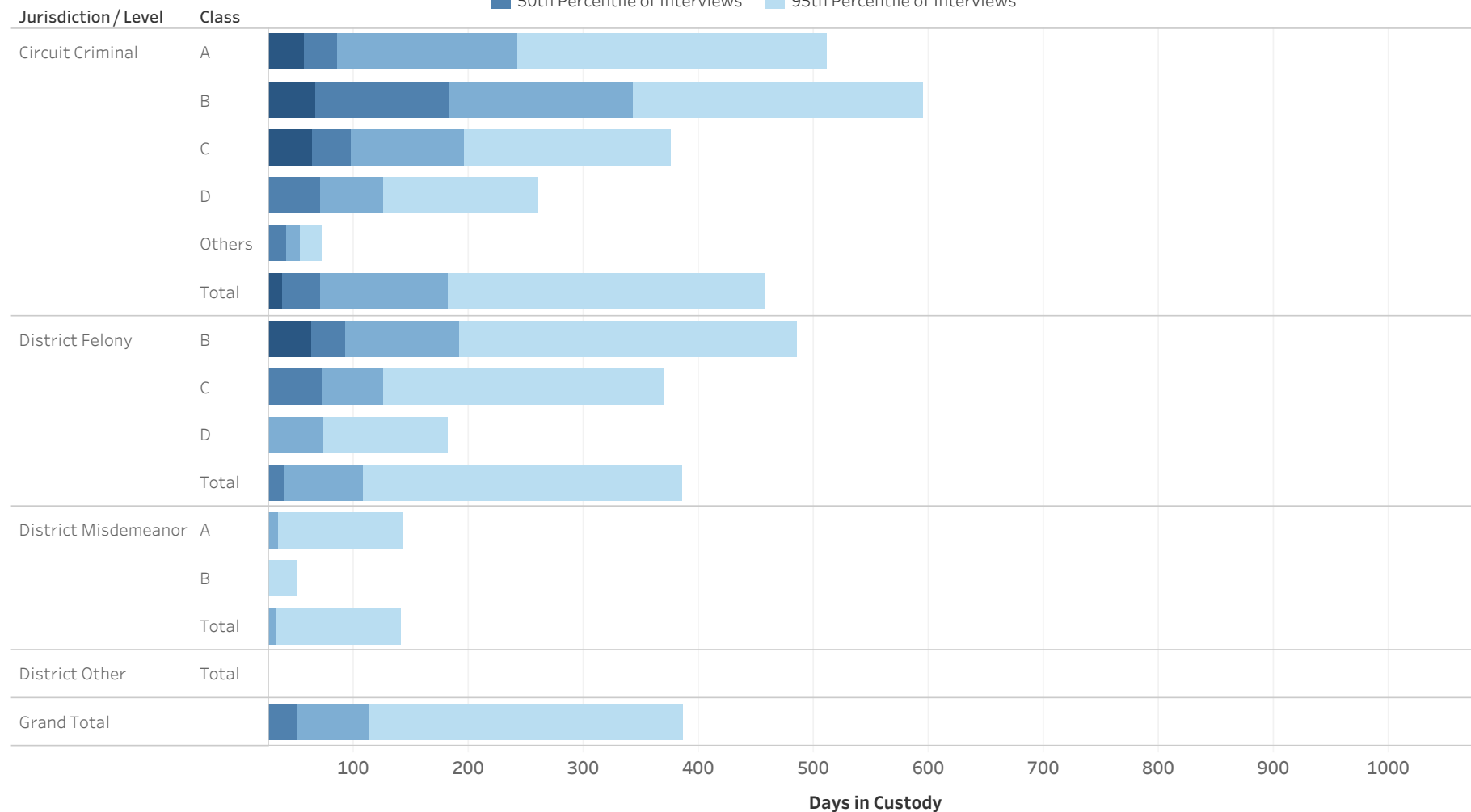
Statistical Analysis Considerations

- * Data provided from the Pretrial Information Management System.
- * Counts reflect distinct pretrial interviews within a given jurisdiction (Circuit or District Court). Time in custody is evaluated separately for District and Circuit cases.
- * A single Interview may involve more than one case, and a single defendant may have multiple interviews during a given period of time.



ADMINISTRATIVE OFFICE OF THE COURTS
Research and Statistics
Defendants in Custody May 11, 2022
Time in Custody (Days)
BULLITT COUNTY

■ 25th Percentile of Interviews ■ 75th Percentile of Interviews
■ 50th Percentile of Interviews ■ 95th Percentile of Interviews



Statistical Analysis Considerations

- * Data provided from the Pretrial Information Management System.
- * Counts reflect distinct pretrial interviews within a given jurisdiction (Circuit or District Court). Time in custody is evaluated separately for District and Circuit cases.
- * A single Interview may involve more than one case, and a single defendant may have multiple interviews during a given period of time.



ADMINISTRATIVE OFFICE OF THE COURTS
Research and Statistics
Defendants in Custody May 11, 2022
Time in Custody (Days)
BULLITT COUNTY

Percentile of the Time in Custody (Days)

Jurisdiction / Level	Class	# of Interviews	25% Percentile of Interviews	50th Percentile of Interviews	75th Percentile of Interviews	95th Percentile of Interviews
Circuit Criminal	A	11	57.0	85.0	243.0	512.0
	B	17	66.0	183.0	343.0	595.0
	C	23	63.5	97.0	196.5	376.1
	D	33	19.0	71.0	126.0	260.8
	Others	15	23.0	41.0	53.0	72.2
	Total		99	37.5	71.0	182.0
District Felony	B	10	62.3	92.5	191.0	485.5
	C	24	10.5	72.0	125.5	370.1
	D	40	8.8	23.0	74.0	182.4
	Total		74	11.0	39.0	107.5
District Misdemeanor	A	23	5.5	14.0	34.0	142.8
	B	9	9.0	14.0	16.0	50.8
	Total		32	6.0	14.0	31.8
District Other	Total	2	1.5	2.0	2.5	2.9
Grand Total		176	14.0	51.0	113.0	387.0

* Data provided from the Pretrial Information Management System.

* Counts reflect distinct pretrial interviews within a given jurisdiction (Circuit or District Court). Time in custody is evaluated separately for District and Circuit cases.

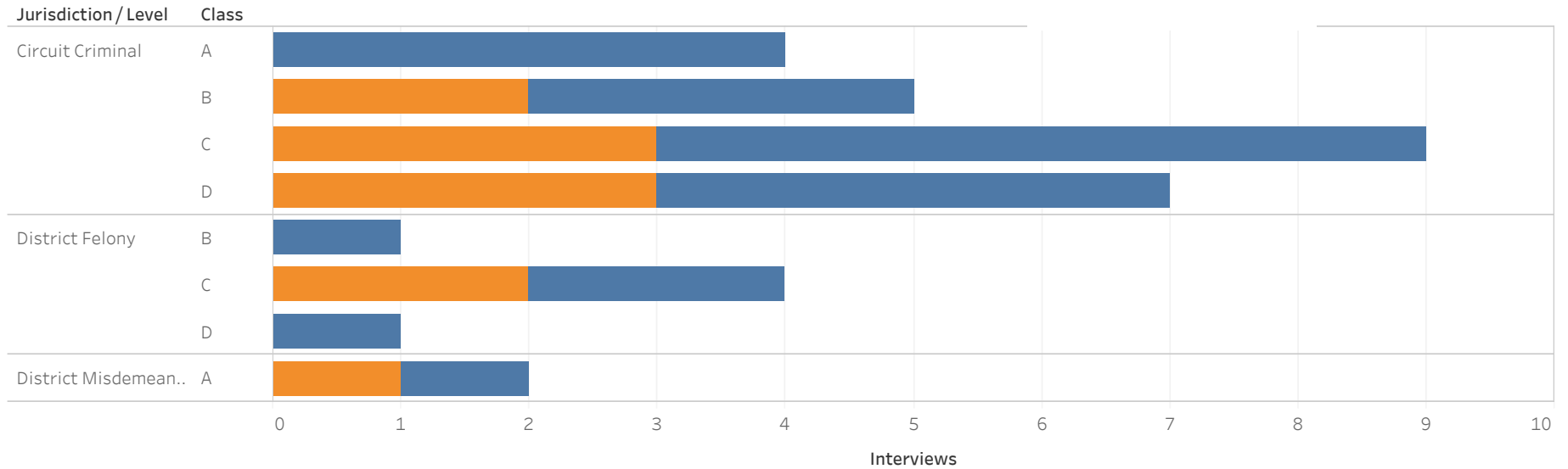
* A single Interview may involve more than one case, and a single defendant may have multiple interviews during a given period of time.



ADMINISTRATIVE OFFICE OF THE COURTS
Research and Statistics
Defendants in Custody May 11, 2022
BUTLER COUNTY

22_PINS3001

Current Holder
■ No Holder
■ Has Holder



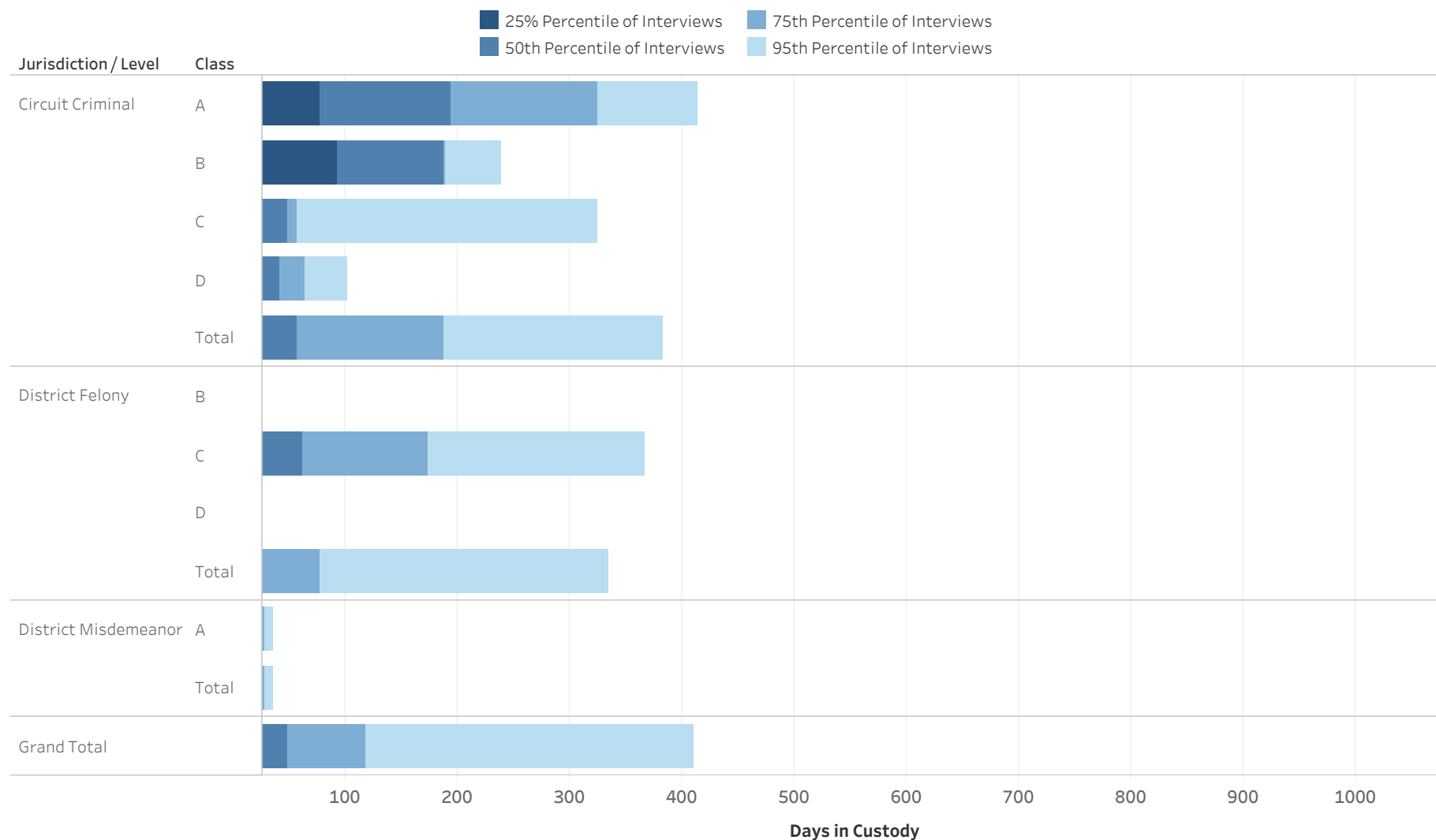
Jurisdiction/Level	Class	No Holder	Probation	Non-Payment Fines/ Restitution	Contempt	Grand Total
Circuit Criminal	A	4				4
	B	3	2			5
	C	6	2		1	9
	D	4	2	1		7
District Felony	B	1				1
	C	2	1		1	4
	D	1				1
District Misdemeanor	A	1	1			2
Grand Total		19	7	1	1	28

Statistical Analysis Considerations

- * Data provided from the Pretrial Information Management System.
- * Counts reflect distinct pretrial interviews within a given jurisdiction (Circuit or District Court). Time in custody is evaluated separately for District and Circuit cases.
- * A single Interview may involve more than one case, and a single defendant may have multiple interviews during a given period of time.



ADMINISTRATIVE OFFICE OF THE COURTS
Research and Statistics
Defendants in Custody May 11, 2022
Time in Custody (Days)
BUTLER COUNTY



Statistical Analysis Considerations

- * Data provided from the Pretrial Information Management System.
- * Counts reflect distinct pretrial interviews within a given jurisdiction (Circuit or District Court). Time in custody is evaluated separately for District and Circuit cases.
- * A single Interview may involve more than one case, and a single defendant may have multiple interviews during a given period of time.



ADMINISTRATIVE OFFICE OF THE COURTS
Research and Statistics
Defendants in Custody May 11, 2022
Time in Custody (Days)
BUTLER COUNTY

Percentile of the Time in Custody (Days)

Jurisdiction / Level	Class	# of Interviews	25% Percentile of Interviews	50th Percentile of Interviews	75th Percentile of Interviews	95th Percentile of Interviews
Circuit Criminal	A	4	77.3	193.5	324.3	413.7
	B	5	93.0	188.0	189.0	239.4
	C	9	24.0	48.0	57.0	324.6
	D	7	16.0	41.0	64.0	102.3
	Total	25	24.0	57.0	188.0	383.0
District Felony	B	1	9.0	9.0	9.0	9.0
	C	4	25.0	61.0	173.5	366.7
	D	1	7.0	7.0	7.0	7.0
	Total	6	10.0	21.0	77.0	334.5
District Misdemeanor	A	2	9.3	18.5	27.8	35.2
	Total	2	9.3	18.5	27.8	35.2
Grand Total		28	13.0	49.0	117.0	410.2

* Data provided from the Pretrial Information Management System.

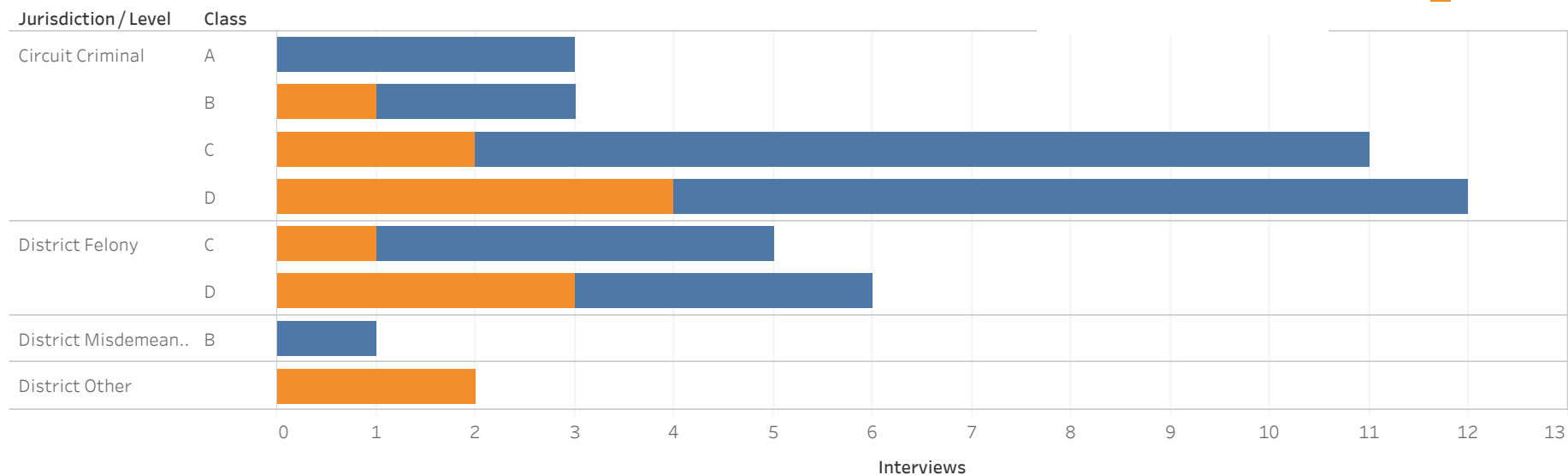
* Counts reflect distinct pretrial interviews within a given jurisdiction (Circuit or District Court). Time in custody is evaluated separately for District and Circuit cases.

* A single Interview may involve more than one case, and a single defendant may have multiple interviews during a given period of time.



**ADMINISTRATIVE OFFICE OF THE COURTS
Research and Statistics
Defendants in Custody May 11, 2022
CALDWELL COUNTY**

Current Holder
■ No Holder
■ Has Holder



Jurisdiction/Level	Class	No Holder	Probation	Non-Payment Fines/ Restitution	Other	Contempt	Grand Total
Circuit Criminal	A	3	0	0	0	0	3
	B	2	0	1	0	0	3
	C	9	0	2	0	0	11
	D	8	1	0	2	1	12
District Felony	C	4	1	0	0	0	5
	D	3	3	0	0	0	6
District Misdemeanor	B	1	0	0	0	0	1
District Other		0	1	0	0	1	2
Grand Total		29	5	3	2	1	40

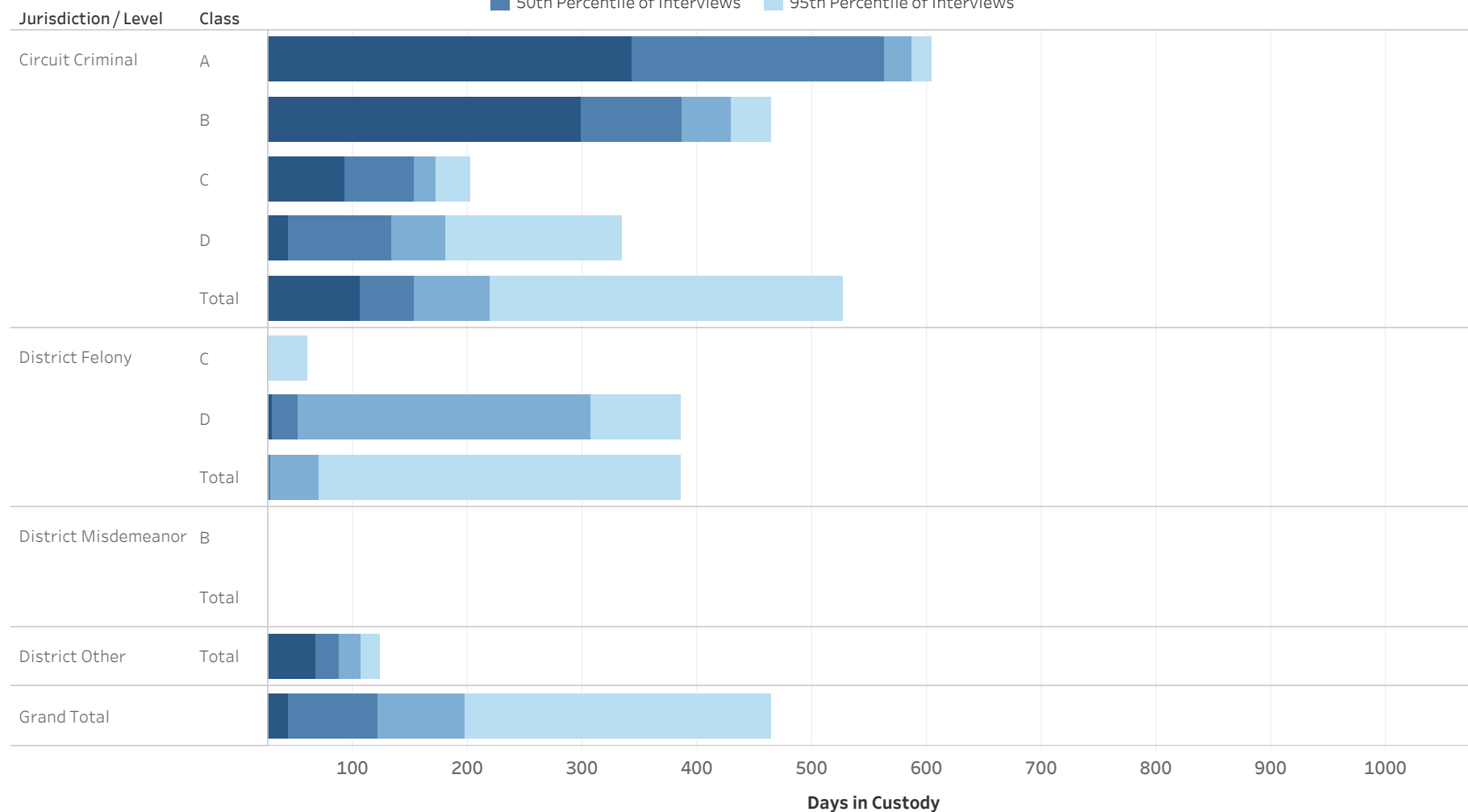
Statistical Analysis Considerations

- * Data provided from the Pretrial Information Management System.
- * Counts reflect distinct pretrial interviews within a given jurisdiction (Circuit or District Court). Time in custody is evaluated separately for District and Circuit cases.
- * A single Interview may involve more than one case, and a single defendant may have multiple interviews during a given period of time.



ADMINISTRATIVE OFFICE OF THE COURTS
Research and Statistics
Defendants in Custody May 11, 2022
Time in Custody (Days)
CALDWELL COUNTY

■ 25th Percentile of Interviews ■ 75th Percentile of Interviews
■ 50th Percentile of Interviews ■ 95th Percentile of Interviews



Statistical Analysis Considerations

- * Data provided from the Pretrial Information Management System.
- * Counts reflect distinct pretrial interviews within a given jurisdiction (Circuit or District Court). Time in custody is evaluated separately for District and Circuit cases.
- * A single Interview may involve more than one case, and a single defendant may have multiple interviews during a given period of time.



ADMINISTRATIVE OFFICE OF THE COURTS
Research and Statistics
Defendants in Custody May 11, 2022
Time in Custody (Days)
CALDWELL COUNTY

Percentile of the Time in Custody (Days)

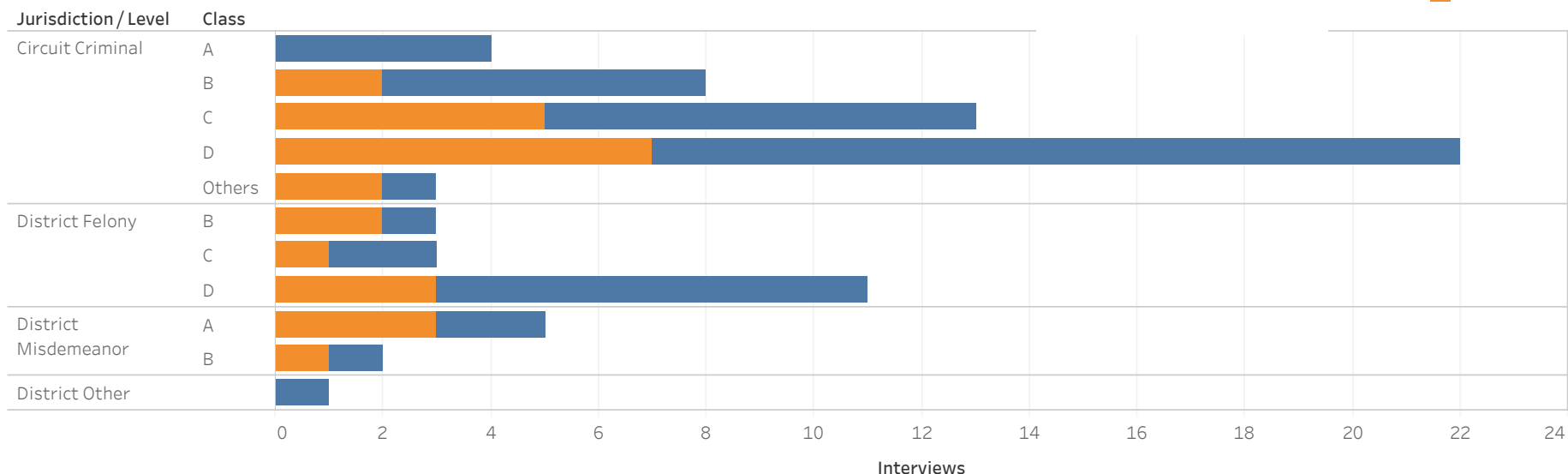
Jurisdiction/ Level	Class	# of Interviews	25% Percentile of Interviews	50th Percentile of Interviews	75th Percentile of Interviews	95th Percentile of Interviews
Circuit Criminal	A	3	342.0	563.0	586.0	604.4
	B	3	298.0	387.0	429.5	463.5
	C	11	93.0	153.0	172.5	202.0
	D	12	44.0	133.5	181.0	334.2
	Total	29	106.0	153.0	219.0	526.6
District Felony	C	5	8.0	11.0	26.0	60.4
	D	6	29.3	52.0	306.5	385.0
	Total	11	9.5	28.0	70.0	385.0
District Misdemeanor	B	1	3.0	3.0	3.0	3.0
	Total	1	3.0	3.0	3.0	3.0
District Other	Total	2	67.8	87.5	107.3	123.1
Grand Total		40	44.0	121.0	197.0	463.5

* Data provided from the Pretrial Information Management System.
 * Counts reflect distinct pretrial interviews within a given jurisdiction (Circuit or District Court). Time in custody is evaluated separately for District and Circuit cases.
 * A single Interview may involve more than one case, and a single defendant may have multiple interviews during a given period of time.



**ADMINISTRATIVE OFFICE OF THE COURTS
Research and Statistics
Defendants in Custody May 11, 2022
CALLOWAY COUNTY**

Current Holder
■ No Holder
■ Has Holder



Jurisdiction / Level	Class	No Holder	Probation	State Inmate	Parole	Non-Payment Fines / Restitution	Other	Grand Total
Circuit Criminal	A	4						4
	B	6		1			1	8
	C	8	4		1			13
	D	15	2	1		3	1	22
	Others	1	1	1				3
District Felony	B	1	1	1				3
	C	2	1					3
	D	8	2			1		11
District Misdemeanor	A	2	2		1			5
	B	1			1			2
District Other		1						1
Grand Total		44	9	4	3	3	2	65

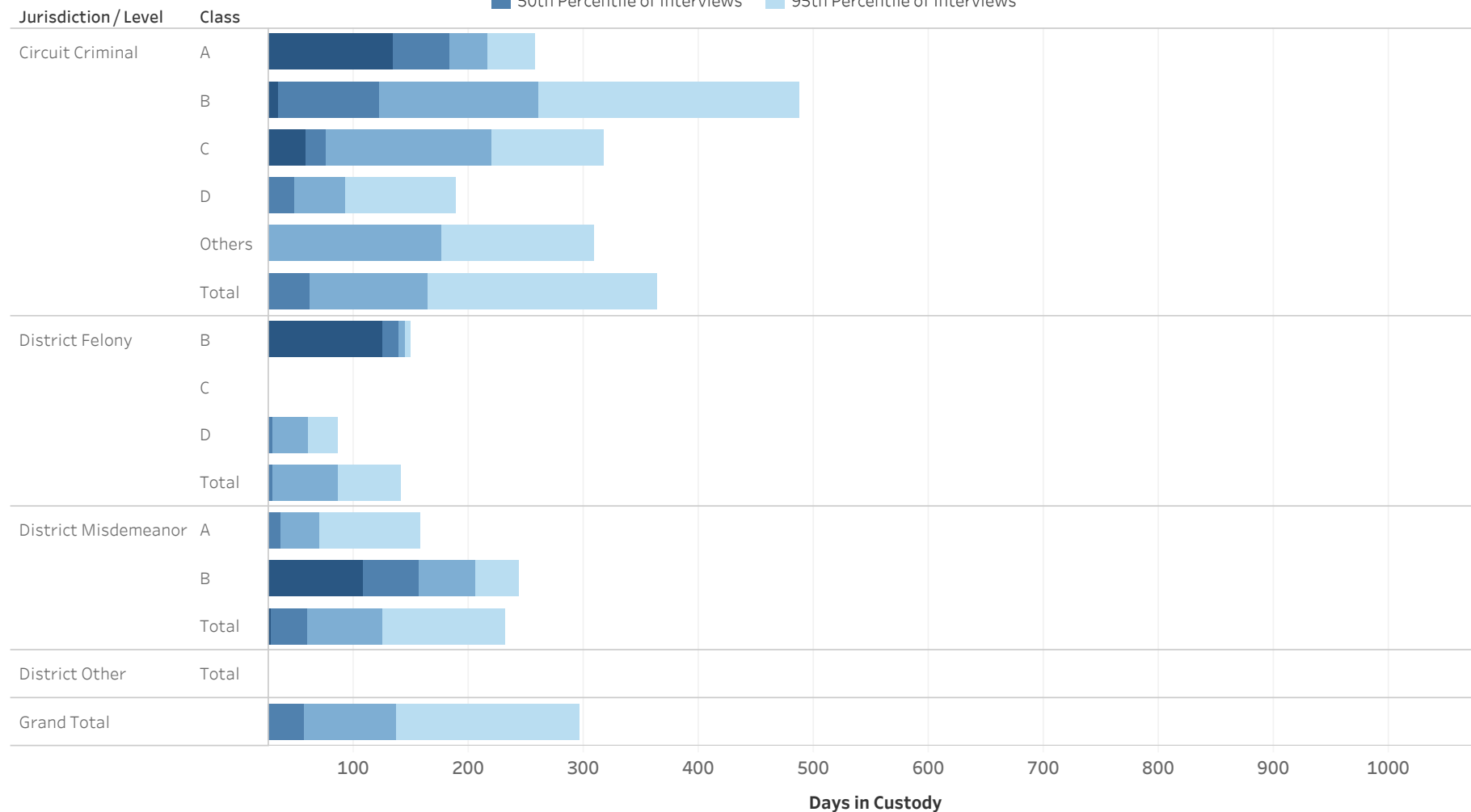
Statistical Analysis Considerations

- * Data provided from the Pretrial Information Management System.
- * Counts reflect distinct pretrial interviews within a given jurisdiction (Circuit or District Court). Time in custody is evaluated separately for District and Circuit cases.
- * A single Interview may involve more than one case, and a single defendant may have multiple interviews during a given period of time.



ADMINISTRATIVE OFFICE OF THE COURTS
Research and Statistics
Defendants in Custody May 11, 2022
Time in Custody (Days)
CALLOWAY COUNTY

■ 25th Percentile of Interviews ■ 75th Percentile of Interviews
■ 50th Percentile of Interviews ■ 95th Percentile of Interviews



Statistical Analysis Considerations

- * Data provided from the Pretrial Information Management System.
- * Counts reflect distinct pretrial interviews within a given jurisdiction (Circuit or District Court). Time in custody is evaluated separately for District and Circuit cases.
- * A single Interview may involve more than one case, and a single defendant may have multiple interviews during a given period of time.



ADMINISTRATIVE OFFICE OF THE COURTS
Research and Statistics
Defendants in Custody May 11, 2022
Time in Custody (Days)
CALLOWAY COUNTY

Percentile of the Time in Custody (Days)

Jurisdiction/ Level	Class	# of Interviews	25% Percentile of Interviews	50th Percentile of Interviews	75th Percentile of Interviews	95th Percentile of Interviews
Circuit Criminal	A	4	134.5	183.0	215.8	258.4
	B	8	34.8	122.0	260.0	487.3
	C	13	58.0	76.0	220.0	318.0
	D	22	14.0	49.0	92.8	188.4
	Others	3	8.0	8.0	175.5	309.5
	Total	50	20.8	62.0	163.8	363.4
District Felony	B	3	124.5	139.0	145.0	149.8
	C	3	9.5	15.0	18.5	21.3
	D	11	16.0	29.0	60.0	87.0
	Total	17	15.0	29.0	87.0	141.4
District Misdemeanor	A	5	19.0	37.0	70.0	158.0
	B	2	107.8	156.5	205.3	244.3
	Total	7	28.0	59.0	125.0	231.8
District Other	Total	1	1.0	1.0	1.0	1.0
Grand Total		65	18.0	57.0	137.0	296.1

* Data provided from the Pretrial Information Management System.

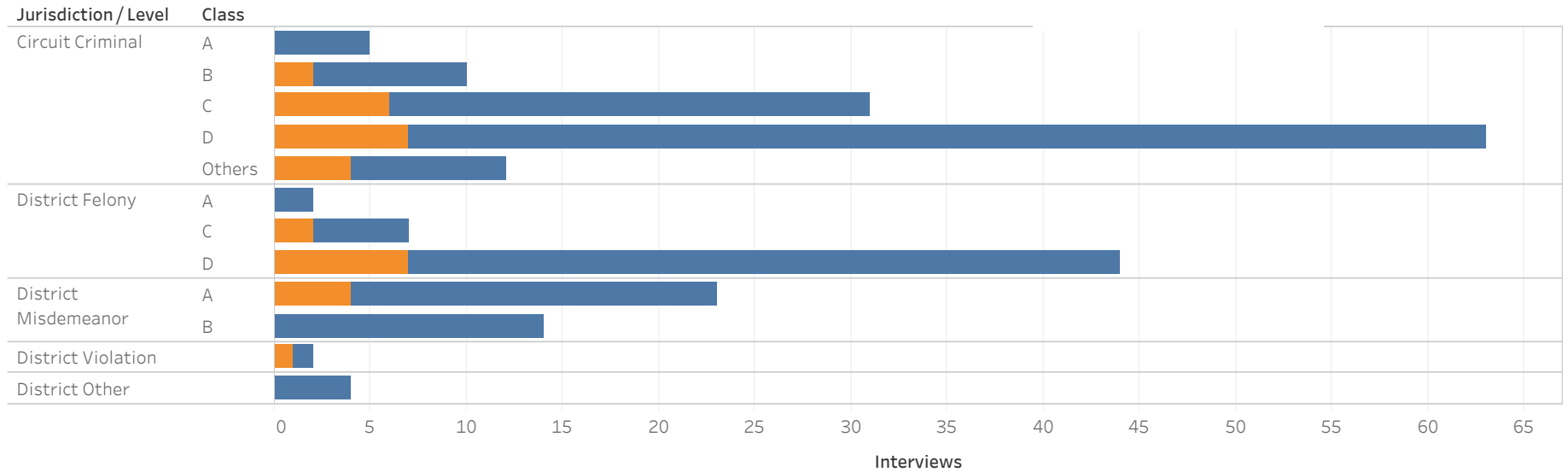
* Counts reflect distinct pretrial interviews within a given jurisdiction (Circuit or District Court). Time in custody is evaluated separately for District and Circuit cases.

* A single Interview may involve more than one case, and a single defendant may have multiple interviews during a given period of time.



**ADMINISTRATIVE OFFICE OF THE COURTS
Research and Statistics
Defendants in Custody May 11, 2022
CAMPBELL COUNTY**

Current Holder
■ No Holder
■ Has Holder



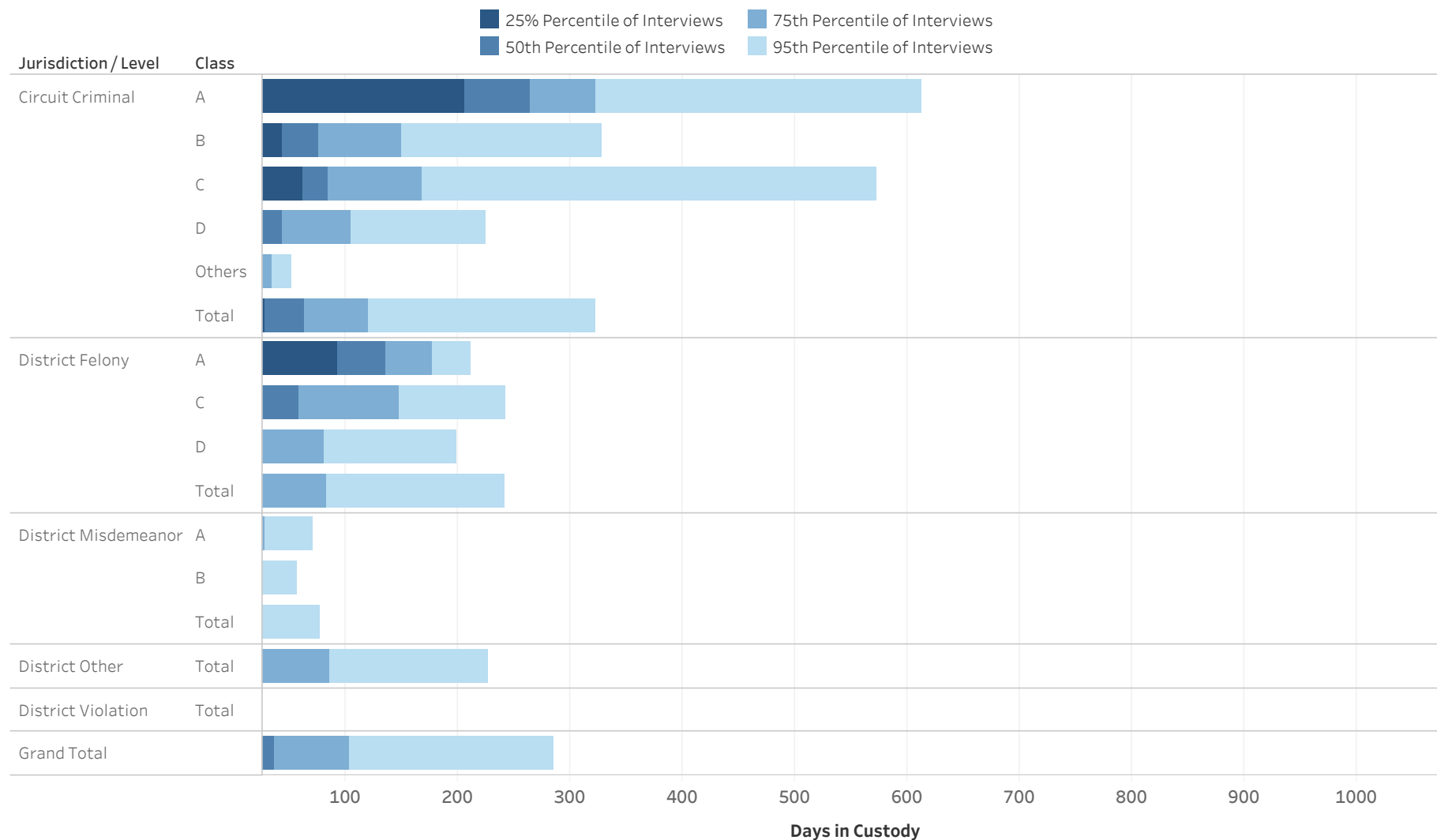
Jurisdiction/Level	Class	No Holder	Non-Payment Fines / Restitution	Probation	Other	Parole	Contempt	Federal Inmate	State Inmate	Grand Total
Circuit Criminal	A	5								5
	B	8				1			1	10
	C	25	1	2	1	1	1			31
	D	56	2	1	2	1	1			63
	Others	8	2	1				1		12
District Felony	A	2								2
	C	5			1	1				7
	D	37	1	2	2	1	1			44
District Misdemeanor	A	19	1	1			1	1		23
	B	14								14
District Other		4								4
District Violation		1			1					2
Grand Total		167	7	6	6	4	4	2	1	197

Statistical Analysis Considerations

- * Data provided from the Pretrial Information Management System.
- * Counts reflect distinct pretrial interviews within a given jurisdiction (Circuit or District Court). Time in custody is evaluated separately for District and Circuit cases.
- * A single Interview may involve more than one case, and a single defendant may have multiple interviews during a given period of time.



ADMINISTRATIVE OFFICE OF THE COURTS
Research and Statistics
Defendants in Custody May 11, 2022
Time in Custody (Days)
CAMPBELL COUNTY



Statistical Analysis Considerations

- * Data provided from the Pretrial Information Management System.
- * Counts reflect distinct pretrial interviews within a given jurisdiction (Circuit or District Court). Time in custody is evaluated separately for District and Circuit cases.
- * A single Interview may involve more than one case, and a single defendant may have multiple interviews during a given period of time.



ADMINISTRATIVE OFFICE OF THE COURTS
Research and Statistics
Defendants in Custody May 11, 2022
Time in Custody (Days)
CAMPBELL COUNTY

Percentile of the Time in Custody (Days)

Jurisdiction / Level	Class	# of Interviews	25% Percentile of Interviews	50th Percentile of Interviews	75th Percentile of Interviews	95th Percentile of Interviews
Circuit Criminal	A	5	205.0	264.0	322.0	613.2
	B	10	43.8	75.5	149.8	328.6
	C	31	62.0	84.0	167.5	572.0
	D	63	22.0	44.0	104.0	224.6
	Others	12	3.5	10.0	33.8	51.5
	Total		121	28.0	63.0	120.0
District Felony	A	2	92.5	135.0	177.5	211.5
	C	7	12.0	58.0	147.0	242.9
	D	44	4.0	26.0	80.5	198.1
	Total		53	5.0	26.0	83.0
District Misdemeanor	A	23	7.0	9.0	28.0	70.9
	B	14	4.0	11.5	14.0	56.7
	Total		37	5.0	11.0	23.0
District Other	Total	4	12.8	21.0	85.3	227.5
District Violation	Total	2	2.3	3.5	4.8	5.8
Grand Total		197	10.0	37.0	103.0	285.2

* Data provided from the Pretrial Information Management System.

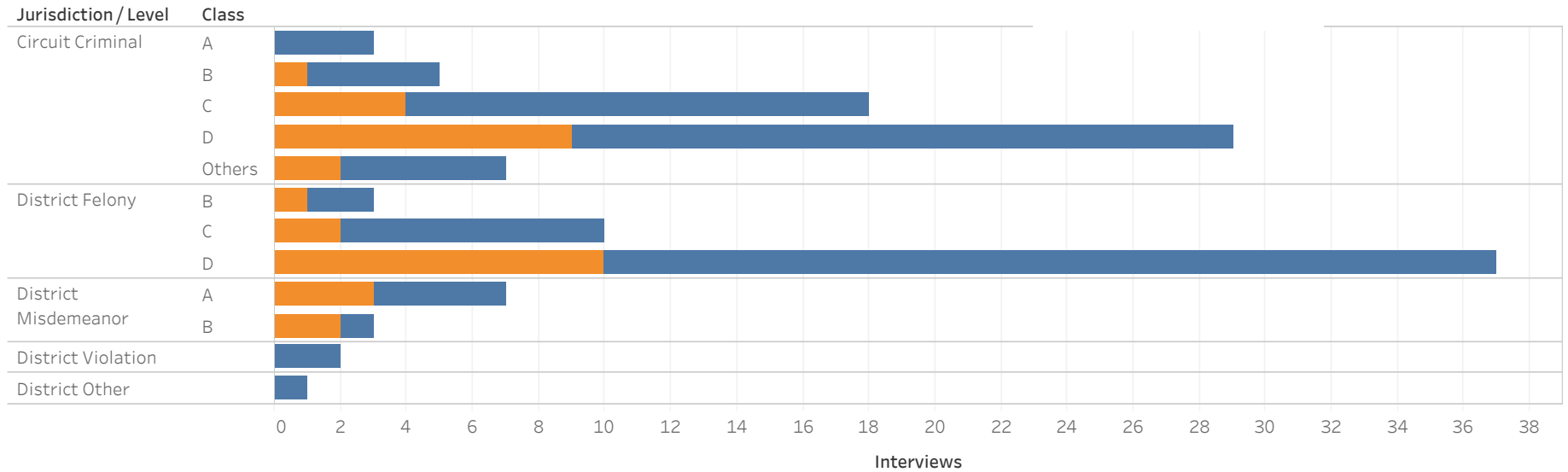
* Counts reflect distinct pretrial interviews within a given jurisdiction (Circuit or District Court). Time in custody is evaluated separately for District and Circuit cases.

* A single Interview may involve more than one case, and a single defendant may have multiple interviews during a given period of time.



**ADMINISTRATIVE OFFICE OF THE COURTS
Research and Statistics
Defendants in Custody May 11, 2022
CARROLL COUNTY**

Current Holder
■ No Holder
■ Has Holder



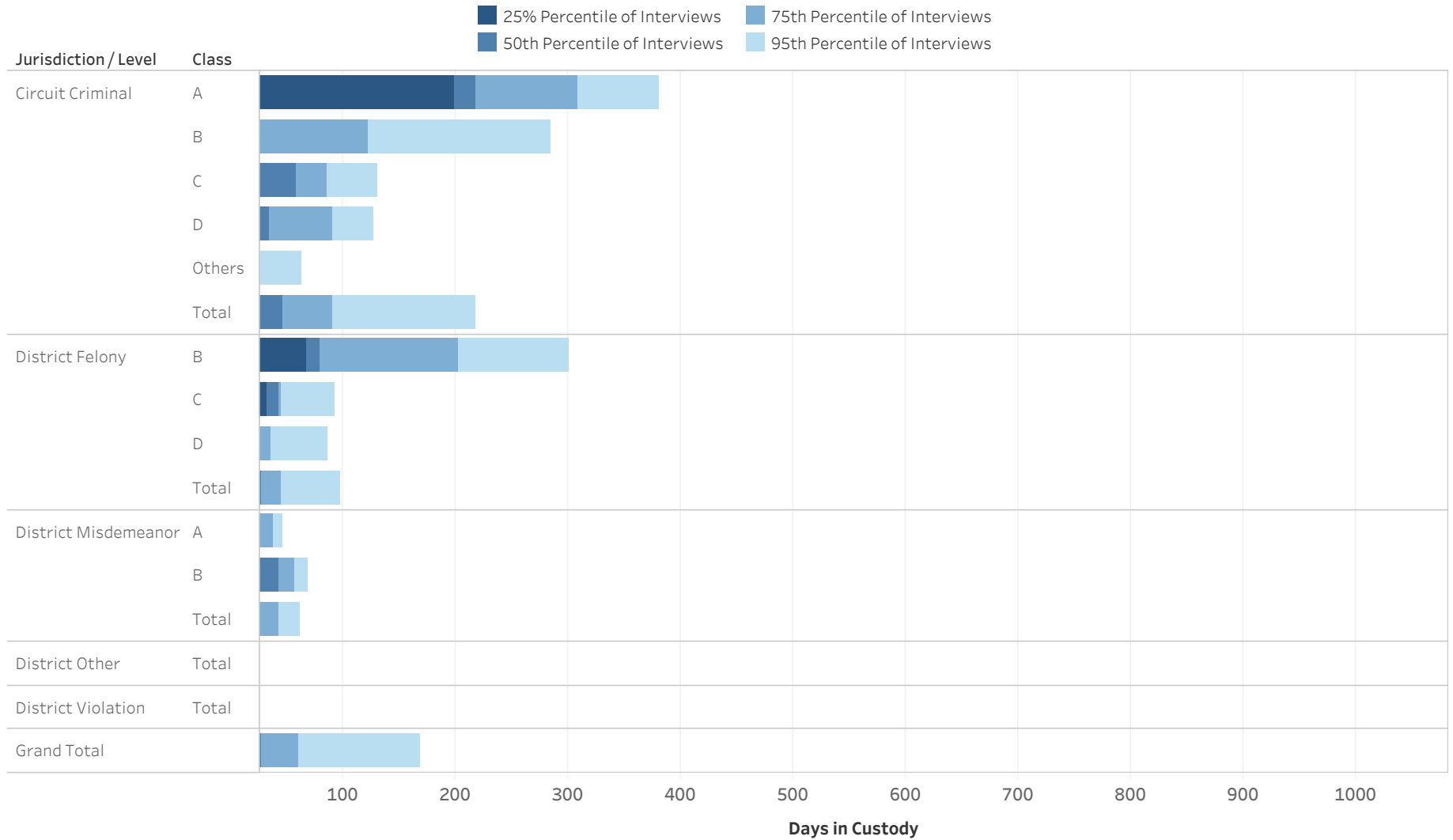
Jurisdiction / Level	Class	No Holder	Probation	Other	Non-Payment Fines / Restitution	State Inmate	Parole	Grand Total
Circuit Criminal	A	3						3
	B	4			1			5
	C	14	2		1	1		18
	D	20	4	4	1			29
	Others	5	2					7
District Felony	B	2	1					3
	C	8		1		1		10
	D	27	9		1			37
District Misdemeanor	A	4	2	1				7
	B	1				1	1	3
District Other		1						1
District Violation		2						2
Grand Total		84	18	6	3	2	1	114

Statistical Analysis Considerations

- * Data provided from the Pretrial Information Management System.
- * Counts reflect distinct pretrial interviews within a given jurisdiction (Circuit or District Court). Time in custody is evaluated separately for District and Circuit cases.
- * A single Interview may involve more than one case, and a single defendant may have multiple interviews during a given period of time.



ADMINISTRATIVE OFFICE OF THE COURTS
Research and Statistics
Defendants in Custody May 11, 2022
Time in Custody (Days)
CARROLL COUNTY



Statistical Analysis Considerations

- * Data provided from the Pretrial Information Management System.
- * Counts reflect distinct pretrial interviews within a given jurisdiction (Circuit or District Court). Time in custody is evaluated separately for District and Circuit cases.
- * A single Interview may involve more than one case, and a single defendant may have multiple interviews during a given period of time.



ADMINISTRATIVE OFFICE OF THE COURTS
Research and Statistics
Defendants in Custody May 11, 2022
Time in Custody (Days)
CARROLL COUNTY

Percentile of the Time in Custody (Days)

Jurisdiction / Level	Class	# of Interviews	25% Percentile of Interviews	50th Percentile of Interviews	75th Percentile of Interviews	95th Percentile of Interviews
Circuit Criminal	A	3	198.0	218.0	308.0	380.0
	B	5	23.0	23.0	122.0	284.4
	C	18	24.5	57.5	85.0	130.4
	D	29	21.0	34.0	90.0	126.8
	Others	7	6.5	13.0	17.0	62.7
	Total	62	21.3	46.5	90.0	217.0
District Felony	B	3	67.0	79.0	202.0	300.4
	C	10	32.3	42.0	45.3	93.0
	D	37	13.0	20.0	35.0	86.4
	Total	50	14.3	26.5	45.3	97.0
District Misdemeanor	A	7	4.0	8.0	37.5	46.2
	B	3	23.0	42.0	57.0	69.0
	Total	10	4.3	20.5	42.0	61.2
District Other	Total	1	8.0	8.0	8.0	8.0
District Violation	Total	2	6.3	10.5	14.8	18.2
Grand Total		114	19.0	27.0	60.0	168.4

* Data provided from the Pretrial Information Management System.

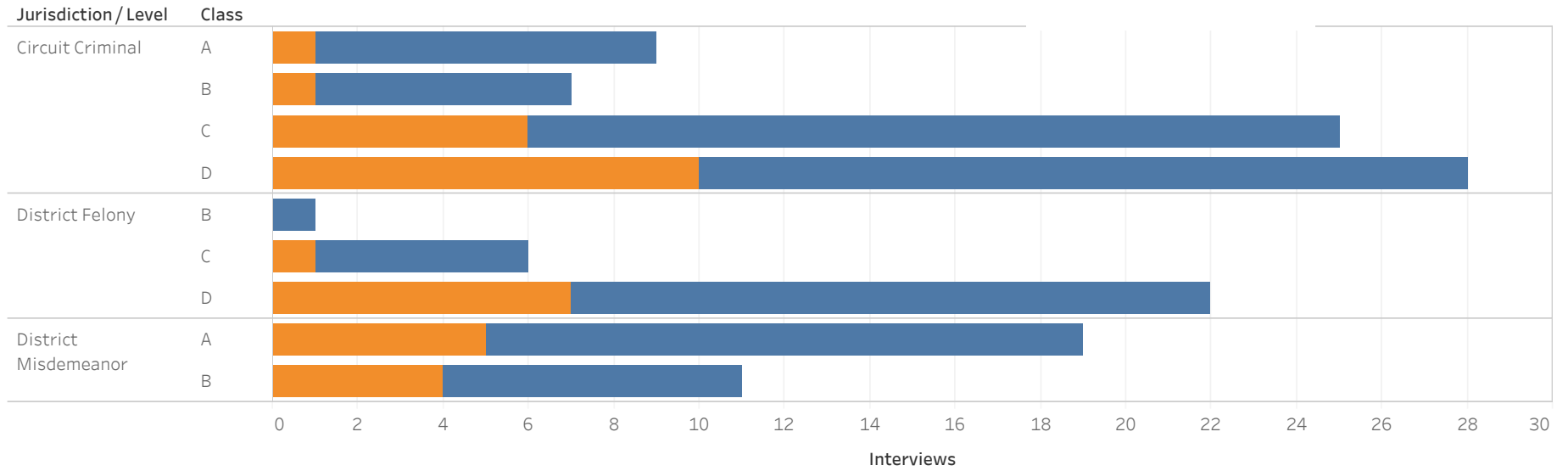
* Counts reflect distinct pretrial interviews within a given jurisdiction (Circuit or District Court). Time in custody is evaluated separately for District and Circuit cases.

* A single Interview may involve more than one case, and a single defendant may have multiple interviews during a given period of time.



**ADMINISTRATIVE OFFICE OF THE COURTS
Research and Statistics
Defendants in Custody May 11, 2022
CARTER COUNTY**

Current Holder
■ No Holder
■ Has Holder



Jurisdiction/Level	Class	No Holder	Probation	Other	Non-Payment Fines/ Restitution	State Inmate	Parole	Contempt	County Inmate	Grand Total
Circuit Criminal	A	8				1				9
	B	6					1			7
	C	19	2	2		1			1	25
	D	18	2	2	3	1		2		28
District Felony	B	1								1
	C	5				1				6
	D	15	1	1	2	1		2		22
District Misdemeanor	A	14	2		1		1	1		19
	B	7	1	1	1		1			11
Grand Total		86	7	5	5	4	3	3	1	114

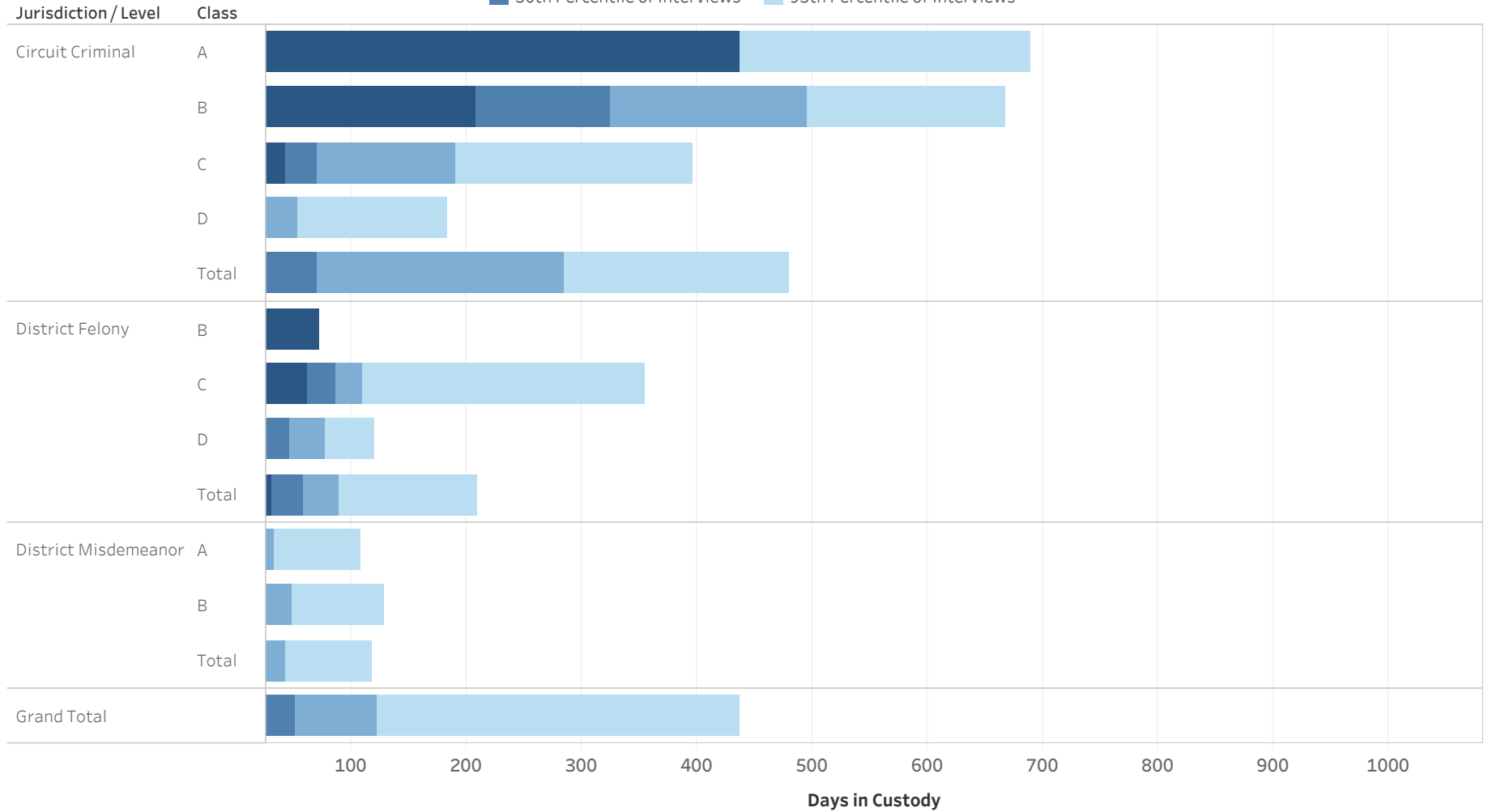
Statistical Analysis Considerations

- * Data provided from the Pretrial Information Management System.
- * Counts reflect distinct pretrial interviews within a given jurisdiction (Circuit or District Court). Time in custody is evaluated separately for District and Circuit cases.
- * A single Interview may involve more than one case, and a single defendant may have multiple interviews during a given period of time.



ADMINISTRATIVE OFFICE OF THE COURTS
Research and Statistics
Defendants in Custody May 11, 2022
Time in Custody (Days)
CARTER COUNTY

■ 25th Percentile of Interviews ■ 75th Percentile of Interviews
■ 50th Percentile of Interviews ■ 95th Percentile of Interviews



Statistical Analysis Considerations

- * Data provided from the Pretrial Information Management System.
- * Counts reflect distinct pretrial interviews within a given jurisdiction (Circuit or District Court). Time in custody is evaluated separately for District and Circuit cases.
- * A single Interview may involve more than one case, and a single defendant may have multiple interviews during a given period of time.



ADMINISTRATIVE OFFICE OF THE COURTS
Research and Statistics
Defendants in Custody May 11, 2022
Time in Custody (Days)
CARTER COUNTY

Percentile of the Time in Custody (Days)

Jurisdiction / Level	Class	# of Interviews	25% Percentile of Interviews	50th Percentile of Interviews	75th Percentile of Interviews	95th Percentile of Interviews
Circuit Criminal	A	9	436.0	436.0	437.0	689.2
	B	7	208.5	325.0	494.5	667.2
	C	25	43.0	70.0	190.0	396.4
	D	28	21.0	25.0	53.5	183.1
	Total	69	24.0	70.0	284.0	479.8
District Felony	B	1	72.0	72.0	72.0	72.0
	C	6	61.8	86.0	108.8	354.3
	D	22	26.0	46.0	76.5	120.4
	Total	29	31.0	58.0	89.0	208.6
District Misdemeanor	A	19	15.5	25.0	33.0	108.1
	B	11	15.5	22.0	48.0	128.0
	Total	30	14.8	25.0	43.0	117.6
Grand Total		114	21.8	51.0	122.5	436.7

* Data provided from the Pretrial Information Management System.

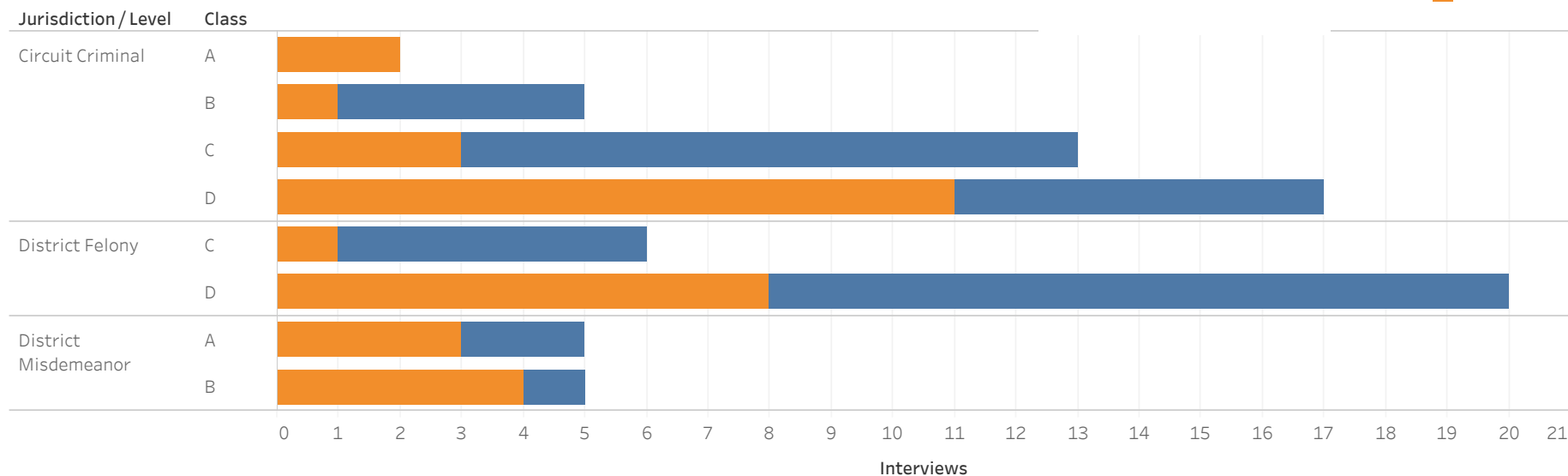
* Counts reflect distinct pretrial interviews within a given jurisdiction (Circuit or District Court). Time in custody is evaluated separately for District and Circuit cases.

* A single Interview may involve more than one case, and a single defendant may have multiple interviews during a given period of time.



**ADMINISTRATIVE OFFICE OF THE COURTS
Research and Statistics
Defendants in Custody May 11, 2022
CASEY COUNTY**

Current Holder
■ No Holder
■ Has Holder



Jurisdiction/Level	Class	No Holder	State Inmate	Probation	Non-Payment Fines/ Restitution	Other	Contempt	Grand Total
Circuit Criminal	A		1			1		2
	B	4	1					5
	C	10	1			1	1	13
	D	6	5	1	4	1		17
District Felony	C	5		1				6
	D	12	3	4	1			20
District Misdemeanor	A	2	2		1			5
	B	1	4					5
Grand Total		38	16	6	4	3	1	68

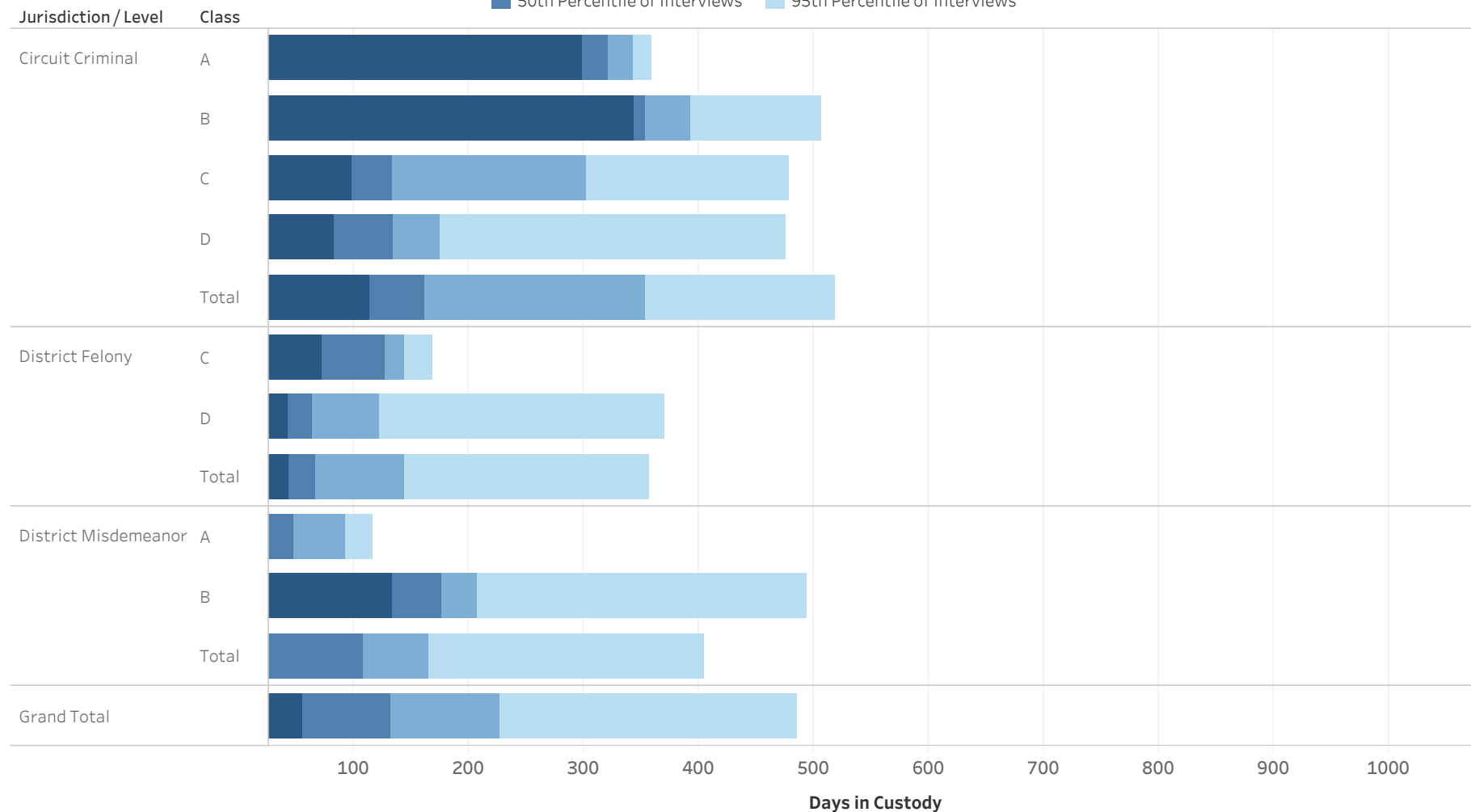
Statistical Analysis Considerations

- * Data provided from the Pretrial Information Management System.
- * Counts reflect distinct pretrial interviews within a given jurisdiction (Circuit or District Court). Time in custody is evaluated separately for District and Circuit cases.
- * A single Interview may involve more than one case, and a single defendant may have multiple interviews during a given period of time.



ADMINISTRATIVE OFFICE OF THE COURTS
Research and Statistics
Defendants in Custody May 11, 2022
Time in Custody (Days)
CASEY COUNTY

■ 25th Percentile of Interviews ■ 75th Percentile of Interviews
■ 50th Percentile of Interviews ■ 95th Percentile of Interviews



Statistical Analysis Considerations

- * Data provided from the Pretrial Information Management System.
- * Counts reflect distinct pretrial interviews within a given jurisdiction (Circuit or District Court). Time in custody is evaluated separately for District and Circuit cases.
- * A single Interview may involve more than one case, and a single defendant may have multiple interviews during a given period of time.



ADMINISTRATIVE OFFICE OF THE COURTS
Research and Statistics
Defendants in Custody May 11, 2022
Time in Custody (Days)
CASEY COUNTY

Percentile of the Time in Custody (Days)

Jurisdiction/ Level	Class	# of Interviews	25% Percentile of Interviews	50th Percentile of Interviews	75th Percentile of Interviews	95th Percentile of Interviews
Circuit Criminal	A	2	298.8	320.5	342.3	359.7
	B	5	344.0	353.0	393.0	506.6
	C	13	99.0	133.0	302.0	477.8
	D	17	83.0	134.0	175.0	475.6
	Total	37	114.0	161.0	353.0	518.2
District Felony	C	6	72.3	127.0	144.3	168.3
	D	20	42.5	63.5	122.3	370.1
	Total	26	44.3	66.5	144.3	356.3
District Misdemeanor	A	5	8.0	47.0	93.0	116.2
	B	5	133.0	176.0	207.0	493.4
	Total	10	17.8	107.5	165.3	403.9
Grand Total		68	56.0	132.0	227.0	485.2

* Data provided from the Pretrial Information Management System.

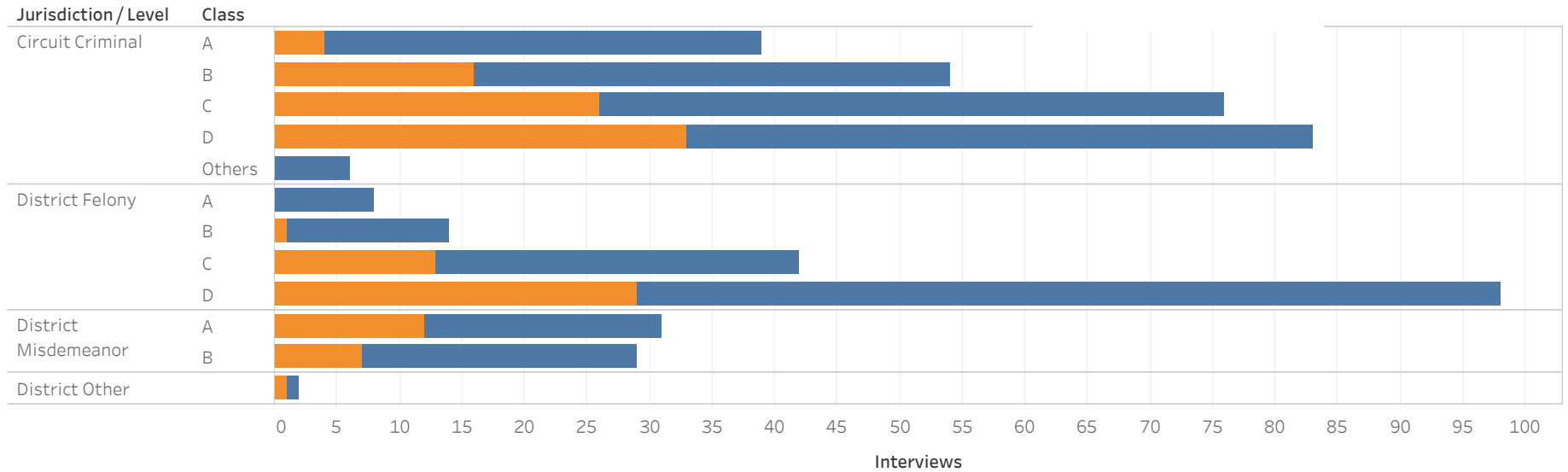
* Counts reflect distinct pretrial interviews within a given jurisdiction (Circuit or District Court). Time in custody is evaluated separately for District and Circuit cases.

* A single Interview may involve more than one case, and a single defendant may have multiple interviews during a given period of time.



**ADMINISTRATIVE OFFICE OF THE COURTS
Research and Statistics
Defendants in Custody May 11, 2022
CHRISTIAN COUNTY**

Current Holder
■ No Holder
■ Has Holder



Jurisdiction / Level	Class	No Holder	Probation	State Inmate	Contempt	Parole	Other	Non-Payment Fines / Restitution	County Inmate	Grand Total
Circuit Criminal	A	35	1		1	1	1			39
	B	38	2	6	2	2	3	1		54
	C	50	7	5	3	4	4	2	1	76
	D	50	9	5	4	8	3	4		83
	Others	6								6
District Felony	A	8								8
	B	13			1					14
	C	29	3	1	2	4	3			42
	D	69	8	7	8	2	3	1		98
District Misdemeanor	A	19		3	3	3		3		31
	B	22	2	1	3	1				29
District Other		1				1				2
Grand Total		300	29	27	23	21	14	9	1	424

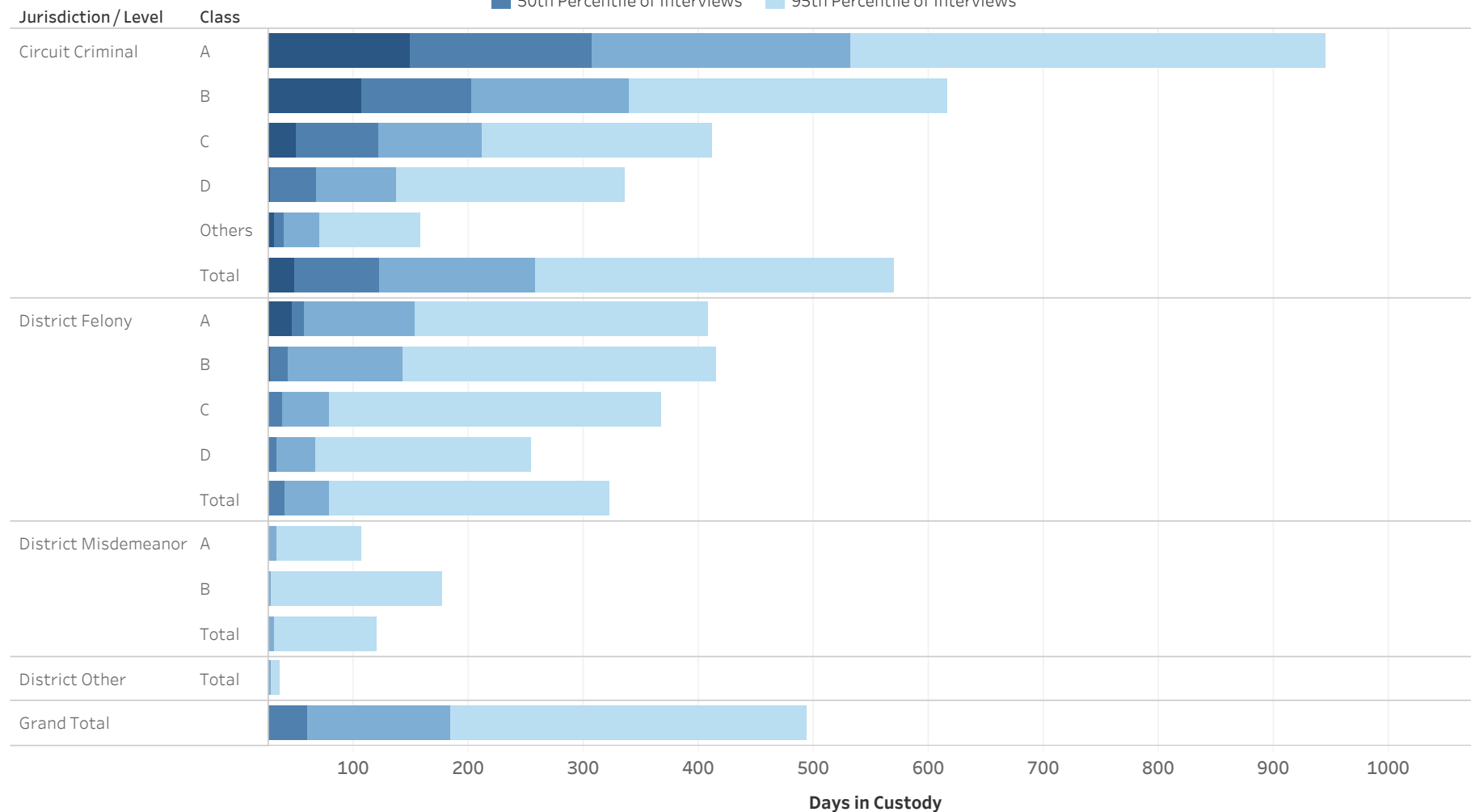
Statistical Analysis Considerations

- * Data provided from the Pretrial Information Management System.
- * Counts reflect distinct pretrial interviews within a given jurisdiction (Circuit or District Court). Time in custody is evaluated separately for District and Circuit cases.
- * A single Interview may involve more than one case, and a single defendant may have multiple interviews during a given period of time.



ADMINISTRATIVE OFFICE OF THE COURTS
Research and Statistics
Defendants in Custody May 11, 2022
Time in Custody (Days)
CHRISTIAN COUNTY

■ 25th Percentile of Interviews ■ 75th Percentile of Interviews
■ 50th Percentile of Interviews ■ 95th Percentile of Interviews



Statistical Analysis Considerations

- * Data provided from the Pretrial Information Management System.
- * Counts reflect distinct pretrial interviews within a given jurisdiction (Circuit or District Court). Time in custody is evaluated separately for District and Circuit cases.
- * A single Interview may involve more than one case, and a single defendant may have multiple interviews during a given period of time.



ADMINISTRATIVE OFFICE OF THE COURTS
Research and Statistics
Defendants in Custody May 11, 2022
Time in Custody (Days)
CHRISTIAN COUNTY

Percentile of the Time in Custody (Days)

Jurisdiction / Level	Class	# of Interviews	25% Percentile of Interviews	50th Percentile of Interviews	75th Percentile of Interviews	95th Percentile of Interviews
Circuit Criminal	A	39	148.5	307.0	531.5	945.3
	B	54	106.3	202.0	338.8	616.2
	C	76	49.8	121.0	211.8	411.8
	D	83	26.5	67.0	136.0	335.8
	Others	6	31.0	39.0	70.3	158.0
	Total		258	48.0	122.0	258.0
District Felony	A	8	46.0	56.5	153.8	407.9
	B	14	26.5	43.0	143.0	415.5
	C	42	15.3	37.5	78.8	367.5
	D	98	14.0	33.5	66.0	254.9
	Total		162	15.0	40.0	77.8
District Misdemeanor	A	31	4.0	15.0	32.5	107.0
	B	29	2.0	6.0	28.0	177.2
	Total	60	3.0	9.5	30.8	120.4
District Other	Total	2	10.8	19.5	28.3	35.3
Grand Total		424	20.3	59.5	183.8	494.1

* Data provided from the Pretrial Information Management System.

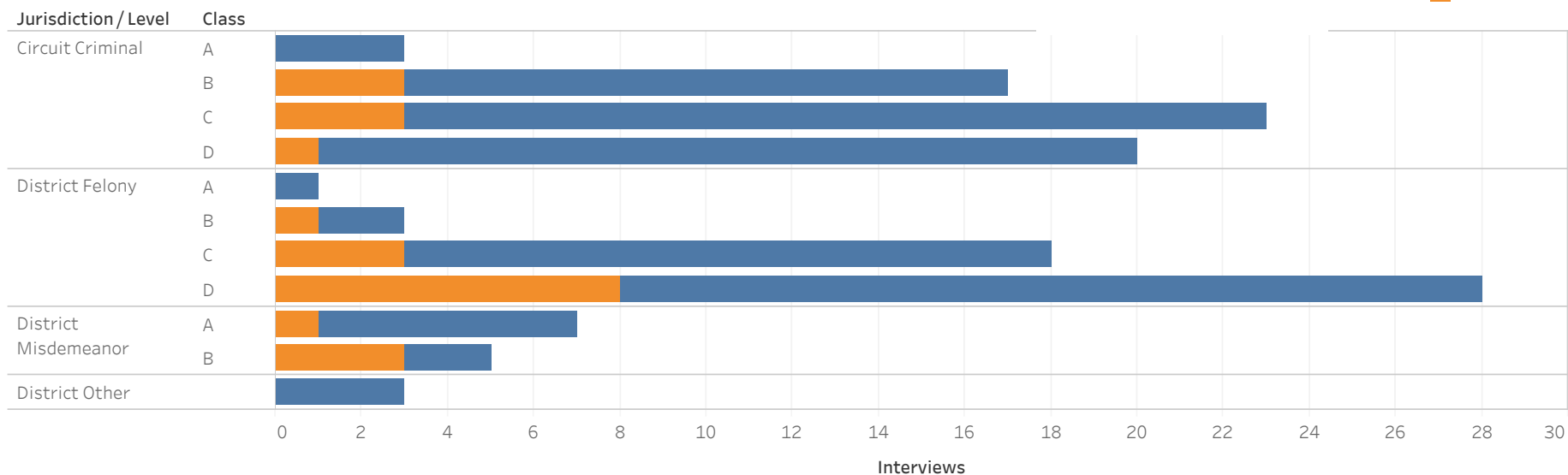
* Counts reflect distinct pretrial interviews within a given jurisdiction (Circuit or District Court). Time in custody is evaluated separately for District and Circuit cases.

* A single Interview may involve more than one case, and a single defendant may have multiple interviews during a given period of time.



**ADMINISTRATIVE OFFICE OF THE COURTS
Research and Statistics
Defendants in Custody May 11, 2022
CLARK COUNTY**

Current Holder
■ No Holder
■ Has Holder



Jurisdiction/Level	Class	No Holder	State Inmate	Probation	Parole	Non-Payment Fines/ Restitution	Other	County Inmate	Contempt	Grand Total
Circuit Criminal	A	3								3
	B	14	3							17
	C	20		2			1			23
	D	19	1							20
District Felony	A	1								1
	B	2				1				3
	C	15		1	1				1	18
	D	20		2	3	2		1		28
District Misdemeanor	A	6	1							7
	B	2	2	1						5
District Other		3								3
Grand Total		94	7	6	4	3	1	1	1	117

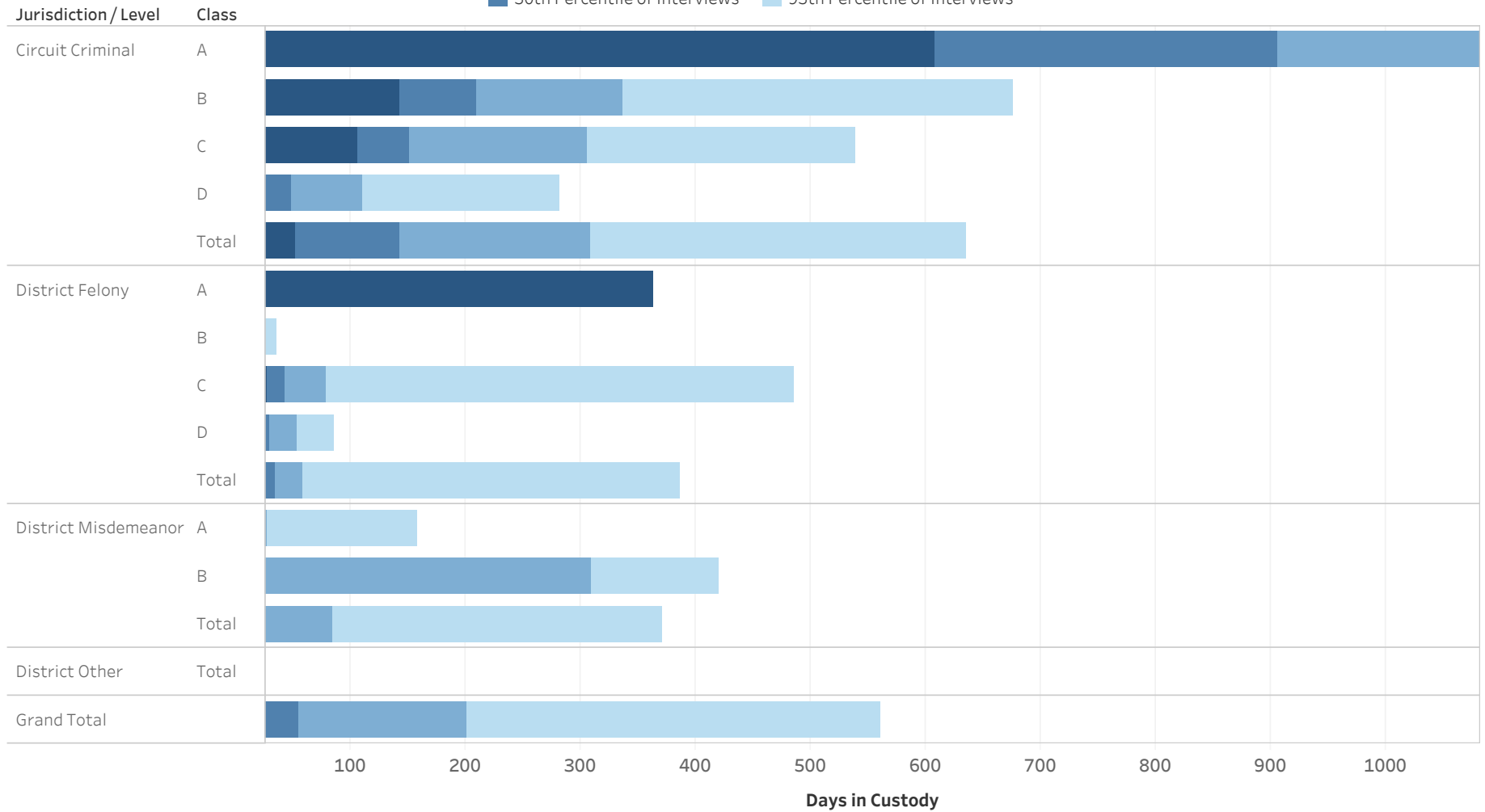
Statistical Analysis Considerations

- * Data provided from the Pretrial Information Management System.
- * Counts reflect distinct pretrial interviews within a given jurisdiction (Circuit or District Court). Time in custody is evaluated separately for District and Circuit cases.
- * A single Interview may involve more than one case, and a single defendant may have multiple interviews during a given period of time.



ADMINISTRATIVE OFFICE OF THE COURTS
Research and Statistics
Defendants in Custody May 11, 2022
Time in Custody (Days)
CLARK COUNTY

■ 25th Percentile of Interviews ■ 75th Percentile of Interviews
■ 50th Percentile of Interviews ■ 95th Percentile of Interviews



Statistical Analysis Considerations

- * Data provided from the Pretrial Information Management System.
- * Counts reflect distinct pretrial interviews within a given jurisdiction (Circuit or District Court). Time in custody is evaluated separately for District and Circuit cases.
- * A single Interview may involve more than one case, and a single defendant may have multiple interviews during a given period of time.



ADMINISTRATIVE OFFICE OF THE COURTS
Research and Statistics
Defendants in Custody May 11, 2022
Time in Custody (Days)
CLARK COUNTY

Percentile of the Time in Custody (Days)

Jurisdiction / Level	Class	# of Interviews	25% Percentile of Interviews	50th Percentile of Interviews	75th Percentile of Interviews	95th Percentile of Interviews
Circuit Criminal	A	3	608	905	1,257	1,539
	B	17	143	209	337	675
	C	23	106	151	306	539
	D	20	26	49	110	281
	Total	63	53	143	308	635
District Felony	A	1	363	363	363	363
	B	3	6	8	24	36
	C	18	28	43	78	485
	D	28	17	30	54	85
	Total	50	21	34	58	387
District Misdemeanor	A	7	3	6	27	158
	B	5	5	8	309	419
	Total	12	4	7	85	371
District Other	Total	3	2	3	6	8
Grand Total		117	22	55	200	560

* Data provided from the Pretrial Information Management System.

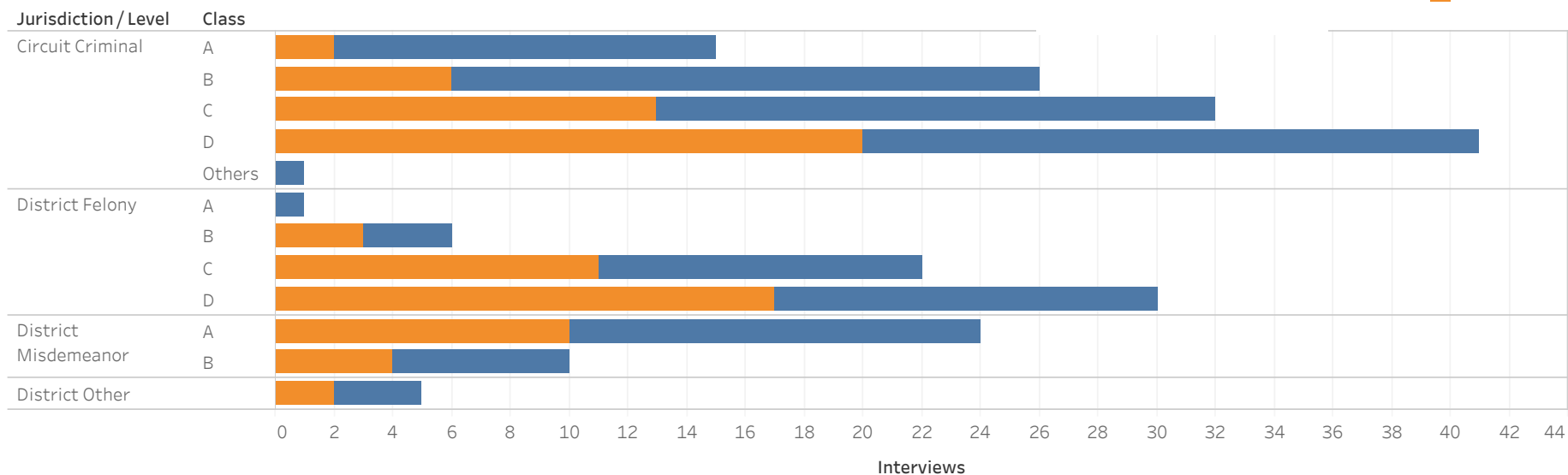
* Counts reflect distinct pretrial interviews within a given jurisdiction (Circuit or District Court). Time in custody is evaluated separately for District and Circuit cases.

* A single Interview may involve more than one case, and a single defendant may have multiple interviews during a given period of time.



ADMINISTRATIVE OFFICE OF THE COURTS
Research and Statistics
Defendants in Custody May 11, 2022
CLAY COUNTY

Current Holder
■ No Holder
■ Has Holder



Jurisdiction/Level	Class	No Holder	State Inmate	Probation	Non-Payment Fines/ Restitution	Contempt	Other	Parole	Federal Inmate	Grand Total
Circuit Criminal	A	13	1		1					15
	B	20	2	1	1	1	1			26
	C	19	4	2	1	2	2	1	1	32
	D	21	3	4	6	3	1	3		41
	Others	1								1
District Felony	A	1								1
	B	3	1	1	1					6
	C	11	4	3	1	1	1	1		22
	D	13	8	5	1	1	2			30
District Misdemeanor	A	14	4	1	2			2	1	24
	B	6	1	1	1				1	10
District Other		3	2							5
Grand Total		110	26	15	12	7	6	4	2	182

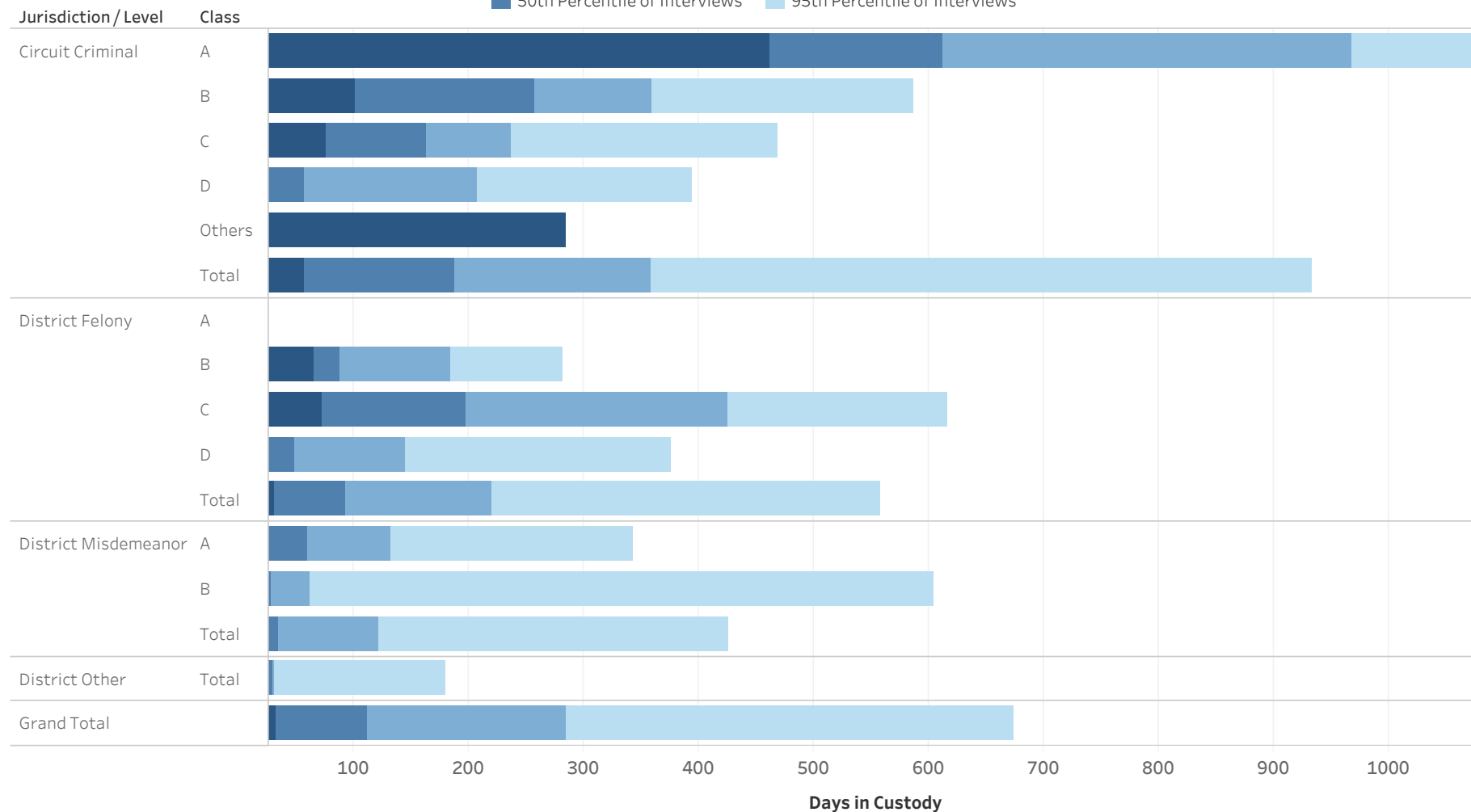
Statistical Analysis Considerations

- * Data provided from the Pretrial Information Management System.
- * Counts reflect distinct pretrial interviews within a given jurisdiction (Circuit or District Court). Time in custody is evaluated separately for District and Circuit cases.
- * A single Interview may involve more than one case, and a single defendant may have multiple interviews during a given period of time.



ADMINISTRATIVE OFFICE OF THE COURTS
Research and Statistics
Defendants in Custody May 11, 2022
Time in Custody (Days)
CLAY COUNTY

■ 25th Percentile of Interviews ■ 75th Percentile of Interviews
■ 50th Percentile of Interviews ■ 95th Percentile of Interviews



Statistical Analysis Considerations

- * Data provided from the Pretrial Information Management System.
- * Counts reflect distinct pretrial interviews within a given jurisdiction (Circuit or District Court). Time in custody is evaluated separately for District and Circuit cases.
- * A single Interview may involve more than one case, and a single defendant may have multiple interviews during a given period of time.



ADMINISTRATIVE OFFICE OF THE COURTS
Research and Statistics
Defendants in Custody May 11, 2022
Time in Custody (Days)
CLAY COUNTY

Percentile of the Time in Custody (Days)

Jurisdiction / Level	Class	# of Interviews	25% Percentile of Interviews	50th Percentile of Interviews	75th Percentile of Interviews	95th Percentile of Interviews
Circuit Criminal	A	15	462	611	967	2,503
	B	26	101	257	359	587
	C	32	76	163	236	468
	D	41	25	57	207	394
	Others	1	284	284	284	284
	Total		115	57	188	359
District Felony	A	1	9	9	9	9
	B	6	65	88	185	282
	C	22	72	198	425	616
	D	30	17	49	145	376
	Total		59	31	92	220
District Misdemeanor	A	24	18	59	132	342
	B	10	8	29	62	605
	Total		34	17	34	121
District Other	Total	5	14	30	31	179
Grand Total		182	32	112	284	674

* Data provided from the Pretrial Information Management System.

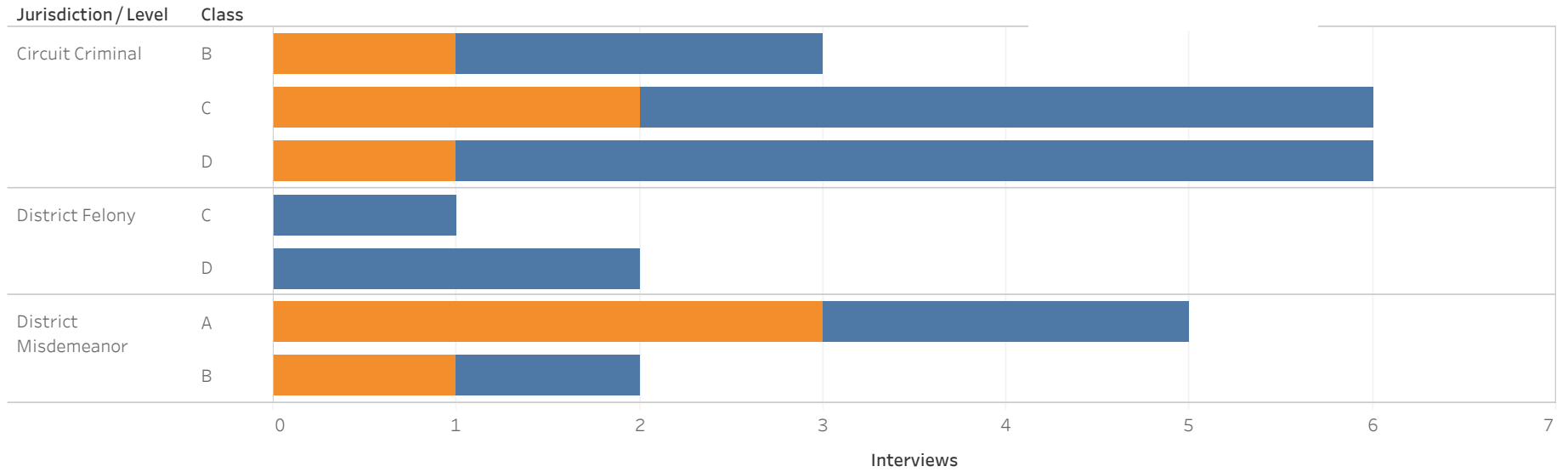
* Counts reflect distinct pretrial interviews within a given jurisdiction (Circuit or District Court). Time in custody is evaluated separately for District and Circuit cases.

* A single Interview may involve more than one case, and a single defendant may have multiple interviews during a given period of time.



ADMINISTRATIVE OFFICE OF THE COURTS
Research and Statistics
Defendants in Custody May 11, 2022
CLINTON COUNTY

Current Holder
■ No Holder
■ Has Holder



Jurisdiction/Level	Class	No Holder	Probation	Other	County Inmate	Grand Total
Circuit Criminal	B	2		1		3
	C	4		1	1	6
	D	5	1			6
District Felony	C	1				1
	D	2				2
District Misdemeanor	A	2	1		2	5
	B	1		1		2
Grand Total		15	2	2	2	21

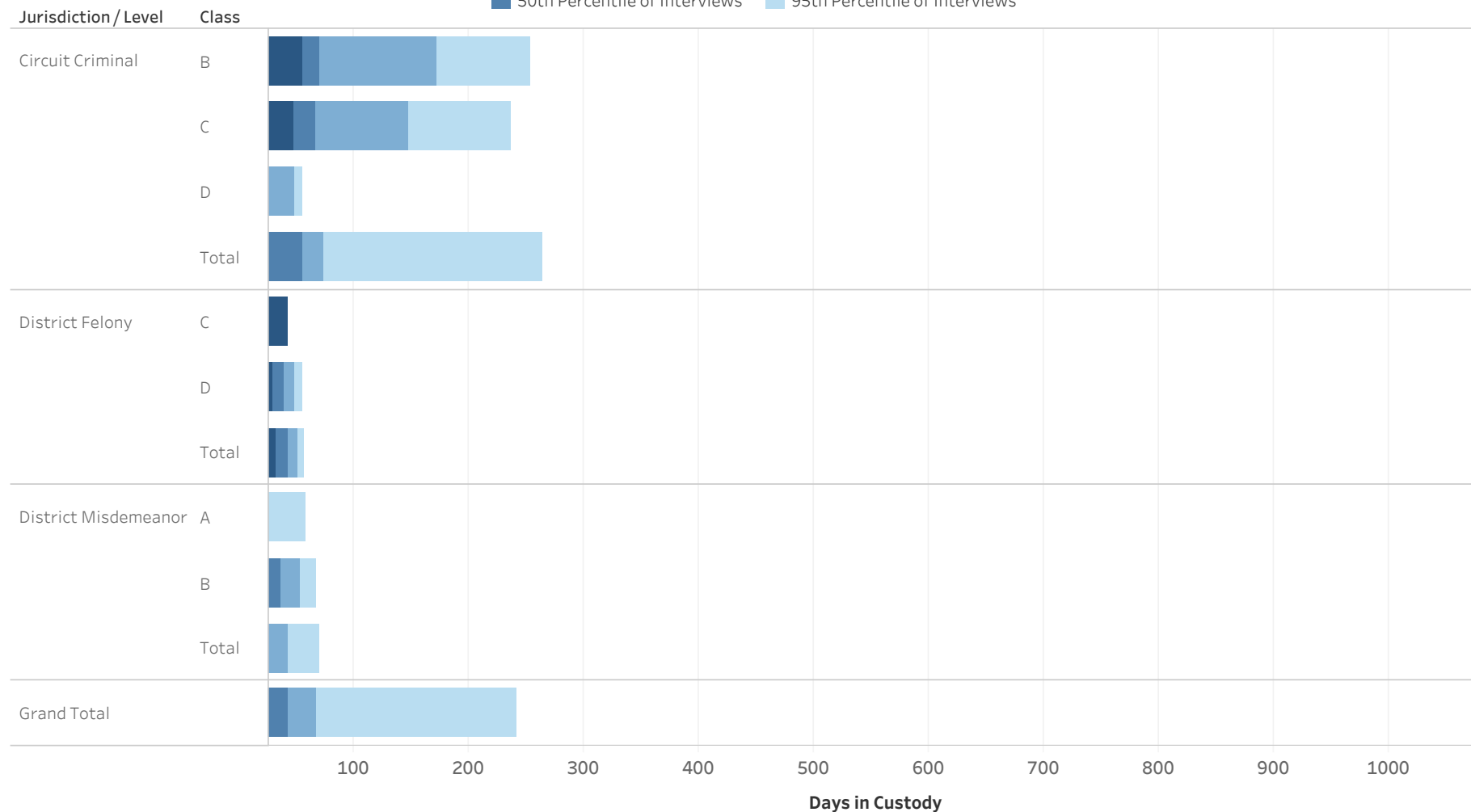
Statistical Analysis Considerations

- * Data provided from the Pretrial Information Management System.
- * Counts reflect distinct pretrial interviews within a given jurisdiction (Circuit or District Court). Time in custody is evaluated separately for District and Circuit cases.
- * A single Interview may involve more than one case, and a single defendant may have multiple interviews during a given period of time.



ADMINISTRATIVE OFFICE OF THE COURTS
Research and Statistics
Defendants in Custody May 11, 2022
Time in Custody (Days)
CLINTON COUNTY

■ 25th Percentile of Interviews ■ 75th Percentile of Interviews
■ 50th Percentile of Interviews ■ 95th Percentile of Interviews



Statistical Analysis Considerations

- * Data provided from the Pretrial Information Management System.
- * Counts reflect distinct pretrial interviews within a given jurisdiction (Circuit or District Court). Time in custody is evaluated separately for District and Circuit cases.
- * A single Interview may involve more than one case, and a single defendant may have multiple interviews during a given period of time.



ADMINISTRATIVE OFFICE OF THE COURTS
Research and Statistics
Defendants in Custody May 11, 2022
Time in Custody (Days)
CLINTON COUNTY

Percentile of the Time in Custody (Days)

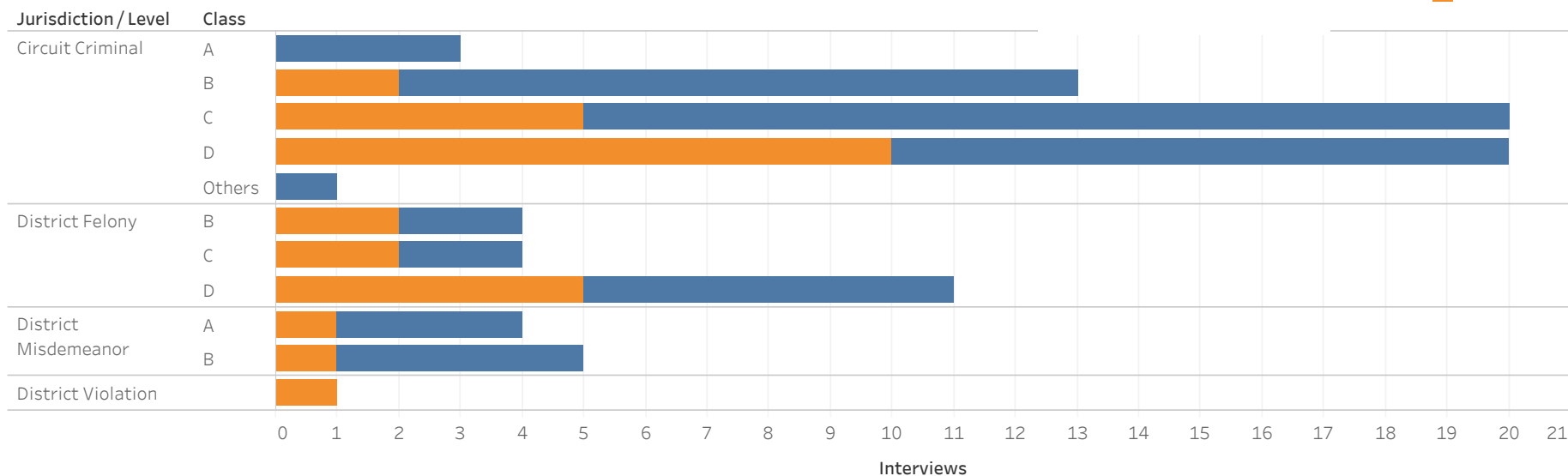
Jurisdiction / Level	Class	# of Interviews	25% Percentile of Interviews	50th Percentile of Interviews	75th Percentile of Interviews	95th Percentile of Interviews
Circuit Criminal	B	3	56.0	70.0	172.0	253.6
	C	6	47.0	66.5	147.5	237.0
	D	6	21.0	24.0	48.0	56.0
	Total	15	24.0	56.0	73.5	263.5
District Felony	C	1	43.0	43.0	43.0	43.0
	D	2	29.5	39.0	48.5	56.1
	Total	3	31.5	43.0	50.5	56.5
District Misdemeanor	A	5	13.0	16.0	16.0	57.6
	B	2	18.5	36.0	53.5	67.5
	Total	7	8.5	16.0	42.0	70.1
Grand Total		21	20.0	43.0	68.0	241.4

* Data provided from the Pretrial Information Management System.
 * Counts reflect distinct pretrial interviews within a given jurisdiction (Circuit or District Court). Time in custody is evaluated separately for District and Circuit cases.
 * A single Interview may involve more than one case, and a single defendant may have multiple interviews during a given period of time.



**ADMINISTRATIVE OFFICE OF THE COURTS
Research and Statistics
Defendants in Custody May 11, 2022
CRITTENDEN COUNTY**

Current Holder
■ No Holder
■ Has Holder



Jurisdiction / Level	Class	No Holder	State Inmate	Probation	Parole	Non-Payment Fines/ Restitution	Federal Inmate	Contempt	County Inmate	Grand Total
Circuit Criminal	A	3								3
	B	11	1	1						13
	C	15	2		1		1		1	20
	D	10	3	3		2	1	1		20
	Others	1								1
District Felony	B	2	1			1				4
	C	2		1	1					4
	D	6		1	1	1		2		11
District Misdemeanor	A	3			1					4
	B	4				1				5
District Violation				1						1
Grand Total		51	7	6	4	4	2	2	1	77

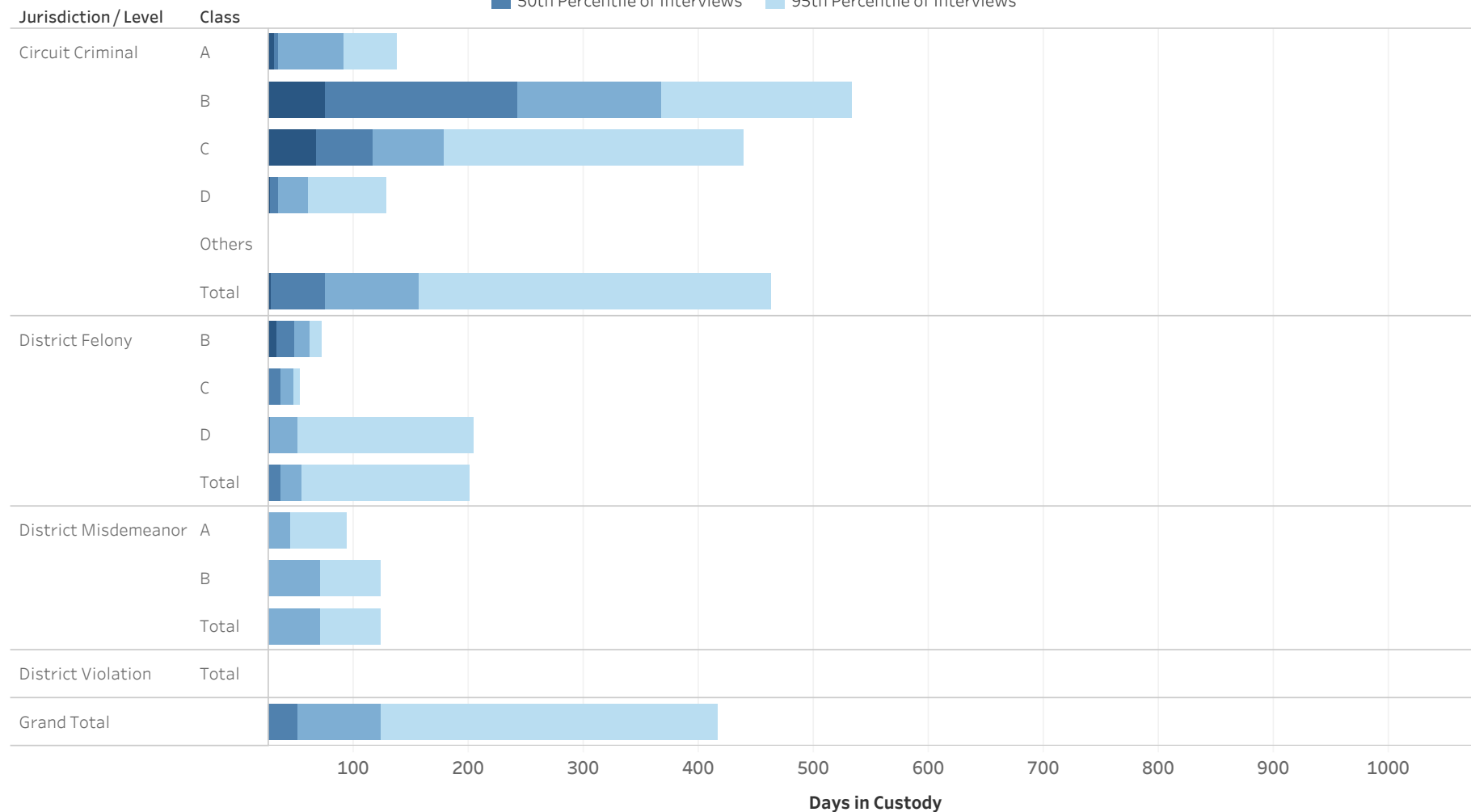
Statistical Analysis Considerations

- * Data provided from the Pretrial Information Management System.
- * Counts reflect distinct pretrial interviews within a given jurisdiction (Circuit or District Court). Time in custody is evaluated separately for District and Circuit cases.
- * A single Interview may involve more than one case, and a single defendant may have multiple interviews during a given period of time.



ADMINISTRATIVE OFFICE OF THE COURTS
Research and Statistics
Defendants in Custody May 11, 2022
Time in Custody (Days)
CRITTENDEN COUNTY

■ 25th Percentile of Interviews ■ 75th Percentile of Interviews
■ 50th Percentile of Interviews ■ 95th Percentile of Interviews



Statistical Analysis Considerations

- * Data provided from the Pretrial Information Management System.
- * Counts reflect distinct pretrial interviews within a given jurisdiction (Circuit or District Court). Time in custody is evaluated separately for District and Circuit cases.
- * A single Interview may involve more than one case, and a single defendant may have multiple interviews during a given period of time.



ADMINISTRATIVE OFFICE OF THE COURTS
Research and Statistics
Defendants in Custody May 11, 2022
Time in Custody (Days)
CRITTENDEN COUNTY

Percentile of the Time in Custody (Days)

Jurisdiction / Level	Class	# of Interviews	25% Percentile of Interviews	50th Percentile of Interviews	75th Percentile of Interviews	95th Percentile of Interviews
Circuit Criminal	A	3	31.0	34.0	91.5	137.5
	B	13	75.0	242.0	367.0	532.4
	C	20	67.0	116.5	177.8	439.5
	D	20	26.5	34.5	60.0	128.6
	Others	1	14.0	14.0	14.0	14.0
	Total		57	28.0	75.0	157.0
District Felony	B	4	33.0	49.0	61.5	72.3
	C	4	24.5	36.0	46.8	53.4
	D	11	22.5	27.0	51.0	204.0
	Total		19	22.5	36.0	55.0
District Misdemeanor	A	4	1.0	12.5	44.5	93.7
	B	5	15.0	17.0	71.0	123.0
	Total		9	2.0	17.0	71.0
District Violation	Total	1	8.0	8.0	8.0	8.0
Grand Total		77	22.3	51.0	124.0	416.5

* Data provided from the Pretrial Information Management System.

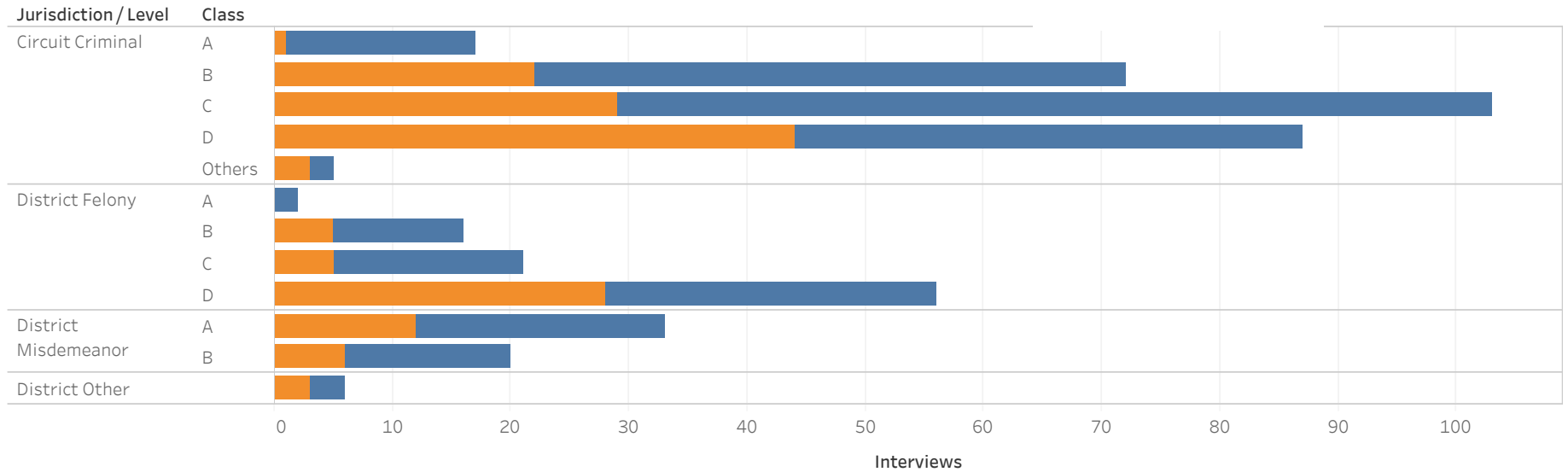
* Counts reflect distinct pretrial interviews within a given jurisdiction (Circuit or District Court). Time in custody is evaluated separately for District and Circuit cases.

* A single Interview may involve more than one case, and a single defendant may have multiple interviews during a given period of time.



ADMINISTRATIVE OFFICE OF THE COURTS
Research and Statistics
Defendants in Custody May 11, 2022
DAVIESS COUNTY

Current Holder
■ No Holder
■ Has Holder



Jurisdiction / Level	Class	No Holder	Probation	State Inmate	Non-Payment Fines/ Restitution	Parole	Other	Contempt	Federal Inmate	County Inmate	Grand Total
Circuit Criminal	A	16		1							17
	B	50	5	6	3	4	2	1	1		72
	C	74	9	9	7	2		1		1	103
	D	43	14	13	9	5	2	1			87
	Others	2	1		1	1					5
District Felony	A	2									2
	B	11	2		2	1					16
	C	16	1	1	1	2					21
	D	28	13	2	4	6	1	2			56
District Misdemeanor	A	21	3	3	2	2	1	1			33
	B	14	1	2	1		1		1		20
District Other		3			1	1		1			6
Grand Total		233	43	36	25	18	5	5	2	1	368

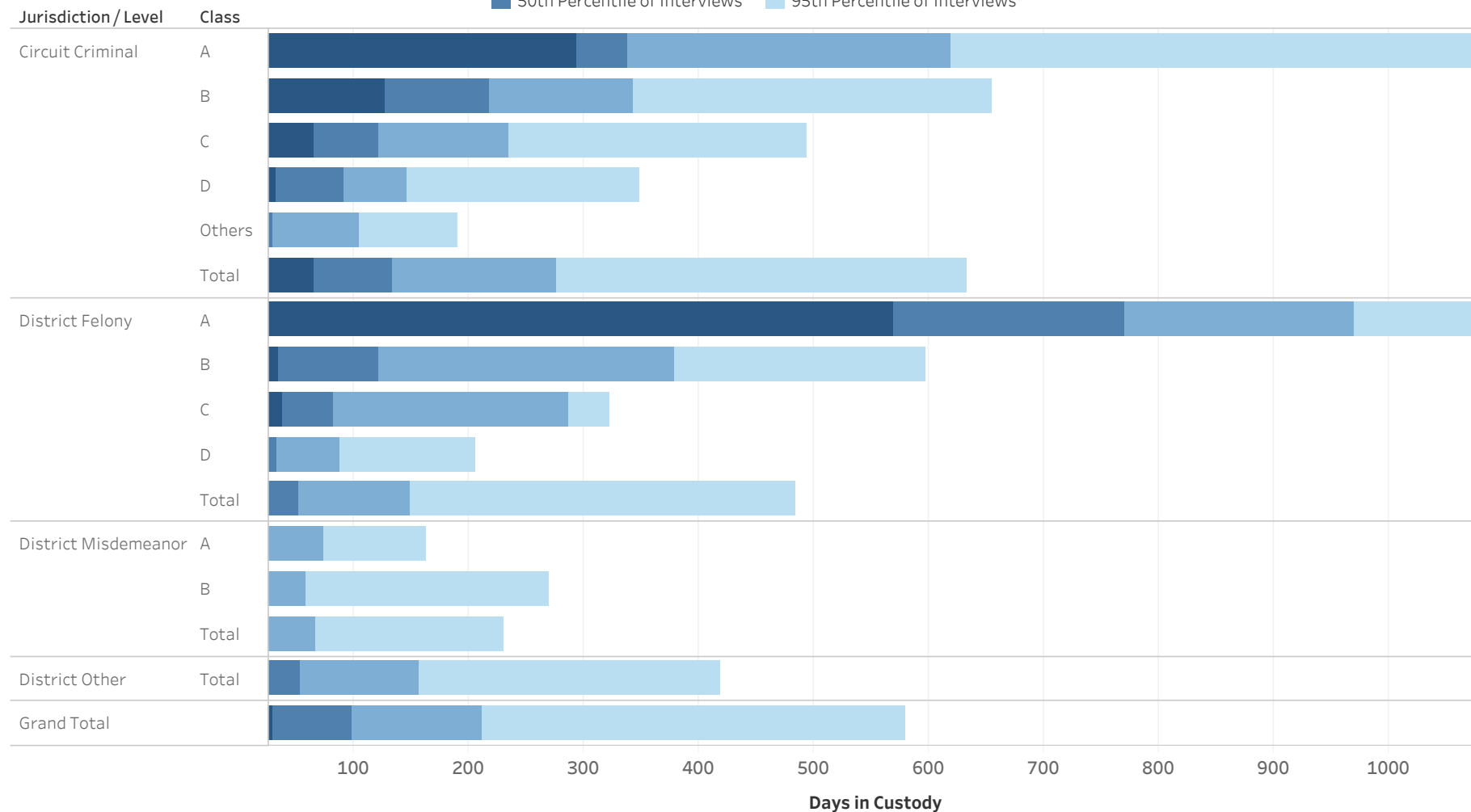
Statistical Analysis Considerations

- * Data provided from the Pretrial Information Management System.
- * Counts reflect distinct pretrial interviews within a given jurisdiction (Circuit or District Court). Time in custody is evaluated separately for District and Circuit cases.
- * A single Interview may involve more than one case, and a single defendant may have multiple interviews during a given period of time.



ADMINISTRATIVE OFFICE OF THE COURTS
Research and Statistics
Defendants in Custody May 11, 2022
Time in Custody (Days)
DAVIESS COUNTY

■ 25th Percentile of Interviews ■ 75th Percentile of Interviews
■ 50th Percentile of Interviews ■ 95th Percentile of Interviews



Statistical Analysis Considerations

- * Data provided from the Pretrial Information Management System.
- * Counts reflect distinct pretrial interviews within a given jurisdiction (Circuit or District Court). Time in custody is evaluated separately for District and Circuit cases.
- * A single Interview may involve more than one case, and a single defendant may have multiple interviews during a given period of time.



ADMINISTRATIVE OFFICE OF THE COURTS
Research and Statistics
Defendants in Custody May 11, 2022
Time in Custody (Days)
DAVISS COUNTY

Percentile of the Time in Custody (Days)

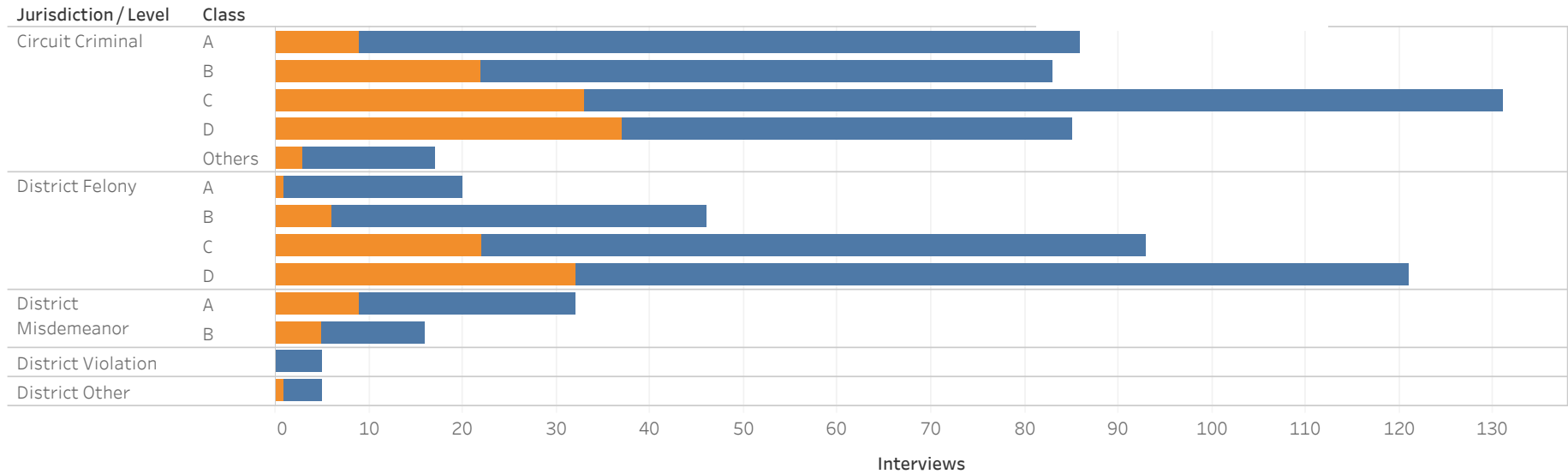
Jurisdiction / Level	Class	# of Interviews	25% Percentile of Interviews	50th Percentile of Interviews	75th Percentile of Interviews	95th Percentile of Interviews
Circuit Criminal	A	17	294	338	618	1,095
	B	72	127	218	343	655
	C	103	66	121	234	494
	D	87	32	91	147	349
	Others	5	13	30	104	190
	Total		284	66	133	276
District Felony	A	2	569	770	970	1,131
	B	16	35	121	379	597
	C	21	38	82	286	322
	D	56	8	33	88	206
	Total		95	15	52	149
District Misdemeanor	A	33	4	21	74	163
	B	20	4	13	58	270
	Total		53	4	20	66
District Other	Total	6	8	54	157	419
Grand Total		368	30	99	212	579

* Data provided from the Pretrial Information Management System.
 * Counts reflect distinct pretrial interviews within a given jurisdiction (Circuit or District Court). Time in custody is evaluated separately for District and Circuit cases.
 * A single Interview may involve more than one case, and a single defendant may have multiple interviews during a given period of time.



**ADMINISTRATIVE OFFICE OF THE COURTS
Research and Statistics
Defendants in Custody May 11, 2022
FAYETTE COUNTY**

Current Holder
■ No Holder
■ Has Holder



Jurisdiction/Level	Class	No Holder	Other	Probation	Non-Payment Fines/ Restitution	Parole	State Inmate	Federal Inmate	Contempt	Grand Total
Circuit Criminal	A	77	4	1	2	1	1			86
	B	61	10	3	5	1	2	1		83
	C	98	11	10	5	5		1	1	131
	D	48	12	10	9	5	1			85
	Others	14		2		1				17
District Felony	A	19						1		20
	B	40	2	1	1	1	1			46
	C	71	8	5	4	3	1		1	93
	D	89	10	8	8	3	1	1	1	121
District Misdemeanor	A	23	2	3	3				1	32
	B	11	2	2			1			16
District Other		4	1							5
District Violation		5								5
Grand Total		509	53	41	31	19	8	4	3	668

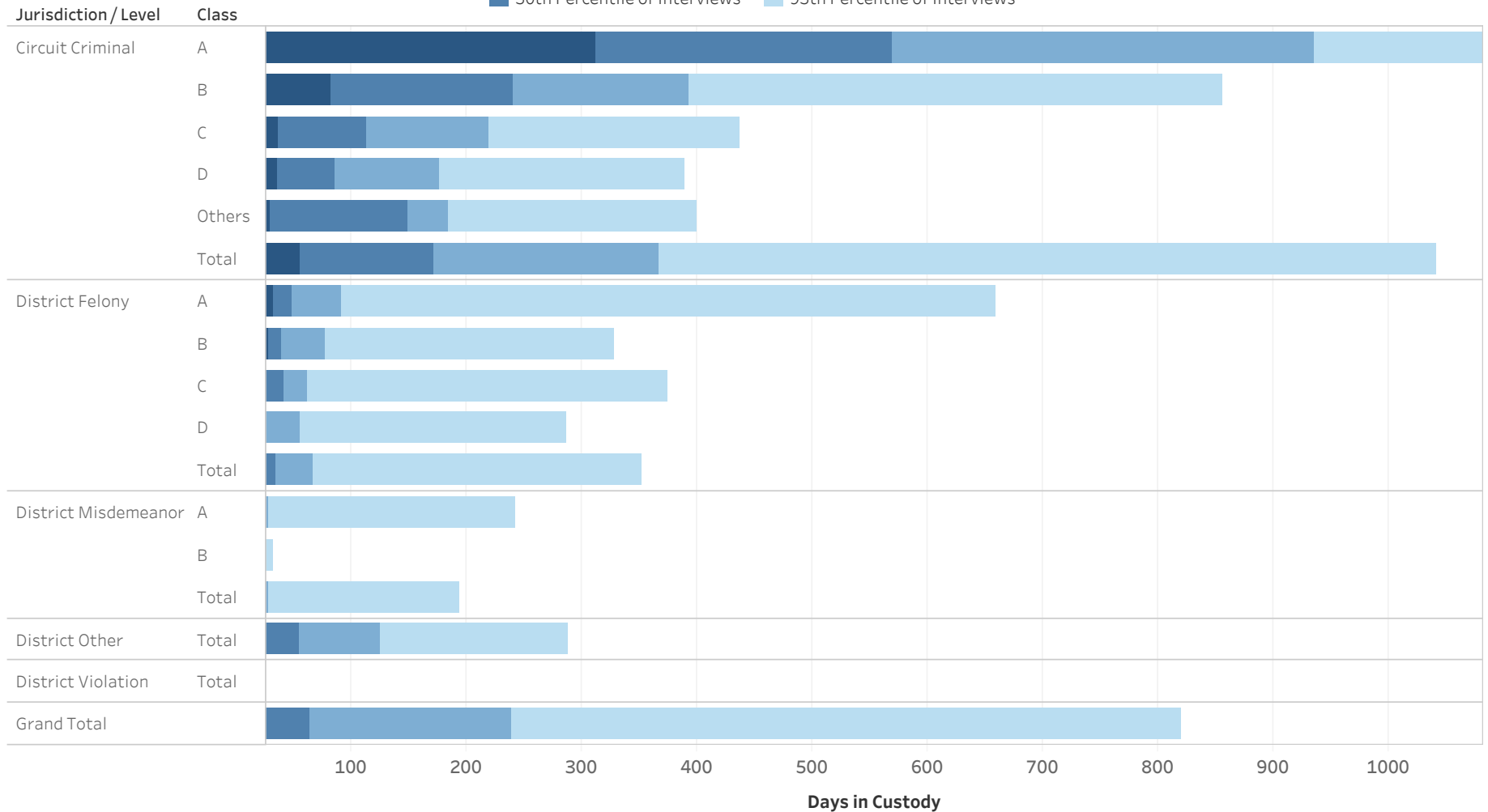
Statistical Analysis Considerations

- * Data provided from the Pretrial Information Management System.
- * Counts reflect distinct pretrial interviews within a given jurisdiction (Circuit or District Court). Time in custody is evaluated separately for District and Circuit cases.
- * A single Interview may involve more than one case, and a single defendant may have multiple interviews during a given period of time.



ADMINISTRATIVE OFFICE OF THE COURTS
Research and Statistics
Defendants in Custody May 11, 2022
Time in Custody (Days)
FAYETTE COUNTY

■ 25th Percentile of Interviews ■ 75th Percentile of Interviews
■ 50th Percentile of Interviews ■ 95th Percentile of Interviews



Statistical Analysis Considerations

- * Data provided from the Pretrial Information Management System.
- * Counts reflect distinct pretrial interviews within a given jurisdiction (Circuit or District Court). Time in custody is evaluated separately for District and Circuit cases.
- * A single Interview may involve more than one case, and a single defendant may have multiple interviews during a given period of time.



ADMINISTRATIVE OFFICE OF THE COURTS
Research and Statistics
Defendants in Custody May 11, 2022
Time in Custody (Days)
FAYETTE COUNTY

Percentile of the Time in Custody (Days)

Jurisdiction / Level	Class	# of Interviews	25% Percentile of Interviews	50th Percentile of Interviews	75th Percentile of Interviews	95th Percentile of Interviews
Circuit Criminal	A	86	312	569	935	1,698
	B	83	82	240	393	856
	C	131	37	113	219	436
	D	85	35	85	176	389
	Others	17	29	148	184	400
	Total	402	56	171	366	1,041
District Felony	A	20	32	49	91	659
	B	46	28	40	77	328
	C	93	15	41	61	375
	D	121	7	23	56	286
	Total	280	12	34	66	352
District Misdemeanor	A	32	5	11	28	243
	B	16	4	15	21	32
	Total	48	5	11	28	194
District Other	Total	5	20	55	125	288
District Violation	Total	5	1	2	6	14
Grand Total		668	23	64	239	820

* Data provided from the Pretrial Information Management System.

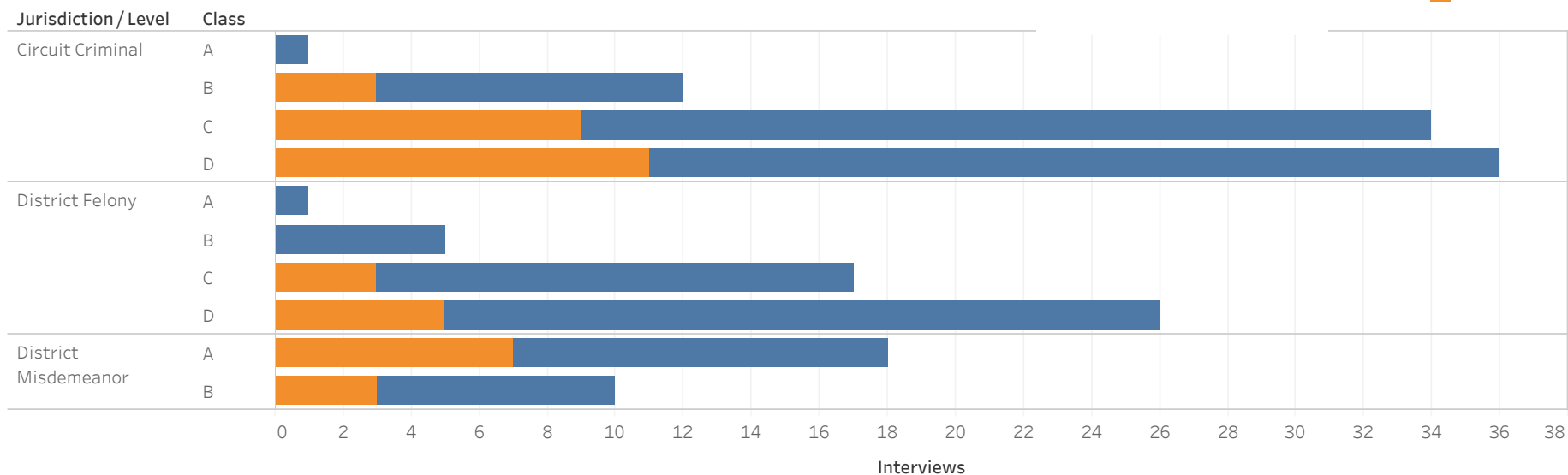
* Counts reflect distinct pretrial interviews within a given jurisdiction (Circuit or District Court). Time in custody is evaluated separately for District and Circuit cases.

* A single Interview may involve more than one case, and a single defendant may have multiple interviews during a given period of time.



ADMINISTRATIVE OFFICE OF THE COURTS
Research and Statistics
Defendants in Custody May 11, 2022
FLOYD COUNTY

Current Holder
■ No Holder
■ Has Holder



Jurisdiction/Level	Class	No Holder	Probation	Other	Non-Payment Fines/ Restitution	Contempt	State Inmate	Parole	County Inmate	Grand Total
Circuit Criminal	A	1								1
	B	9			1		1		1	12
	C	25	3	3	2	1				34
	D	25	2	4	1	2	1	1		36
District Felony	A	1								1
	B	5								5
	C	14	1		1				1	17
	D	21	2	1	1	1				26
District Misdemeanor	A	11	3	3	1					18
	B	7	1	1				1		10
Grand Total		90	10	9	6	4	2	2	1	124

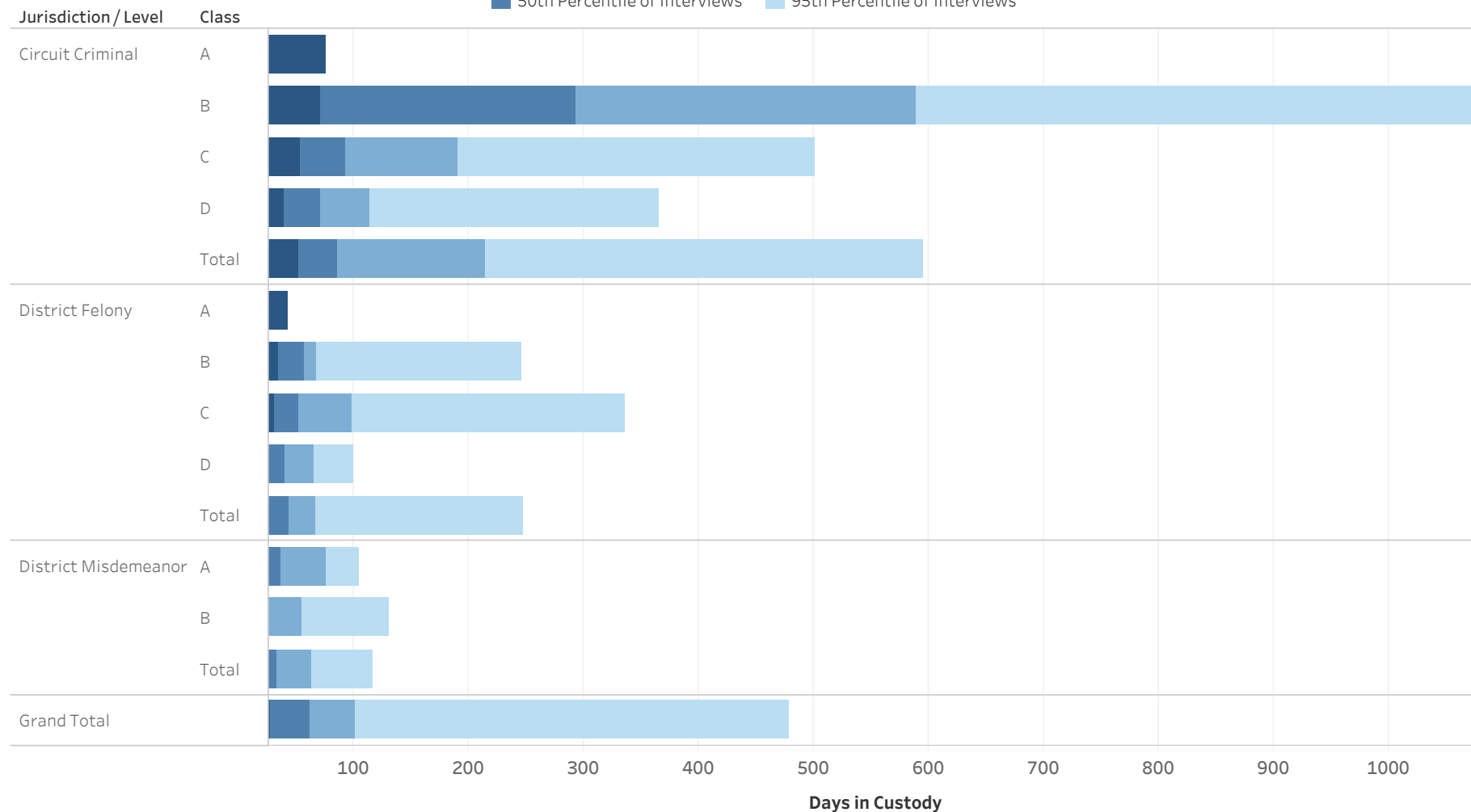
Statistical Analysis Considerations

- * Data provided from the Pretrial Information Management System.
- * Counts reflect distinct pretrial interviews within a given jurisdiction (Circuit or District Court). Time in custody is evaluated separately for District and Circuit cases.
- * A single Interview may involve more than one case, and a single defendant may have multiple interviews during a given period of time.



ADMINISTRATIVE OFFICE OF THE COURTS
Research and Statistics
Defendants in Custody May 11, 2022
Time in Custody (Days)
FLOYD COUNTY

■ 25th Percentile of Interviews ■ 75th Percentile of Interviews
■ 50th Percentile of Interviews ■ 95th Percentile of Interviews



Statistical Analysis Considerations

- * Data provided from the Pretrial Information Management System.
- * Counts reflect distinct pretrial interviews within a given jurisdiction (Circuit or District Court). Time in custody is evaluated separately for District and Circuit cases.
- * A single Interview may involve more than one case, and a single defendant may have multiple interviews during a given period of time.



ADMINISTRATIVE OFFICE OF THE COURTS
Research and Statistics
Defendants in Custody May 11, 2022
Time in Custody (Days)
FLOYD COUNTY

Percentile of the Time in Custody (Days)

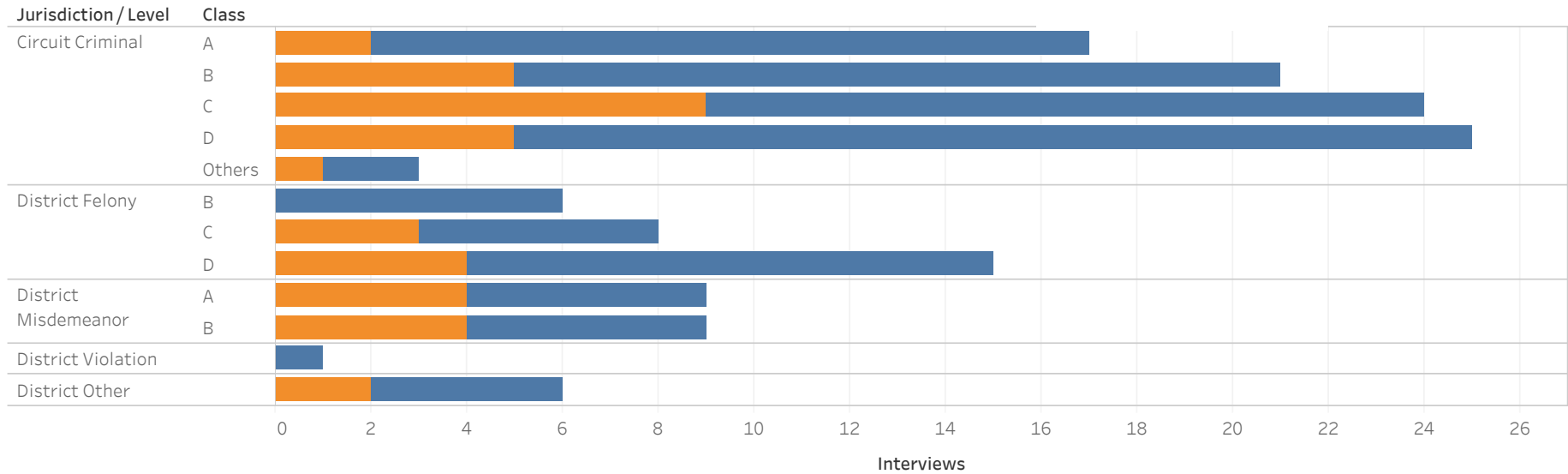
Jurisdiction / Level	Class	# of Interviews	25% Percentile of Interviews	50th Percentile of Interviews	75th Percentile of Interviews	95th Percentile of Interviews
Circuit Criminal	A	1	76	76	76	76
	B	12	71	293	589	1,294
	C	34	53	92	190	500
	D	36	39	72	115	365
	Total	83	52	85	215	595
District Felony	A	1	43	43	43	43
	B	5	34	57	68	246
	C	17	31	52	98	336
	D	26	13	41	65	99
	Total	49	16	44	66	248
District Misdemeanor	A	18	7	36	76	104
	B	10	8	17	55	130
	Total	28	7	34	63	117
Grand Total		124	27	62	101	478

* Data provided from the Pretrial Information Management System.
 * Counts reflect distinct pretrial interviews within a given jurisdiction (Circuit or District Court). Time in custody is evaluated separately for District and Circuit cases.
 * A single Interview may involve more than one case, and a single defendant may have multiple interviews during a given period of time.



ADMINISTRATIVE OFFICE OF THE COURTS
Research and Statistics
Defendants in Custody May 11, 2022
FRANKLIN COUNTY

Current Holder
■ No Holder
■ Has Holder



Jurisdiction / Level	Class	No Holder	Probation	Non-Payment Fines / Restitution	State Inmate	Contempt	Other	Parole	Grand Total
Circuit Criminal	A	15		1	1				17
	B	16	4		1				21
	C	15	4	3	1	1			24
	D	20	1	3				1	25
	Others	2	1						3
District Felony	B	6							6
	C	5	1	1		1			8
	D	11	1	2		1			15
District Misdemeanor	A	5		2		2			9
	B	5	1	1	1		1		9
District Other		4		1			1		6
District Violation		1							1
Grand Total		99	12	12	4	4	2	1	134

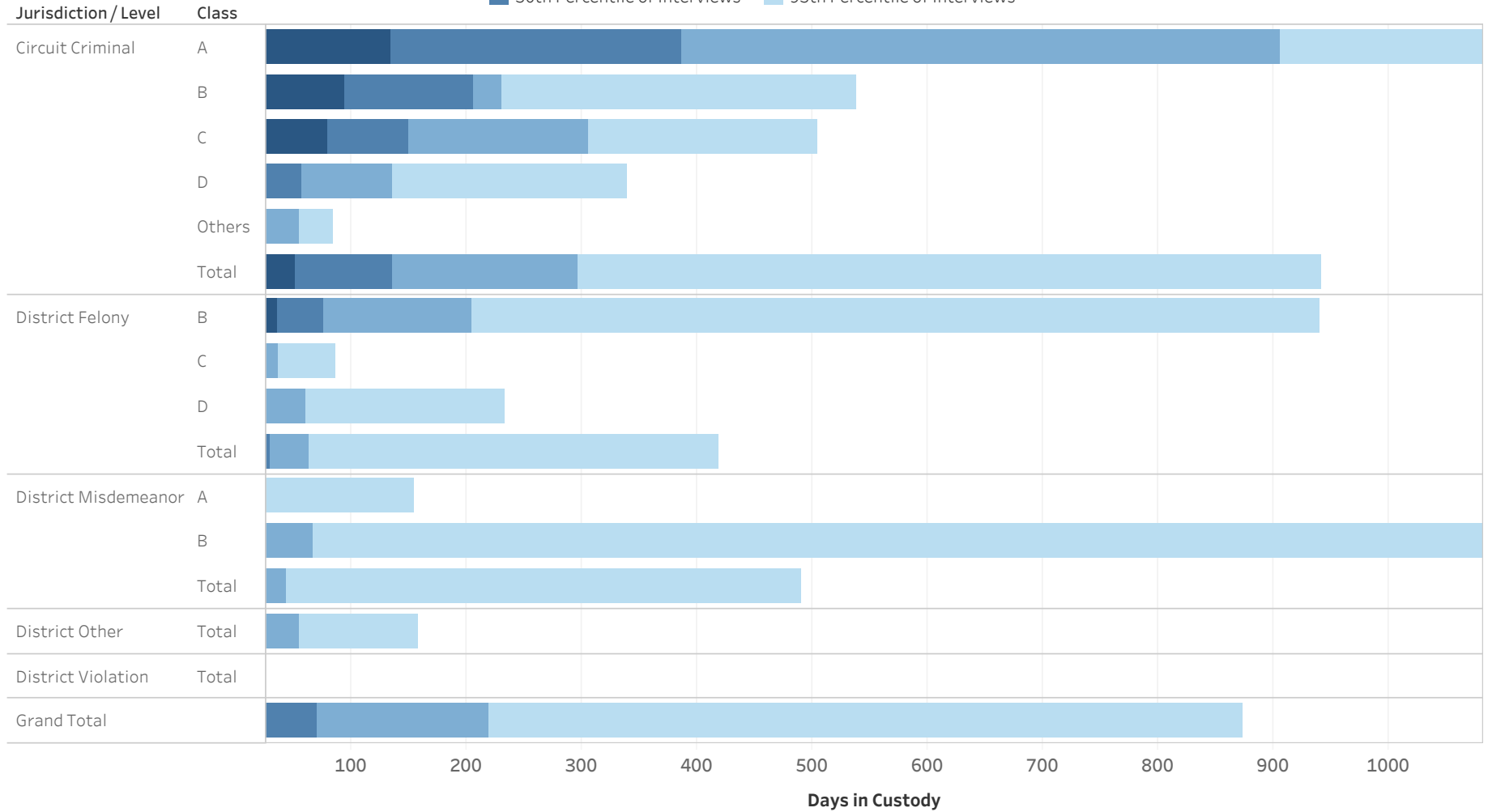
Statistical Analysis Considerations

- * Data provided from the Pretrial Information Management System.
- * Counts reflect distinct pretrial interviews within a given jurisdiction (Circuit or District Court). Time in custody is evaluated separately for District and Circuit cases.
- * A single Interview may involve more than one case, and a single defendant may have multiple interviews during a given period of time.



ADMINISTRATIVE OFFICE OF THE COURTS
Research and Statistics
Defendants in Custody May 11, 2022
Time in Custody (Days)
FRANKLIN COUNTY

■ 25th Percentile of Interviews ■ 75th Percentile of Interviews
■ 50th Percentile of Interviews ■ 95th Percentile of Interviews



Statistical Analysis Considerations

- * Data provided from the Pretrial Information Management System.
- * Counts reflect distinct pretrial interviews within a given jurisdiction (Circuit or District Court). Time in custody is evaluated separately for District and Circuit cases.
- * A single Interview may involve more than one case, and a single defendant may have multiple interviews during a given period of time.



ADMINISTRATIVE OFFICE OF THE COURTS
Research and Statistics
Defendants in Custody May 11, 2022
Time in Custody (Days)
FRANKLIN COUNTY

Percentile of the Time in Custody (Days)

Jurisdiction / Level	Class	# of Interviews	25% Percentile of Interviews	50th Percentile of Interviews	75th Percentile of Interviews	95th Percentile of Interviews
Circuit Criminal	A	17	134	386	906	1,496
	B	21	94	205	231	538
	C	24	80	150	306	505
	D	25	26	57	135	339
	Others	3	12	19	55	84
	Total		90	51	135	296
District Felony	B	6	35	76	205	940
	C	8	13	21	37	87
	D	15	5	23	61	233
	Total		29	7	29	63
District Misdemeanor	A	9	4	11	18	155
	B	9	15	23	66	1,223
	Total		18	4	17	44
District Other	Total	6	7	11	55	158
District Violation	Total	1	6	6	6	6
Grand Total		134	20	70	218	873

* Data provided from the Pretrial Information Management System.

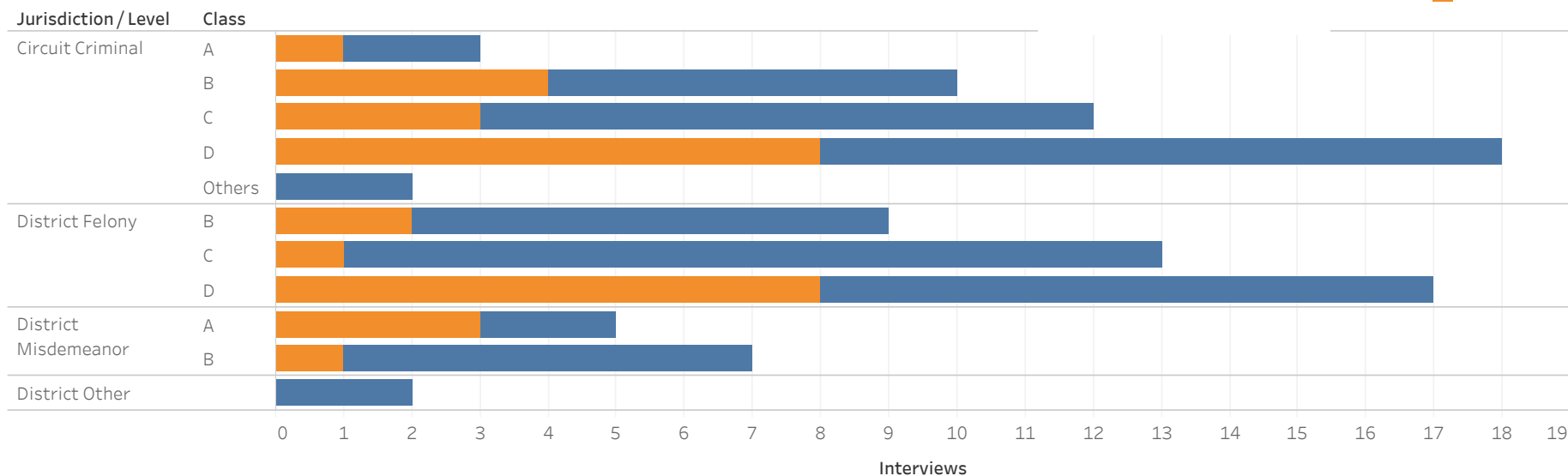
* Counts reflect distinct pretrial interviews within a given jurisdiction (Circuit or District Court). Time in custody is evaluated separately for District and Circuit cases.

* A single Interview may involve more than one case, and a single defendant may have multiple interviews during a given period of time.



**ADMINISTRATIVE OFFICE OF THE COURTS
Research and Statistics
Defendants in Custody May 11, 2022
FULTON COUNTY**

Current Holder
■ No Holder
■ Has Holder



Jurisdiction / Level	Class	No Holder	State Inmate	Probation	Parole	Other	Non-Payment Fines/ Restitution	County Inmate	Grand Total
Circuit Criminal	A	2	0	0	1	0	0	0	3
	B	6	2	1	1	0	0	0	10
	C	9	3	0	0	0	0	0	12
	D	10	3	4	0	0	1	0	18
	Others	2	0	0	0	0	0	0	2
District Felony	B	7	2	0	0	0	0	0	9
	C	12	1	0	0	0	0	0	13
	D	9	4	2	1	0	0	1	17
District Misdemeanor	A	2	0	0	1	1	1	0	5
	B	6	1	0	0	0	0	0	7
District Other		2	0	0	0	0	0	0	2
Grand Total		63	16	6	4	1	1	1	92

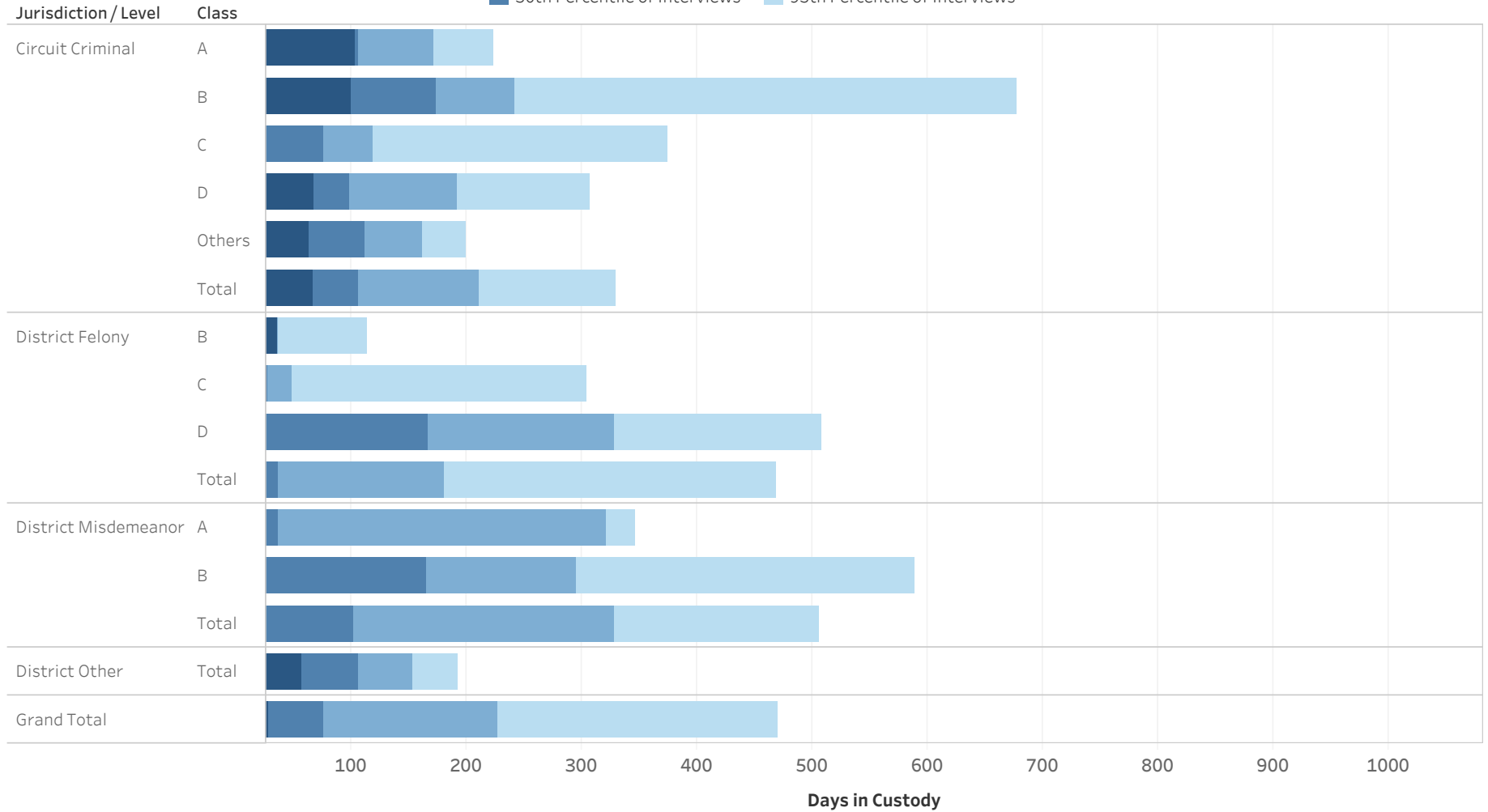
Statistical Analysis Considerations

- * Data provided from the Pretrial Information Management System.
- * Counts reflect distinct pretrial interviews within a given jurisdiction (Circuit or District Court). Time in custody is evaluated separately for District and Circuit cases.
- * A single Interview may involve more than one case, and a single defendant may have multiple interviews during a given period of time.



ADMINISTRATIVE OFFICE OF THE COURTS
Research and Statistics
Defendants in Custody May 11, 2022
Time in Custody (Days)
FULTON COUNTY

■ 25th Percentile of Interviews ■ 75th Percentile of Interviews
■ 50th Percentile of Interviews ■ 95th Percentile of Interviews



Statistical Analysis Considerations

- * Data provided from the Pretrial Information Management System.
- * Counts reflect distinct pretrial interviews within a given jurisdiction (Circuit or District Court). Time in custody is evaluated separately for District and Circuit cases.
- * A single Interview may involve more than one case, and a single defendant may have multiple interviews during a given period of time.



ADMINISTRATIVE OFFICE OF THE COURTS
Research and Statistics
Defendants in Custody May 11, 2022
Time in Custody (Days)
FULTON COUNTY

Percentile of the Time in Custody (Days)

Jurisdiction / Level	Class	# of Interviews	25% Percentile of Interviews	50th Percentile of Interviews	75th Percentile of Interviews	95th Percentile of Interviews
Circuit Criminal	A	3	103.5	106.0	171.5	223.9
	B	10	99.5	174.0	241.8	677.0
	C	12	24.5	76.0	119.0	375.0
	D	18	67.3	98.5	191.8	307.0
	Others	2	63.0	112.0	161.0	200.2
	Total		45	66.0	106.0	210.0
District Felony	B	9	35.0	35.0	37.0	114.0
	C	13	22.0	27.0	49.0	304.8
	D	17	13.0	166.0	328.0	507.8
	Total		39	22.0	37.0	181.0
District Misdemeanor	A	5	20.0	36.0	321.0	345.8
	B	7	25.5	165.0	294.5	588.7
	Total		12	18.3	101.5	328.8
District Other	Total	2	57.3	105.5	153.8	192.4
Grand Total		92	28.3	75.5	226.5	469.7

* Data provided from the Pretrial Information Management System.

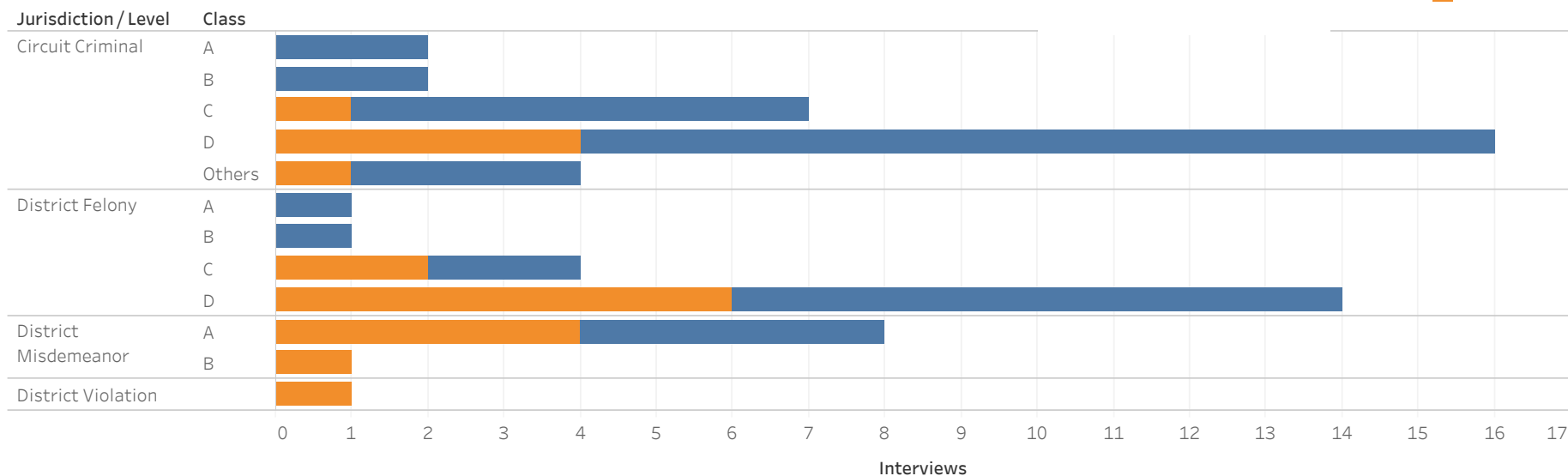
* Counts reflect distinct pretrial interviews within a given jurisdiction (Circuit or District Court). Time in custody is evaluated separately for District and Circuit cases.

* A single Interview may involve more than one case, and a single defendant may have multiple interviews during a given period of time.



ADMINISTRATIVE OFFICE OF THE COURTS
Research and Statistics
Defendants in Custody May 11, 2022
GRANT COUNTY

Current Holder
■ No Holder
■ Has Holder



Jurisdiction / Level	Class	No Holder	Probation	State Inmate	Non-Payment Fines / Restitution	Other	Grand Total
Circuit Criminal	A	2					2
	B	2					2
	C	6	1				7
	D	12	1	2	1		16
	Others	3			1		4
District Felony	A	1					1
	B	1					1
	C	2	1	1			4
	D	8	2	1	3		14
District Misdemeanor	A	4	3			1	8
	B				1		1
District Violation			1				1
Grand Total		34	7	4	4	1	50

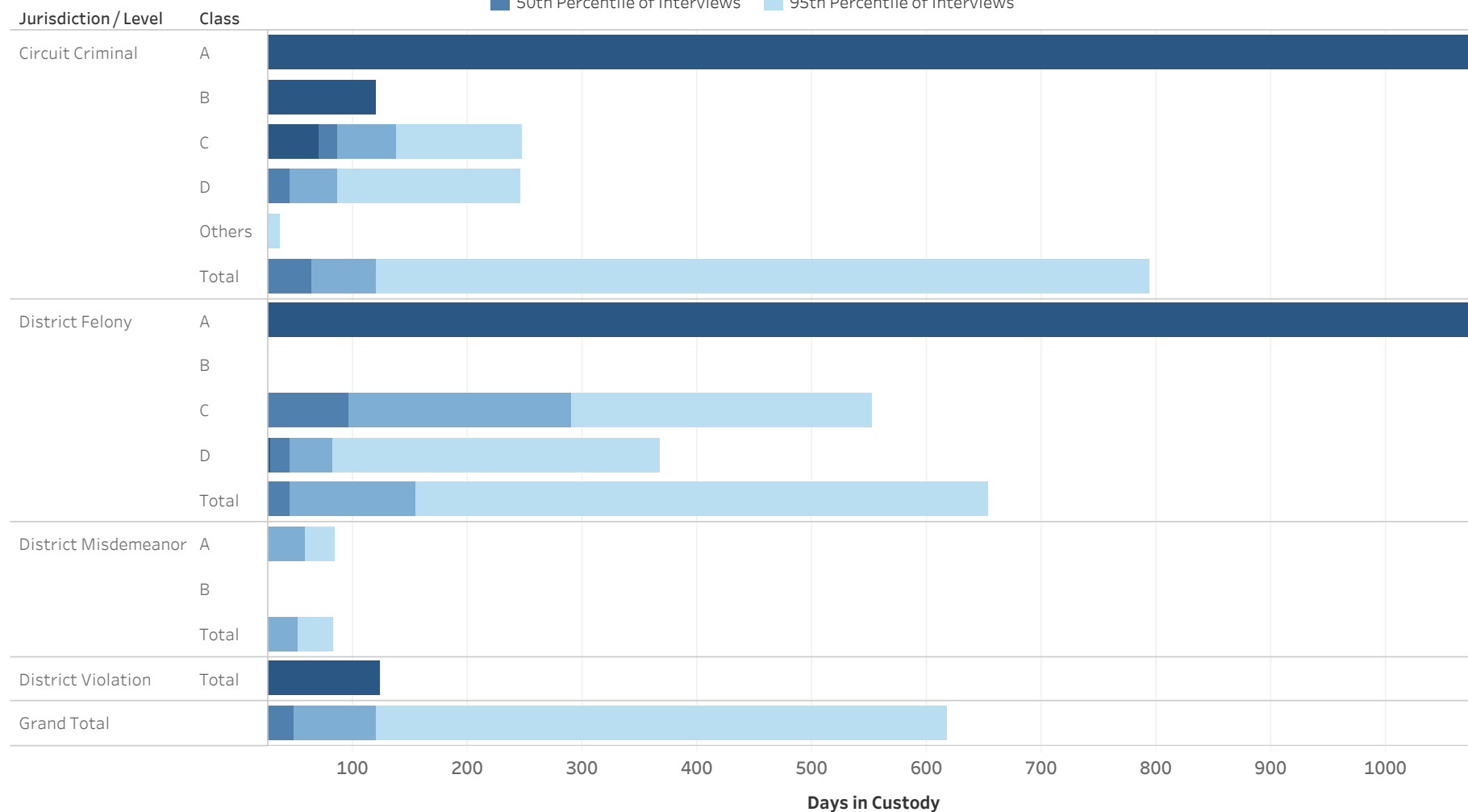
Statistical Analysis Considerations

- * Data provided from the Pretrial Information Management System.
- * Counts reflect distinct pretrial interviews within a given jurisdiction (Circuit or District Court). Time in custody is evaluated separately for District and Circuit cases.
- * A single Interview may involve more than one case, and a single defendant may have multiple interviews during a given period of time.



ADMINISTRATIVE OFFICE OF THE COURTS
Research and Statistics
Defendants in Custody May 11, 2022
Time in Custody (Days)
GRANT COUNTY

■ 25th Percentile of Interviews ■ 75th Percentile of Interviews
■ 50th Percentile of Interviews ■ 95th Percentile of Interviews



Statistical Analysis Considerations

- * Data provided from the Pretrial Information Management System.
- * Counts reflect distinct pretrial interviews within a given jurisdiction (Circuit or District Court). Time in custody is evaluated separately for District and Circuit cases.
- * A single Interview may involve more than one case, and a single defendant may have multiple interviews during a given period of time.



ADMINISTRATIVE OFFICE OF THE COURTS
Research and Statistics
Defendants in Custody May 11, 2022
Time in Custody (Days)
GRANT COUNTY

Percentile of the Time in Custody (Days)

Jurisdiction / Level	Class	# of Interviews	25% Percentile of Interviews	50th Percentile of Interviews	75th Percentile of Interviews	95th Percentile of Interviews
Circuit Criminal	A	2	1,317	1,324	1,331	1,337
	B	2	120	120	120	120
	C	7	70	87	138	247
	D	16	25	45	87	246
	Others	4	6	10	20	37
	Total		31	24	64	120
District Felony	A	1	1,331	1,331	1,331	1,331
	B	1	7	7	7	7
	C	4	9	96	290	552
	D	14	29	45	81	368
	Total		20	20	45	155
District Misdemeanor	A	8	3	16	59	84
	B	1	4	4	4	4
	Total		9	3	5	83
District Violation	Total	1	124	124	124	124
Grand Total		50	13	49	120	617

* Data provided from the Pretrial Information Management System.

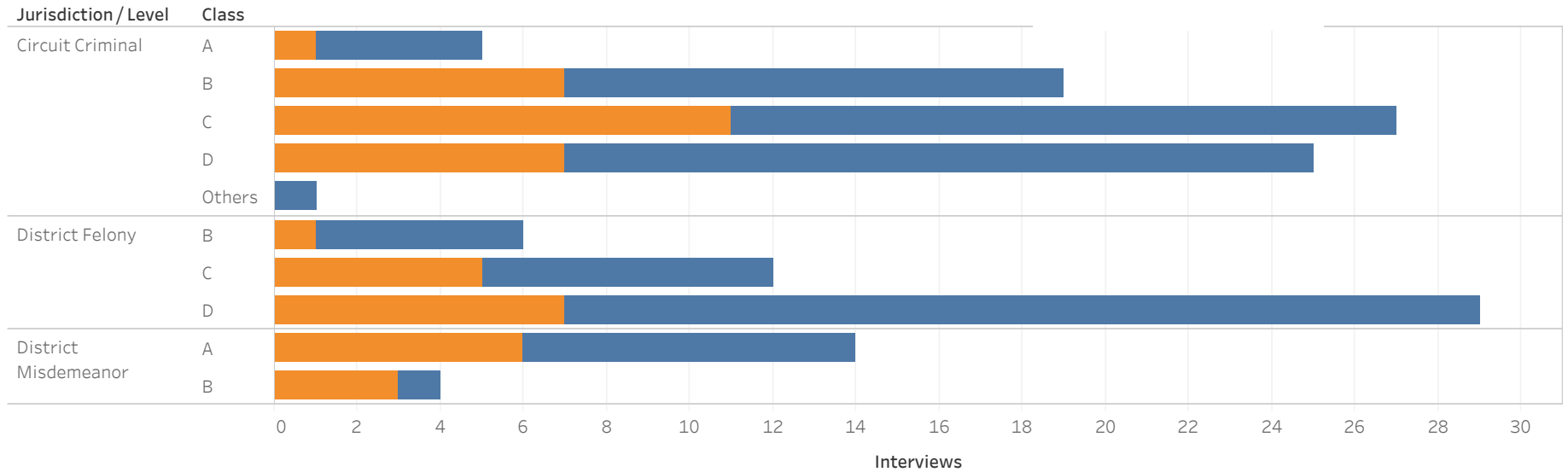
* Counts reflect distinct pretrial interviews within a given jurisdiction (Circuit or District Court). Time in custody is evaluated separately for District and Circuit cases.

* A single Interview may involve more than one case, and a single defendant may have multiple interviews during a given period of time.



**ADMINISTRATIVE OFFICE OF THE COURTS
Research and Statistics
Defendants in Custody May 11, 2022
GRAYSON COUNTY**

Current Holder
■ No Holder
■ Has Holder



Jurisdiction/Level	Class	No Holder	Probation	State Inmate	Non-Payment Fines / Restitution	Federal Inmate	Contempt	Parole	Other	Grand Total
Circuit Criminal	A	4	1							5
	B	12	3	1	1	1			1	19
	C	16	3	4	2	1	1			27
	D	18	4	1		1		1		25
	Others	1								1
District Felony	B	5							1	6
	C	7	4						1	12
	D	22	2		2		3			29
District Misdemeanor	A	8	2	2		1	1			14
	B	1	1	1				1		4
Grand Total		84	17	9	4	4	4	2	2	126

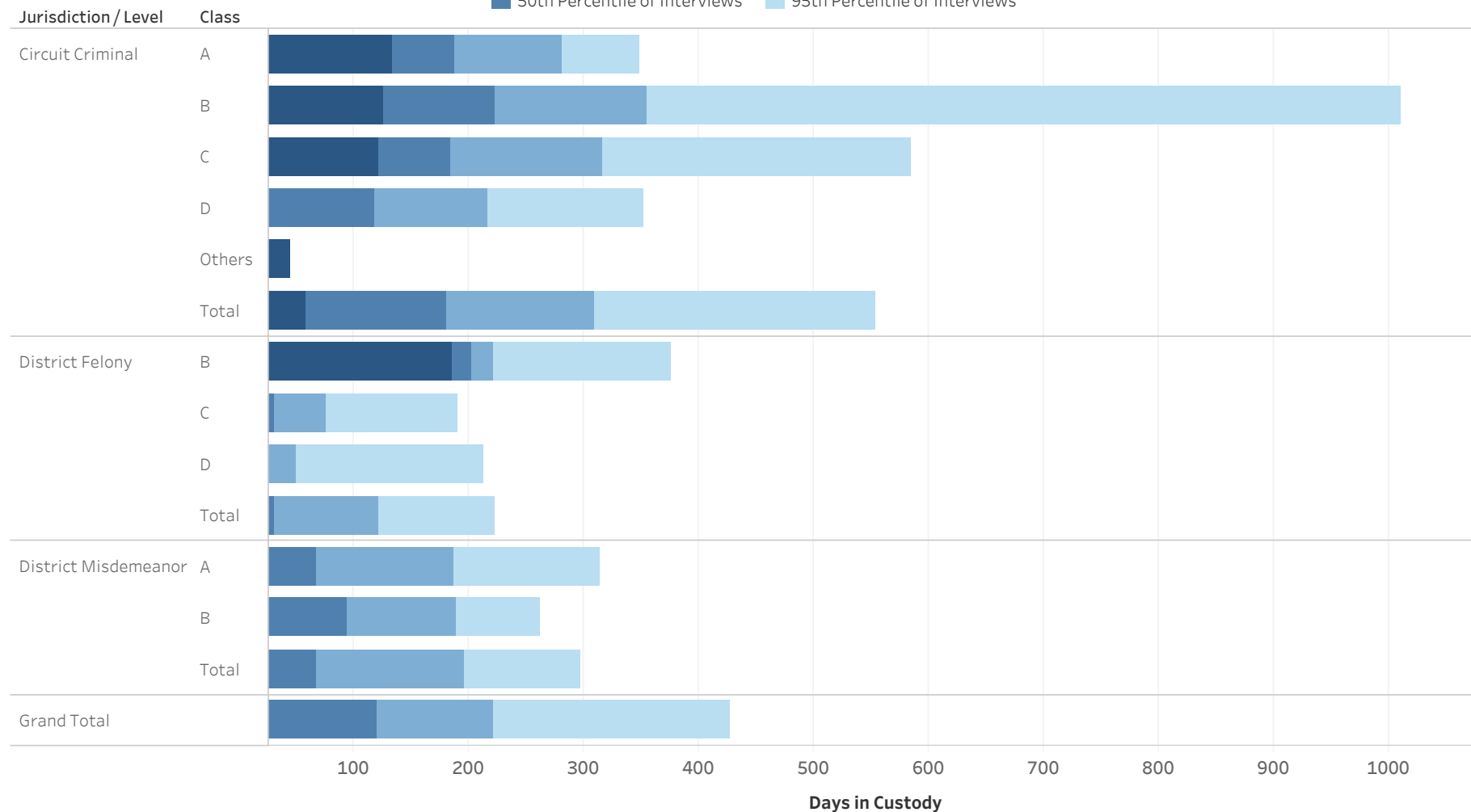
Statistical Analysis Considerations

- * Data provided from the Pretrial Information Management System.
- * Counts reflect distinct pretrial interviews within a given jurisdiction (Circuit or District Court). Time in custody is evaluated separately for District and Circuit cases.
- * A single Interview may involve more than one case, and a single defendant may have multiple interviews during a given period of time.



ADMINISTRATIVE OFFICE OF THE COURTS
Research and Statistics
Defendants in Custody May 11, 2022
Time in Custody (Days)
GRAYSON COUNTY

■ 25th Percentile of Interviews ■ 75th Percentile of Interviews
■ 50th Percentile of Interviews ■ 95th Percentile of Interviews



Statistical Analysis Considerations

- * Data provided from the Pretrial Information Management System.
- * Counts reflect distinct pretrial interviews within a given jurisdiction (Circuit or District Court). Time in custody is evaluated separately for District and Circuit cases.
- * A single Interview may involve more than one case, and a single defendant may have multiple interviews during a given period of time.



ADMINISTRATIVE OFFICE OF THE COURTS
Research and Statistics
Defendants in Custody May 11, 2022
Time in Custody (Days)
GRAYSON COUNTY

Percentile of the Time in Custody (Days)

Jurisdiction / Level	Class	# of Interviews	25% Percentile of Interviews	50th Percentile of Interviews	75th Percentile of Interviews	95th Percentile of Interviews
Circuit Criminal	A	5	133	188	280	348
	B	19	126	222	354	1,010
	C	27	121	184	316	584
	D	25	7	118	216	352
	Others	1	45	45	45	45
	Total		77	58	181	309
District Felony	B	6	185	202	221	375
	C	12	2	31	76	191
	D	29	7	18	50	213
	Total		47	7	121	223
District Misdemeanor	A	14	24	67	186	314
	B	4	21	94	189	262
	Total		18	23	67	298
Grand Total		126	19	120	221	427

* Data provided from the Pretrial Information Management System.

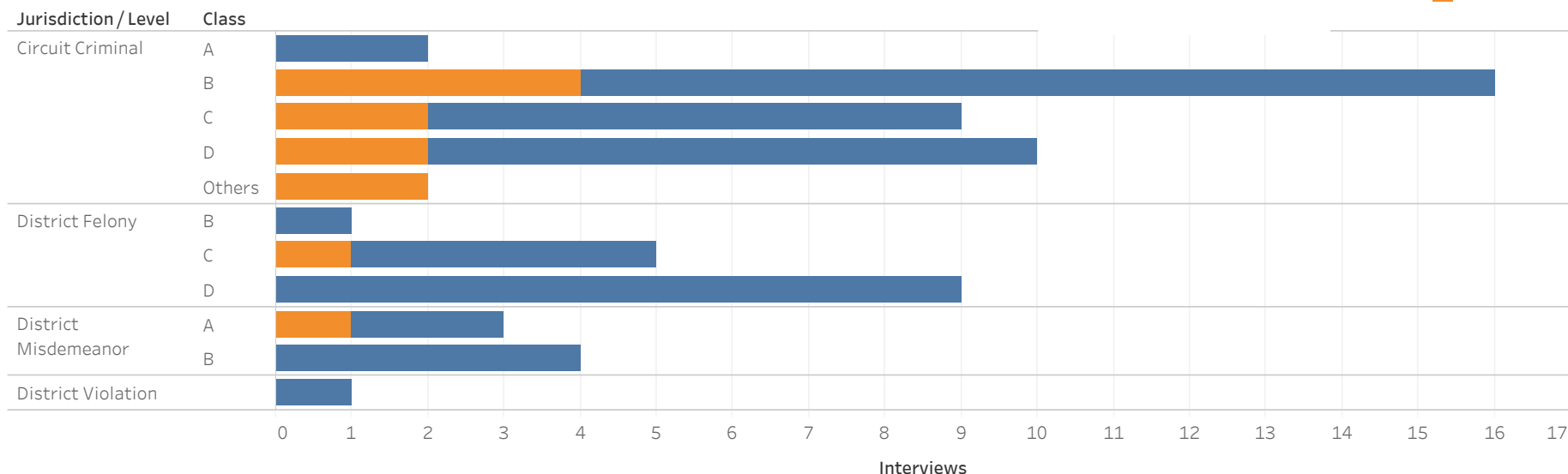
* Counts reflect distinct pretrial interviews within a given jurisdiction (Circuit or District Court). Time in custody is evaluated separately for District and Circuit cases.

* A single Interview may involve more than one case, and a single defendant may have multiple interviews during a given period of time.



**ADMINISTRATIVE OFFICE OF THE COURTS
Research and Statistics
Defendants in Custody May 11, 2022
GREENUP COUNTY**

Current Holder
■ No Holder
■ Has Holder



Jurisdiction/Level	Class	No Holder	Non-Payment Fines/ Restitution	Other	State Inmate	Probation	Parole	Federal Inmate	Contempt	Grand Total
Circuit Criminal	A	2								2
	B	12	2	2						16
	C	7						1	1	9
	D	8	1	1						10
	Others				1		1			2
District Felony	B	1								1
	C	4				1				5
	D	9								9
District Misdemeanor	A	2	1							3
	B	4								4
District Violation		1								1
Grand Total		47	4	3	1	1	1	1	1	59

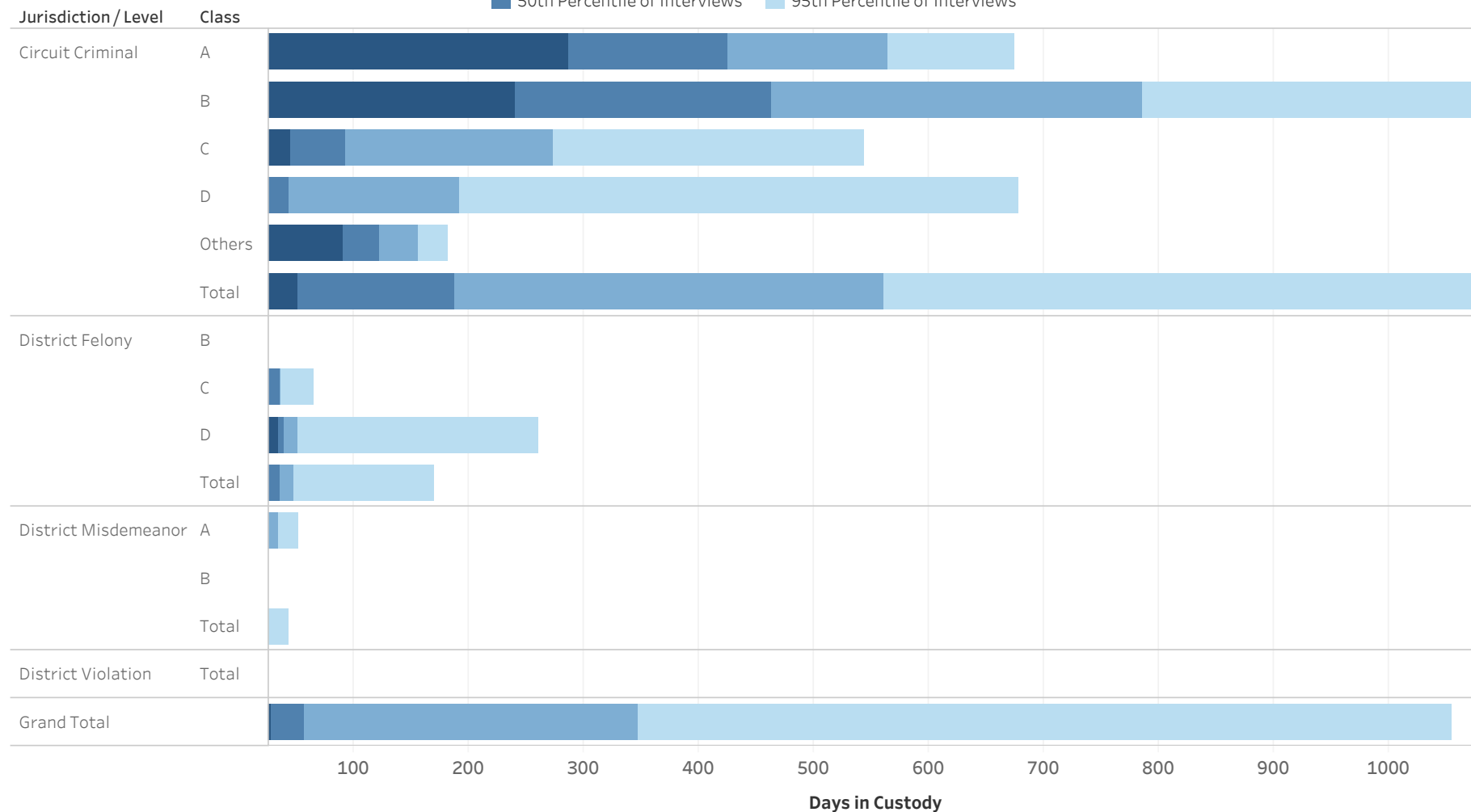
Statistical Analysis Considerations

- * Data provided from the Pretrial Information Management System.
- * Counts reflect distinct pretrial interviews within a given jurisdiction (Circuit or District Court). Time in custody is evaluated separately for District and Circuit cases.
- * A single Interview may involve more than one case, and a single defendant may have multiple interviews during a given period of time.



ADMINISTRATIVE OFFICE OF THE COURTS
Research and Statistics
Defendants in Custody May 11, 2022
Time in Custody (Days)
GREENUP COUNTY

■ 25th Percentile of Interviews ■ 75th Percentile of Interviews
■ 50th Percentile of Interviews ■ 95th Percentile of Interviews



Statistical Analysis Considerations

- * Data provided from the Pretrial Information Management System.
- * Counts reflect distinct pretrial interviews within a given jurisdiction (Circuit or District Court). Time in custody is evaluated separately for District and Circuit cases.
- * A single Interview may involve more than one case, and a single defendant may have multiple interviews during a given period of time.



ADMINISTRATIVE OFFICE OF THE COURTS
Research and Statistics
Defendants in Custody May 11, 2022
Time in Custody (Days)
GREENUP COUNTY

Percentile of the Time in Custody (Days)

Jurisdiction / Level	Class	# of Interviews	25% Percentile of Interviews	50th Percentile of Interviews	75th Percentile of Interviews	95th Percentile of Interviews
Circuit Criminal	A	2	287	425	564	674
	B	16	240	463	785	1,134
	C	9	45	92	273	544
	D	10	24	44	192	678
	Others	2	90	123	155	181
	Total		39	51	188	560
District Felony	B	1	8	8	8	8
	C	5	22	35	36	65
	D	9	34	39	51	260
	Total	15	22	35	48	170
District Misdemeanor	A	3	7	12	35	53
	B	4	3	4	4	4
	Total	7	3	4	8	44
District Violation	Total	1	2	2	2	2
Grand Total		59	28	57	348	1,054

* Data provided from the Pretrial Information Management System.

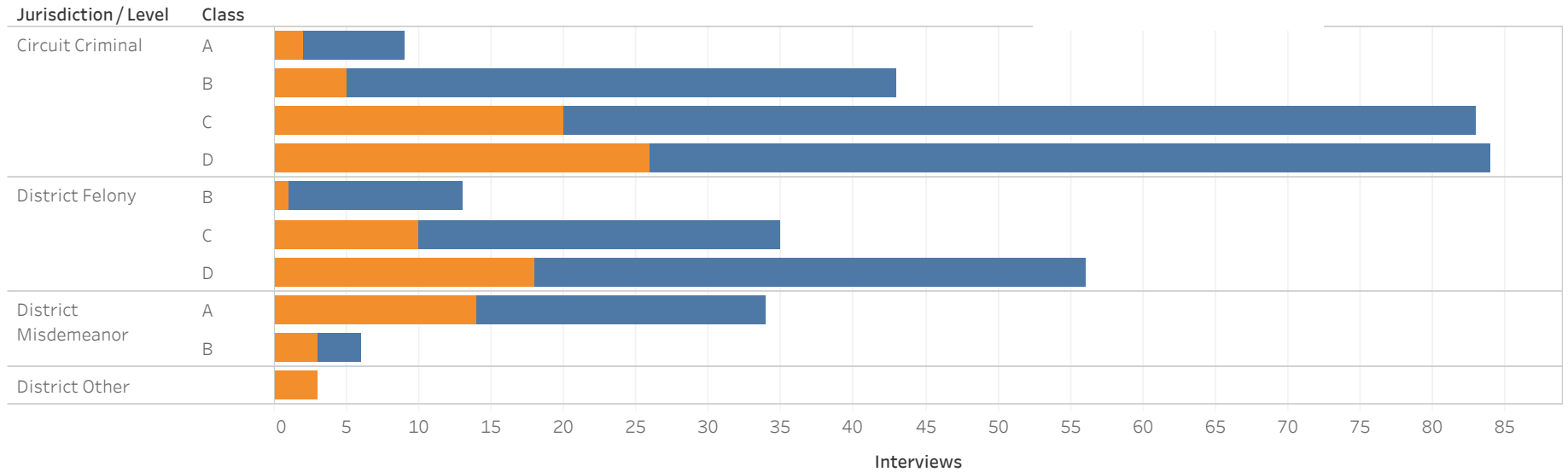
* Counts reflect distinct pretrial interviews within a given jurisdiction (Circuit or District Court). Time in custody is evaluated separately for District and Circuit cases.

* A single Interview may involve more than one case, and a single defendant may have multiple interviews during a given period of time.



**ADMINISTRATIVE OFFICE OF THE COURTS
Research and Statistics
Defendants in Custody May 11, 2022
HARDIN COUNTY**

Current Holder
■ No Holder
■ Has Holder



Jurisdiction/Level	Class	No Holder	Probation	Non-Payment Fines/ Restitution	Parole	State Inmate	Other	Contempt	Federal Inmate	Grand Total
Circuit Criminal	A	7			1			1		9
	B	38	2	2	1					43
	C	63	10	3	3	1	1	1	1	83
	D	58	11	6	3	3	3			84
District Felony	B	12		1						13
	C	25	4	1	3	1			1	35
	D	38	5	4	4	3	1	1		56
District Misdemeanor	A	20	5	3	1	3	1	1		34
	B	3	1	1		1				6
District Other			1	2						3
Grand Total		239	35	21	16	10	6	4	1	332

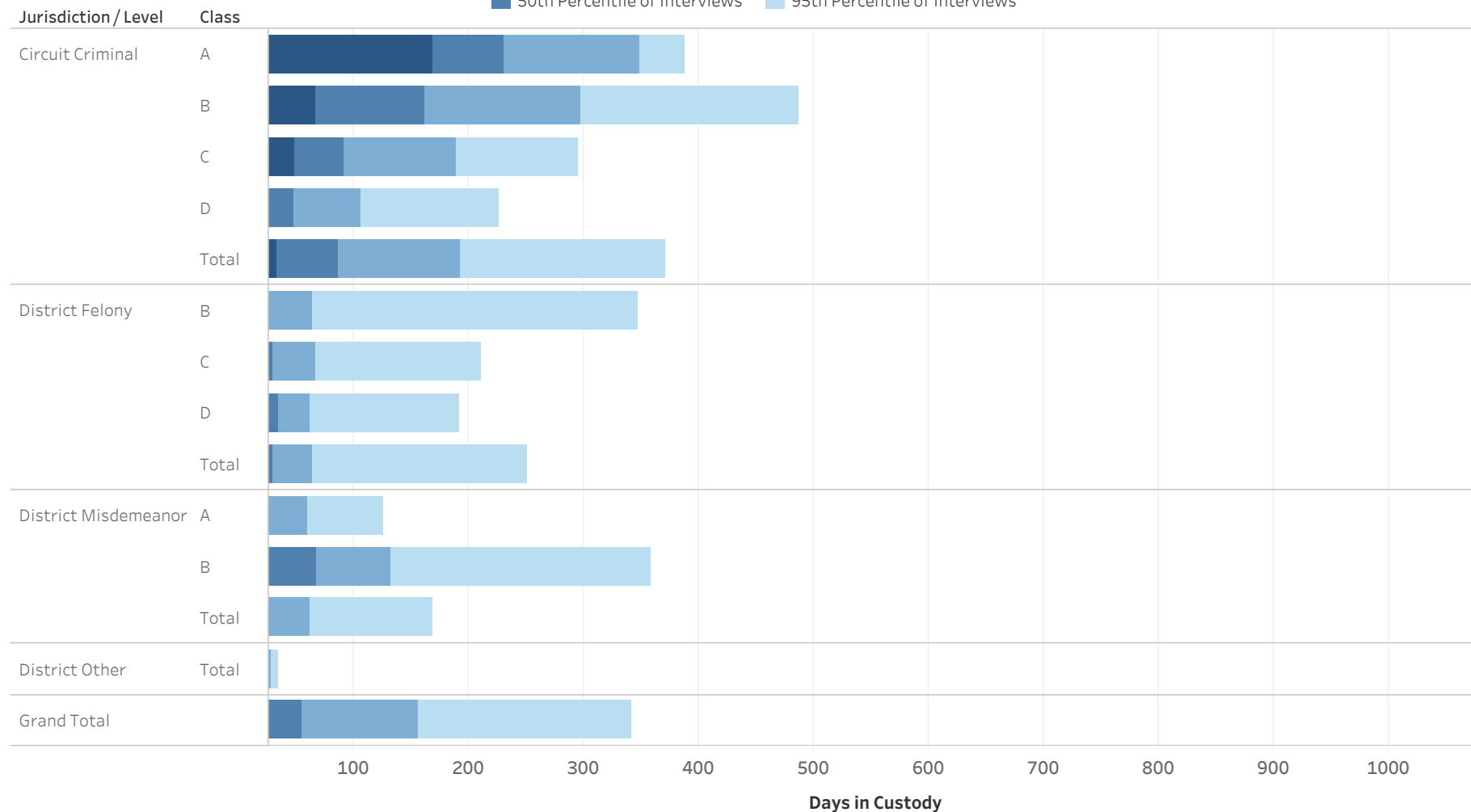
Statistical Analysis Considerations

- * Data provided from the Pretrial Information Management System.
- * Counts reflect distinct pretrial interviews within a given jurisdiction (Circuit or District Court). Time in custody is evaluated separately for District and Circuit cases.
- * A single Interview may involve more than one case, and a single defendant may have multiple interviews during a given period of time.



ADMINISTRATIVE OFFICE OF THE COURTS
Research and Statistics
Defendants in Custody May 11, 2022
Time in Custody (Days)
HARDIN COUNTY

■ 25th Percentile of Interviews ■ 75th Percentile of Interviews
■ 50th Percentile of Interviews ■ 95th Percentile of Interviews



Statistical Analysis Considerations

- * Data provided from the Pretrial Information Management System.
- * Counts reflect distinct pretrial interviews within a given jurisdiction (Circuit or District Court). Time in custody is evaluated separately for District and Circuit cases.
- * A single Interview may involve more than one case, and a single defendant may have multiple interviews during a given period of time.



ADMINISTRATIVE OFFICE OF THE COURTS
Research and Statistics
Defendants in Custody May 11, 2022
Time in Custody (Days)
HARDIN COUNTY

Percentile of the Time in Custody (Days)

Jurisdiction / Level	Class	# of Interviews	25% Percentile of Interviews	50th Percentile of Interviews	75th Percentile of Interviews	95th Percentile of Interviews
Circuit Criminal	A	9	169.0	231.0	349.0	387.8
	B	43	66.0	161.0	297.5	487.0
	C	83	49.0	91.0	189.0	295.2
	D	84	21.0	47.0	105.5	225.5
	Total	219	32.5	87.0	192.5	370.9
District Felony	B	13	3.0	12.0	64.0	347.4
	C	35	17.5	30.0	66.0	209.8
	D	56	7.0	34.0	61.5	191.0
	Total	104	8.8	29.5	64.5	250.5
District Misdemeanor	A	34	10.3	21.0	59.5	125.6
	B	6	12.5	67.5	131.5	358.3
	Total	40	9.5	21.5	61.3	169.1
District Other	Total	3	11.0	21.0	28.0	33.6
Grand Total		332	21.0	54.0	155.5	341.8

* Data provided from the Pretrial Information Management System.

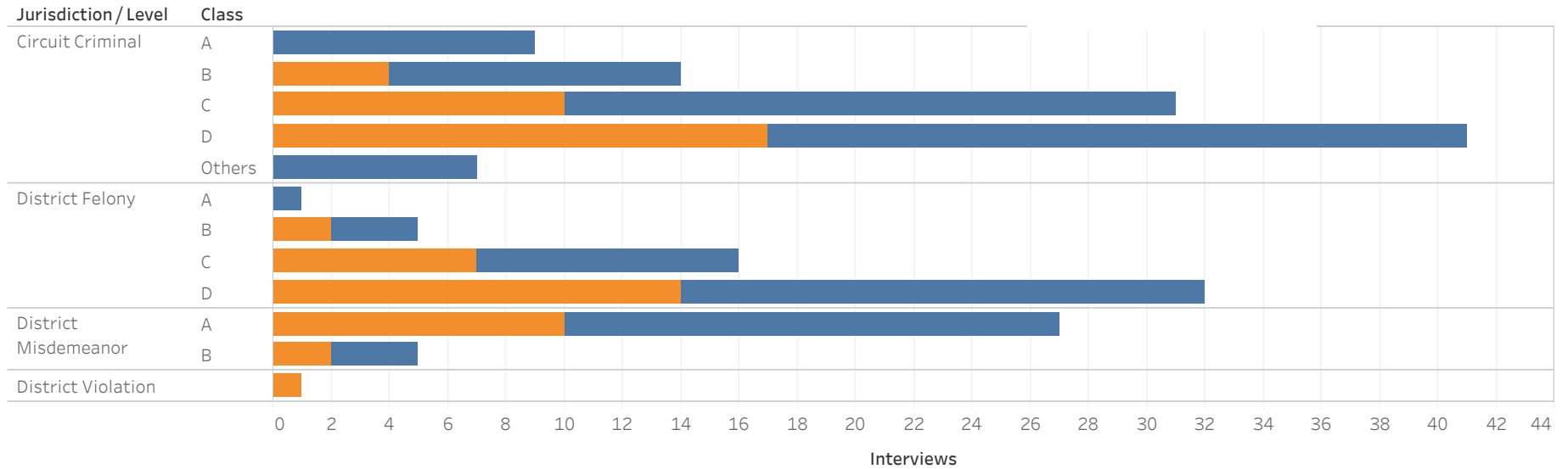
* Counts reflect distinct pretrial interviews within a given jurisdiction (Circuit or District Court). Time in custody is evaluated separately for District and Circuit cases.

* A single Interview may involve more than one case, and a single defendant may have multiple interviews during a given period of time.



**ADMINISTRATIVE OFFICE OF THE COURTS
Research and Statistics
Defendants in Custody May 11, 2022
HARLAN COUNTY**

Current Holder
■ No Holder
■ Has Holder



Jurisdiction / Level	Class	No Holder	State Inmate	Contempt	Non-Payment Fines / Restitution	Other	Probation	Parole	Grand Total
Circuit Criminal	A	9							9
	B	10		3	1				14
	C	21	7	3					31
	D	24	5	8	3	1			41
	Others	7							7
District Felony	A	1							1
	B	3	1	1					5
	C	9	3	3		1			16
	D	18	5	4	2	1	1	1	32
District Misdemeanor	A	17	5	3			1	1	27
	B	3	1	1					5
District Violation					1				1
Grand Total		102	25	18	4	3	2	2	156

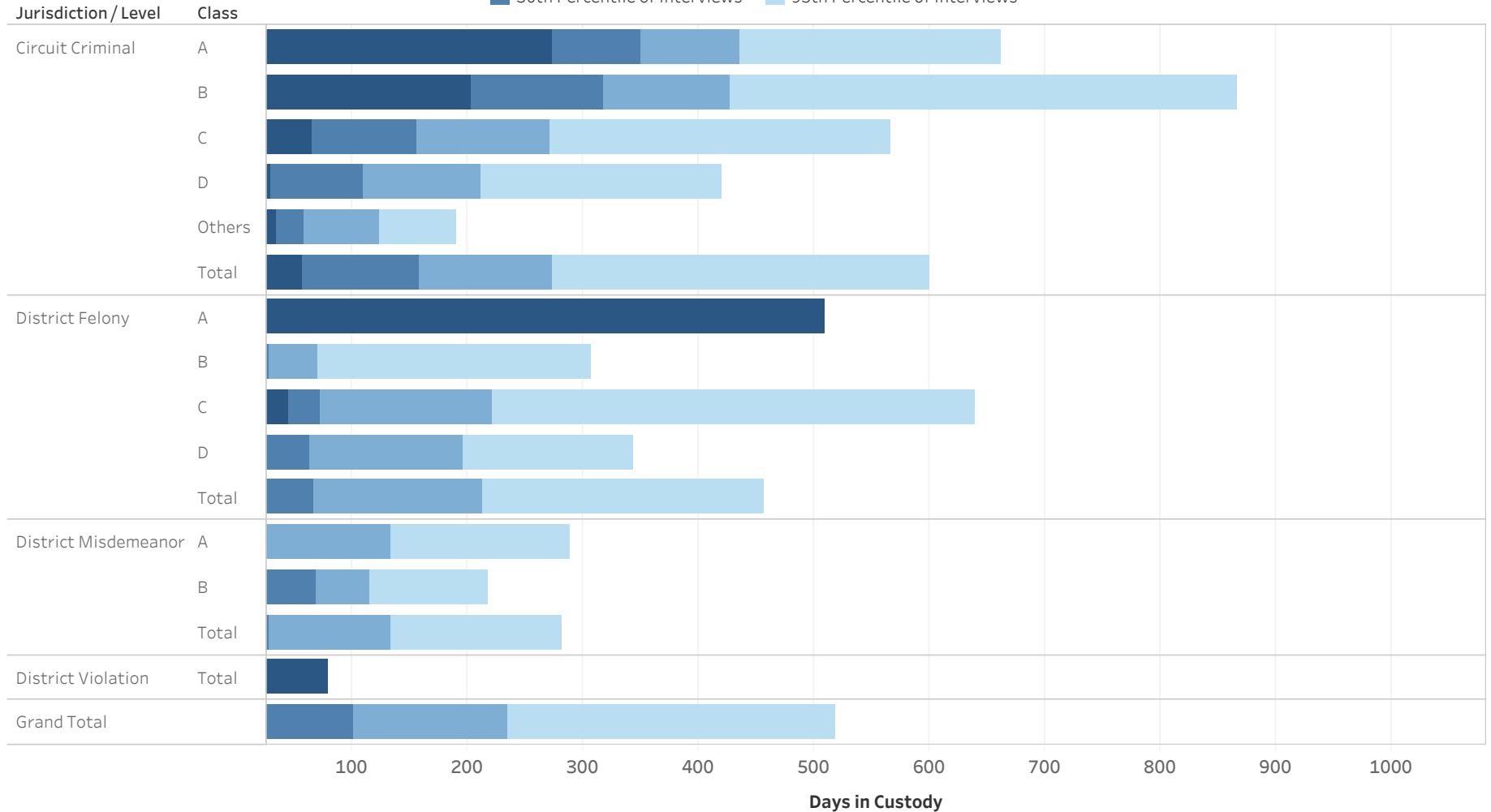
Statistical Analysis Considerations

- * Data provided from the Pretrial Information Management System.
- * Counts reflect distinct pretrial interviews within a given jurisdiction (Circuit or District Court). Time in custody is evaluated separately for District and Circuit cases.
- * A single Interview may involve more than one case, and a single defendant may have multiple interviews during a given period of time.



ADMINISTRATIVE OFFICE OF THE COURTS
Research and Statistics
Defendants in Custody May 11, 2022
Time in Custody (Days)
HARLAN COUNTY

■ 25th Percentile of Interviews ■ 75th Percentile of Interviews
■ 50th Percentile of Interviews ■ 95th Percentile of Interviews



Statistical Analysis Considerations

- * Data provided from the Pretrial Information Management System.
- * Counts reflect distinct pretrial interviews within a given jurisdiction (Circuit or District Court). Time in custody is evaluated separately for District and Circuit cases.
- * A single Interview may involve more than one case, and a single defendant may have multiple interviews during a given period of time.



ADMINISTRATIVE OFFICE OF THE COURTS
Research and Statistics
Defendants in Custody May 11, 2022
Time in Custody (Days)
HARLAN COUNTY

Percentile of the Time in Custody (Days)

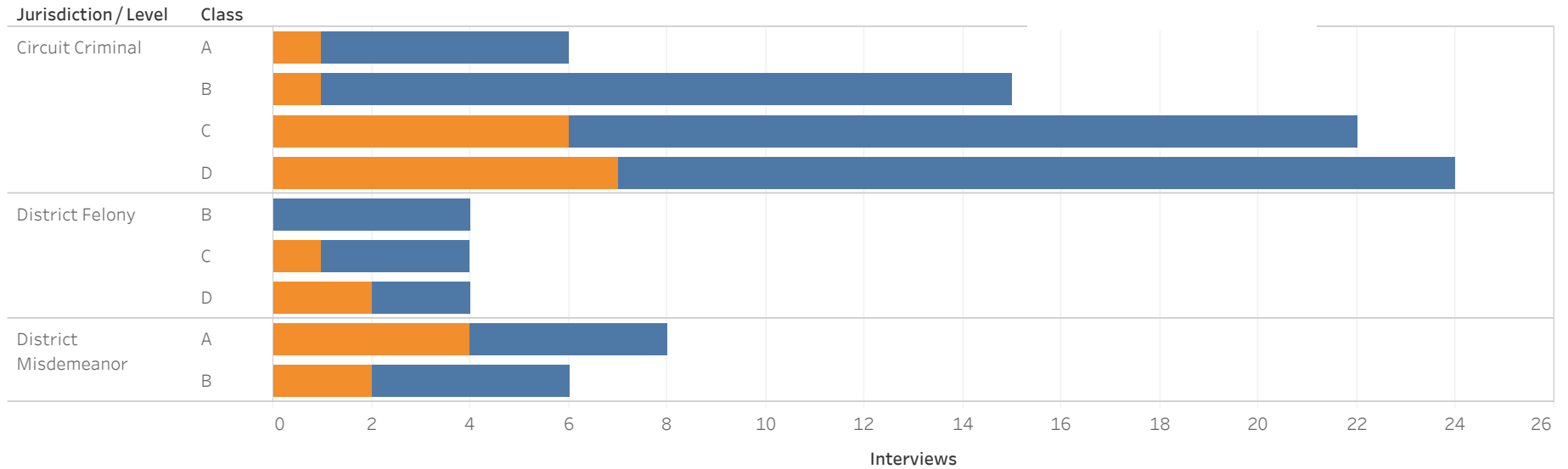
Jurisdiction / Level	Class	# of Interviews	25% Percentile of Interviews	50th Percentile of Interviews	75th Percentile of Interviews	95th Percentile of Interviews
Circuit Criminal	A	9	274.0	350.0	435.0	662.0
	B	14	203.8	317.5	427.3	866.2
	C	31	65.5	156.0	271.5	566.0
	D	41	29.0	109.0	211.0	420.0
	Others	7	34.5	58.0	123.5	189.6
	Total		102	56.5	158.0	274.0
District Felony	A	1	509.0	509.0	509.0	509.0
	B	5	16.0	28.0	70.0	306.8
	C	16	44.5	72.5	221.5	638.3
	D	32	11.8	63.0	196.0	343.8
	Total		54	13.8	66.5	212.5
District Misdemeanor	A	27	8.0	26.0	133.5	289.3
	B	5	1.0	69.0	115.0	217.4
	Total		32	6.5	28.0	132.8
District Violation	Total	1	79.0	79.0	79.0	79.0
Grand Total		156	26.0	101.0	234.0	518.6

* Data provided from the Pretrial Information Management System.
 * Counts reflect distinct pretrial interviews within a given jurisdiction (Circuit or District Court). Time in custody is evaluated separately for District and Circuit cases.
 * A single Interview may involve more than one case, and a single defendant may have multiple interviews during a given period of time.



**ADMINISTRATIVE OFFICE OF THE COURTS
Research and Statistics
Defendants in Custody May 11, 2022
HART COUNTY**

Current Holder
■ No Holder
■ Has Holder



Jurisdiction/Level	Class	No Holder	Probation	State Inmate	Non-Payment Fines/ Restitution	Parole	Other	Grand Total
Circuit Criminal	A	5			1			6
	B	14	1					15
	C	16	3	1	1		1	22
	D	17	2	4		1		24
District Felony	B	4						4
	C	3	1					4
	D	2	1	1				4
District Misdemeanor	A	4	2			1	1	8
	B	4	1		1			6
Grand Total		63	9	5	3	2	2	84

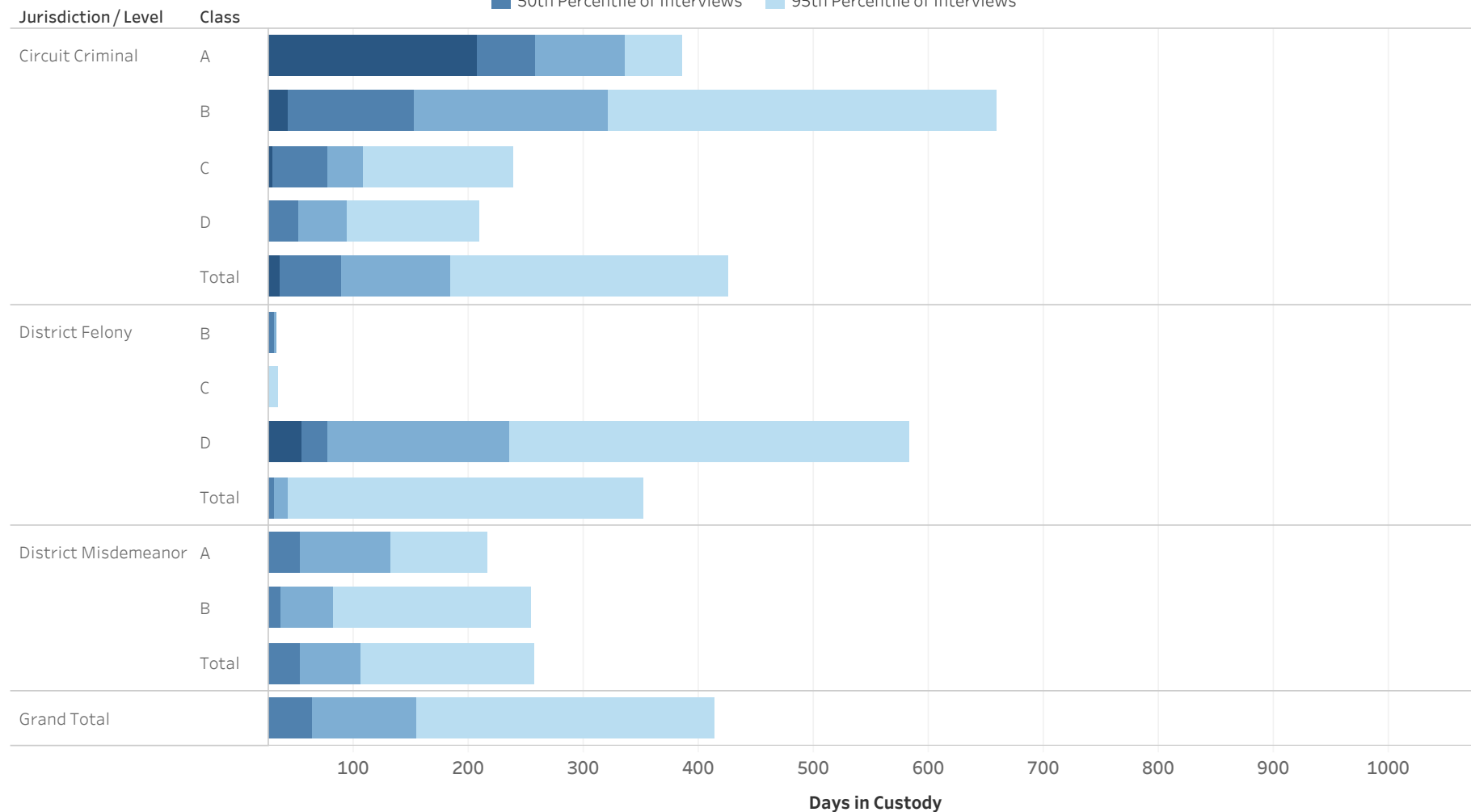
Statistical Analysis Considerations

- * Data provided from the Pretrial Information Management System.
- * Counts reflect distinct pretrial interviews within a given jurisdiction (Circuit or District Court). Time in custody is evaluated separately for District and Circuit cases.
- * A single Interview may involve more than one case, and a single defendant may have multiple interviews during a given period of time.



ADMINISTRATIVE OFFICE OF THE COURTS
Research and Statistics
Defendants in Custody May 11, 2022
Time in Custody (Days)
HART COUNTY

■ 25th Percentile of Interviews ■ 75th Percentile of Interviews
■ 50th Percentile of Interviews ■ 95th Percentile of Interviews



Statistical Analysis Considerations

- * Data provided from the Pretrial Information Management System.
- * Counts reflect distinct pretrial interviews within a given jurisdiction (Circuit or District Court). Time in custody is evaluated separately for District and Circuit cases.
- * A single Interview may involve more than one case, and a single defendant may have multiple interviews during a given period of time.



ADMINISTRATIVE OFFICE OF THE COURTS
Research and Statistics
Defendants in Custody May 11, 2022
Time in Custody (Days)
HART COUNTY

Percentile of the Time in Custody (Days)

Jurisdiction / Level	Class	# of Interviews	25% Percentile of Interviews	50th Percentile of Interviews	75th Percentile of Interviews	95th Percentile of Interviews
Circuit Criminal	A	6	206.5	258.5	335.3	385.3
	B	15	43.0	152.0	321.5	659.0
	C	22	29.8	77.0	107.5	238.7
	D	24	15.5	51.5	94.3	209.5
	Total	67	35.5	89.0	184.5	425.6
District Felony	B	4	25.0	30.5	33.0	33.0
	C	4	12.5	18.0	24.0	33.6
	D	4	54.3	77.5	235.8	583.2
	Total	12	19.0	30.5	43.0	351.6
District Misdemeanor	A	8	20.3	53.0	131.8	215.7
	B	6	2.3	37.0	82.3	254.0
	Total	14	9.0	53.0	105.5	257.4
Grand Total		84	23.0	64.0	154.0	414.2

* Data provided from the Pretrial Information Management System.

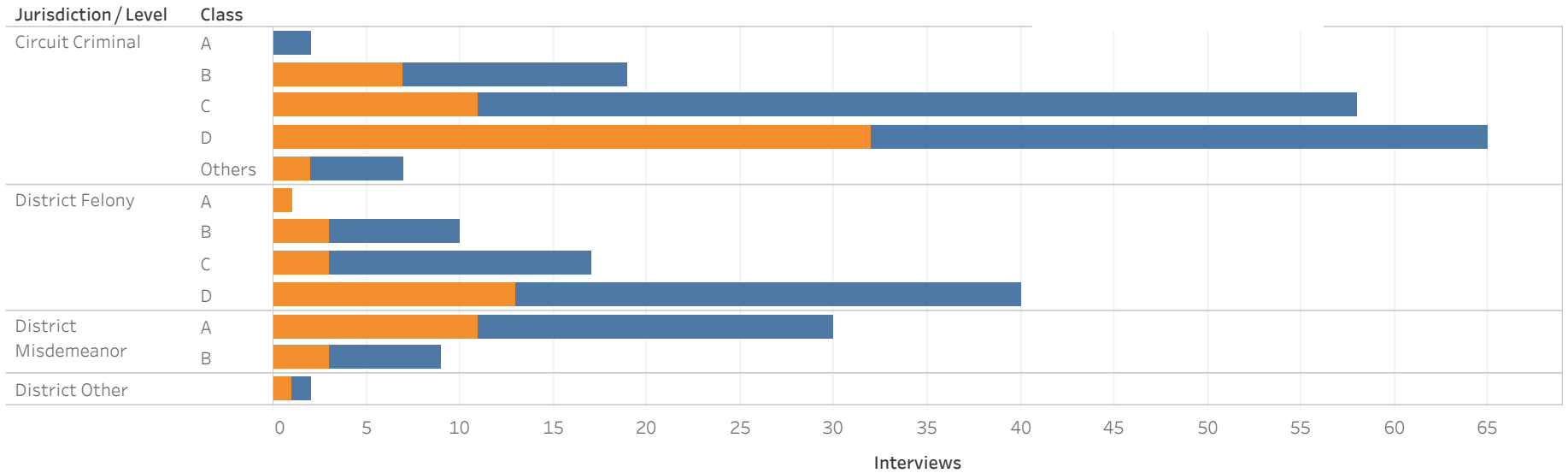
* Counts reflect distinct pretrial interviews within a given jurisdiction (Circuit or District Court). Time in custody is evaluated separately for District and Circuit cases.

* A single Interview may involve more than one case, and a single defendant may have multiple interviews during a given period of time.



**ADMINISTRATIVE OFFICE OF THE COURTS
Research and Statistics
Defendants in Custody May 11, 2022
HENDERSON COUNTY**

Current Holder
■ No Holder
■ Has Holder



Jurisdiction/Level	Class	No Holder	Non-Payment Fines/ Restitution	State Inmate	Parole	Other	Probation	Contempt	Federal Inmate	Grand Total
Circuit Criminal	A	2								2
	B	12		3			2		2	19
	C	47	2	2	1	3		3		58
	D	33	11	11	6	2	2			65
	Others	5	1				1			7
District Felony	A							1		1
	B	7	2				1			10
	C	14	2			1				17
	D	27	4	3	5	1				40
District Misdemeanor	A	19	3	4		2		2		30
	B	6	1			1	1			9
District Other		1	1							2
Grand Total		137	22	21	12	9	5	4	2	212

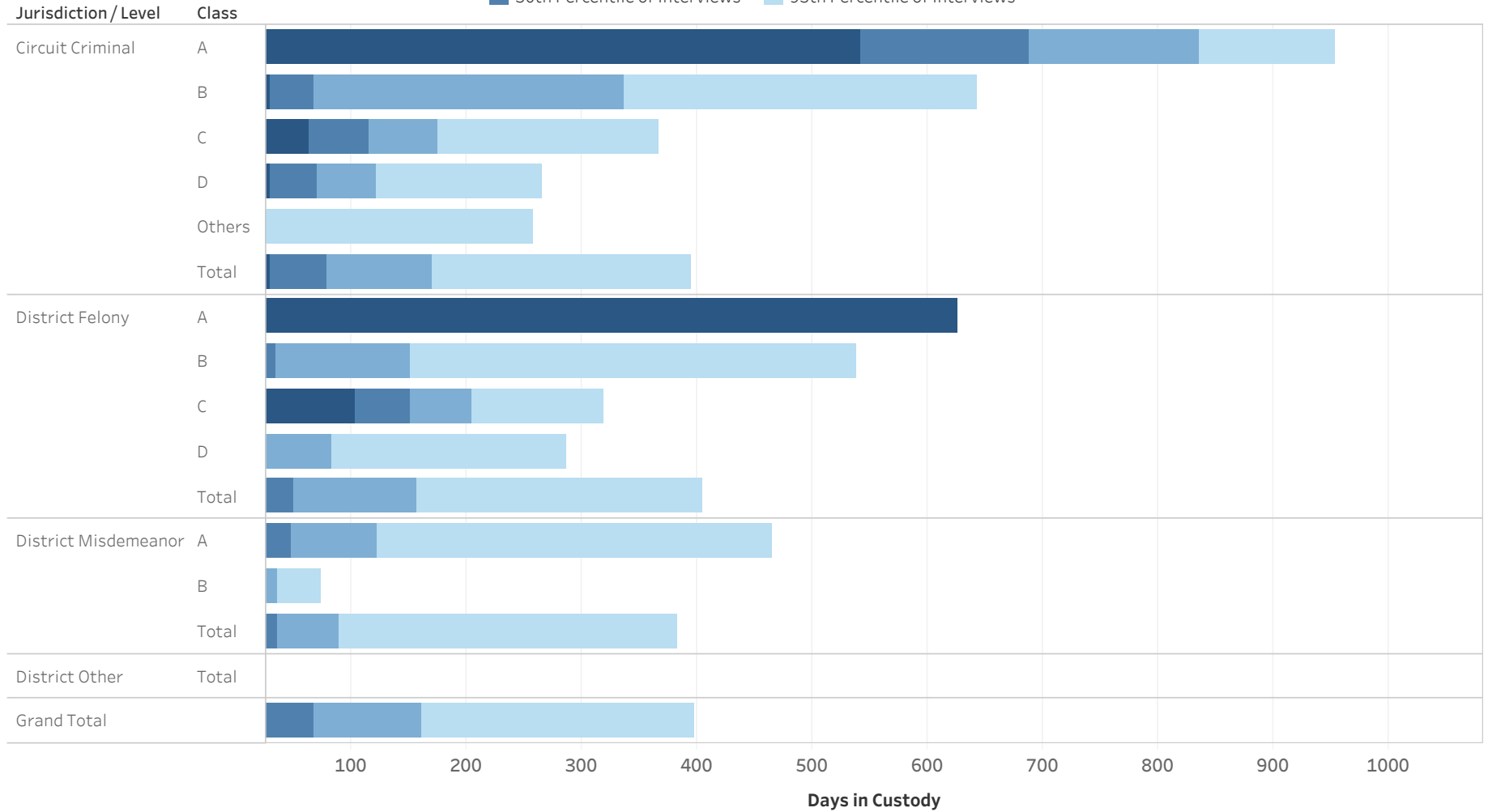
Statistical Analysis Considerations

- * Data provided from the Pretrial Information Management System.
- * Counts reflect distinct pretrial interviews within a given jurisdiction (Circuit or District Court). Time in custody is evaluated separately for District and Circuit cases.
- * A single Interview may involve more than one case, and a single defendant may have multiple interviews during a given period of time.



**ADMINISTRATIVE OFFICE OF THE COURTS
Research and Statistics
Defendants in Custody May 11, 2022
Time in Custody (Days)
HENDERSON COUNTY**

■ 25th Percentile of Interviews ■ 75th Percentile of Interviews
■ 50th Percentile of Interviews ■ 95th Percentile of Interviews



Statistical Analysis Considerations

- * Data provided from the Pretrial Information Management System.
- * Counts reflect distinct pretrial interviews within a given jurisdiction (Circuit or District Court). Time in custody is evaluated separately for District and Circuit cases.
- * A single Interview may involve more than one case, and a single defendant may have multiple interviews during a given period of time.



ADMINISTRATIVE OFFICE OF THE COURTS
Research and Statistics
Defendants in Custody May 11, 2022
Time in Custody (Days)
HENDERSON COUNTY

Percentile of the Time in Custody (Days)

Jurisdiction / Level	Class	# of Interviews	25% Percentile of Interviews	50th Percentile of Interviews	75th Percentile of Interviews	95th Percentile of Interviews
Circuit Criminal	A	2	541.0	688.0	835.0	952.6
	B	19	29.0	68.0	337.0	642.5
	C	58	63.3	115.0	174.5	366.3
	D	65	29.0	70.0	121.0	265.2
	Others	7	1.5	21.0	24.5	258.4
	Total		151	29.5	78.0	170.0
District Felony	A	1	626.0	626.0	626.0	626.0
	B	10	14.0	34.0	151.0	538.1
	C	17	103.0	151.0	204.0	318.6
	D	40	8.5	24.5	82.5	286.6
	Total		68	13.8	49.5	157.0
District Misdemeanor	A	30	18.5	47.5	122.8	465.2
	B	9	3.0	10.0	35.0	73.4
	Total		39	8.5	35.0	89.5
District Other	Total	2	9.5	13.0	16.5	19.3
Grand Total		212	23.0	68.0	160.5	397.5

* Data provided from the Pretrial Information Management System.

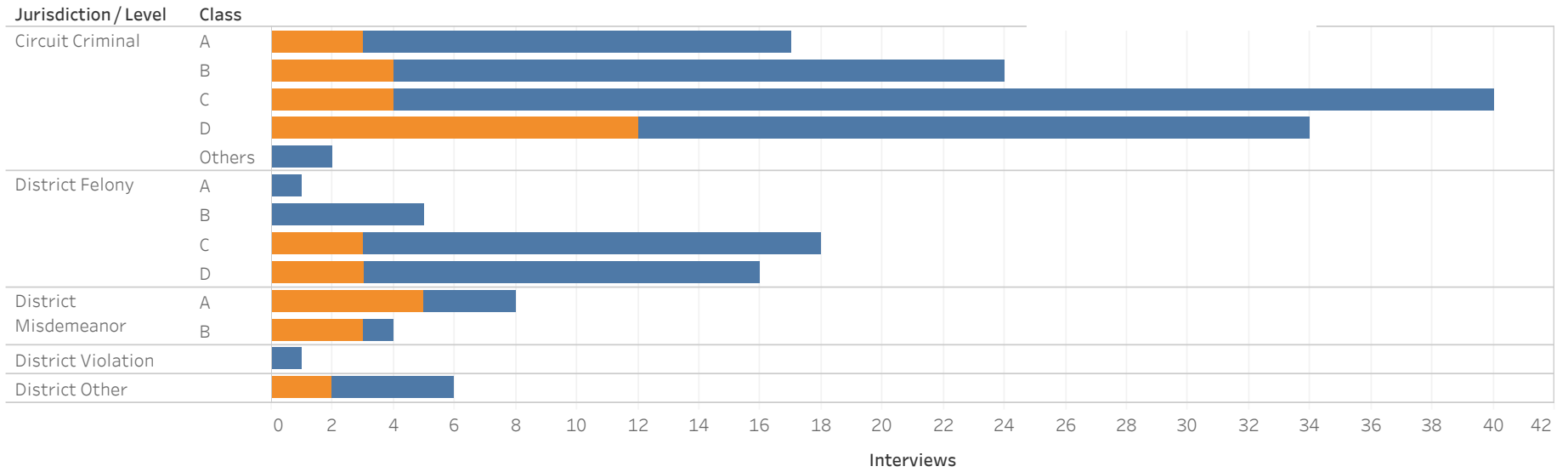
* Counts reflect distinct pretrial interviews within a given jurisdiction (Circuit or District Court). Time in custody is evaluated separately for District and Circuit cases.

* A single Interview may involve more than one case, and a single defendant may have multiple interviews during a given period of time.



**ADMINISTRATIVE OFFICE OF THE COURTS
Research and Statistics
Defendants in Custody May 11, 2022
HOPKINS COUNTY**

Current Holder
■ No Holder
■ Has Holder



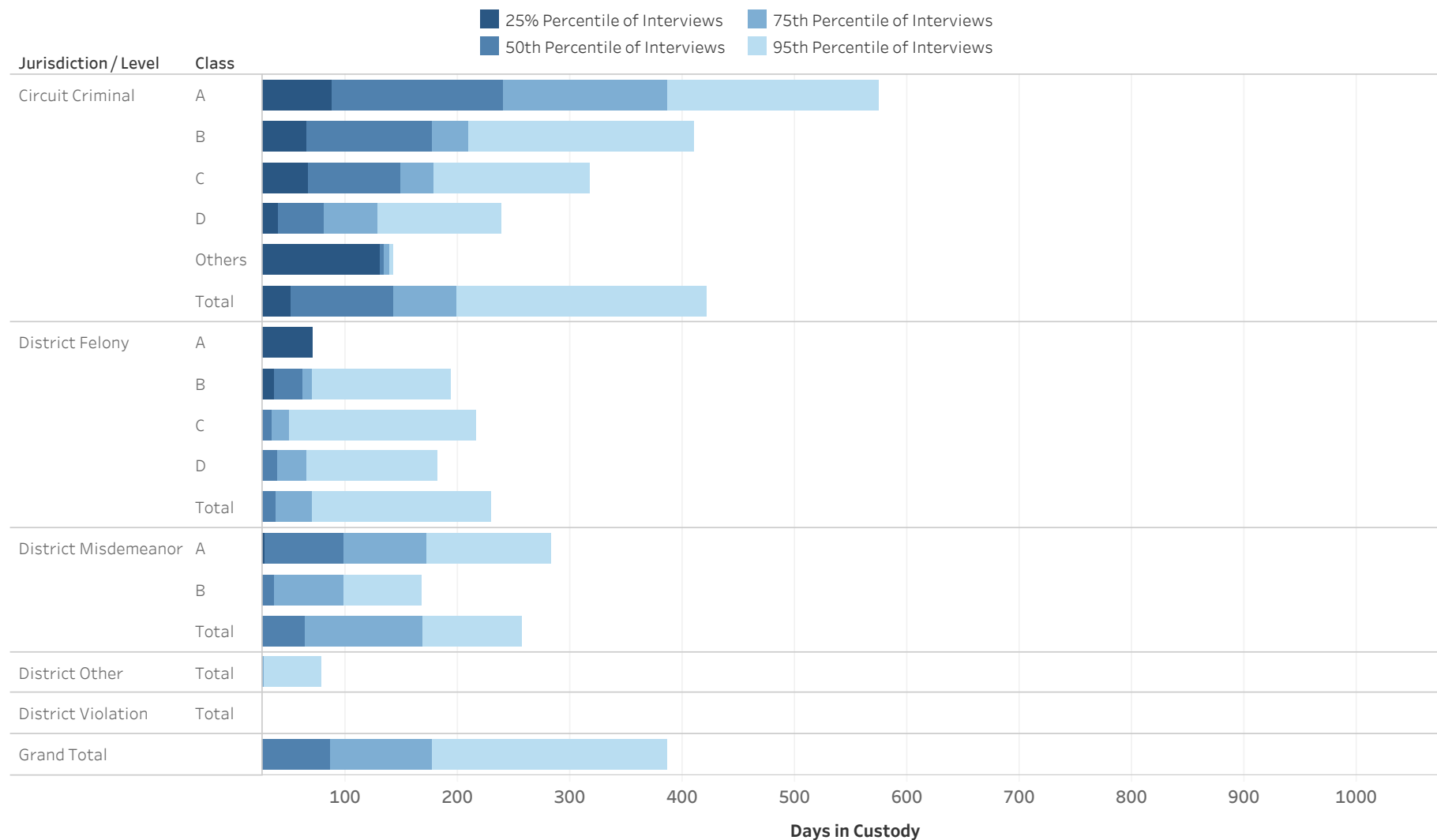
Jurisdiction / Level	Class	No Holder	State Inmate	Non-Payment Fines / Restitution	Probation	Parole	Other	Contempt	Grand Total
Circuit Criminal	A	14	3						17
	B	20	1	2		1			24
	C	36	1	1	1			1	40
	D	22	5	2	4	1			34
	Others	2							2
District Felony	A	1							1
	B	5							5
	C	15		1	1		1		18
	D	13	1			1	1		16
District Misdemeanor	A	3	1	3				1	8
	B	1	1	1	1				4
District Other		4	2						6
District Violation		1							1
Grand Total		123	14	8	7	3	2	2	159

Statistical Analysis Considerations

- * Data provided from the Pretrial Information Management System.
- * Counts reflect distinct pretrial interviews within a given jurisdiction (Circuit or District Court). Time in custody is evaluated separately for District and Circuit cases.
- * A single Interview may involve more than one case, and a single defendant may have multiple interviews during a given period of time.



ADMINISTRATIVE OFFICE OF THE COURTS
Research and Statistics
Defendants in Custody May 11, 2022
Time in Custody (Days)
HOPKINS COUNTY



Statistical Analysis Considerations

- * Data provided from the Pretrial Information Management System.
- * Counts reflect distinct pretrial interviews within a given jurisdiction (Circuit or District Court). Time in custody is evaluated separately for District and Circuit cases.
- * A single Interview may involve more than one case, and a single defendant may have multiple interviews during a given period of time.



ADMINISTRATIVE OFFICE OF THE COURTS
Research and Statistics
Defendants in Custody May 11, 2022
Time in Custody (Days)
HOPKINS COUNTY

Percentile of the Time in Custody (Days)

Jurisdiction / Level	Class	# of Interviews	25% Percentile of Interviews	50th Percentile of Interviews	75th Percentile of Interviews	95th Percentile of Interviews
Circuit Criminal	A	17	88.0	240.0	387.0	574.6
	B	24	65.0	177.0	209.5	410.8
	C	40	66.0	149.0	178.5	317.0
	D	34	39.8	81.0	128.0	239.0
	Others	2	130.3	134.5	138.8	142.2
	Total		117	51.0	143.0	198.0
District Felony	A	1	71.0	71.0	71.0	71.0
	B	5	36.0	61.0	70.0	194.0
	C	18	16.3	34.0	49.8	216.6
	D	16	6.8	39.0	65.0	182.3
	Total		40	14.8	37.5	70.3
District Misdemeanor	A	8	28.8	98.0	172.5	283.2
	B	4	2.8	36.5	98.5	166.9
	Total		12	8.5	63.5	169.0
District Other	Total	6	11.5	14.5	26.5	78.0
District Violation	Total	1	6.0	6.0	6.0	6.0
Grand Total		159	23.0	87.0	177.0	387.0

* Data provided from the Pretrial Information Management System.

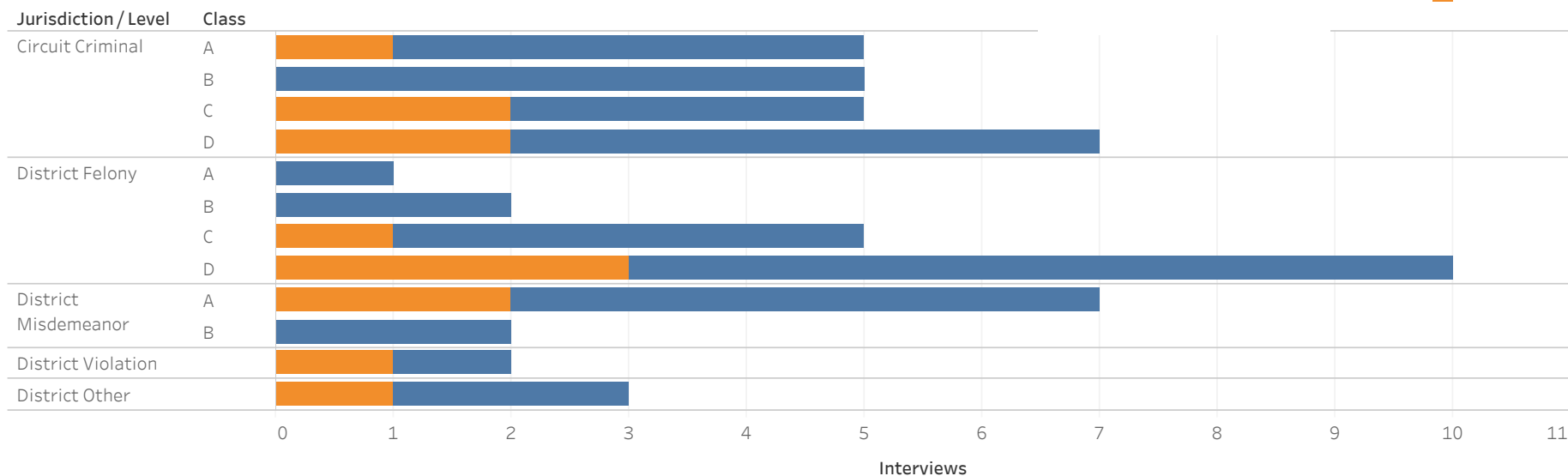
* Counts reflect distinct pretrial interviews within a given jurisdiction (Circuit or District Court). Time in custody is evaluated separately for District and Circuit cases.

* A single Interview may involve more than one case, and a single defendant may have multiple interviews during a given period of time.



ADMINISTRATIVE OFFICE OF THE COURTS
Research and Statistics
Defendants in Custody May 11, 2022
JACKSON COUNTY

Current Holder
■ No Holder
■ Has Holder



Jurisdiction / Level	Class	No Holder	State Inmate	Probation	Parole	Non-Payment Fines / Restitution	Grand Total
Circuit Criminal	A	4		1			5
	B	5					5
	C	3	1			1	5
	D	5	2				7
District Felony	A	1					1
	B	2					2
	C	4	1				5
	D	7			1	2	10
District Misdemeanor	A	5		2			7
	B	2					2
District Other		2		1			3
District Violation		1	1				2
Grand Total		38	5	4	2	2	51

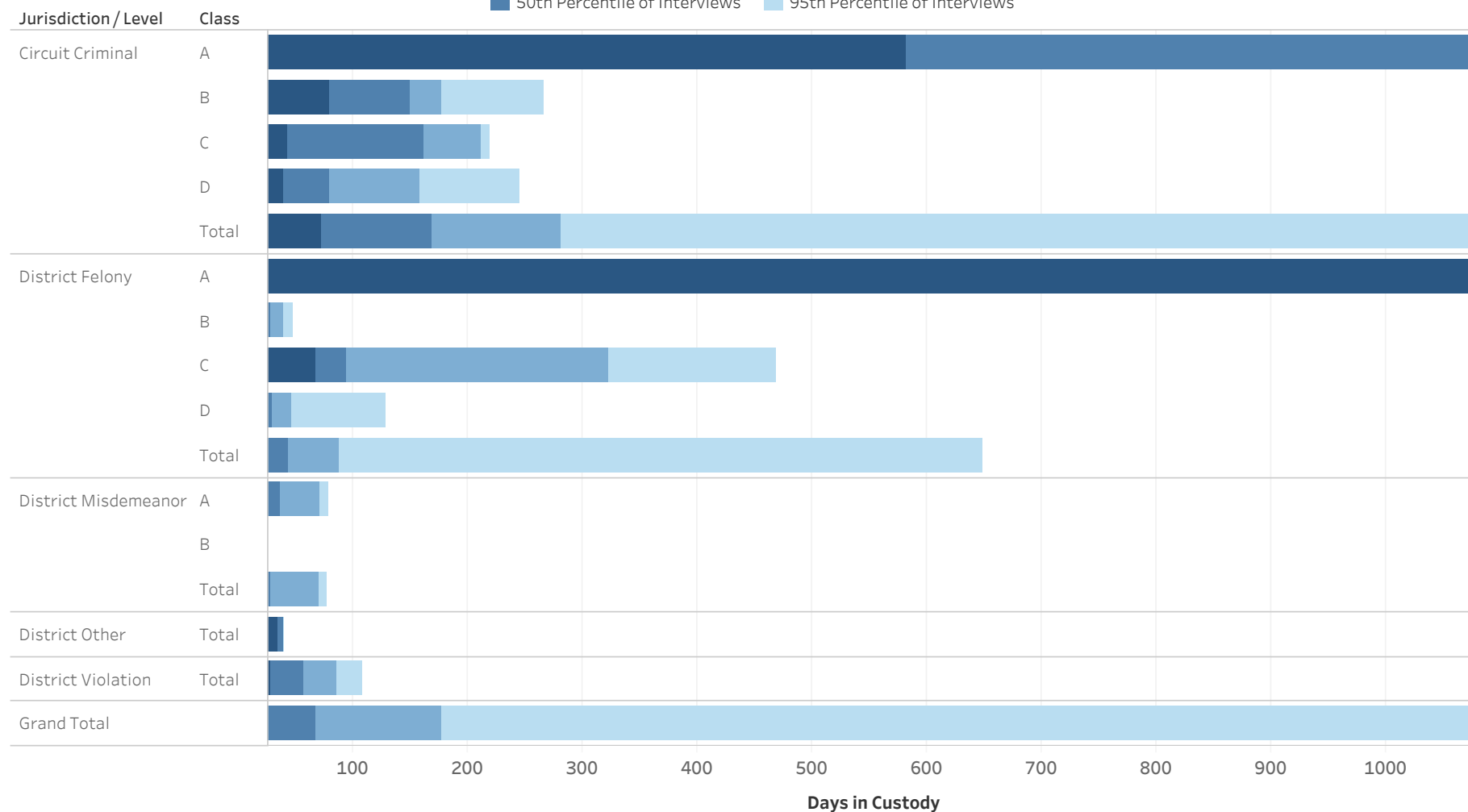
Statistical Analysis Considerations

- * Data provided from the Pretrial Information Management System.
- * Counts reflect distinct pretrial interviews within a given jurisdiction (Circuit or District Court). Time in custody is evaluated separately for District and Circuit cases.
- * A single Interview may involve more than one case, and a single defendant may have multiple interviews during a given period of time.



ADMINISTRATIVE OFFICE OF THE COURTS
Research and Statistics
Defendants in Custody May 11, 2022
Time in Custody (Days)
JACKSON COUNTY

■ 25th Percentile of Interviews ■ 75th Percentile of Interviews
■ 50th Percentile of Interviews ■ 95th Percentile of Interviews



Statistical Analysis Considerations

- * Data provided from the Pretrial Information Management System.
- * Counts reflect distinct pretrial interviews within a given jurisdiction (Circuit or District Court). Time in custody is evaluated separately for District and Circuit cases.
- * A single Interview may involve more than one case, and a single defendant may have multiple interviews during a given period of time.



ADMINISTRATIVE OFFICE OF THE COURTS
Research and Statistics
Defendants in Custody May 11, 2022
Time in Custody (Days)
JACKSON COUNTY

Percentile of the Time in Custody (Days)

Jurisdiction / Level	Class	# of Interviews	25% Percentile of Interviews	50th Percentile of Interviews	75th Percentile of Interviews	95th Percentile of Interviews
Circuit Criminal	A	5	582	1,462	1,680	2,289
	B	5	80	150	177	267
	C	5	42	161	211	218
	D	7	39	80	158	245
	Total	22	73	169	280	1,669
District Felony	A	1	1,462	1,462	1,462	1,462
	B	2	18	28	39	47
	C	5	67	94	322	468
	D	10	17	29	46	128
	Total	18	17	44	88	649
District Misdemeanor	A	7	21	36	71	78
	B	2	10	12	13	15
	Total	9	13	28	70	77
District Other	Total	3	35	39	40	40
District Violation	Total	2	29	57	86	108
Grand Total		51	21	68	177	1,462

* Data provided from the Pretrial Information Management System.

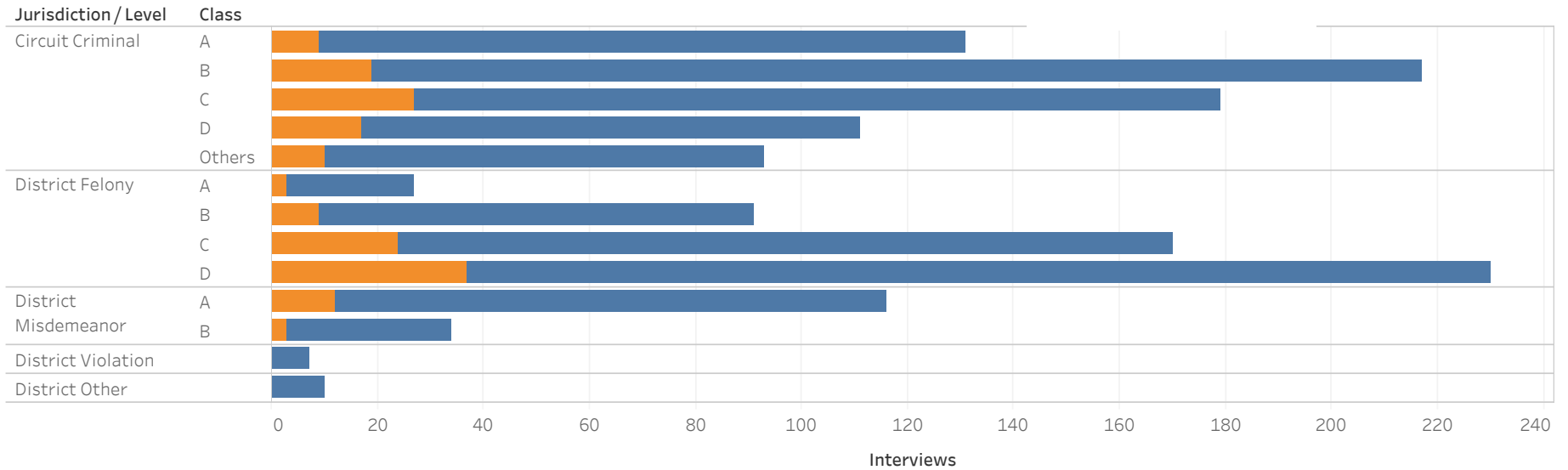
* Counts reflect distinct pretrial interviews within a given jurisdiction (Circuit or District Court). Time in custody is evaluated separately for District and Circuit cases.

* A single Interview may involve more than one case, and a single defendant may have multiple interviews during a given period of time.



ADMINISTRATIVE OFFICE OF THE COURTS
Research and Statistics
Defendants in Custody May 11, 2022
JEFFERSON COUNTY

Current Holder
■ No Holder
■ Has Holder



Jurisdiction/Level	Class	No Holder	Other	Non-Payment Fines / Restitution	Probation	Parole	Contempt	State Inmate	County Inmate	Federal Inmate	Grand Total
Circuit Criminal	A	122	3	3	1			2			131
	B	198	7	6	2	1	1	1	1		217
	C	152	6	8	6	2		2			179
	D	94	5	5	5	2					111
	Others	83	1	4	2	1	2				93
District Felony	A	24		1		1				1	27
	B	82		6	1	2					91
	C	146	5	4	4	5	3	2	1		170
	D	193	10	8	4	8	5		2		230
District Misdemeanor	A	104	3	1	3	2	2		1		116
	B	31	1		1		1				34
District Other		10									10
District Violation		7									7
Grand Total		1,061	36	33	23	22	14	6	5	1	1,201

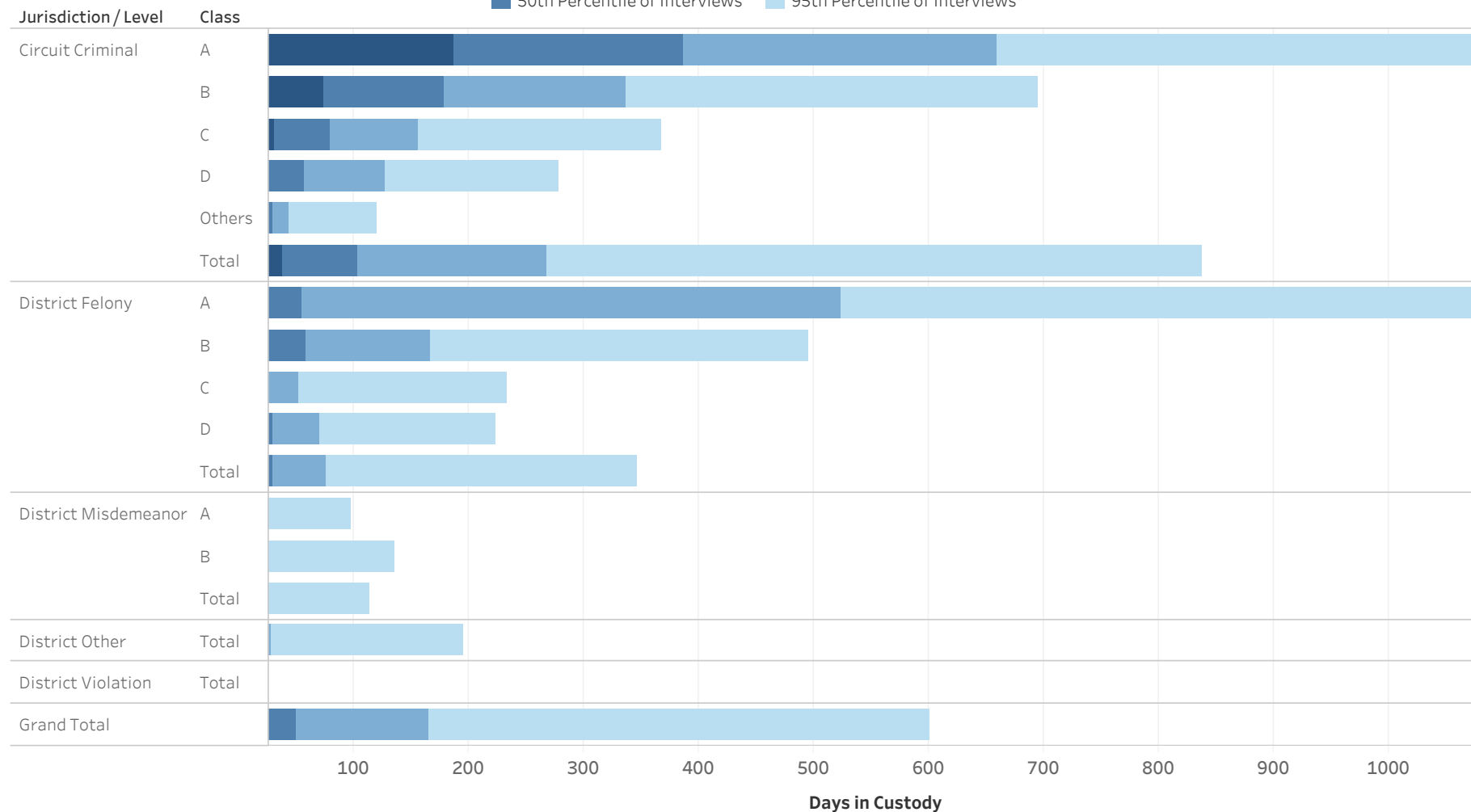
Statistical Analysis Considerations

- * Data provided from the Pretrial Information Management System.
- * Counts reflect distinct pretrial interviews within a given jurisdiction (Circuit or District Court). Time in custody is evaluated separately for District and Circuit cases.
- * A single Interview may involve more than one case, and a single defendant may have multiple interviews during a given period of time.



ADMINISTRATIVE OFFICE OF THE COURTS
Research and Statistics
Defendants in Custody May 11, 2022
Time in Custody (Days)
JEFFERSON COUNTY

■ 25th Percentile of Interviews ■ 75th Percentile of Interviews
■ 50th Percentile of Interviews ■ 95th Percentile of Interviews



Statistical Analysis Considerations

- * Data provided from the Pretrial Information Management System.
- * Counts reflect distinct pretrial interviews within a given jurisdiction (Circuit or District Court). Time in custody is evaluated separately for District and Circuit cases.
- * A single Interview may involve more than one case, and a single defendant may have multiple interviews during a given period of time.



ADMINISTRATIVE OFFICE OF THE COURTS
Research and Statistics
Defendants in Custody May 11, 2022
Time in Custody (Days)
JEFFERSON COUNTY

Percentile of the Time in Custody (Days)

Jurisdiction / Level	Class	# of Interviews	25% Percentile of Interviews	50th Percentile of Interviews	75th Percentile of Interviews	95th Percentile of Interviews
Circuit Criminal	A	131	186	386	659	1,515
	B	217	73	178	336	695
	C	179	31	79	156	367
	D	111	19	57	128	279
	Others	93	16	30	44	120
	Total		731	38	103	268
District Felony	A	27	19	54	524	1,296
	B	91	21	58	167	495
	C	170	8	20	52	233
	D	230	8	30	70	223
	Total		518	10	29	76
District Misdemeanor	A	116	5	12	26	98
	B	34	2	7	19	136
	Total	150	4	10	26	114
District Other	Total	10	13	21	28	195
District Violation	Total	7	1	2	4	5
Grand Total		1,201	15	50	165	601

* Data provided from the Pretrial Information Management System.

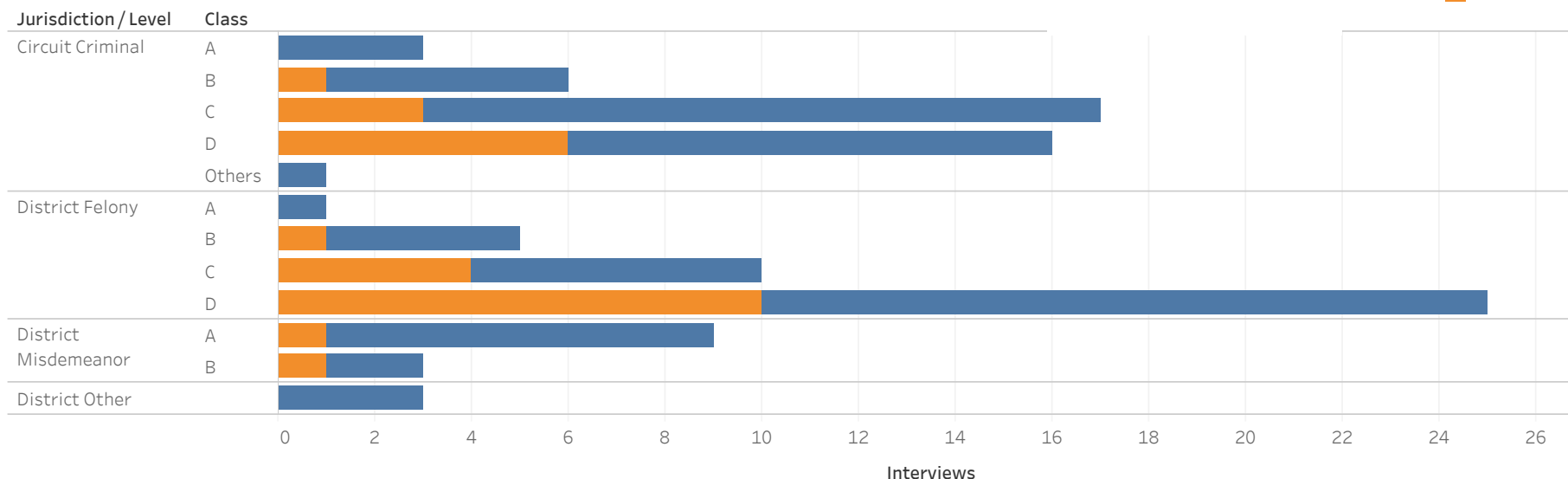
* Counts reflect distinct pretrial interviews within a given jurisdiction (Circuit or District Court). Time in custody is evaluated separately for District and Circuit cases.

* A single Interview may involve more than one case, and a single defendant may have multiple interviews during a given period of time.



**ADMINISTRATIVE OFFICE OF THE COURTS
Research and Statistics
Defendants in Custody May 11, 2022
JESSAMINE COUNTY**

Current Holder
■ No Holder
■ Has Holder



Jurisdiction/Level	Class	No Holder	Non-Payment Fines / Restitution	Probation	Other	Parole	Contempt	State Inmate	County Inmate	Grand Total
Circuit Criminal	A	3								3
	B	5					1			6
	C	14	2					1		17
	D	10	4	1	1					16
	Others	1								1
District Felony	A	1								1
	B	4				1				5
	C	6	2	1	1					10
	D	15	5	1	2	1	1			25
District Misdemeanor	A	8		1						9
	B	2							1	3
District Other		3								3
Grand Total		62	12	3	3	2	2	1	1	86

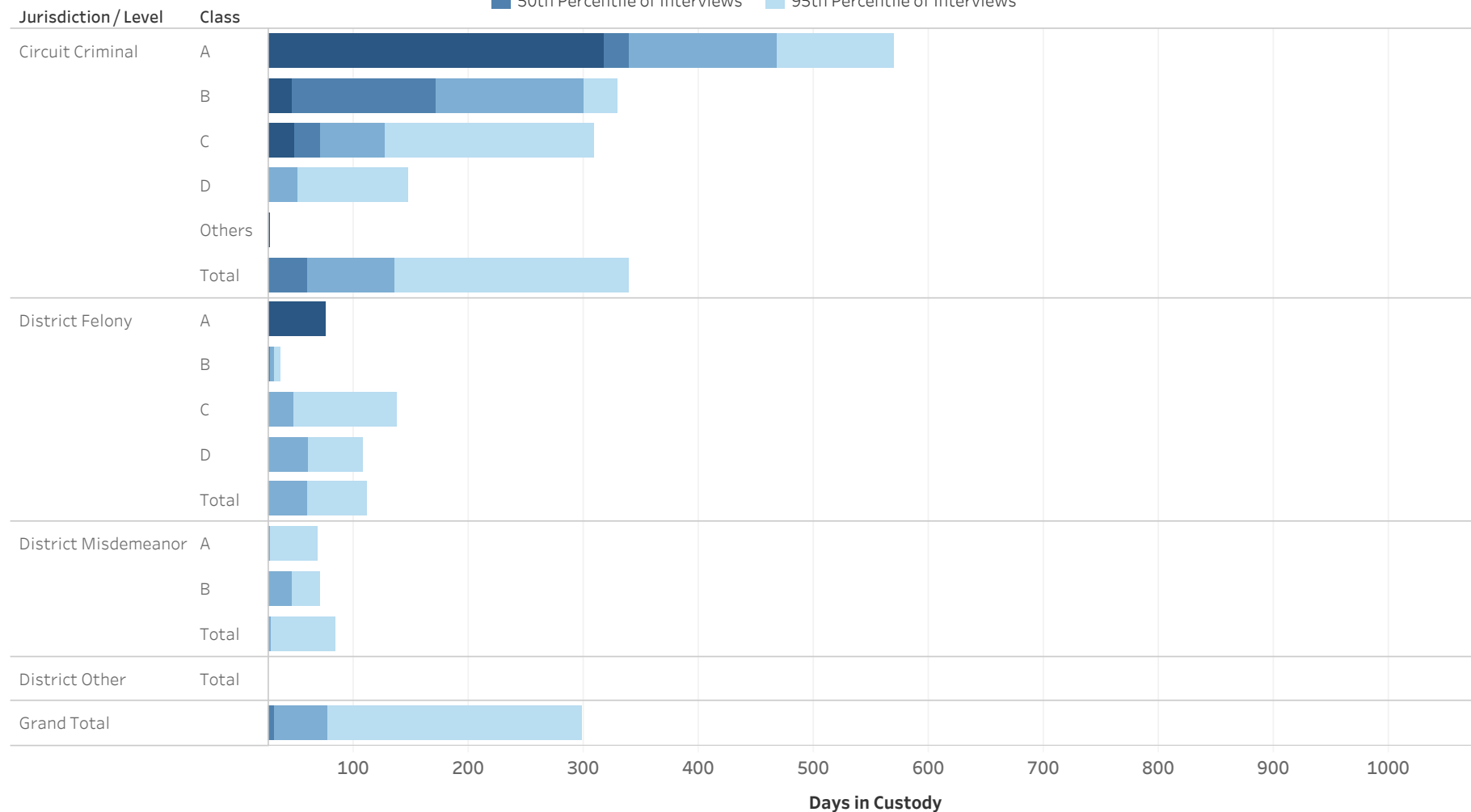
Statistical Analysis Considerations

- * Data provided from the Pretrial Information Management System.
- * Counts reflect distinct pretrial interviews within a given jurisdiction (Circuit or District Court). Time in custody is evaluated separately for District and Circuit cases.
- * A single Interview may involve more than one case, and a single defendant may have multiple interviews during a given period of time.



ADMINISTRATIVE OFFICE OF THE COURTS
Research and Statistics
Defendants in Custody May 11, 2022
Time in Custody (Days)
JESSAMINE COUNTY

■ 25th Percentile of Interviews ■ 75th Percentile of Interviews
■ 50th Percentile of Interviews ■ 95th Percentile of Interviews



Statistical Analysis Considerations

- * Data provided from the Pretrial Information Management System.
- * Counts reflect distinct pretrial interviews within a given jurisdiction (Circuit or District Court). Time in custody is evaluated separately for District and Circuit cases.
- * A single Interview may involve more than one case, and a single defendant may have multiple interviews during a given period of time.



ADMINISTRATIVE OFFICE OF THE COURTS
Research and Statistics
Defendants in Custody May 11, 2022
Time in Custody (Days)
JESSAMINE COUNTY

Percentile of the Time in Custody (Days)

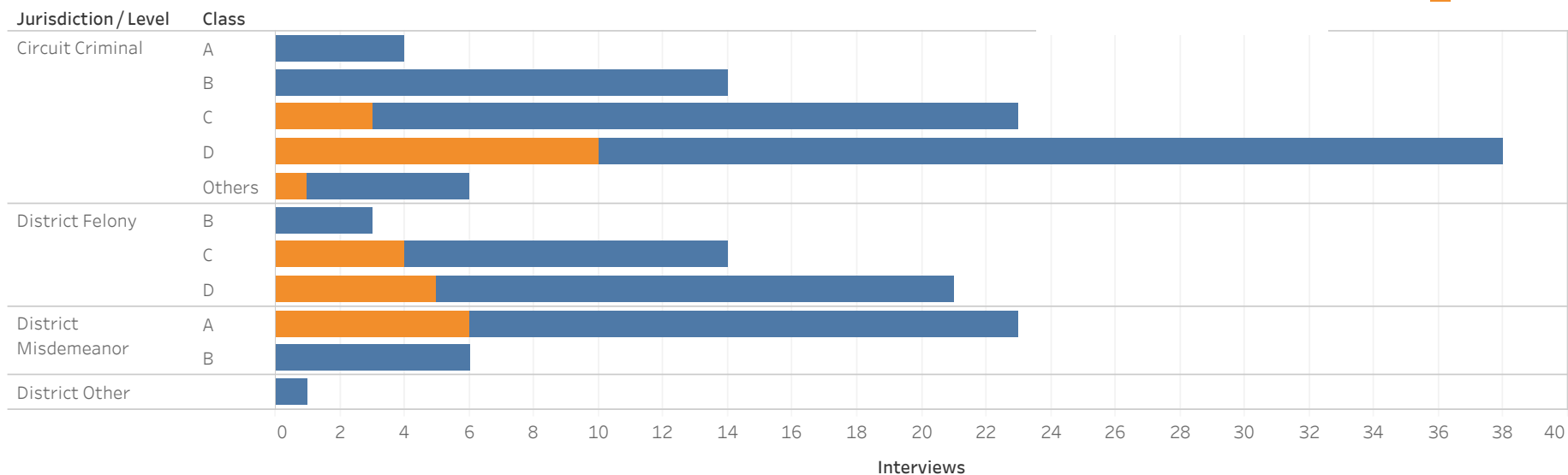
Jurisdiction / Level	Class	# of Interviews	25% Percentile of Interviews	50th Percentile of Interviews	75th Percentile of Interviews	95th Percentile of Interviews
Circuit Criminal	A	3	317.5	339.0	467.0	569.4
	B	6	45.8	171.5	299.5	329.3
	C	17	49.0	71.0	127.0	308.8
	D	16	11.8	23.0	50.8	147.3
	Others	1	27.0	27.0	27.0	27.0
	Total		43	25.5	59.0	135.0
District Felony	A	1	76.0	76.0	76.0	76.0
	B	5	14.0	27.0	31.0	36.6
	C	10	11.0	26.0	46.8	137.5
	D	25	8.0	24.0	60.0	107.4
	Total		41	10.0	26.0	59.0
District Misdemeanor	A	9	9.0	12.0	27.0	68.6
	B	3	11.5	14.0	46.0	71.6
	Total		12	9.0	13.0	28.3
District Other	Total	3	3.0	6.0	8.0	9.6
Grand Total		86	11.5	31.0	76.5	297.9

* Data provided from the Pretrial Information Management System.
 * Counts reflect distinct pretrial interviews within a given jurisdiction (Circuit or District Court). Time in custody is evaluated separately for District and Circuit cases.
 * A single Interview may involve more than one case, and a single defendant may have multiple interviews during a given period of time.



**ADMINISTRATIVE OFFICE OF THE COURTS
Research and Statistics
Defendants in Custody May 11, 2022
JOHNSON COUNTY**

Current Holder
■ No Holder
■ Has Holder



Jurisdiction/Level	Class	No Holder	Non-Payment Fines/Restitution	Probation	Other	State Inmate	Parole	Contempt	Grand Total
Circuit Criminal	A	4							4
	B	14							14
	C	20	2		1				23
	D	28	3	3		2	1	1	38
	Others	5	1						6
District Felony	B	3							3
	C	10	1		2			1	14
	D	16	4				1		21
District Misdemeanor	A	17	2	1	2			1	23
	B	6							6
District Other		1							1
Grand Total		110	10	4	4	2	2	2	134

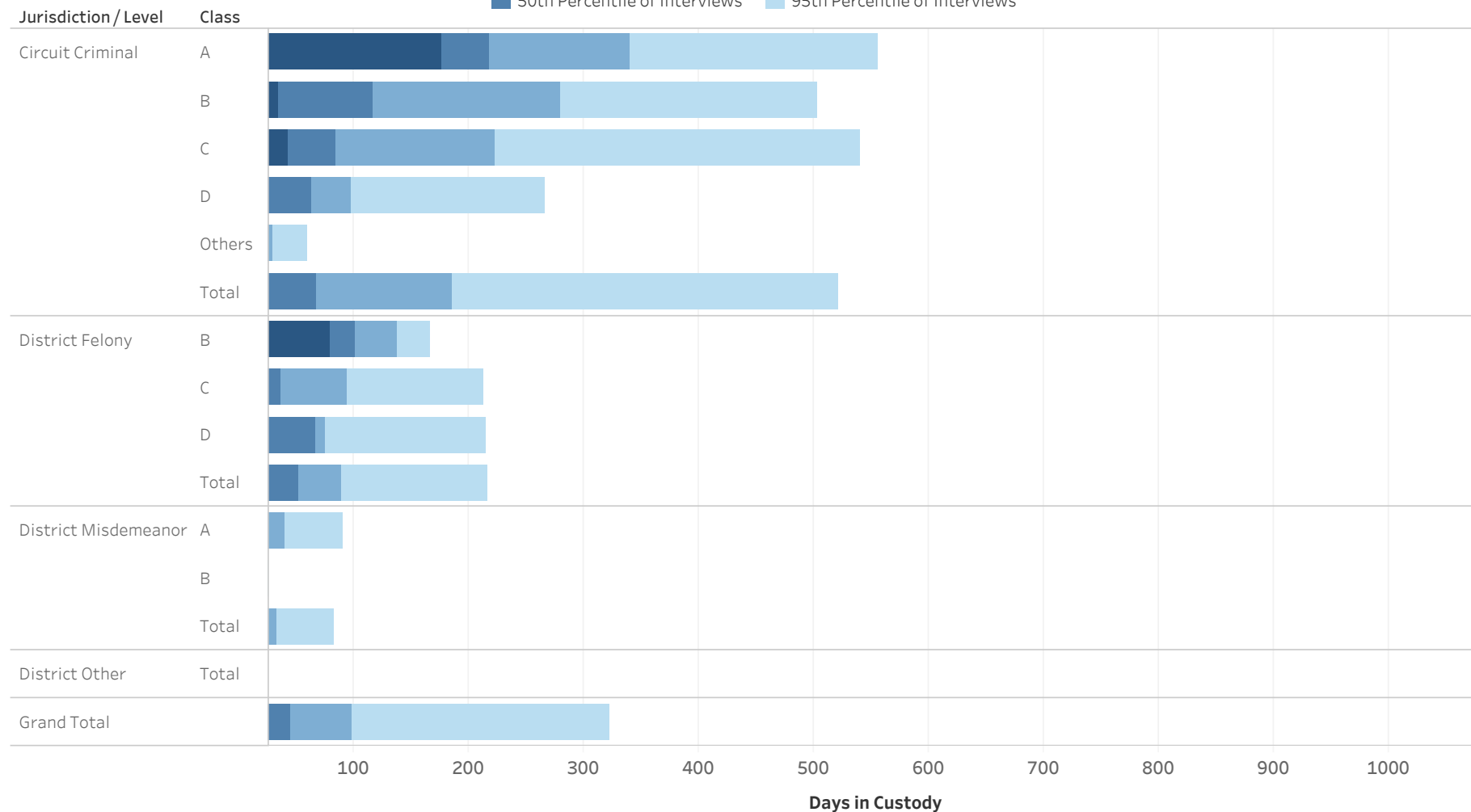
Statistical Analysis Considerations

- * Data provided from the Pretrial Information Management System.
- * Counts reflect distinct pretrial interviews within a given jurisdiction (Circuit or District Court). Time in custody is evaluated separately for District and Circuit cases.
- * A single Interview may involve more than one case, and a single defendant may have multiple interviews during a given period of time.



ADMINISTRATIVE OFFICE OF THE COURTS
Research and Statistics
Defendants in Custody May 11, 2022
Time in Custody (Days)
JOHNSON COUNTY

■ 25th Percentile of Interviews ■ 75th Percentile of Interviews
■ 50th Percentile of Interviews ■ 95th Percentile of Interviews



Statistical Analysis Considerations

- * Data provided from the Pretrial Information Management System.
- * Counts reflect distinct pretrial interviews within a given jurisdiction (Circuit or District Court). Time in custody is evaluated separately for District and Circuit cases.
- * A single Interview may involve more than one case, and a single defendant may have multiple interviews during a given period of time.



ADMINISTRATIVE OFFICE OF THE COURTS
Research and Statistics
Defendants in Custody May 11, 2022
Time in Custody (Days)
JOHNSON COUNTY

Percentile of the Time in Custody (Days)

Jurisdiction / Level	Class	# of Interviews	25% Percentile of Interviews	50th Percentile of Interviews	75th Percentile of Interviews	95th Percentile of Interviews
Circuit Criminal	A	4	175.8	218.0	340.5	555.3
	B	14	33.8	116.5	279.0	502.9
	C	23	42.5	84.0	222.5	540.0
	D	38	22.0	62.5	97.3	266.2
	Others	6	20.3	24.0	30.0	58.8
	Total		85	24.0	68.0	185.0
District Felony	B	3	79.5	101.0	137.5	166.7
	C	14	21.0	36.5	94.3	212.6
	D	21	14.0	66.0	75.0	215.0
	Total	38	19.5	51.5	89.5	215.9
District Misdemeanor	A	23	5.5	19.0	40.5	89.8
	B	6	3.3	7.0	10.0	26.0
	Total	29	5.0	14.0	33.0	83.2
District Other	Total	1	22.0	22.0	22.0	22.0
Grand Total		134	19.0	45.0	98.0	321.8

* Data provided from the Pretrial Information Management System.

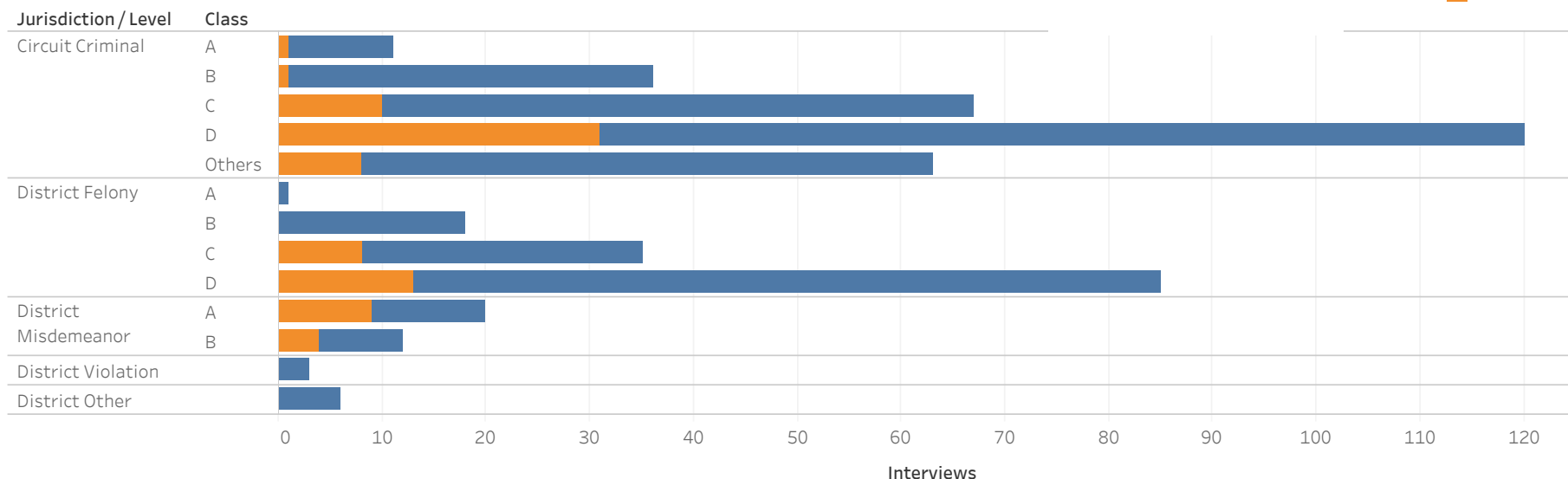
* Counts reflect distinct pretrial interviews within a given jurisdiction (Circuit or District Court). Time in custody is evaluated separately for District and Circuit cases.

* A single Interview may involve more than one case, and a single defendant may have multiple interviews during a given period of time.



ADMINISTRATIVE OFFICE OF THE COURTS Research and Statistics Defendants in Custody May 11, 2022 KENTON COUNTY

Current Holder
■ No Holder
■ Has Holder



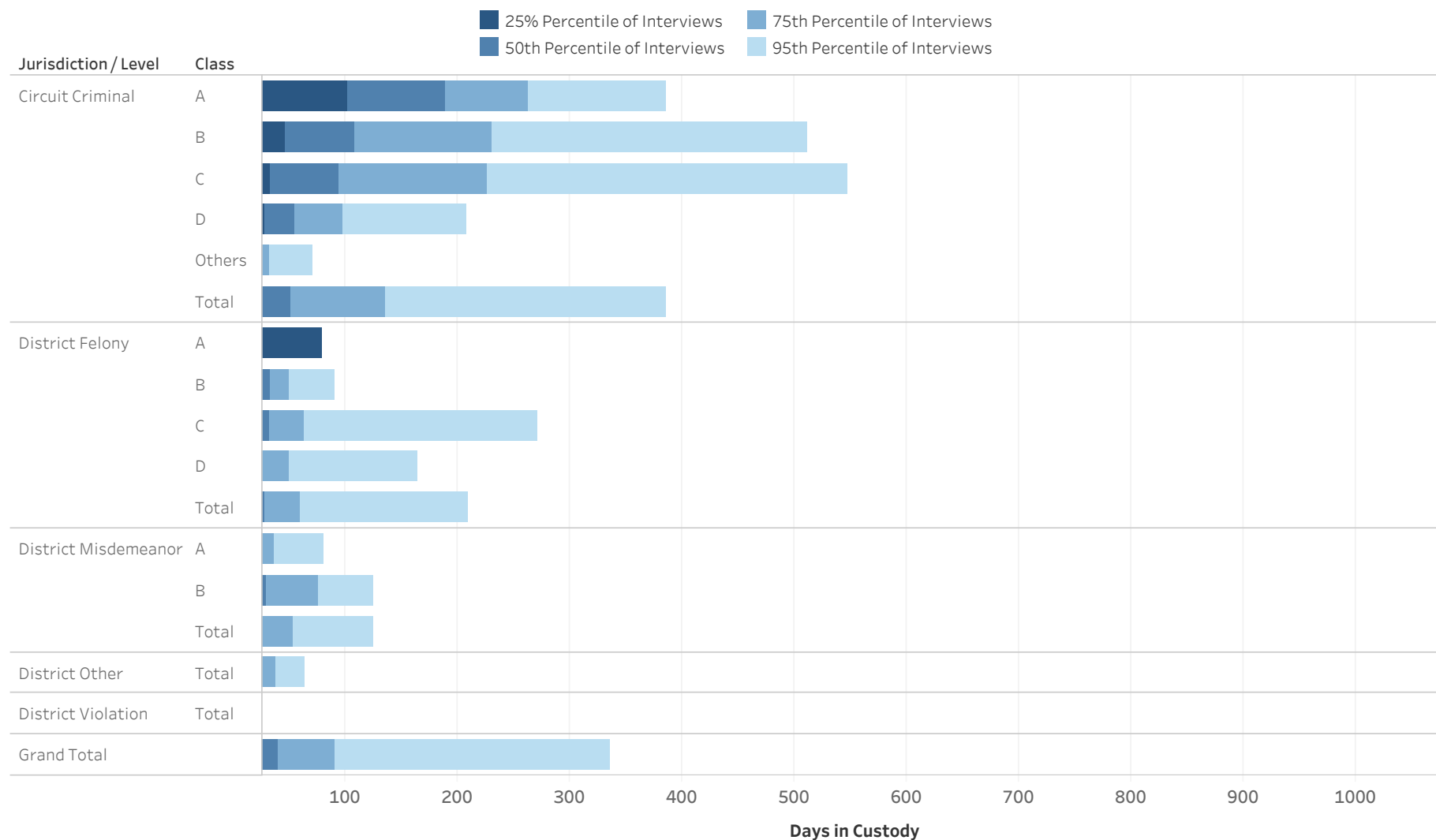
Jurisdiction/Level	Class	No Holder	Non-Payment Fines / Restitution	Parole	Other	Probation	State Inmate	Contempt	Federal Inmate	Grand Total
Circuit Criminal	A	10			1					11
	B	35			1					36
	C	57	4	1	2	1	2			67
	D	89	14	7	5	2	1	2		120
	Others	55	4	1		3				63
District Felony	A	1								1
	B	18								18
	C	27	2	3	1	1		1		35
	D	72	5	2	4	1	1			85
District Misdemeanor	A	11	4	1	2			1	1	20
	B	8	2	2						12
District Other		6								6
District Violation		3								3
Grand Total		347	29	15	14	7	4	4	1	421

Statistical Analysis Considerations

- * Data provided from the Pretrial Information Management System.
- * Counts reflect distinct pretrial interviews within a given jurisdiction (Circuit or District Court). Time in custody is evaluated separately for District and Circuit cases.
- * A single Interview may involve more than one case, and a single defendant may have multiple interviews during a given period of time.



ADMINISTRATIVE OFFICE OF THE COURTS
Research and Statistics
Defendants in Custody May 11, 2022
Time in Custody (Days)
KENTON COUNTY



Statistical Analysis Considerations

- * Data provided from the Pretrial Information Management System.
- * Counts reflect distinct pretrial interviews within a given jurisdiction (Circuit or District Court). Time in custody is evaluated separately for District and Circuit cases.
- * A single Interview may involve more than one case, and a single defendant may have multiple interviews during a given period of time.



ADMINISTRATIVE OFFICE OF THE COURTS
Research and Statistics
Defendants in Custody May 11, 2022
Time in Custody (Days)
KENTON COUNTY

Percentile of the Time in Custody (Days)

Jurisdiction / Level	Class	# of Interviews	25% Percentile of Interviews	50th Percentile of Interviews	75th Percentile of Interviews	95th Percentile of Interviews
Circuit Criminal	A	11	102.5	189.0	263.0	385.0
	B	36	45.5	107.5	231.0	512.0
	C	67	33.0	94.0	225.5	546.7
	D	120	28.0	55.0	97.3	208.3
	Others	63	13.5	23.0	32.0	70.5
	Total		297	22.0	51.0	135.0
District Felony	A	1	79.0	79.0	79.0	79.0
	B	18	6.3	32.5	50.3	89.7
	C	35	15.5	32.0	63.0	271.2
	D	85	11.0	25.0	50.0	164.0
	Total		139	11.0	28.0	59.0
District Misdemeanor	A	20	11.5	19.5	36.5	81.1
	B	12	11.5	30.0	75.5	124.9
	Total		32	11.5	21.5	53.3
District Other	Total	6	10.5	25.0	38.0	64.0
District Violation	Total	3	1.0	1.0	9.0	15.4
Grand Total		421	17.0	40.0	90.0	335.2

* Data provided from the Pretrial Information Management System.

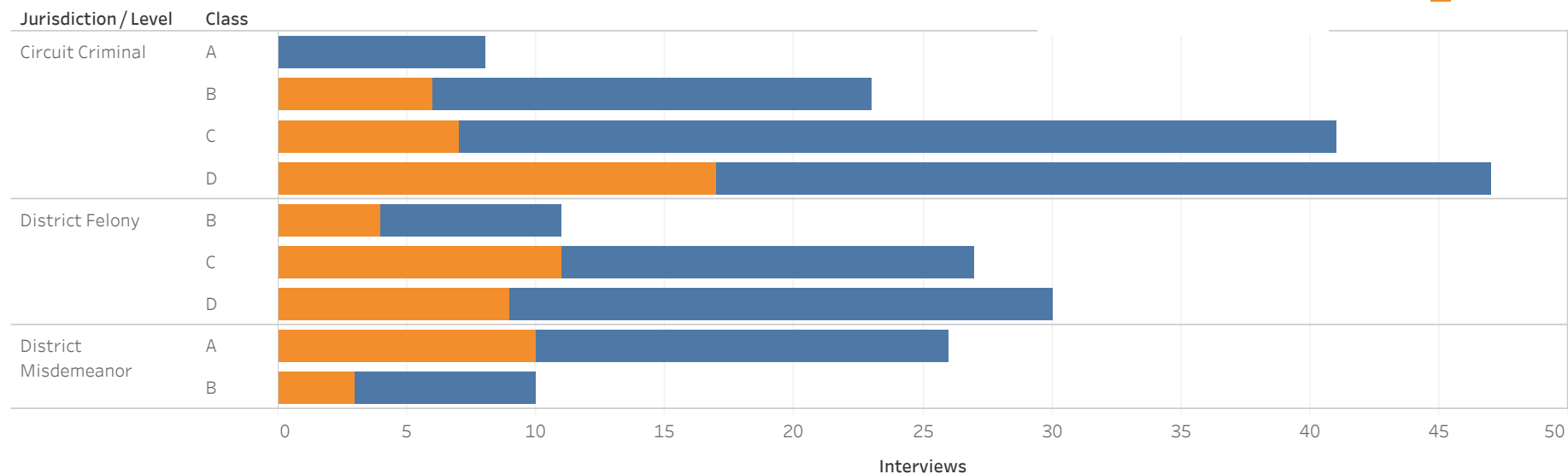
* Counts reflect distinct pretrial interviews within a given jurisdiction (Circuit or District Court). Time in custody is evaluated separately for District and Circuit cases.

* A single Interview may involve more than one case, and a single defendant may have multiple interviews during a given period of time.



ADMINISTRATIVE OFFICE OF THE COURTS Research and Statistics Defendants in Custody May 11, 2022 KNOX COUNTY

Current Holder
■ No Holder
■ Has Holder



Jurisdiction/Level	Class	No Holder	Non-Payment Fines / Restitution	Parole	State Inmate	Contempt	Probation	Other	County Inmate	Grand Total
Circuit Criminal	A	8								8
	B	17	1	1		2		2		23
	C	34		3	4					41
	D	30	9	3		2	1	1	1	47
District Felony	B	7		1	1			2		11
	C	16	3	3	3		1		1	27
	D	21	3		1		4	1		30
District Misdemeanor	A	16	4		1	2	1	2		26
	B	7	1			2				10
Grand Total		142	18	10	9	8	7	6	1	201

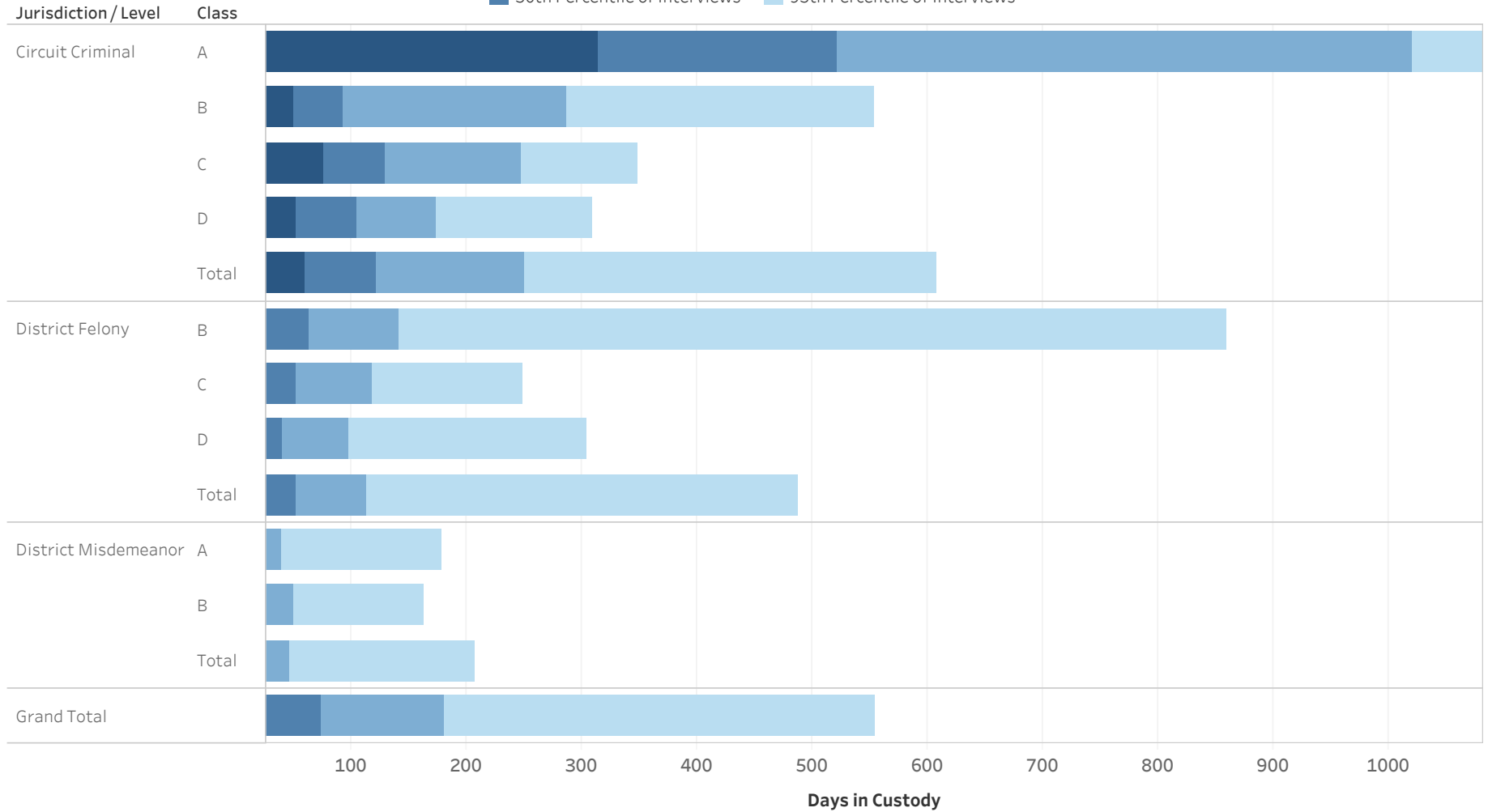
Statistical Analysis Considerations

- * Data provided from the Pretrial Information Management System.
- * Counts reflect distinct pretrial interviews within a given jurisdiction (Circuit or District Court). Time in custody is evaluated separately for District and Circuit cases.
- * A single Interview may involve more than one case, and a single defendant may have multiple interviews during a given period of time.



ADMINISTRATIVE OFFICE OF THE COURTS
Research and Statistics
Defendants in Custody May 11, 2022
Time in Custody (Days)
KNOX COUNTY

■ 25th Percentile of Interviews ■ 75th Percentile of Interviews
■ 50th Percentile of Interviews ■ 95th Percentile of Interviews



Statistical Analysis Considerations

- * Data provided from the Pretrial Information Management System.
- * Counts reflect distinct pretrial interviews within a given jurisdiction (Circuit or District Court). Time in custody is evaluated separately for District and Circuit cases.
- * A single Interview may involve more than one case, and a single defendant may have multiple interviews during a given period of time.



ADMINISTRATIVE OFFICE OF THE COURTS
Research and Statistics
Defendants in Custody May 11, 2022
Time in Custody (Days)
KNOX COUNTY

Percentile of the Time in Custody (Days)

Jurisdiction / Level	Class	# of Interviews	25% Percentile of Interviews	50th Percentile of Interviews	75th Percentile of Interviews	95th Percentile of Interviews
Circuit Criminal	A	8	314	521	1,020	1,376
	B	23	50	93	287	554
	C	41	76	129	247	349
	D	47	52	104	174	309
	Total	119	59	121	250	608
District Felony	B	11	23	63	141	859
	C	27	21	52	117	249
	D	30	9	40	97	305
	Total	68	14	52	113	488
District Misdemeanor	A	26	6	10	39	178
	B	10	3	24	50	162
	Total	36	6	13	46	207
Grand Total		201	23	74	180	554

* Data provided from the Pretrial Information Management System.

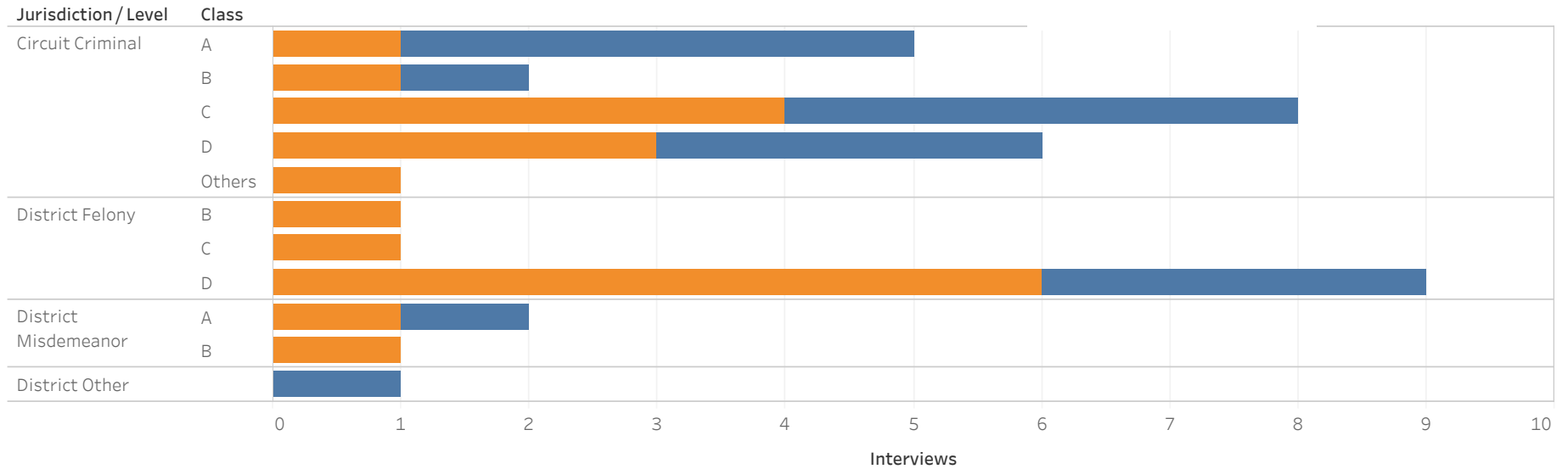
* Counts reflect distinct pretrial interviews within a given jurisdiction (Circuit or District Court). Time in custody is evaluated separately for District and Circuit cases.

* A single Interview may involve more than one case, and a single defendant may have multiple interviews during a given period of time.



**ADMINISTRATIVE OFFICE OF THE COURTS
Research and Statistics
Defendants in Custody May 11, 2022
LARUE COUNTY**

Current Holder
■ No Holder
■ Has Holder



Jurisdiction / Level	Class	No Holder	State Inmate	Probation	Non-Payment Fines / Restitution	Parole	Contempt	Grand Total
Circuit Criminal	A	4	1					5
	B	1		1				2
	C	4	2	1	1			8
	D	3		2			1	6
	Others		1					1
District Felony	B		1					1
	C			1				1
	D	3	2	2	1		1	9
District Misdemeanor	A	1				1		2
	B			1				1
District Other		1						1
Grand Total		16	7	6	2	1	1	33

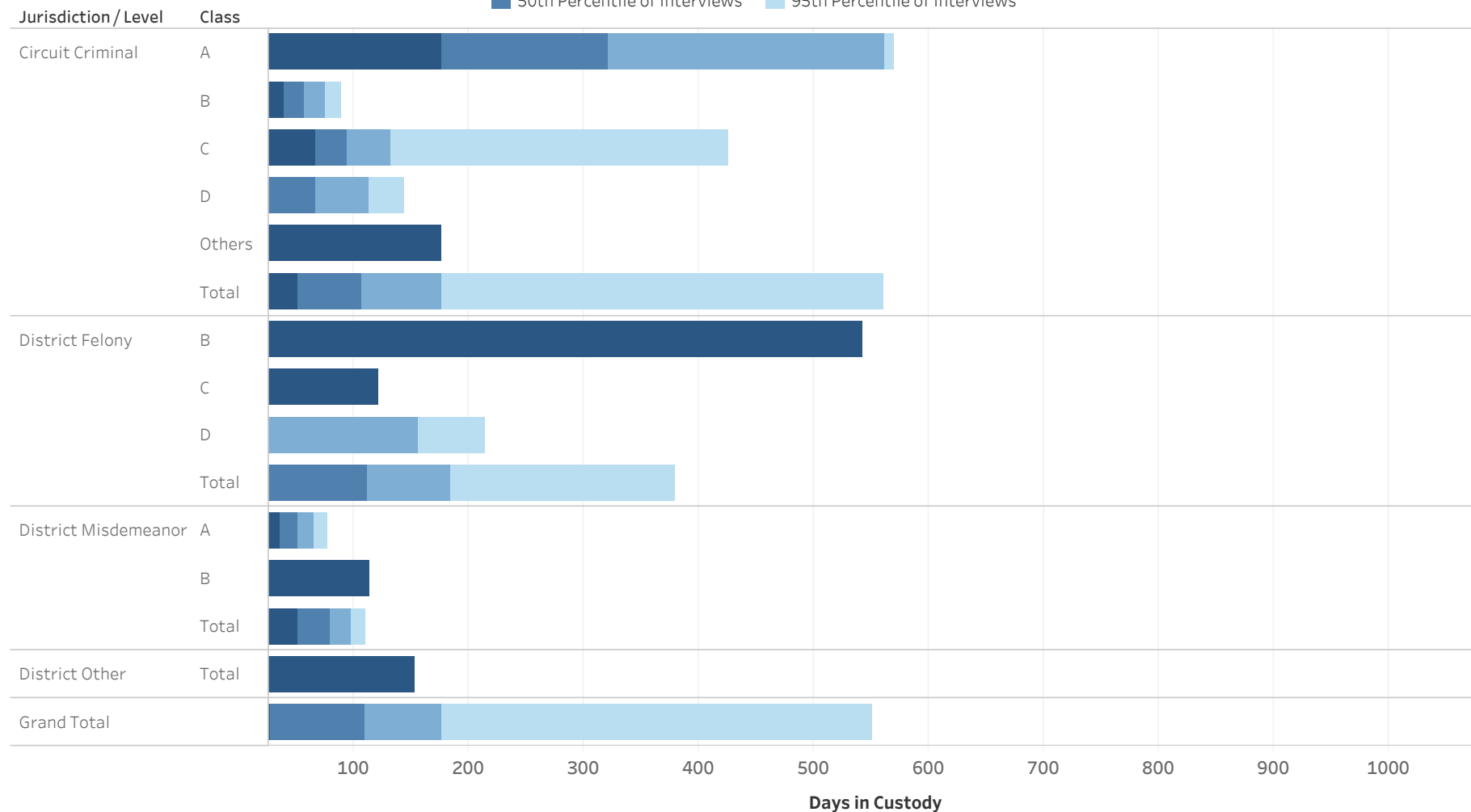
Statistical Analysis Considerations

- * Data provided from the Pretrial Information Management System.
- * Counts reflect distinct pretrial interviews within a given jurisdiction (Circuit or District Court). Time in custody is evaluated separately for District and Circuit cases.
- * A single Interview may involve more than one case, and a single defendant may have multiple interviews during a given period of time.



ADMINISTRATIVE OFFICE OF THE COURTS
Research and Statistics
Defendants in Custody May 11, 2022
Time in Custody (Days)
LARUE COUNTY

■ 25th Percentile of Interviews ■ 75th Percentile of Interviews
■ 50th Percentile of Interviews ■ 95th Percentile of Interviews



Statistical Analysis Considerations

- * Data provided from the Pretrial Information Management System.
- * Counts reflect distinct pretrial interviews within a given jurisdiction (Circuit or District Court). Time in custody is evaluated separately for District and Circuit cases.
- * A single Interview may involve more than one case, and a single defendant may have multiple interviews during a given period of time.



ADMINISTRATIVE OFFICE OF THE COURTS
Research and Statistics
Defendants in Custody May 11, 2022
Time in Custody (Days)
LARUE COUNTY

Percentile of the Time in Custody (Days)

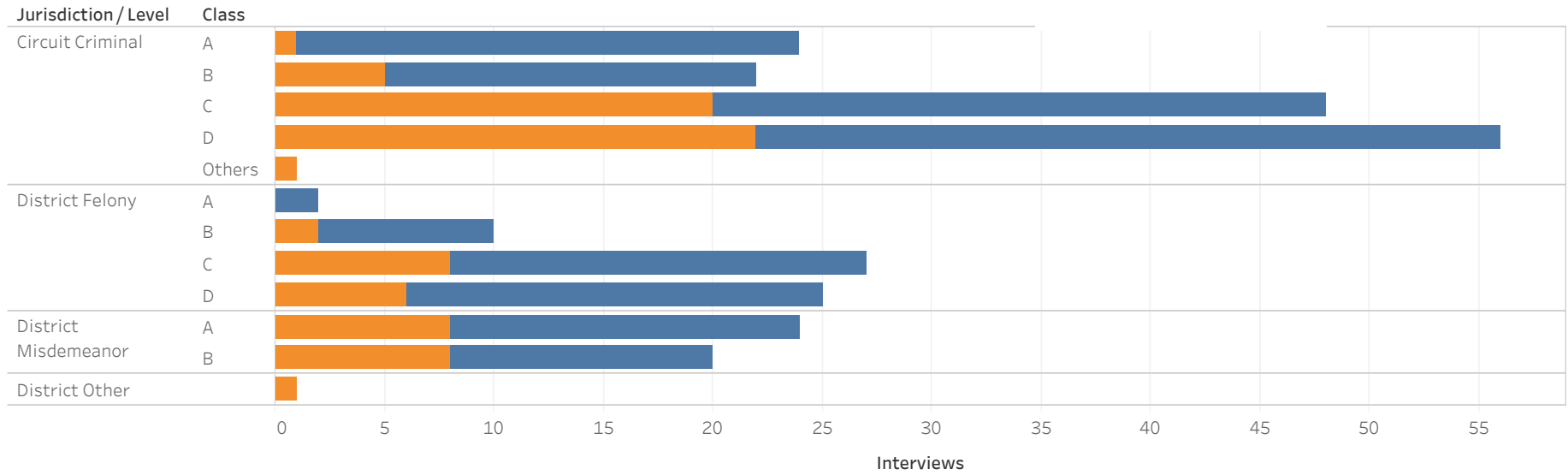
Jurisdiction / Level	Class	# of Interviews	25% Percentile of Interviews	50th Percentile of Interviews	75th Percentile of Interviews	95th Percentile of Interviews
Circuit Criminal	A	5	176.0	321.0	561.0	569.8
	B	2	39.5	57.0	74.5	88.5
	C	8	66.0	93.5	132.3	425.9
	D	6	23.3	66.0	112.5	143.5
	Others	1	176.0	176.0	176.0	176.0
	Total		22	51.0	107.0	176.0
District Felony	B	1	543.0	543.0	543.0	543.0
	C	1	121.0	121.0	121.0	121.0
	D	9	8.0	24.0	156.0	214.4
	Total		11	11.0	112.0	184.0
District Misdemeanor	A	2	35.8	50.5	65.3	77.1
	B	1	114.0	114.0	114.0	114.0
	Total		3	50.5	80.0	97.0
District Other	Total	1	153.0	153.0	153.0	153.0
Grand Total		33	27.0	109.0	176.0	550.6

* Data provided from the Pretrial Information Management System.
 * Counts reflect distinct pretrial interviews within a given jurisdiction (Circuit or District Court). Time in custody is evaluated separately for District and Circuit cases.
 * A single Interview may involve more than one case, and a single defendant may have multiple interviews during a given period of time.



**ADMINISTRATIVE OFFICE OF THE COURTS
Research and Statistics
Defendants in Custody May 11, 2022
LAUREL COUNTY**

Current Holder
■ No Holder
■ Has Holder



Jurisdiction / Level	Class	No Holder	Non-Payment Fines / Restitution	Probation	State Inmate	Federal Inmate	Other	Parole	Contempt	County Inmate	Grand Total
Circuit Criminal	A	23				1					24
	B	17		1	2		1		1		22
	C	28	4	2	3	7	2	2			48
	D	34	10	3	1	1	3	3		1	56
	Others				1						
District Felony	A	2									2
	B	8	1					1			10
	C	19	1	2	2	2	1				27
	D	19	1	1	2		2				25
District Misdemeanor	A	16	3	2					2	1	24
	B	12	1	1	2		1	1	2		20
District Other									1		1
Grand Total		170	19	12	10	10	9	7	6	2	245

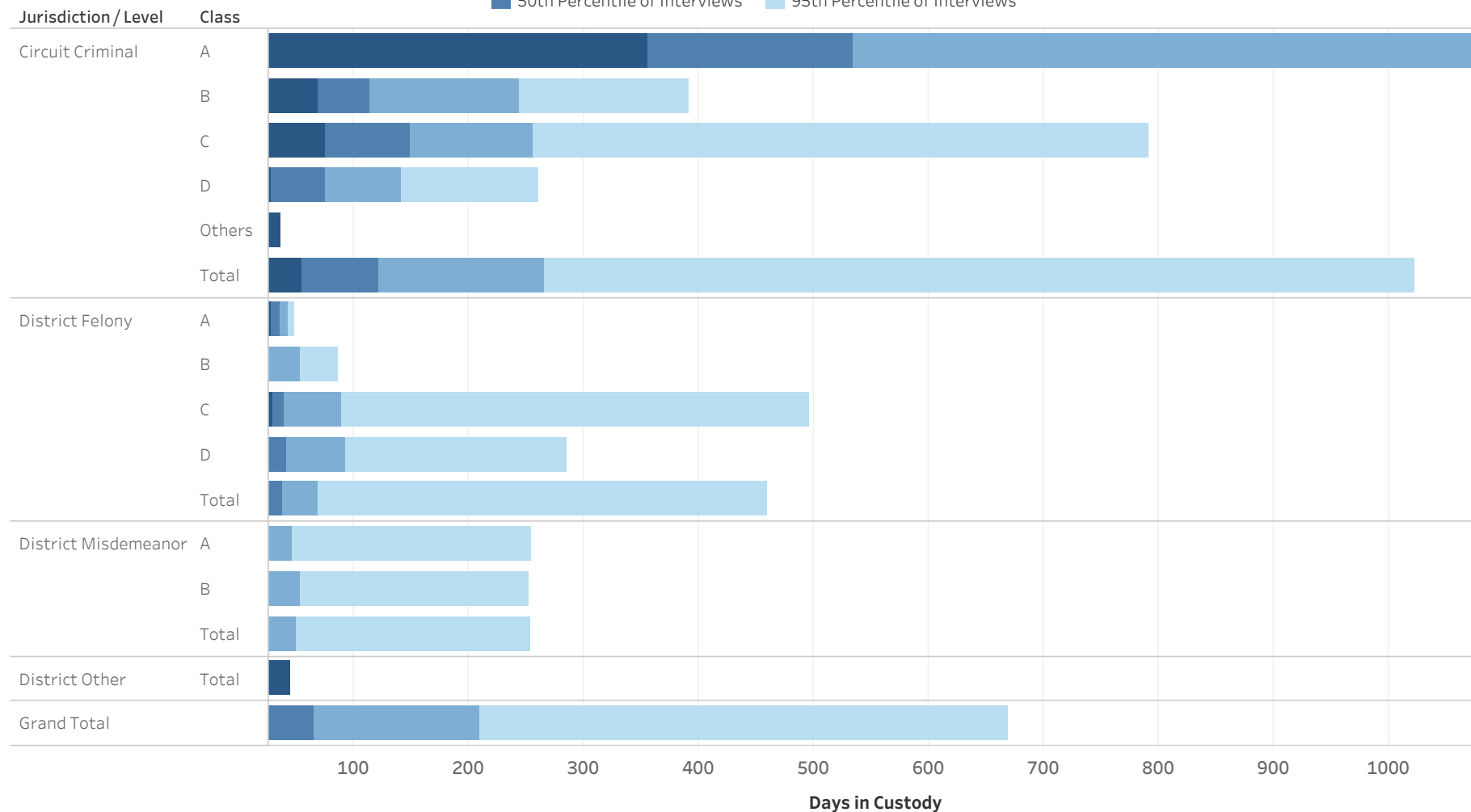
Statistical Analysis Considerations

- * Data provided from the Pretrial Information Management System.
- * Counts reflect distinct pretrial interviews within a given jurisdiction (Circuit or District Court). Time in custody is evaluated separately for District and Circuit cases.
- * A single Interview may involve more than one case, and a single defendant may have multiple interviews during a given period of time.



ADMINISTRATIVE OFFICE OF THE COURTS
Research and Statistics
Defendants in Custody May 11, 2022
Time in Custody (Days)
LAUREL COUNTY

■ 25th Percentile of Interviews ■ 75th Percentile of Interviews
■ 50th Percentile of Interviews ■ 95th Percentile of Interviews



Statistical Analysis Considerations

- * Data provided from the Pretrial Information Management System.
- * Counts reflect distinct pretrial interviews within a given jurisdiction (Circuit or District Court). Time in custody is evaluated separately for District and Circuit cases.
- * A single Interview may involve more than one case, and a single defendant may have multiple interviews during a given period of time.



ADMINISTRATIVE OFFICE OF THE COURTS
Research and Statistics
Defendants in Custody May 11, 2022
Time in Custody (Days)
LAUREL COUNTY

Percentile of the Time in Custody (Days)

Jurisdiction / Level	Class	# of Interviews	25% Percentile of Interviews	50th Percentile of Interviews	75th Percentile of Interviews	95th Percentile of Interviews
Circuit Criminal	A	24	356	534	1,104	1,481
	B	22	69	114	244	391
	C	48	75	148	256	791
	D	56	28	75	141	260
	Others	1	37	37	37	37
	Total		151	55	121	265
District Felony	A	2	28	36	43	49
	B	10	11	24	53	86
	C	27	29	39	89	496
	D	25	6	41	93	285
	Total		64	12	38	68
District Misdemeanor	A	24	5	14	46	255
	B	20	5	14	53	252
	Total		44	5	14	50
District Other	Total	1	45	45	45	45
Grand Total		245	25	66	209	668

* Data provided from the Pretrial Information Management System.

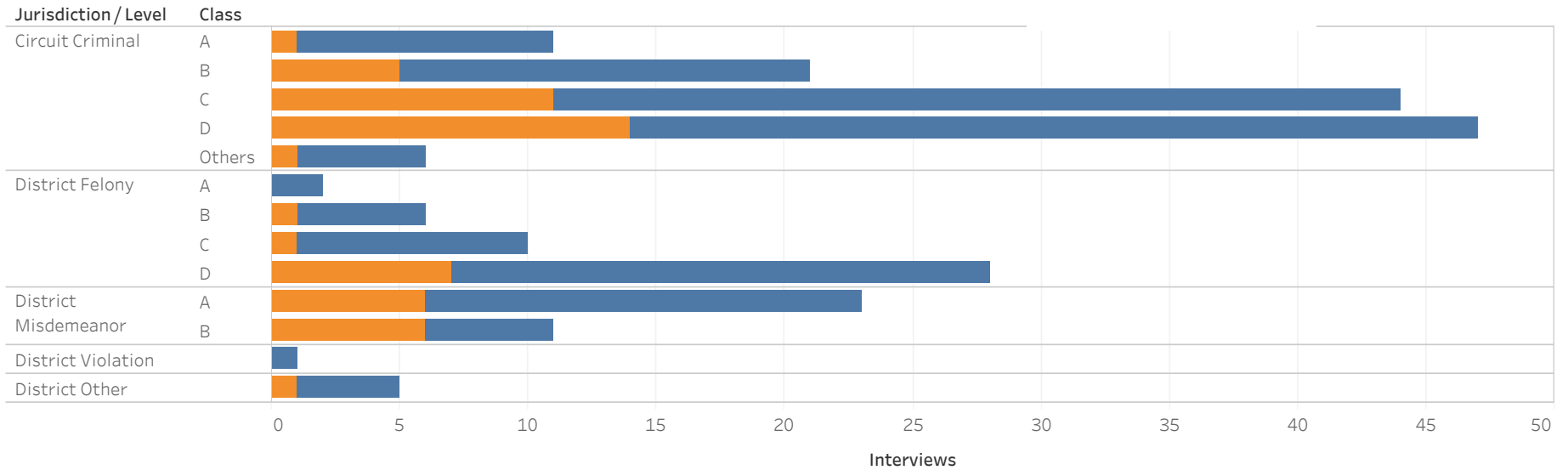
* Counts reflect distinct pretrial interviews within a given jurisdiction (Circuit or District Court). Time in custody is evaluated separately for District and Circuit cases.

* A single Interview may involve more than one case, and a single defendant may have multiple interviews during a given period of time.



**ADMINISTRATIVE OFFICE OF THE COURTS
Research and Statistics
Defendants in Custody May 11, 2022
LEE COUNTY**

Current Holder
■ No Holder
■ Has Holder



Jurisdiction/Level	Class	No Holder	Non-Payment Fines/Restitution	State Inmate	Probation	Parole	Other	Contempt	Grand Total
Circuit Criminal	A	10						1	11
	B	16	3	1	1				21
	C	33	4	5	2				44
	D	33	5	4	1	2	1	1	47
	Others	5	1						6
District Felony	A	2							2
	B	5			1				6
	C	9	1						10
	D	21	3		1	1	2		28
District Misdemeanor	A	17	2	3		1			23
	B	5	1	2	1	1		1	11
District Other		4					1		5
District Violation		1							1
Grand Total		138	15	14	7	5	3	3	185

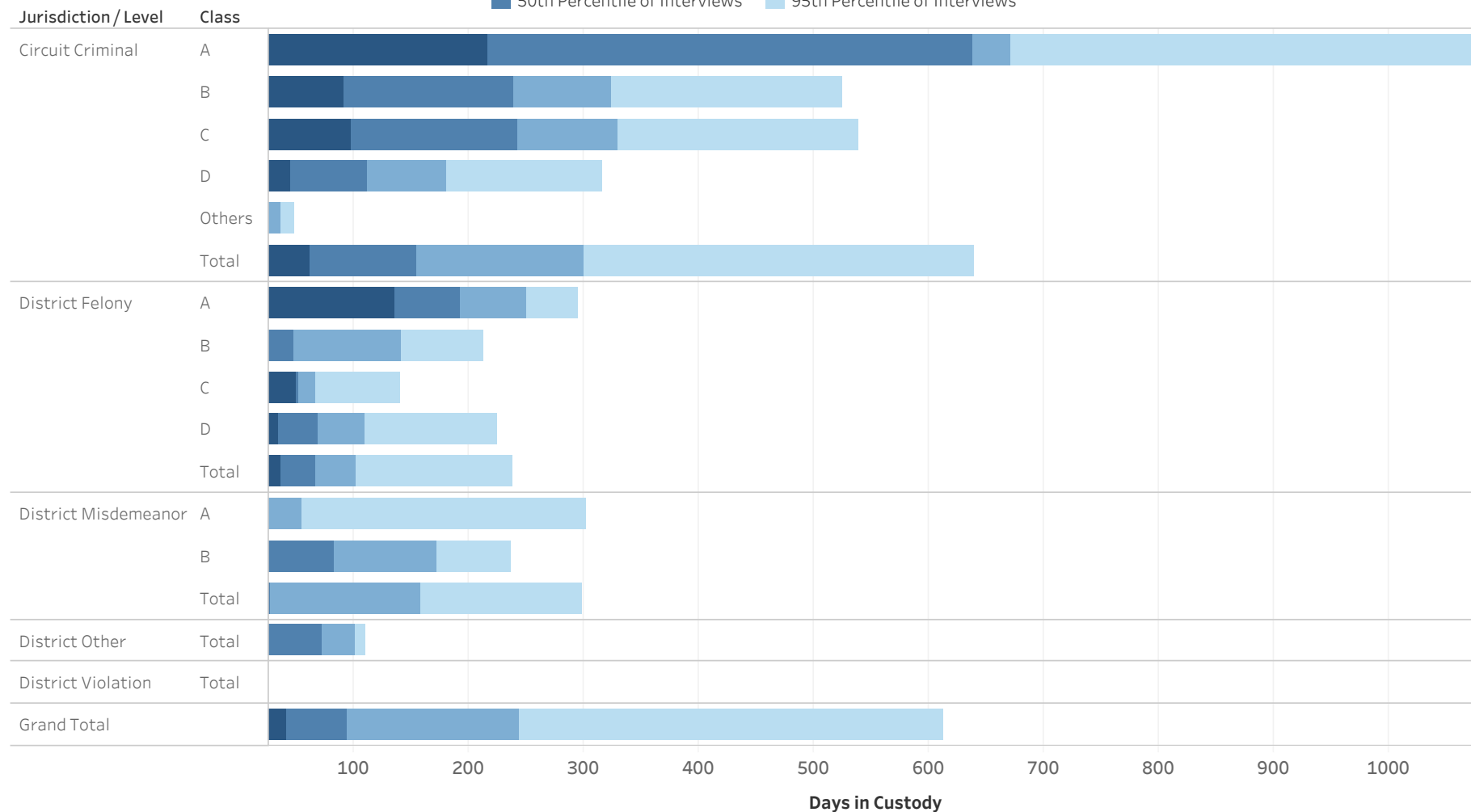
Statistical Analysis Considerations

- * Data provided from the Pretrial Information Management System.
- * Counts reflect distinct pretrial interviews within a given jurisdiction (Circuit or District Court). Time in custody is evaluated separately for District and Circuit cases.
- * A single Interview may involve more than one case, and a single defendant may have multiple interviews during a given period of time.



ADMINISTRATIVE OFFICE OF THE COURTS
Research and Statistics
Defendants in Custody May 11, 2022
Time in Custody (Days)
LEE COUNTY

■ 25th Percentile of Interviews ■ 75th Percentile of Interviews
■ 50th Percentile of Interviews ■ 95th Percentile of Interviews



Statistical Analysis Considerations

- * Data provided from the Pretrial Information Management System.
- * Counts reflect distinct pretrial interviews within a given jurisdiction (Circuit or District Court). Time in custody is evaluated separately for District and Circuit cases.
- * A single Interview may involve more than one case, and a single defendant may have multiple interviews during a given period of time.



ADMINISTRATIVE OFFICE OF THE COURTS
Research and Statistics
Defendants in Custody May 11, 2022
Time in Custody (Days)
LEE COUNTY

Percentile of the Time in Custody (Days)

Jurisdiction / Level	Class	# of Interviews	25% Percentile of Interviews	50th Percentile of Interviews	75th Percentile of Interviews	95th Percentile of Interviews
Circuit Criminal	A	11	217	638	672	1,409
	B	21	91	239	324	525
	C	44	98	242	330	538
	D	47	45	111	181	316
	Others	6	8	23	37	48
	Total		129	62	154	300
District Felony	A	2	136	193	249	295
	B	6	12	47	141	213
	C	10	50	52	67	140
	D	28	35	69	110	225
	Total		46	36	66	102
District Misdemeanor	A	23	13	24	55	302
	B	11	9	83	172	237
	Total		34	11	27	158
District Other	Total	5	2	72	101	110
District Violation	Total	1	8	8	8	8
Grand Total		185	41	94	244	612

* Data provided from the Pretrial Information Management System.

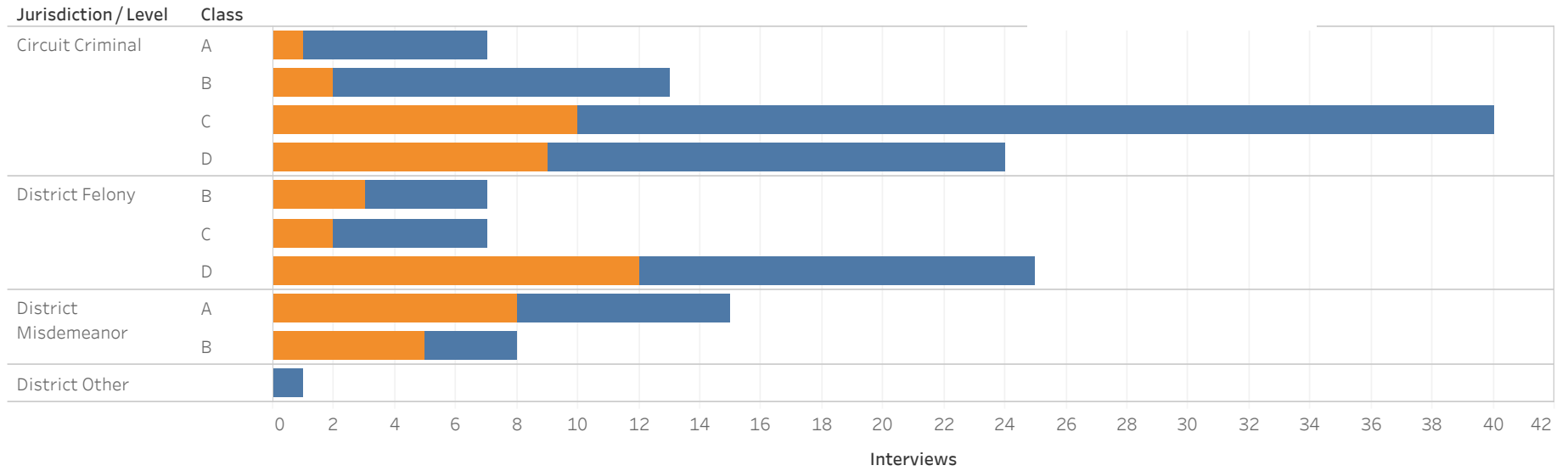
* Counts reflect distinct pretrial interviews within a given jurisdiction (Circuit or District Court). Time in custody is evaluated separately for District and Circuit cases.

* A single Interview may involve more than one case, and a single defendant may have multiple interviews during a given period of time.



ADMINISTRATIVE OFFICE OF THE COURTS
Research and Statistics
Defendants in Custody May 11, 2022
LESLIE COUNTY

Current Holder
■ No Holder
■ Has Holder



Jurisdiction/Level	Class	No Holder	State Inmate	Probation	Other	Non-Payment Fines / Restitution	Contempt	Parole	Grand Total
Circuit Criminal	A	6			1				7
	B	11	1			1			13
	C	30	1	1	3	2	3		40
	D	15	5		2	1	1		24
District Felony	B	4	2				1		7
	C	5	2						7
	D	13	4	4		3		1	25
District Misdemeanor	A	7	3	2	2	1			15
	B	3	2	2			1		8
District Other		1							1
Grand Total		77	17	8	6	6	5	1	120

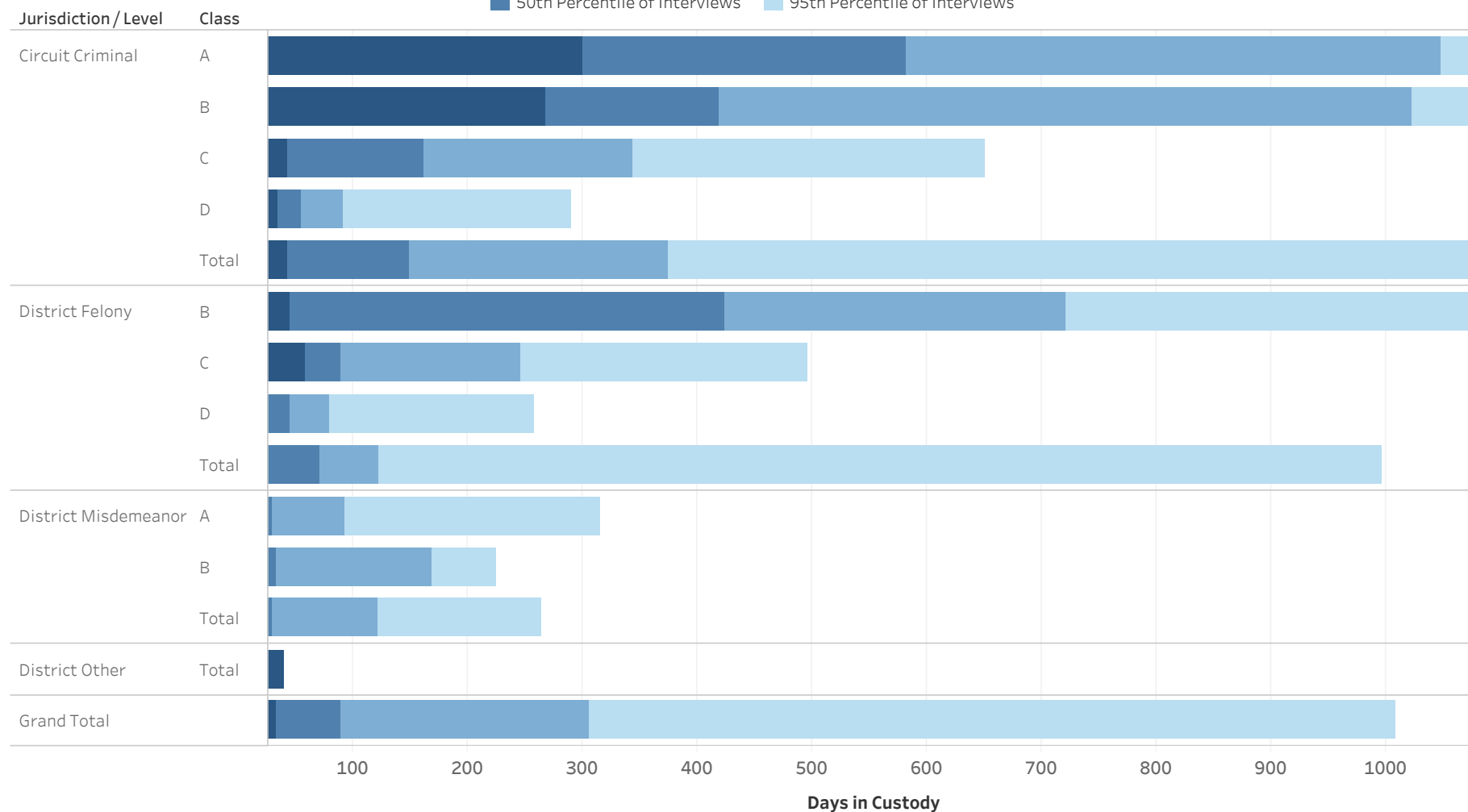
Statistical Analysis Considerations

- * Data provided from the Pretrial Information Management System.
- * Counts reflect distinct pretrial interviews within a given jurisdiction (Circuit or District Court). Time in custody is evaluated separately for District and Circuit cases.
- * A single Interview may involve more than one case, and a single defendant may have multiple interviews during a given period of time.



ADMINISTRATIVE OFFICE OF THE COURTS
Research and Statistics
Defendants in Custody May 11, 2022
Time in Custody (Days)
LESLIE COUNTY

■ 25th Percentile of Interviews ■ 75th Percentile of Interviews
■ 50th Percentile of Interviews ■ 95th Percentile of Interviews



Statistical Analysis Considerations

- * Data provided from the Pretrial Information Management System.
- * Counts reflect distinct pretrial interviews within a given jurisdiction (Circuit or District Court). Time in custody is evaluated separately for District and Circuit cases.
- * A single Interview may involve more than one case, and a single defendant may have multiple interviews during a given period of time.



ADMINISTRATIVE OFFICE OF THE COURTS
Research and Statistics
Defendants in Custody May 11, 2022
Time in Custody (Days)
LESLIE COUNTY

Percentile of the Time in Custody (Days)

Jurisdiction / Level	Class	# of Interviews	25% Percentile of Interviews	50th Percentile of Interviews	75th Percentile of Interviews	95th Percentile of Interviews
Circuit Criminal	A	7	300	582	1,048	1,231
	B	13	267	419	1,022	1,363
	C	40	43	162	343	651
	D	24	35	54	91	290
	Total	84	43	148	374	1,094
District Felony	B	7	45	423	721	1,218
	C	7	58	89	246	496
	D	25	21	45	80	258
	Total	39	23	71	123	996
District Misdemeanor	A	15	19	29	93	315
	B	8	18	33	169	224
	Total	23	19	29	122	264
District Other	Total	1	40	40	40	40
Grand Total		120	34	89	306	1,008

* Data provided from the Pretrial Information Management System.

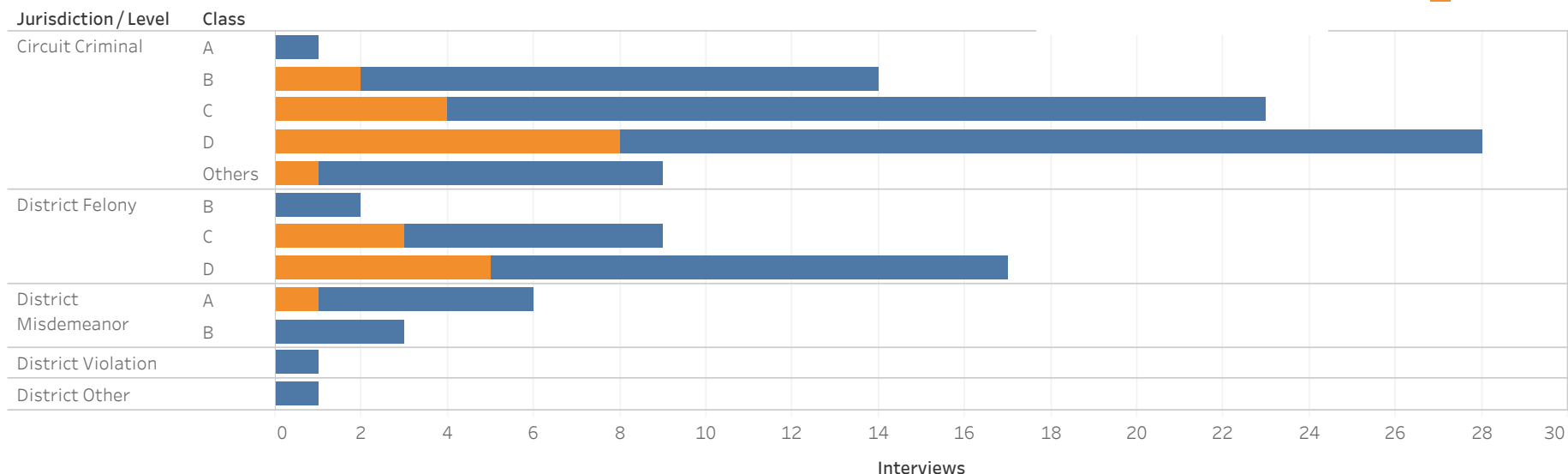
* Counts reflect distinct pretrial interviews within a given jurisdiction (Circuit or District Court). Time in custody is evaluated separately for District and Circuit cases.

* A single Interview may involve more than one case, and a single defendant may have multiple interviews during a given period of time.



**ADMINISTRATIVE OFFICE OF THE COURTS
Research and Statistics
Defendants in Custody May 11, 2022
LETCHER COUNTY**

Current Holder
■ No Holder
■ Has Holder



Jurisdiction/Level	Class	No Holder	Non-Payment Fines/ Restitution	Other	State Inmate	Contempt	Probation	Parole	Federal Inmate	Grand Total
Circuit Criminal	A	1								1
	B	12			1				1	14
	C	19	2	1				1		23
	D	20	2	2	1	2	1			28
	Others	8		1						9
District Felony	B	2								2
	C	6	1	1		1				9
	D	12	2	3						17
District Misdemeanor	A	5					1			6
	B	3								3
District Other		1								1
District Violation		1								1
Grand Total		74	6	5	2	2	1	1	1	92

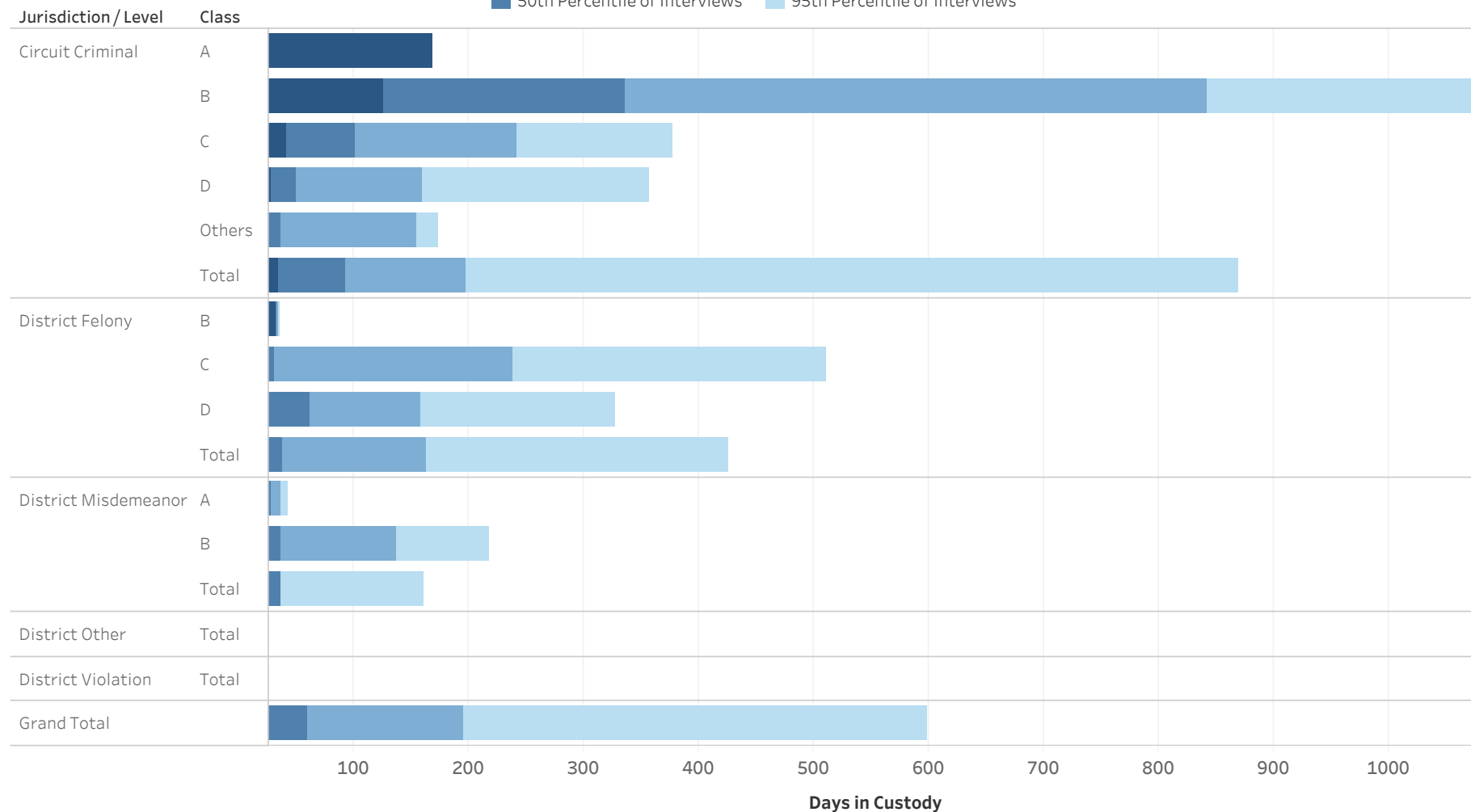
Statistical Analysis Considerations

- * Data provided from the Pretrial Information Management System.
- * Counts reflect distinct pretrial interviews within a given jurisdiction (Circuit or District Court). Time in custody is evaluated separately for District and Circuit cases.
- * A single Interview may involve more than one case, and a single defendant may have multiple interviews during a given period of time.



ADMINISTRATIVE OFFICE OF THE COURTS
Research and Statistics
Defendants in Custody May 11, 2022
Time in Custody (Days)
LETCHER COUNTY

■ 25th Percentile of Interviews ■ 75th Percentile of Interviews
■ 50th Percentile of Interviews ■ 95th Percentile of Interviews



Statistical Analysis Considerations

- * Data provided from the Pretrial Information Management System.
- * Counts reflect distinct pretrial interviews within a given jurisdiction (Circuit or District Court). Time in custody is evaluated separately for District and Circuit cases.
- * A single Interview may involve more than one case, and a single defendant may have multiple interviews during a given period of time.



ADMINISTRATIVE OFFICE OF THE COURTS
Research and Statistics
Defendants in Custody May 11, 2022
Time in Custody (Days)
LETCHER COUNTY

Percentile of the Time in Custody (Days)

Jurisdiction / Level	Class	# of Interviews	25% Percentile of Interviews	50th Percentile of Interviews	75th Percentile of Interviews	95th Percentile of Interviews
Circuit Criminal	A	1	169	169	169	169
	B	14	126	335	841	1,128
	C	23	42	101	242	377
	D	28	28	50	159	357
	Others	9	12	36	154	174
	Total		75	34	92	197
District Felony	B	2	32	34	35	36
	C	9	20	31	238	510
	D	17	13	61	158	326
	Total		28	15	38	163
District Misdemeanor	A	6	13	29	37	42
	B	3	25	36	137	217
	Total		9	13	36	37
District Other	Total	1	7	7	7	7
District Violation	Total	1	15	15	15	15
Grand Total		92	20	59	195	598

* Data provided from the Pretrial Information Management System.

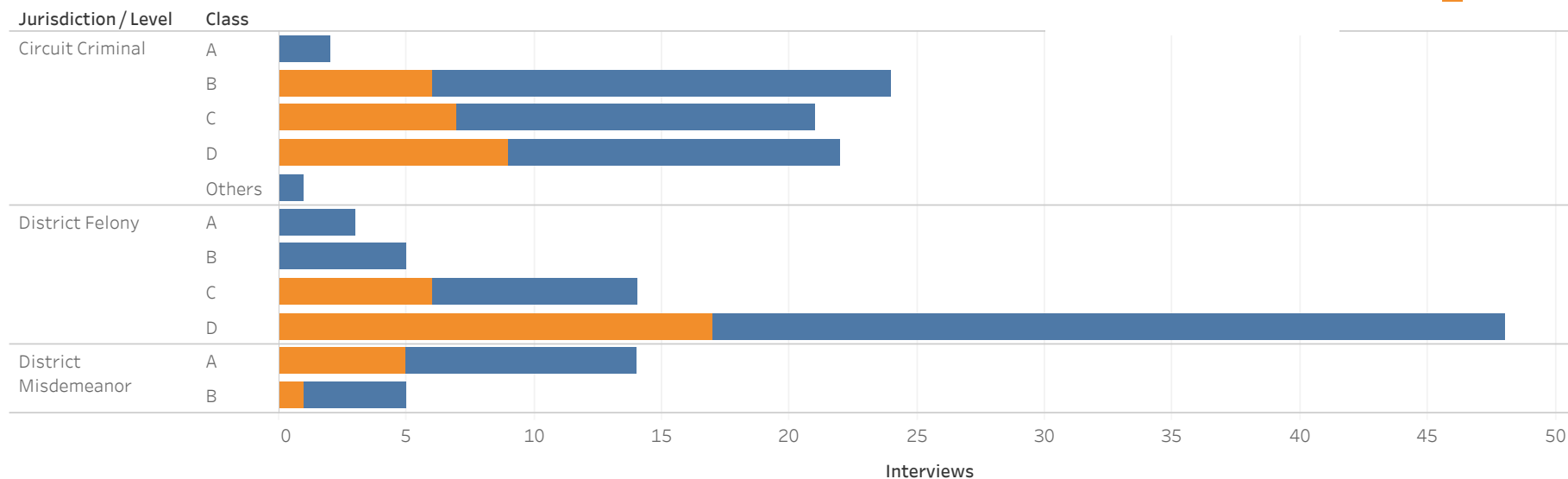
* Counts reflect distinct pretrial interviews within a given jurisdiction (Circuit or District Court). Time in custody is evaluated separately for District and Circuit cases.

* A single Interview may involve more than one case, and a single defendant may have multiple interviews during a given period of time.



ADMINISTRATIVE OFFICE OF THE COURTS
Research and Statistics
Defendants in Custody May 11, 2022
LOGAN COUNTY

Current Holder
■ No Holder
■ Has Holder



Jurisdiction/Level	Class	No Holder	Probation	State Inmate	Non-Payment Fines/ Restitution	Other	Parole	Contempt	Grand Total
Circuit Criminal	A	2							2
	B	18	2	1	1	2			24
	C	14	4	1		1	1		21
	D	13	1			4	1	2	22
	Others	1							1
District Felony	A	3							3
	B	5							5
	C	8	1		2	2		1	14
	D	31	3	8	4	2			48
District Misdemeanor	A	9	2	1		1	1		14
	B	4	1						5
Grand Total		99	12	10	10	8	4	1	144

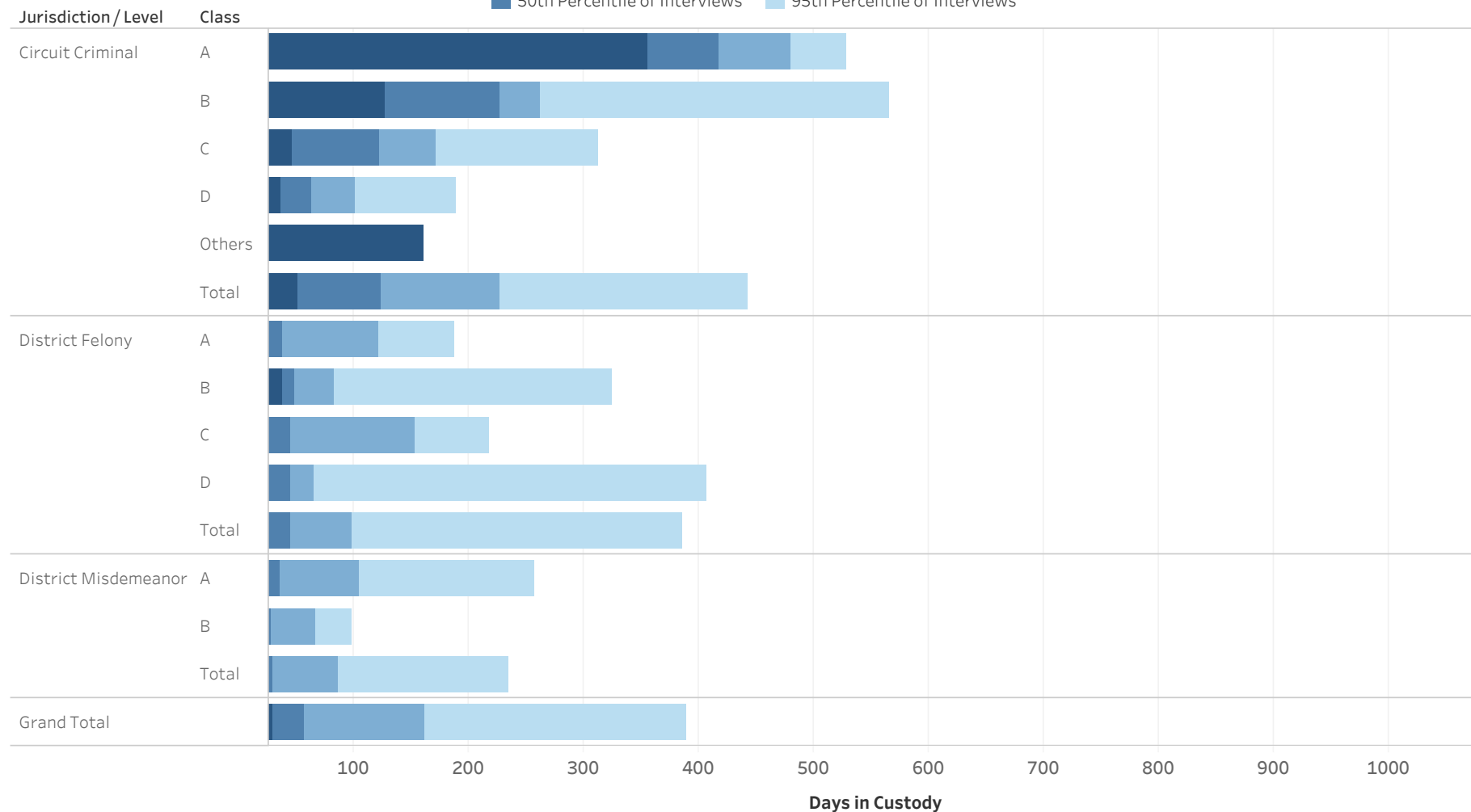
Statistical Analysis Considerations

- * Data provided from the Pretrial Information Management System.
- * Counts reflect distinct pretrial interviews within a given jurisdiction (Circuit or District Court). Time in custody is evaluated separately for District and Circuit cases.
- * A single Interview may involve more than one case, and a single defendant may have multiple interviews during a given period of time.



ADMINISTRATIVE OFFICE OF THE COURTS
Research and Statistics
Defendants in Custody May 11, 2022
Time in Custody (Days)
LOGAN COUNTY

■ 25th Percentile of Interviews ■ 75th Percentile of Interviews
■ 50th Percentile of Interviews ■ 95th Percentile of Interviews



Statistical Analysis Considerations

- * Data provided from the Pretrial Information Management System.
- * Counts reflect distinct pretrial interviews within a given jurisdiction (Circuit or District Court). Time in custody is evaluated separately for District and Circuit cases.
- * A single Interview may involve more than one case, and a single defendant may have multiple interviews during a given period of time.



ADMINISTRATIVE OFFICE OF THE COURTS
Research and Statistics
Defendants in Custody May 11, 2022
Time in Custody (Days)
LOGAN COUNTY

Percentile of the Time in Custody (Days)

Jurisdiction / Level	Class	# of Interviews	25% Percentile of Interviews	50th Percentile of Interviews	75th Percentile of Interviews	95th Percentile of Interviews
Circuit Criminal	A	2	355.0	417.0	479.0	528.6
	B	24	127.3	227.0	261.3	565.1
	C	21	46.0	122.0	171.0	313.0
	D	22	36.3	63.0	101.0	189.4
	Others	1	160.0	160.0	160.0	160.0
	Total		70	51.3	123.5	227.0
District Felony	A	3	22.0	38.0	121.5	188.3
	B	5	38.0	49.0	83.0	324.6
	C	14	17.5	44.5	153.8	217.3
	D	48	15.0	45.0	65.5	406.5
	Total		70	15.3	45.0	98.8
District Misdemeanor	A	14	11.0	35.0	104.3	256.5
	B	5	7.0	28.0	66.0	98.0
	Total		19	8.5	29.0	86.0
Grand Total		144	29.0	57.0	162.0	388.3

* Data provided from the Pretrial Information Management System.

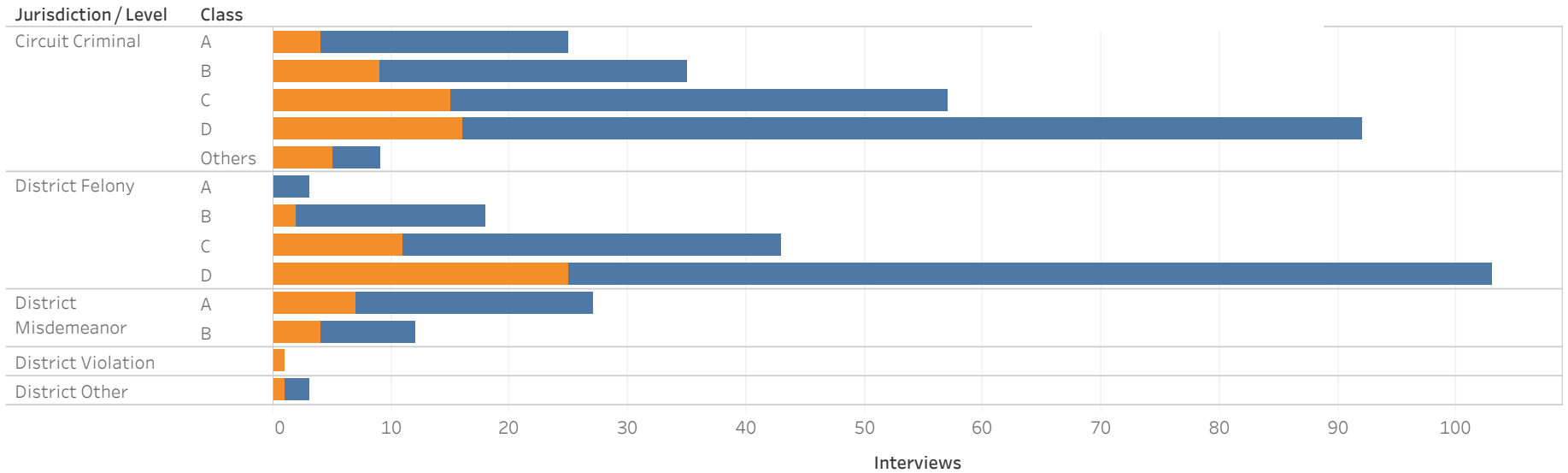
* Counts reflect distinct pretrial interviews within a given jurisdiction (Circuit or District Court). Time in custody is evaluated separately for District and Circuit cases.

* A single Interview may involve more than one case, and a single defendant may have multiple interviews during a given period of time.



**ADMINISTRATIVE OFFICE OF THE COURTS
Research and Statistics
Defendants in Custody May 11, 2022
MCCRACKEN COUNTY**

Current Holder
■ No Holder
■ Has Holder



Jurisdiction/Level	Class	No Holder	Probation	Non-Payment Fines/ Restitution	State Inmate	Parole	Other	Federal Inmate	Contempt	Grand Total
Circuit Criminal	A	21		1	2		1			25
	B	26		1	3	1	3		1	35
	C	42	3	4	3	1	3	1		57
	D	76	5	6	3	4		1		92
	Others	4	1	2			2			9
District Felony	A	3								3
	B	16	1			1				18
	C	32	5	3		2		1		43
	D	78	11	6	3	2		1	2	103
District Misdemeanor	A	20	2	3			2			27
	B	8	1	2	1					12
District Other		2			1					3
District Violation							1			1
Grand Total		306	27	24	10	10	10	3	3	393

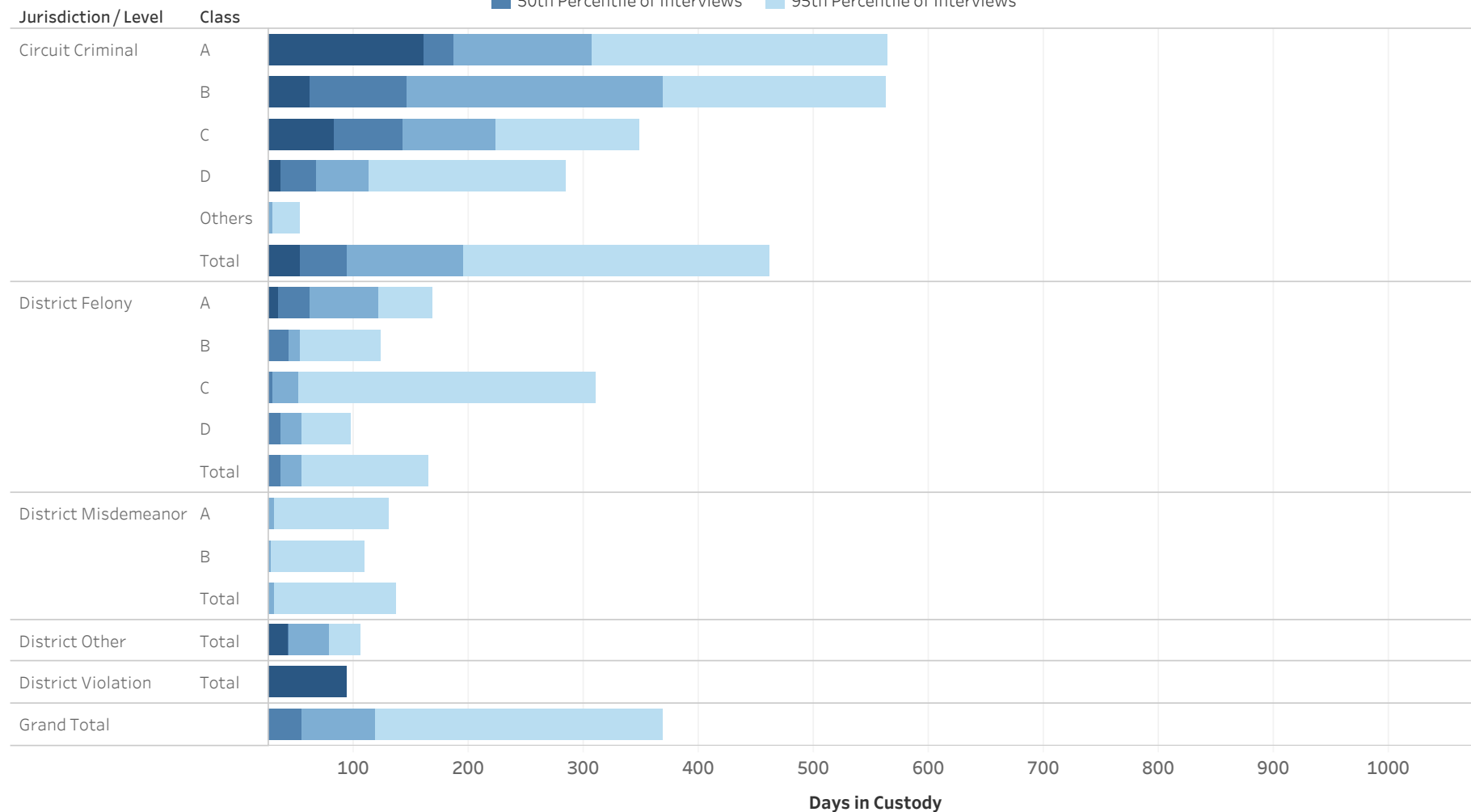
Statistical Analysis Considerations

- * Data provided from the Pretrial Information Management System.
- * Counts reflect distinct pretrial interviews within a given jurisdiction (Circuit or District Court). Time in custody is evaluated separately for District and Circuit cases.
- * A single Interview may involve more than one case, and a single defendant may have multiple interviews during a given period of time.



ADMINISTRATIVE OFFICE OF THE COURTS
Research and Statistics
Defendants in Custody May 11, 2022
Time in Custody (Days)
MCCRACKEN COUNTY

■ 25th Percentile of Interviews ■ 75th Percentile of Interviews
■ 50th Percentile of Interviews ■ 95th Percentile of Interviews



Statistical Analysis Considerations

- * Data provided from the Pretrial Information Management System.
- * Counts reflect distinct pretrial interviews within a given jurisdiction (Circuit or District Court). Time in custody is evaluated separately for District and Circuit cases.
- * A single Interview may involve more than one case, and a single defendant may have multiple interviews during a given period of time.



ADMINISTRATIVE OFFICE OF THE COURTS
Research and Statistics
Defendants in Custody May 11, 2022
Time in Custody (Days)
MCCRACKEN COUNTY

Percentile of the Time in Custody (Days)

Jurisdiction / Level	Class	# of Interviews	25% Percentile of Interviews	50th Percentile of Interviews	75th Percentile of Interviews	95th Percentile of Interviews
Circuit Criminal	A	25	160.0	187.0	307.0	563.6
	B	35	62.0	146.0	368.5	563.1
	C	57	83.0	143.0	224.0	349.0
	D	92	37.0	67.0	113.0	284.7
	Others	9	18.0	23.0	30.0	53.6
	Total		218	53.5	93.5	195.0
District Felony	A	3	34.0	61.0	121.0	169.0
	B	18	20.0	43.5	53.0	122.9
	C	43	10.5	30.0	52.0	309.8
	D	103	16.0	37.0	55.0	97.4
	Total		167	14.0	37.0	55.0
District Misdemeanor	A	27	9.5	18.0	31.0	130.5
	B	12	8.3	17.5	28.0	109.3
	Total		39	9.0	18.0	31.0
District Other	Total	3	42.0	44.0	78.0	105.2
District Violation	Total	1	94.0	94.0	94.0	94.0
Grand Total		393	24.0	54.5	119.3	369.0

* Data provided from the Pretrial Information Management System.

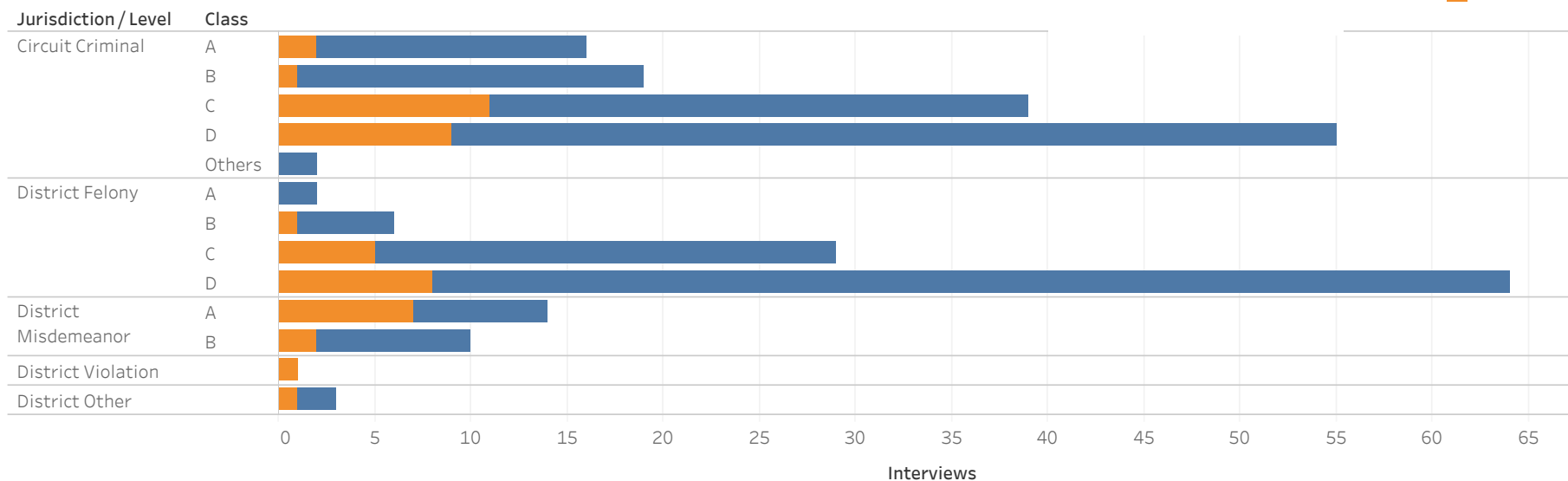
* Counts reflect distinct pretrial interviews within a given jurisdiction (Circuit or District Court). Time in custody is evaluated separately for District and Circuit cases.

* A single Interview may involve more than one case, and a single defendant may have multiple interviews during a given period of time.



**ADMINISTRATIVE OFFICE OF THE COURTS
Research and Statistics
Defendants in Custody May 11, 2022
MADISON COUNTY**

Current Holder
■ No Holder
■ Has Holder



Jurisdiction/Level	Class	No Holder	Probation	Other	Non-Payment Fines/ Restitution	State Inmate	Contempt	Parole	County Inmate	Grand Total
Circuit Criminal	A	14			1	1				16
	B	18		1						19
	C	28	2	4			2	2	1	39
	D	46	4	2	2		1			55
	Others	2								2
District Felony	A	2								2
	B	5		1						6
	C	24	1		3	1				29
	D	56	5			2		1		64
	Others	0								0
District Misdemeanor	A	7	2	3	1		1			14
	B	8	1				1			10
District Other		2	1							3
District Violation			1							1
Grand Total		181	15	10	6	4	4	3	1	224

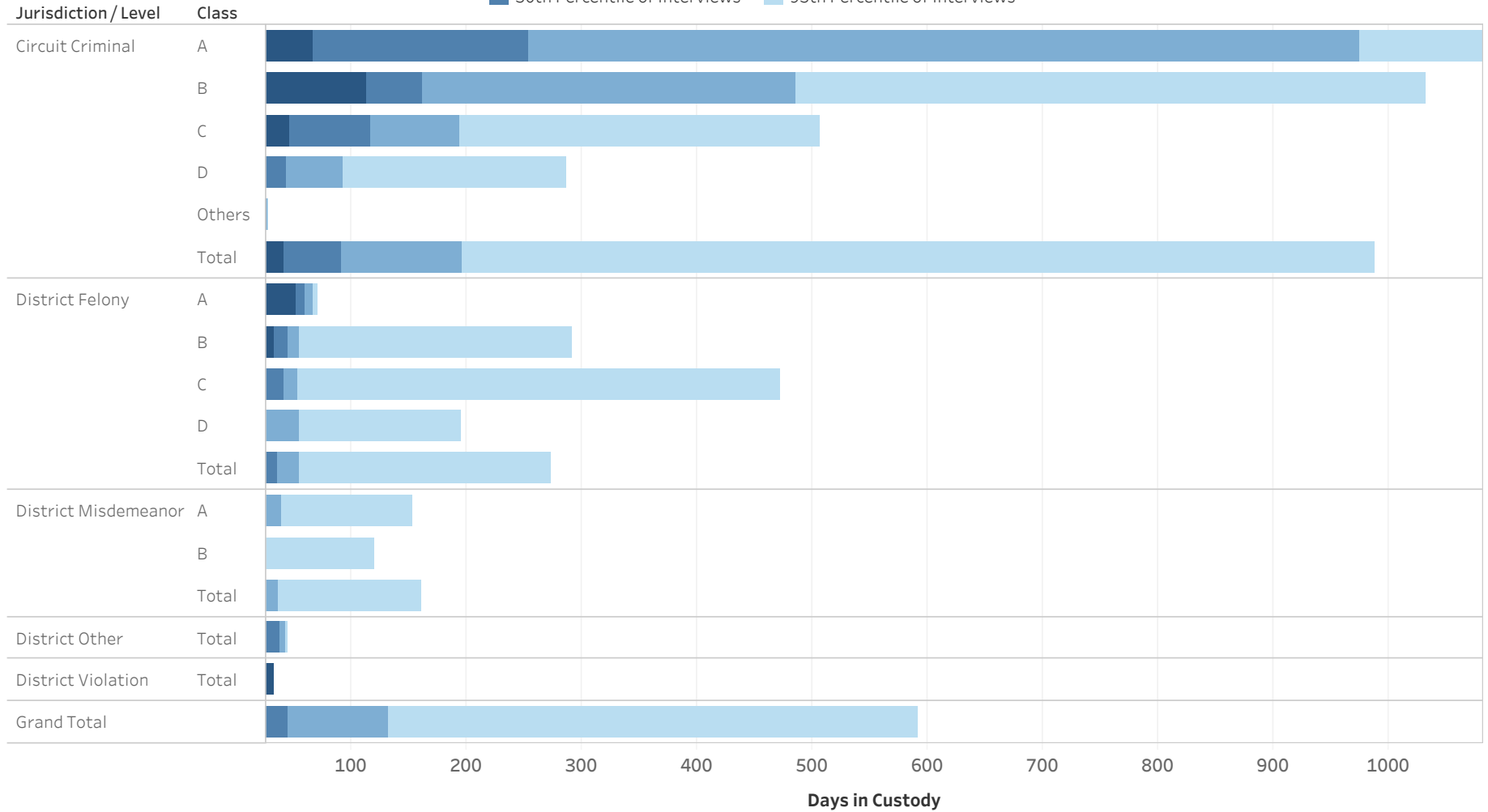
Statistical Analysis Considerations

- * Data provided from the Pretrial Information Management System.
- * Counts reflect distinct pretrial interviews within a given jurisdiction (Circuit or District Court). Time in custody is evaluated separately for District and Circuit cases.
- * A single Interview may involve more than one case, and a single defendant may have multiple interviews during a given period of time.



ADMINISTRATIVE OFFICE OF THE COURTS
Research and Statistics
Defendants in Custody May 11, 2022
Time in Custody (Days)
MADISON COUNTY

■ 25th Percentile of Interviews ■ 75th Percentile of Interviews
■ 50th Percentile of Interviews ■ 95th Percentile of Interviews



Statistical Analysis Considerations

- * Data provided from the Pretrial Information Management System.
- * Counts reflect distinct pretrial interviews within a given jurisdiction (Circuit or District Court). Time in custody is evaluated separately for District and Circuit cases.
- * A single Interview may involve more than one case, and a single defendant may have multiple interviews during a given period of time.



ADMINISTRATIVE OFFICE OF THE COURTS
Research and Statistics
Defendants in Custody May 11, 2022
Time in Custody (Days)
MADISON COUNTY

Percentile of the Time in Custody (Days)

Jurisdiction / Level	Class	# of Interviews	25% Percentile of Interviews	50th Percentile of Interviews	75th Percentile of Interviews	95th Percentile of Interviews
Circuit Criminal	A	16	66	253	974	1,806
	B	19	113	161	485	1,032
	C	39	47	116	194	507
	D	55	12	44	92	287
	Others	2	23	25	27	29
	Total		131	42	91	197
District Felony	A	2	52	59	66	72
	B	6	34	45	55	291
	C	29	14	41	53	473
	D	64	9	21	54	195
	Total		101	10	35	55
District Misdemeanor	A	14	4	7	39	153
	B	10	1	2	21	120
	Total		24	2	37	161
District Other	Total	3	20	38	42	45
District Violation	Total	1	33	33	33	33
Grand Total		224	14	45	132	591

* Data provided from the Pretrial Information Management System.

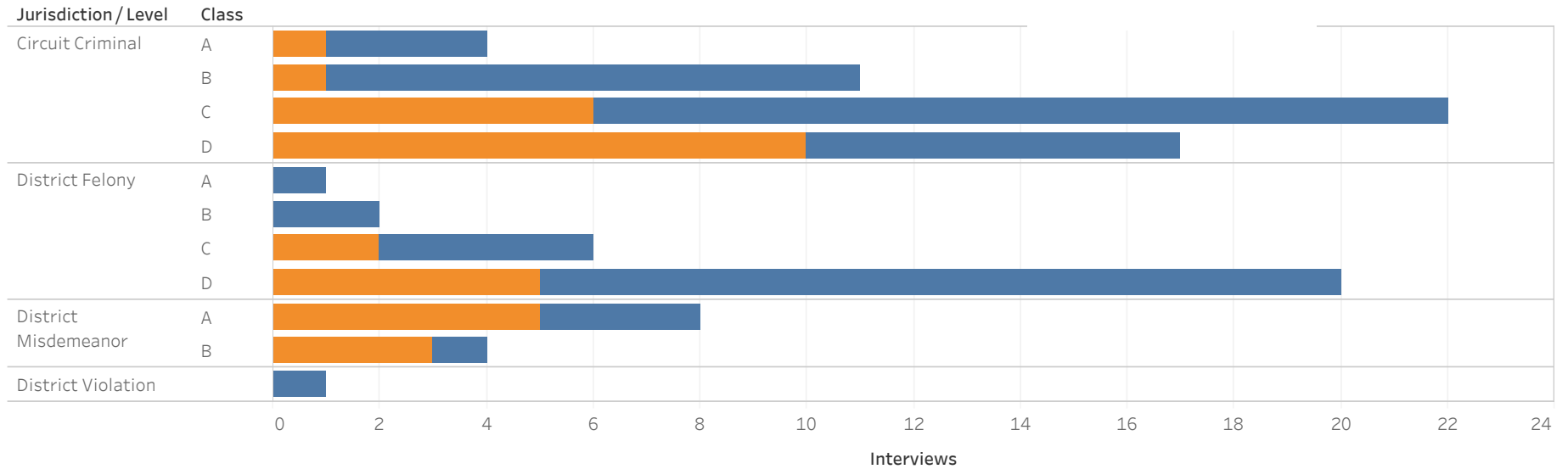
* Counts reflect distinct pretrial interviews within a given jurisdiction (Circuit or District Court). Time in custody is evaluated separately for District and Circuit cases.

* A single Interview may involve more than one case, and a single defendant may have multiple interviews during a given period of time.



**ADMINISTRATIVE OFFICE OF THE COURTS
Research and Statistics
Defendants in Custody May 11, 2022
MARION COUNTY**

Current Holder
■ No Holder
■ Has Holder



Jurisdiction / Level	Class	No Holder	State Inmate	Probation	Non-Payment Fines / Restitution	Parole	Other	Contempt	Grand Total
Circuit Criminal	A	3	1						4
	B	10						1	11
	C	16	3	1	1			1	22
	D	7	2	3	3	2			17
District Felony	A	1							1
	B	2							2
	C	4		1	1				6
	D	15	1	3	1				20
District Misdemeanor	A	3	2	1		1	1		8
	B	1	1		1		1		4
District Violation		1							1
Grand Total		54	9	9	5	3	2	2	84

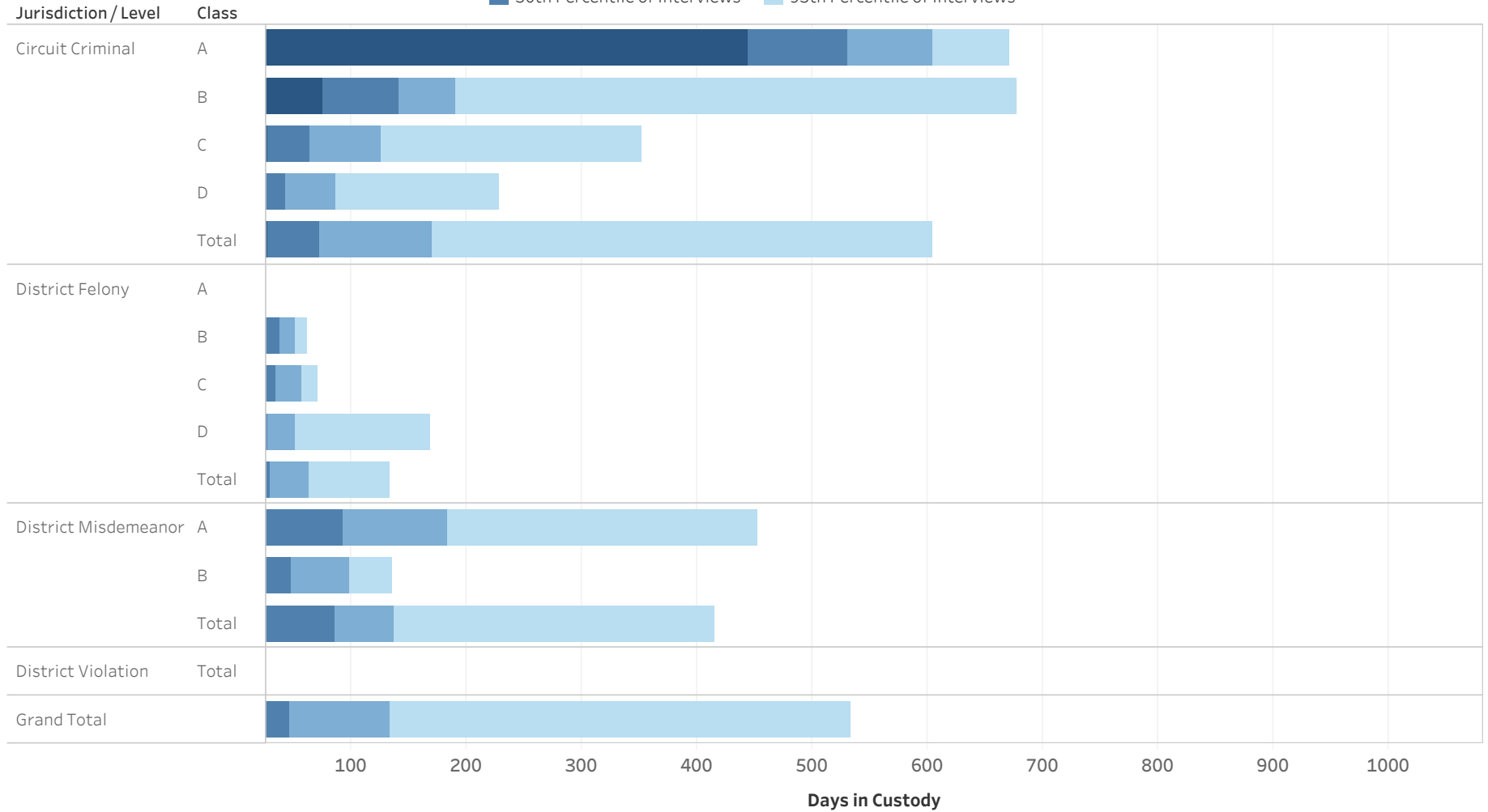
Statistical Analysis Considerations

- * Data provided from the Pretrial Information Management System.
- * Counts reflect distinct pretrial interviews within a given jurisdiction (Circuit or District Court). Time in custody is evaluated separately for District and Circuit cases.
- * A single Interview may involve more than one case, and a single defendant may have multiple interviews during a given period of time.



ADMINISTRATIVE OFFICE OF THE COURTS
Research and Statistics
Defendants in Custody May 11, 2022
Time in Custody (Days)
MARION COUNTY

■ 25th Percentile of Interviews ■ 75th Percentile of Interviews
■ 50th Percentile of Interviews ■ 95th Percentile of Interviews



Statistical Analysis Considerations

- * Data provided from the Pretrial Information Management System.
- * Counts reflect distinct pretrial interviews within a given jurisdiction (Circuit or District Court). Time in custody is evaluated separately for District and Circuit cases.
- * A single Interview may involve more than one case, and a single defendant may have multiple interviews during a given period of time.



ADMINISTRATIVE OFFICE OF THE COURTS
Research and Statistics
Defendants in Custody May 11, 2022
Time in Custody (Days)
MARION COUNTY

Percentile of the Time in Custody (Days)

Jurisdiction / Level	Class	# of Interviews	25% Percentile of Interviews	50th Percentile of Interviews	75th Percentile of Interviews	95th Percentile of Interviews
Circuit Criminal	A	4	443.3	531.0	604.0	671.2
	B	11	74.5	141.0	190.5	677.5
	C	22	27.3	63.5	126.0	352.0
	D	17	8.0	42.0	86.0	228.2
	Total	54	27.3	72.0	169.8	604.0
District Felony	A	1	2.0	2.0	2.0	2.0
	B	2	24.3	37.5	50.8	61.4
	C	6	20.0	34.0	56.3	71.3
	D	20	14.0	27.0	50.8	169.2
	Total	29	14.0	29.0	63.0	133.0
District Misdemeanor	A	8	8.5	93.0	182.5	452.6
	B	4	9.8	47.5	98.5	135.7
	Total	12	8.5	85.5	136.0	415.2
District Violation	Total	1	1.0	1.0	1.0	1.0
Grand Total		84	14.0	45.5	133.0	532.5

* Data provided from the Pretrial Information Management System.

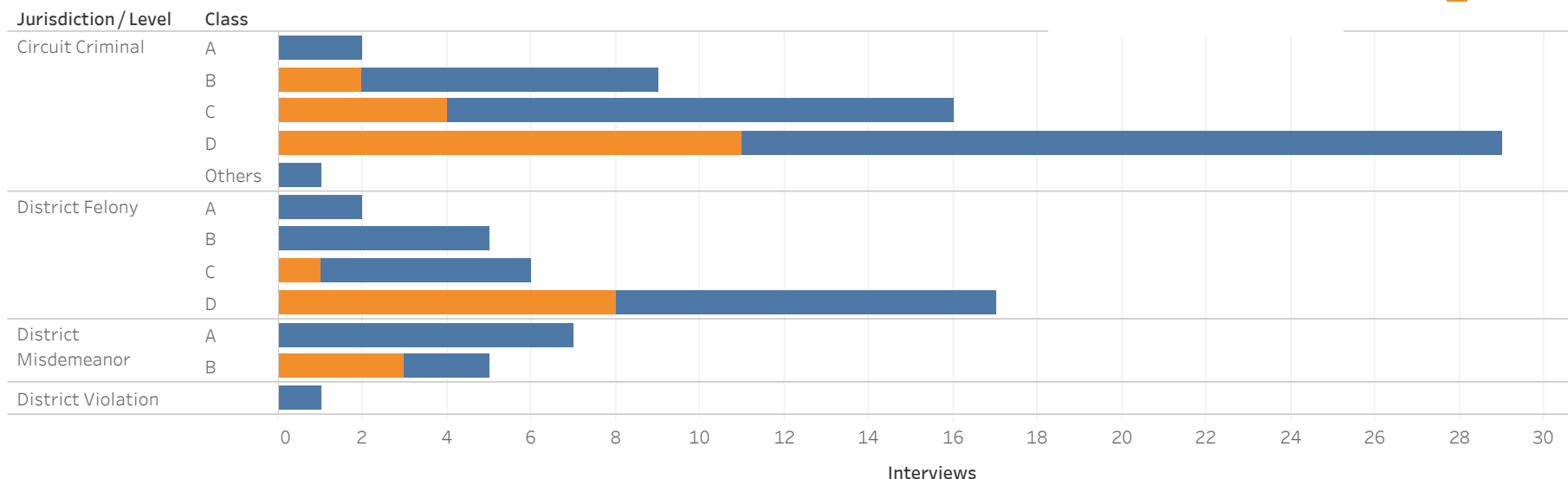
* Counts reflect distinct pretrial interviews within a given jurisdiction (Circuit or District Court). Time in custody is evaluated separately for District and Circuit cases.

* A single Interview may involve more than one case, and a single defendant may have multiple interviews during a given period of time.



ADMINISTRATIVE OFFICE OF THE COURTS
Research and Statistics
Defendants in Custody May 11, 2022
MARSHALL COUNTY

Current Holder
■ No Holder
■ Has Holder



Jurisdiction / Level	Class	No Holder	State Inmate	Probation	Non-Payment Fines / Restitution	Parole	Other	Contempt	Grand Total
Circuit Criminal	A	2							2
	B	7	1	1					9
	C	12	3			1			16
	D	18	3	2	4	1	1		29
	Others	1							1
District Felony	A	2							2
	B	5							5
	C	5	1						6
	D	9	3	2	1	2			17
District Misdemeanor	A	7							7
	B	2			2			1	5
District Violation		1							1
Grand Total		64	9	5	5	4	1	1	89

Statistical Analysis Considerations

* Data provided from the Pretrial Information Management System.

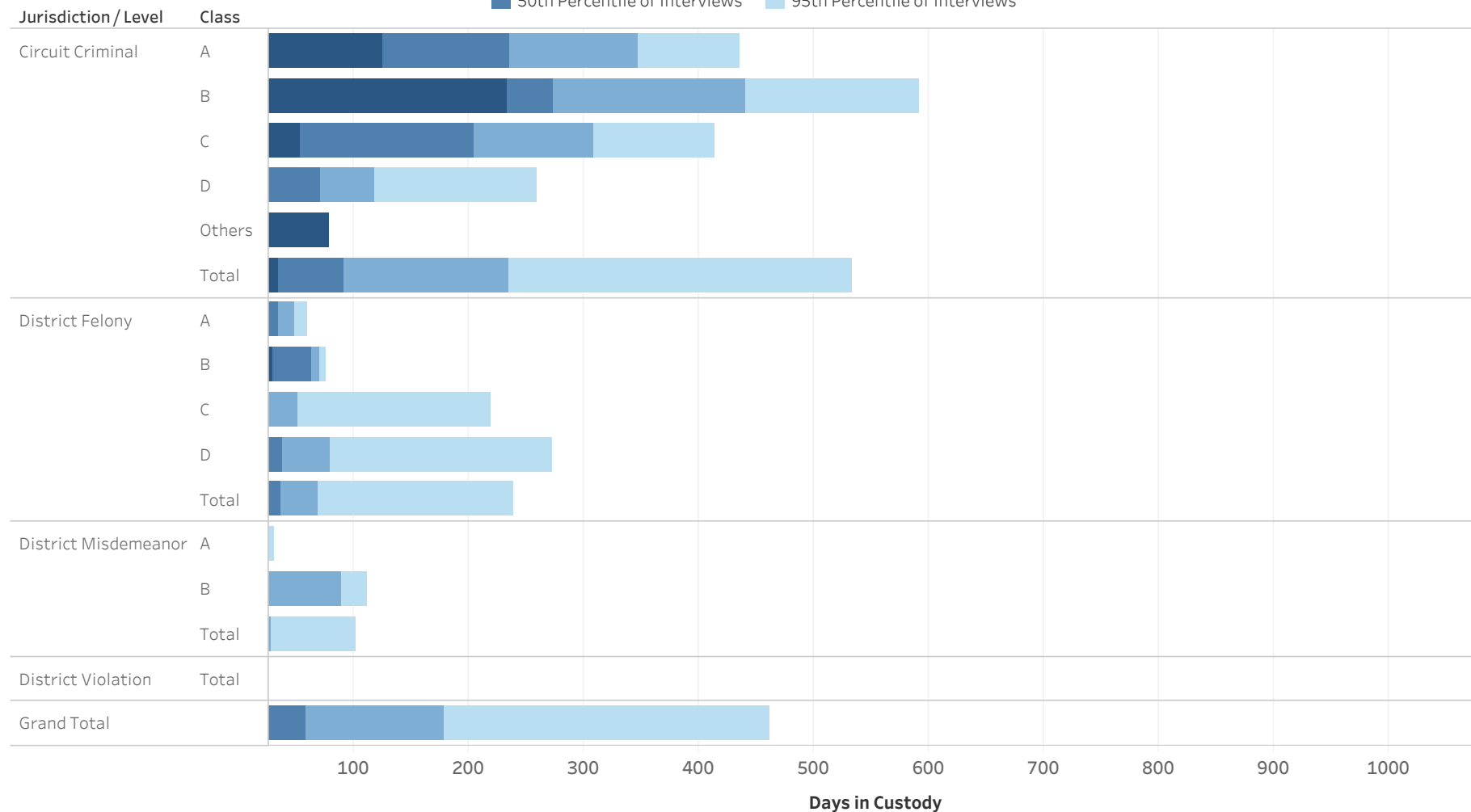
* Counts reflect distinct pretrial interviews within a given jurisdiction (Circuit or District Court). Time in custody is evaluated separately for District and Circuit cases.

* A single Interview may involve more than one case, and a single defendant may have multiple interviews during a given period of time.



ADMINISTRATIVE OFFICE OF THE COURTS
Research and Statistics
Defendants in Custody May 11, 2022
Time in Custody (Days)
MARSHALL COUNTY

■ 25th Percentile of Interviews ■ 75th Percentile of Interviews
■ 50th Percentile of Interviews ■ 95th Percentile of Interviews



Statistical Analysis Considerations

- * Data provided from the Pretrial Information Management System.
- * Counts reflect distinct pretrial interviews within a given jurisdiction (Circuit or District Court). Time in custody is evaluated separately for District and Circuit cases.
- * A single Interview may involve more than one case, and a single defendant may have multiple interviews during a given period of time.



**ADMINISTRATIVE OFFICE OF THE COURTS
 Research and Statistics
 Defendants in Custody May 11, 2022
 Time in Custody (Days)
 MARSHALL COUNTY**

Percentile of the Time in Custody (Days)

Jurisdiction / Level	Class	# of Interviews	25% Percentile of Interviews	50th Percentile of Interviews	75th Percentile of Interviews	95th Percentile of Interviews
Circuit Criminal	A	2	124.3	235.5	346.8	435.8
	B	9	233.0	274.0	440.0	591.8
	C	16	53.8	204.0	307.5	413.5
	D	29	25.0	71.0	117.0	258.6
	Others	1	78.0	78.0	78.0	78.0
	Total		57	34.0	91.0	234.0
District Felony	A	2	20.8	34.5	48.3	59.3
	B	5	30.0	63.0	70.0	75.6
	C	6	9.5	23.0	50.8	219.0
	D	17	26.0	38.0	80.0	272.4
	Total		30	20.0	36.5	68.3
District Misdemeanor	A	7	13.5	15.0	24.0	30.1
	B	5	3.0	22.0	89.0	111.4
	Total		12	10.5	17.5	28.8
District Violation	Total	1	10.0	10.0	10.0	10.0
Grand Total		89	18.5	57.5	178.0	461.3

* Data provided from the Pretrial Information Management System.

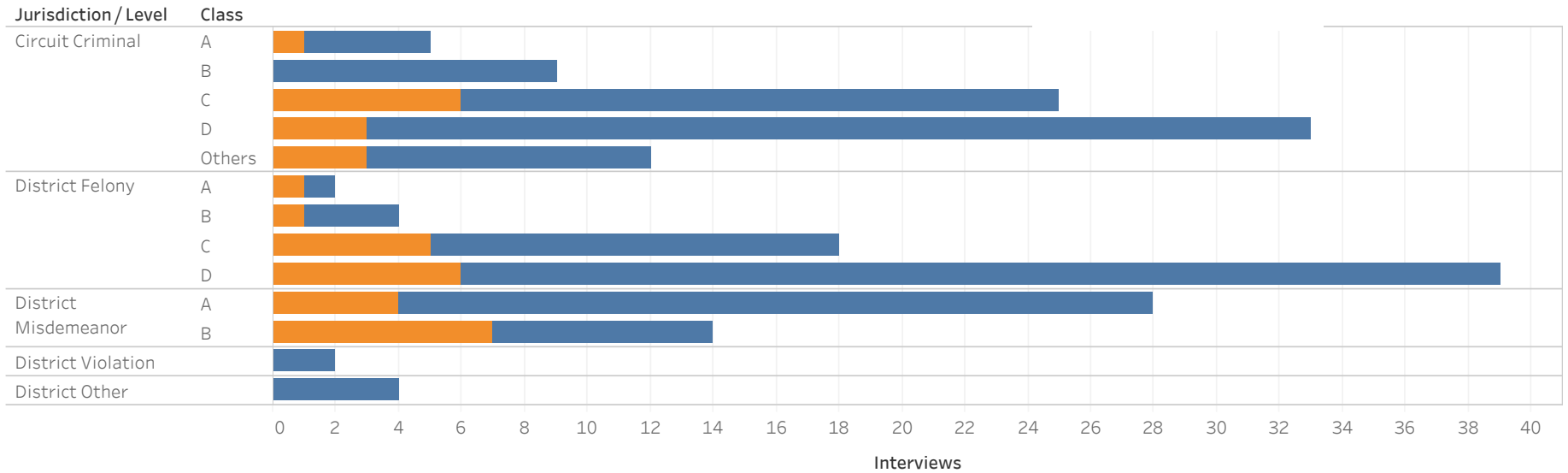
* Counts reflect distinct pretrial interviews within a given jurisdiction (Circuit or District Court). Time in custody is evaluated separately for District and Circuit cases.

* A single Interview may involve more than one case, and a single defendant may have multiple interviews during a given period of time.



ADMINISTRATIVE OFFICE OF THE COURTS
Research and Statistics
Defendants in Custody May 11, 2022
MASON COUNTY

Current Holder
■ No Holder
■ Has Holder



Jurisdiction/Level	Class	No Holder	Non-Payment Fines/Restitution	Probation	Parole	State Inmate	Other	Contempt	Grand Total
Circuit Criminal	A	4	1						5
	B	9							9
	C	19	1	1	1	2		1	25
	D	30	1	2					33
	Others	9	3						12
District Felony	A	1	1						2
	B	3					1		4
	C	13	1	2	1	1			18
	D	33	1	1	2	1	1		39
	Others	0	0	0	0	0	0	0	0
District Misdemeanor	A	24	3					1	28
	B	7	3		2	1	1		14
District Other		4							4
District Violation		2							2
Grand Total		137	12	5	5	4	3	1	167

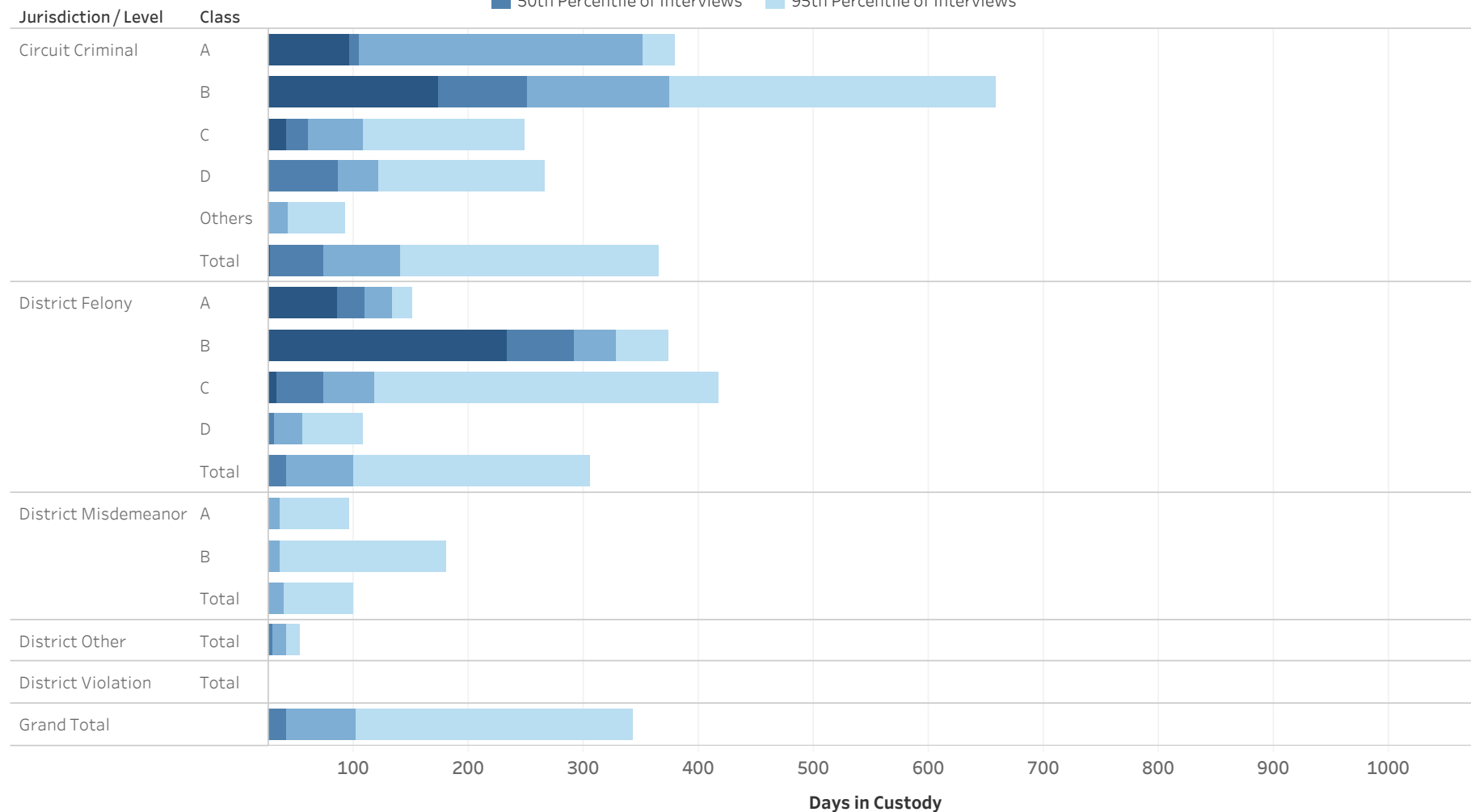
Statistical Analysis Considerations

- * Data provided from the Pretrial Information Management System.
- * Counts reflect distinct pretrial interviews within a given jurisdiction (Circuit or District Court). Time in custody is evaluated separately for District and Circuit cases.
- * A single Interview may involve more than one case, and a single defendant may have multiple interviews during a given period of time.



ADMINISTRATIVE OFFICE OF THE COURTS
Research and Statistics
Defendants in Custody May 11, 2022
Time in Custody (Days)
MASON COUNTY

■ 25th Percentile of Interviews ■ 75th Percentile of Interviews
■ 50th Percentile of Interviews ■ 95th Percentile of Interviews



Statistical Analysis Considerations

- * Data provided from the Pretrial Information Management System.
- * Counts reflect distinct pretrial interviews within a given jurisdiction (Circuit or District Court). Time in custody is evaluated separately for District and Circuit cases.
- * A single Interview may involve more than one case, and a single defendant may have multiple interviews during a given period of time.



ADMINISTRATIVE OFFICE OF THE COURTS
Research and Statistics
Defendants in Custody May 11, 2022
Time in Custody (Days)
MASON COUNTY

Percentile of the Time in Custody (Days)

Jurisdiction / Level	Class	# of Interviews	25% Percentile of Interviews	50th Percentile of Interviews	75th Percentile of Interviews	95th Percentile of Interviews
Circuit Criminal	A	5	96.0	105.0	351.0	379.8
	B	9	173.0	251.0	374.0	658.0
	C	25	41.0	60.0	108.0	248.0
	D	33	20.0	87.0	121.0	266.2
	Others	12	18.5	23.0	42.8	92.9
	Total	84	27.3	73.5	140.0	364.6
District Felony	A	2	85.5	109.0	132.5	151.3
	B	4	233.5	291.5	328.0	373.6
	C	18	33.5	74.0	117.0	417.7
	D	39	20.0	31.0	56.0	108.4
	Total	63	21.5	41.0	100.0	305.5
District Misdemeanor	A	28	7.0	16.5	35.0	95.8
	B	14	10.3	13.0	35.8	181.2
	Total	42	7.3	15.0	39.0	99.7
District Other	Total	4	16.8	29.0	41.8	53.2
District Violation	Total	2	15.0	17.0	19.0	20.6
Grand Total		167	18.0	41.0	102.0	342.3

* Data provided from the Pretrial Information Management System.

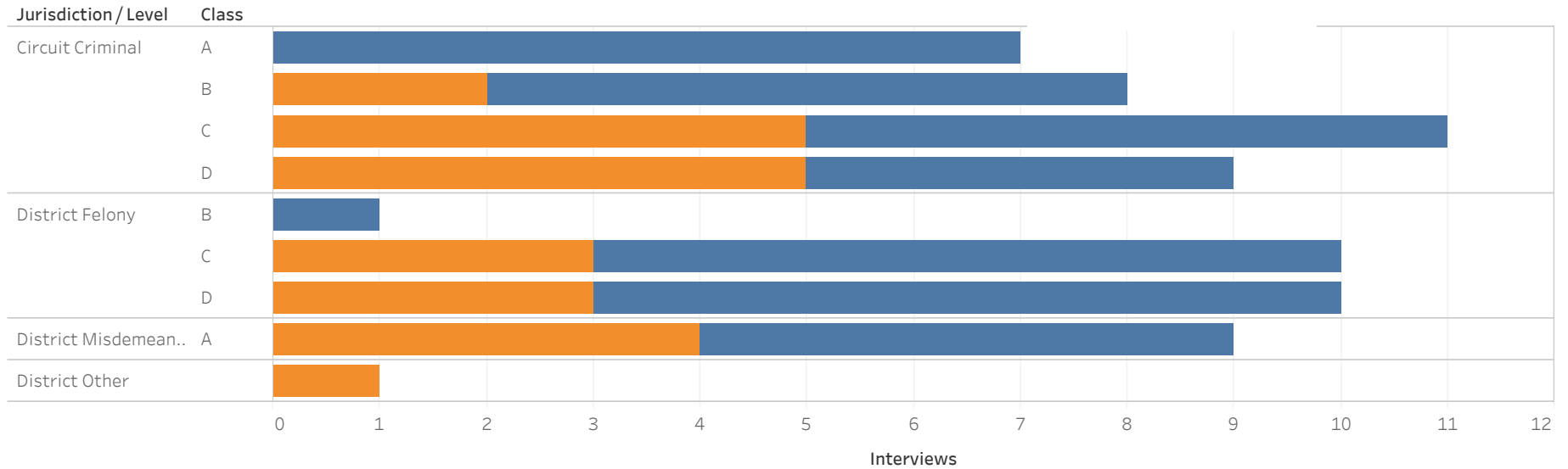
* Counts reflect distinct pretrial interviews within a given jurisdiction (Circuit or District Court). Time in custody is evaluated separately for District and Circuit cases.

* A single Interview may involve more than one case, and a single defendant may have multiple interviews during a given period of time.



**ADMINISTRATIVE OFFICE OF THE COURTS
Research and Statistics
Defendants in Custody May 11, 2022
MEADE COUNTY**

Current Holder
■ No Holder
■ Has Holder



Jurisdiction/Level	Class	No Holder	Probation	Non-Payment Fines/ Restitution	State Inmate	Parole	Other	Contempt	Grand Total
Circuit Criminal	A	7							7
	B	6		1	1				8
	C	6	3	1			1		11
	D	4		1	2	1		1	9
District Felony	B	1							1
	C	7	1	2					10
	D	7		1	1		1		10
District Misdemeanor	A	5	2			1		1	9
District Other								1	1
Grand Total		40	5	5	4	2	2	2	60

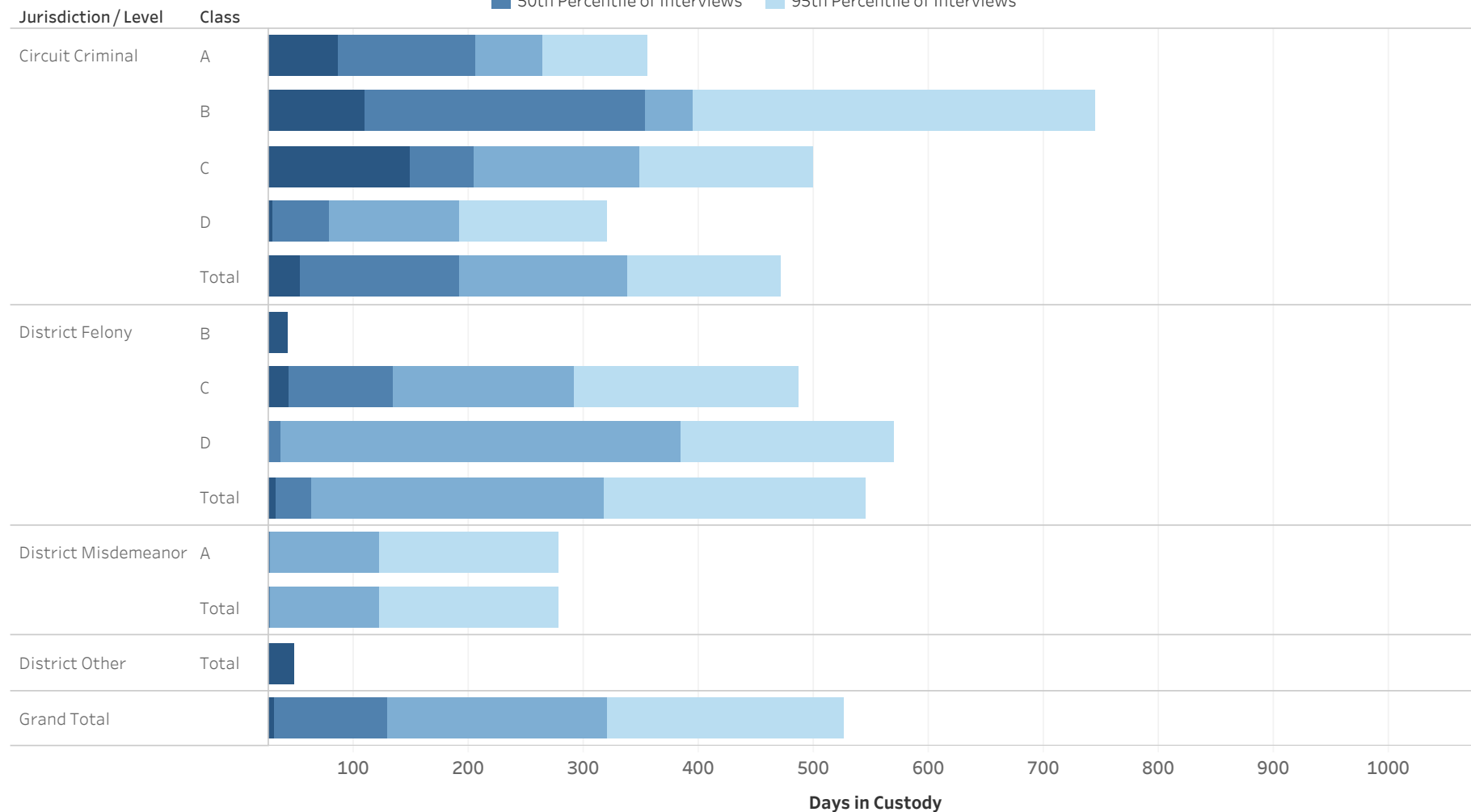
Statistical Analysis Considerations

- * Data provided from the Pretrial Information Management System.
- * Counts reflect distinct pretrial interviews within a given jurisdiction (Circuit or District Court). Time in custody is evaluated separately for District and Circuit cases.
- * A single Interview may involve more than one case, and a single defendant may have multiple interviews during a given period of time.



ADMINISTRATIVE OFFICE OF THE COURTS
Research and Statistics
Defendants in Custody May 11, 2022
Time in Custody (Days)
MEADE COUNTY

■ 25th Percentile of Interviews ■ 75th Percentile of Interviews
■ 50th Percentile of Interviews ■ 95th Percentile of Interviews



Statistical Analysis Considerations

- * Data provided from the Pretrial Information Management System.
- * Counts reflect distinct pretrial interviews within a given jurisdiction (Circuit or District Court). Time in custody is evaluated separately for District and Circuit cases.
- * A single Interview may involve more than one case, and a single defendant may have multiple interviews during a given period of time.



ADMINISTRATIVE OFFICE OF THE COURTS
Research and Statistics
Defendants in Custody May 11, 2022
Time in Custody (Days)
MEADE COUNTY

Percentile of the Time in Custody (Days)

Jurisdiction/ Level	Class	# of Interviews	25% Percentile of Interviews	50th Percentile of Interviews	75th Percentile of Interviews	95th Percentile of Interviews
Circuit Criminal	A	7	86.0	206.0	264.0	355.5
	B	8	109.8	353.5	395.0	744.4
	C	11	148.0	204.0	349.0	499.5
	D	9	29.0	78.0	191.0	320.4
	Total	35	53.5	191.0	337.5	471.3
District Felony	B	1	42.0	42.0	42.0	42.0
	C	10	44.3	134.0	291.5	487.0
	D	10	9.0	36.0	383.8	570.3
	Total	21	32.0	63.0	318.0	545.0
District Misdemeanor	A	9	8.0	27.0	122.0	278.4
	Total	9	8.0	27.0	122.0	278.4
District Other	Total	1	48.0	48.0	48.0	48.0
Grand Total		60	30.5	129.0	319.5	525.8

* Data provided from the Pretrial Information Management System.

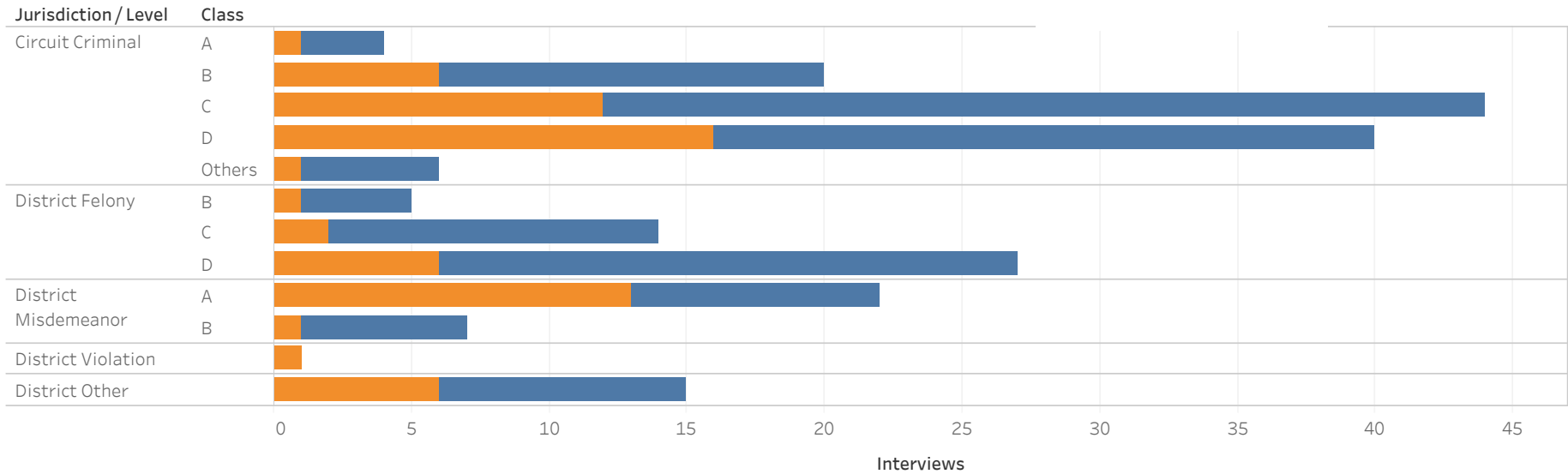
* Counts reflect distinct pretrial interviews within a given jurisdiction (Circuit or District Court). Time in custody is evaluated separately for District and Circuit cases.

* A single Interview may involve more than one case, and a single defendant may have multiple interviews during a given period of time.



**ADMINISTRATIVE OFFICE OF THE COURTS
Research and Statistics
Defendants in Custody May 11, 2022
MONTGOMERY COUNTY**

Current Holder
■ No Holder
■ Has Holder



Jurisdiction / Level	Class	No Holder	Probation	Non-Payment Fines/ Restitution	State Inmate	Parole	Other	Contempt	Federal Inmate	Grand Total
Circuit Criminal	A	3							1	4
	B	14	3			1	2			20
	C	32	6	4	1	1				44
	D	24	5	5	2	1	2	1		40
	Others	5		1						6
District Felony	B	4	1							5
	C	12		1	1					14
	D	21	2	2	1		1			27
District Misdemeanor	A	9	4	2	5	1		1		22
	B	6		1						7
District Other		9	1	3	2					15
District Violation				1						1
Grand Total		119	20	15	11	4	4	2	1	176

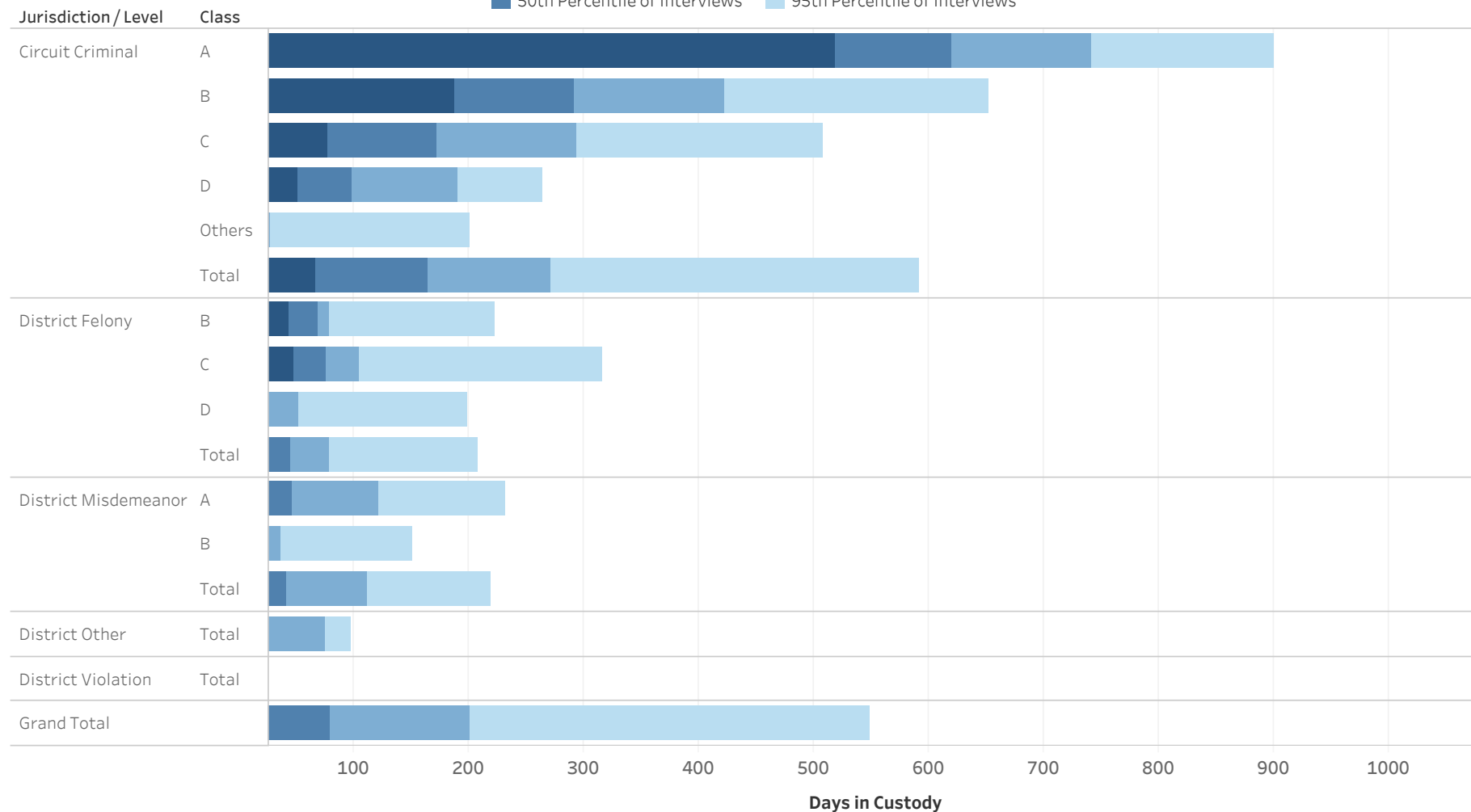
Statistical Analysis Considerations

- * Data provided from the Pretrial Information Management System.
- * Counts reflect distinct pretrial interviews within a given jurisdiction (Circuit or District Court). Time in custody is evaluated separately for District and Circuit cases.
- * A single Interview may involve more than one case, and a single defendant may have multiple interviews during a given period of time.



ADMINISTRATIVE OFFICE OF THE COURTS
Research and Statistics
Defendants in Custody May 11, 2022
Time in Custody (Days)
MONTGOMERY COUNTY

■ 25th Percentile of Interviews ■ 75th Percentile of Interviews
■ 50th Percentile of Interviews ■ 95th Percentile of Interviews



Statistical Analysis Considerations

- * Data provided from the Pretrial Information Management System.
- * Counts reflect distinct pretrial interviews within a given jurisdiction (Circuit or District Court). Time in custody is evaluated separately for District and Circuit cases.
- * A single Interview may involve more than one case, and a single defendant may have multiple interviews during a given period of time.



ADMINISTRATIVE OFFICE OF THE COURTS
Research and Statistics
Defendants in Custody May 11, 2022
Time in Custody (Days)
MONTGOMERY COUNTY

Percentile of the Time in Custody (Days)

Jurisdiction / Level	Class	# of Interviews	25% Percentile of Interviews	50th Percentile of Interviews	75th Percentile of Interviews	95th Percentile of Interviews
Circuit Criminal	A	4	519.0	619.5	741.0	899.4
	B	20	188.0	291.0	422.0	652.2
	C	44	77.3	172.5	293.3	508.3
	D	40	51.0	98.0	190.5	264.2
	Others	6	10.3	16.5	26.5	201.3
	Total		114	66.5	164.0	271.0
District Felony	B	5	44.0	69.0	78.0	222.8
	C	14	46.8	76.0	104.0	316.7
	D	27	8.5	22.0	52.0	199.0
	Total		46	14.0	44.5	78.8
District Misdemeanor	A	22	18.3	46.0	121.5	232.3
	B	7	2.5	11.0	36.5	151.2
	Total		29	10.0	41.0	111.0
District Other	Total	15	10.0	16.0	75.0	97.3
District Violation	Total	1	8.0	8.0	8.0	8.0
Grand Total		176	22.0	79.0	201.0	548.0

* Data provided from the Pretrial Information Management System.

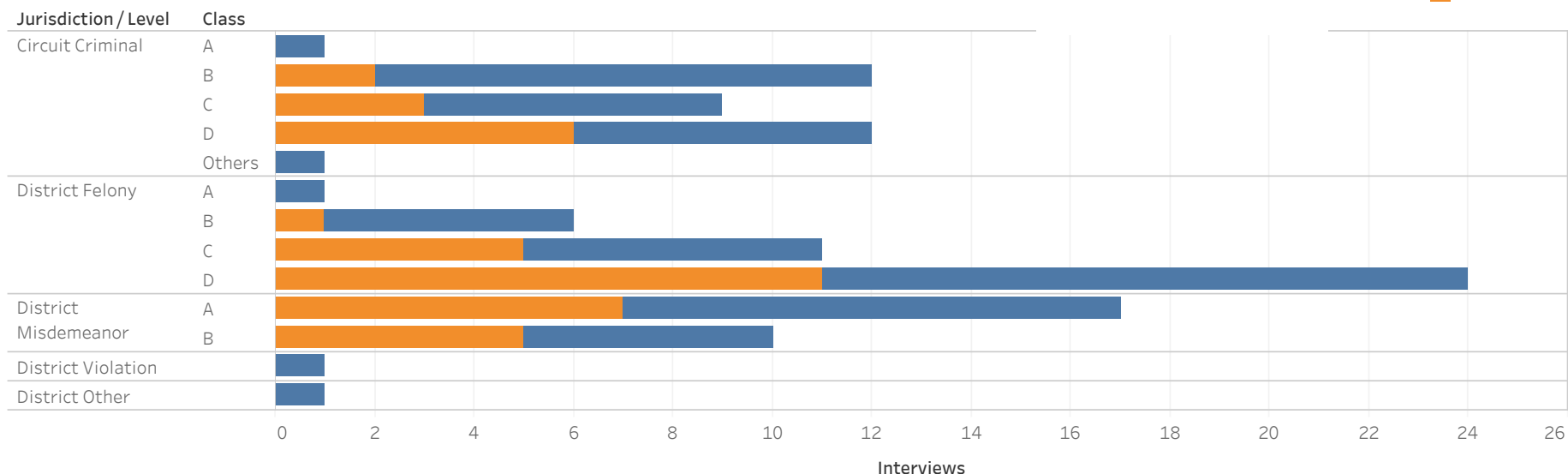
* Counts reflect distinct pretrial interviews within a given jurisdiction (Circuit or District Court). Time in custody is evaluated separately for District and Circuit cases.

* A single Interview may involve more than one case, and a single defendant may have multiple interviews during a given period of time.



ADMINISTRATIVE OFFICE OF THE COURTS
Research and Statistics
Defendants in Custody May 11, 2022
MUHLENBERG COUNTY

Current Holder
■ No Holder
■ Has Holder



Jurisdiction/Level	Class	No Holder	Probation	Non-Payment Fines / Restitution	State Inmate	Parole	Grand Total
Circuit Criminal	A	1					1
	B	10		2			12
	C	6		1	1	1	9
	D	6	2	2	1	1	12
	Others	1					1
District Felony	A	1					1
	B	5		1			6
	C	6	1	1	3		11
	D	13	4	1	2	4	24
District Misdemeanor	A	10	2	4	1		17
	B	5	3	2			10
District Other		1					1
District Violation		1					1
Grand Total		60	11	11	7	4	93

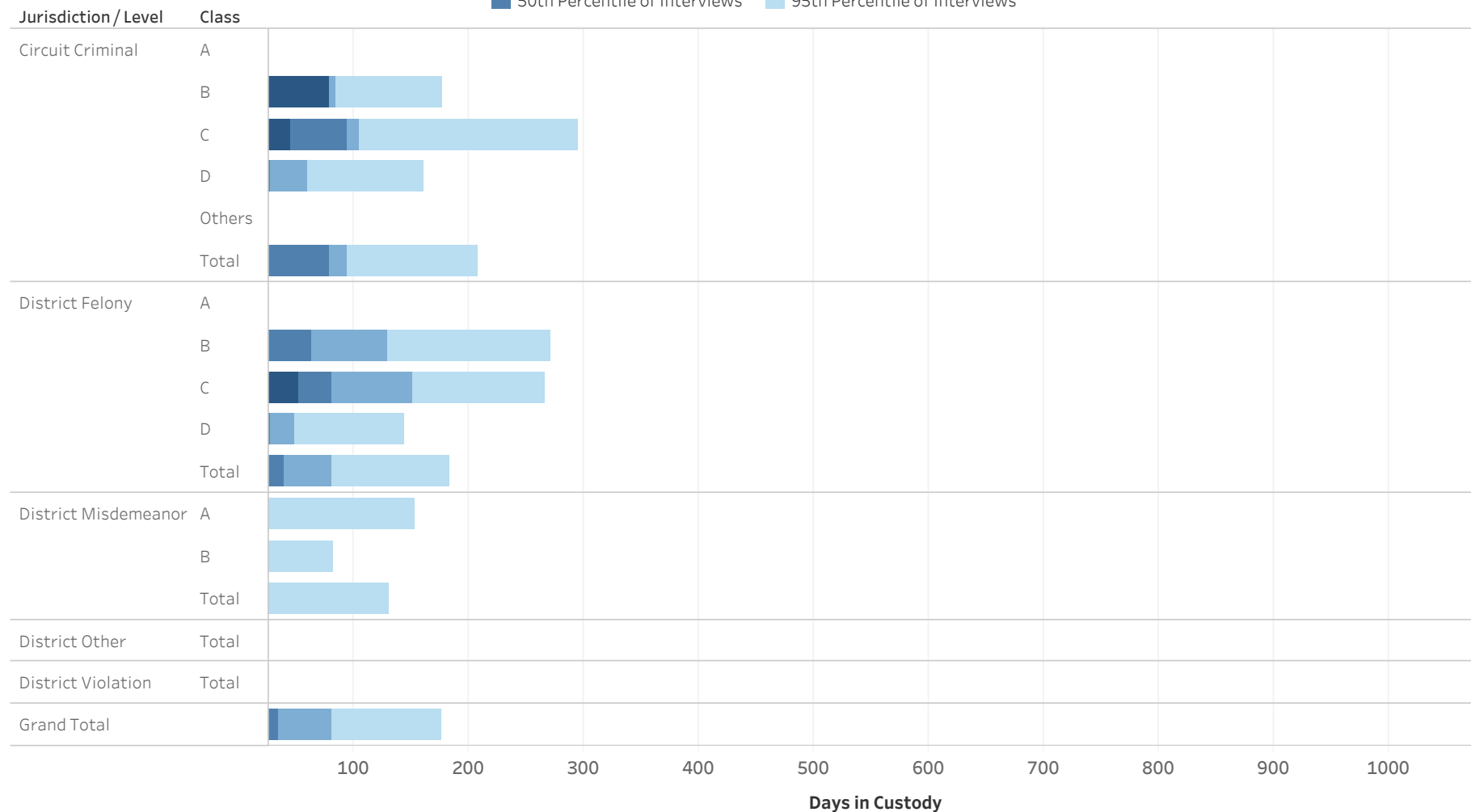
Statistical Analysis Considerations

- * Data provided from the Pretrial Information Management System.
- * Counts reflect distinct pretrial interviews within a given jurisdiction (Circuit or District Court). Time in custody is evaluated separately for District and Circuit cases.
- * A single Interview may involve more than one case, and a single defendant may have multiple interviews during a given period of time.



**ADMINISTRATIVE OFFICE OF THE COURTS
 Research and Statistics
 Defendants in Custody May 11, 2022
 Time in Custody (Days)
 MUHLENBERG COUNTY**

■ 25th Percentile of Interviews ■ 75th Percentile of Interviews
■ 50th Percentile of Interviews ■ 95th Percentile of Interviews



Statistical Analysis Considerations

- * Data provided from the Pretrial Information Management System.
- * Counts reflect distinct pretrial interviews within a given jurisdiction (Circuit or District Court). Time in custody is evaluated separately for District and Circuit cases.
- * A single Interview may involve more than one case, and a single defendant may have multiple interviews during a given period of time.



ADMINISTRATIVE OFFICE OF THE COURTS
Research and Statistics
Defendants in Custody May 11, 2022
Time in Custody (Days)
MUHLENBERG COUNTY

Percentile of the Time in Custody (Days)

Jurisdiction / Level	Class	# of Interviews	25% Percentile of Interviews	50th Percentile of Interviews	75th Percentile of Interviews	95th Percentile of Interviews
Circuit Criminal	A	1	20.0	20.0	20.0	20.0
	B	12	78.0	78.0	84.0	177.3
	C	9	45.0	94.0	105.0	294.4
	D	12	20.0	27.0	58.8	160.0
	Others	1	22.0	22.0	22.0	22.0
	Total	35	22.5	78.0	94.0	207.6
District Felony	A	1	16.0	16.0	16.0	16.0
	B	6	25.5	63.0	129.8	270.5
	C	11	52.0	81.0	150.5	266.0
	D	24	13.3	27.5	48.5	143.8
	Total	42	19.0	39.0	81.0	183.1
District Misdemeanor	A	17	6.0	14.0	26.0	153.8
	B	10	9.3	14.5	25.5	81.5
	Total	27	6.0	14.0	26.0	130.1
District Other	Total	1	19.0	19.0	19.0	19.0
District Violation	Total	1	18.0	18.0	18.0	18.0
Grand Total		93	16.5	34.0	81.0	176.0

* Data provided from the Pretrial Information Management System.

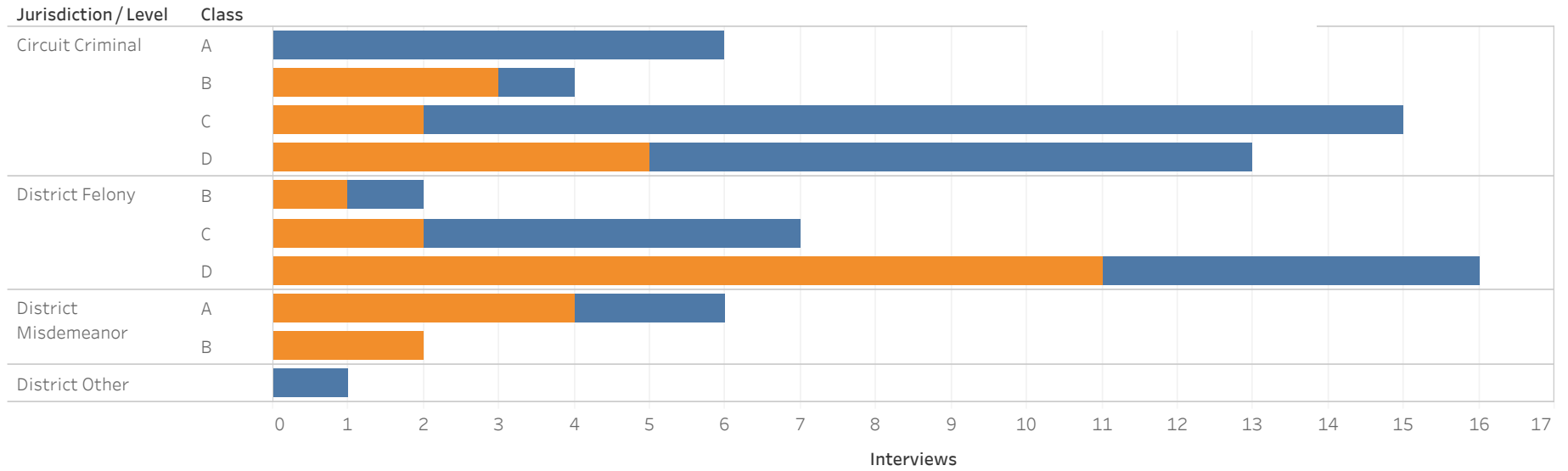
* Counts reflect distinct pretrial interviews within a given jurisdiction (Circuit or District Court). Time in custody is evaluated separately for District and Circuit cases.

* A single Interview may involve more than one case, and a single defendant may have multiple interviews during a given period of time.



**ADMINISTRATIVE OFFICE OF THE COURTS
Research and Statistics
Defendants in Custody May 11, 2022
NELSON COUNTY**

Current Holder
■ No Holder
■ Has Holder



Jurisdiction/Level	Class	No Holder	Probation	Non-Payment Fines / Restitution	Other	Contempt	Parole	Grand Total
Circuit Criminal	A	6						6
	B	1	1		2			4
	C	13		1	1			15
	D	8	1	2		1	1	13
District Felony	B	1	1					2
	C	5	1		1			7
	D	5	6	2	1		2	16
District Misdemeanor	A	2	1	2		1		6
	B					2		2
District Other		1						1
Grand Total		36	11	5	4	3	2	61

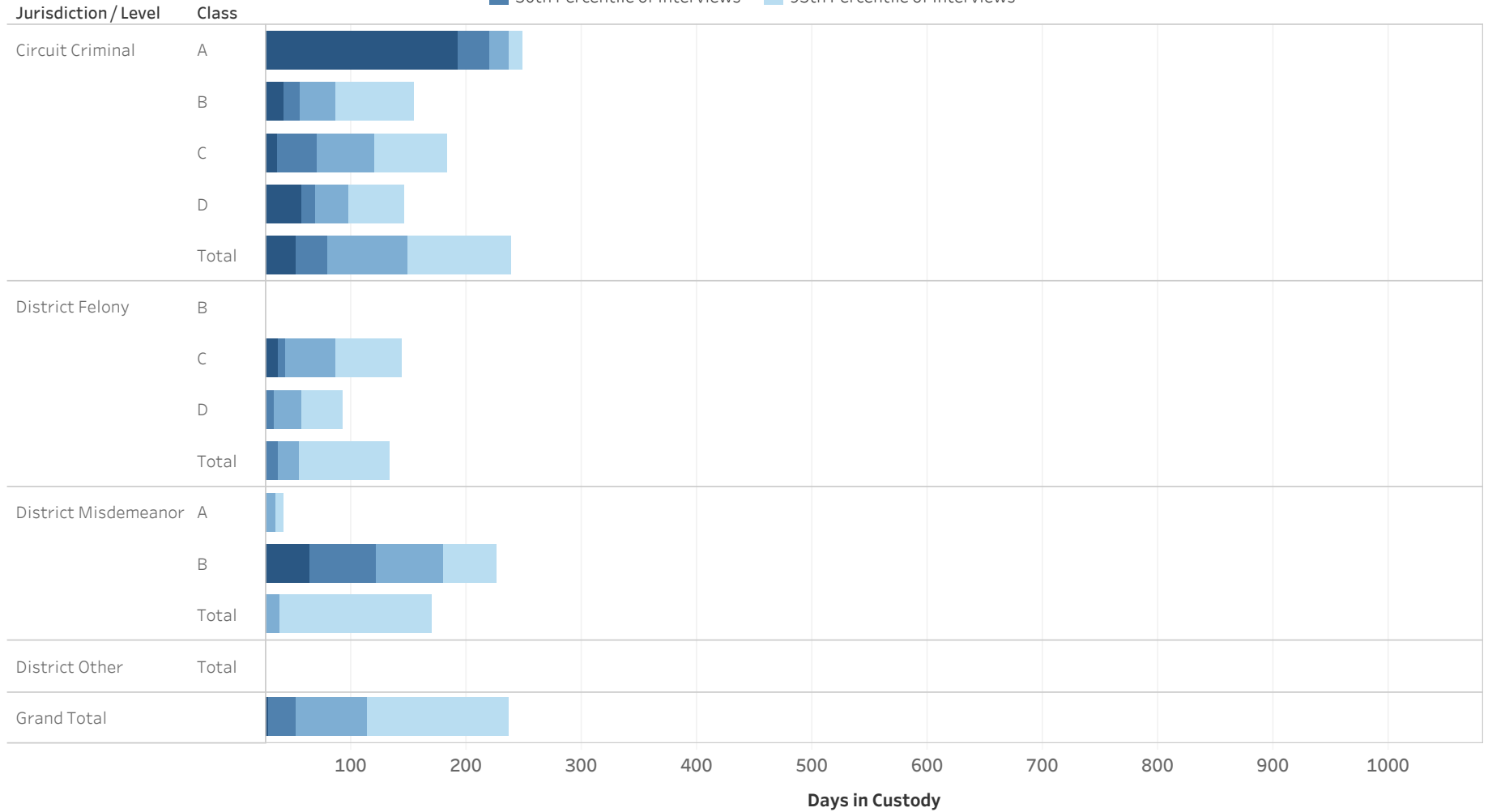
Statistical Analysis Considerations

- * Data provided from the Pretrial Information Management System.
- * Counts reflect distinct pretrial interviews within a given jurisdiction (Circuit or District Court). Time in custody is evaluated separately for District and Circuit cases.
- * A single Interview may involve more than one case, and a single defendant may have multiple interviews during a given period of time.



ADMINISTRATIVE OFFICE OF THE COURTS
Research and Statistics
Defendants in Custody May 11, 2022
Time in Custody (Days)
NELSON COUNTY

■ 25th Percentile of Interviews ■ 75th Percentile of Interviews
■ 50th Percentile of Interviews ■ 95th Percentile of Interviews



Statistical Analysis Considerations

- * Data provided from the Pretrial Information Management System.
- * Counts reflect distinct pretrial interviews within a given jurisdiction (Circuit or District Court). Time in custody is evaluated separately for District and Circuit cases.
- * A single Interview may involve more than one case, and a single defendant may have multiple interviews during a given period of time.



ADMINISTRATIVE OFFICE OF THE COURTS
Research and Statistics
Defendants in Custody May 11, 2022
Time in Custody (Days)
NELSON COUNTY

Percentile of the Time in Custody (Days)

Jurisdiction / Level	Class	# of Interviews	25% Percentile of Interviews	50th Percentile of Interviews	75th Percentile of Interviews	95th Percentile of Interviews
Circuit Criminal	A	6	193.0	219.5	237.0	248.3
	B	4	41.3	55.5	86.3	154.1
	C	15	35.0	70.0	119.5	183.3
	D	13	57.0	69.0	97.0	145.8
	Total	38	52.3	80.0	148.3	239.3
District Felony	B	2	10.3	11.5	12.8	13.8
	C	7	37.0	43.0	86.5	143.1
	D	16	7.0	32.5	56.8	93.0
	Total	25	13.0	36.0	55.0	133.4
District Misdemeanor	A	6	9.8	23.0	34.0	41.8
	B	2	63.8	121.5	179.3	225.5
	Total	8	7.5	23.0	37.3	169.5
District Other	Total	1	2.0	2.0	2.0	2.0
Grand Total		61	27.8	52.5	113.8	237.0

* Data provided from the Pretrial Information Management System.

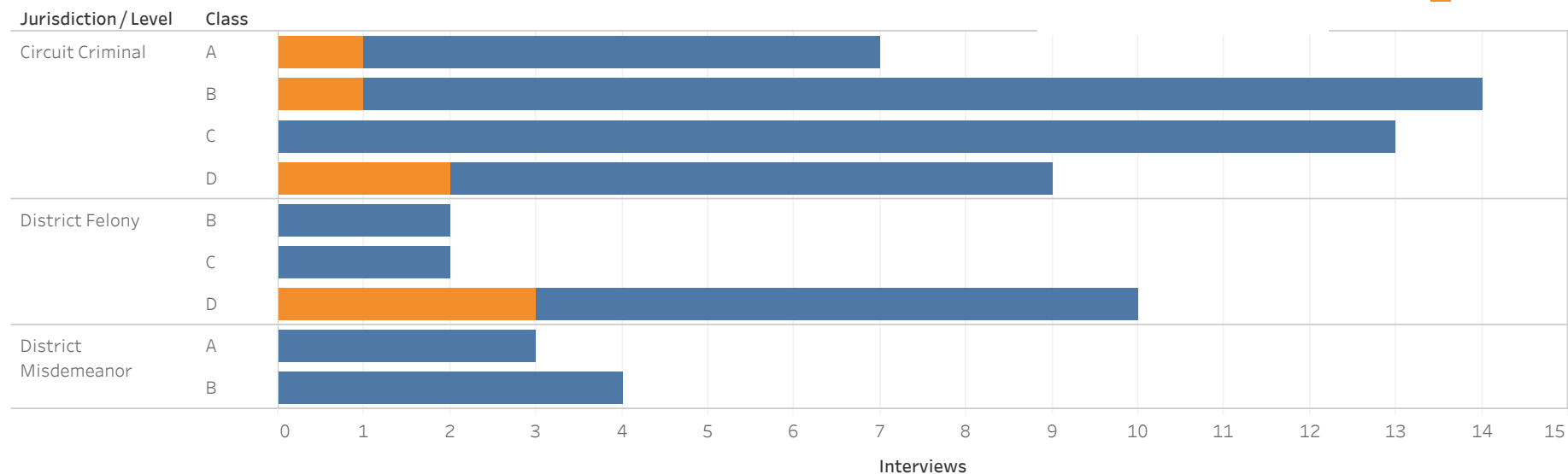
* Counts reflect distinct pretrial interviews within a given jurisdiction (Circuit or District Court). Time in custody is evaluated separately for District and Circuit cases.

* A single Interview may involve more than one case, and a single defendant may have multiple interviews during a given period of time.



**ADMINISTRATIVE OFFICE OF THE COURTS
Research and Statistics
Defendants in Custody May 11, 2022
OHIO COUNTY**

Current Holder
■ No Holder
■ Has Holder



Jurisdiction / Level	Class	No Holder	Probation	Non-Payment Fines / Restitution	Parole	Grand Total
Circuit Criminal	A	6			1	7
	B	13	1			14
	C	13				13
	D	7	1	1		9
District Felony	B	2				2
	C	2				2
	D	7	1	2		10
District Misdemeanor	A	3				3
	B	4				4
Grand Total		51	3	3	1	58

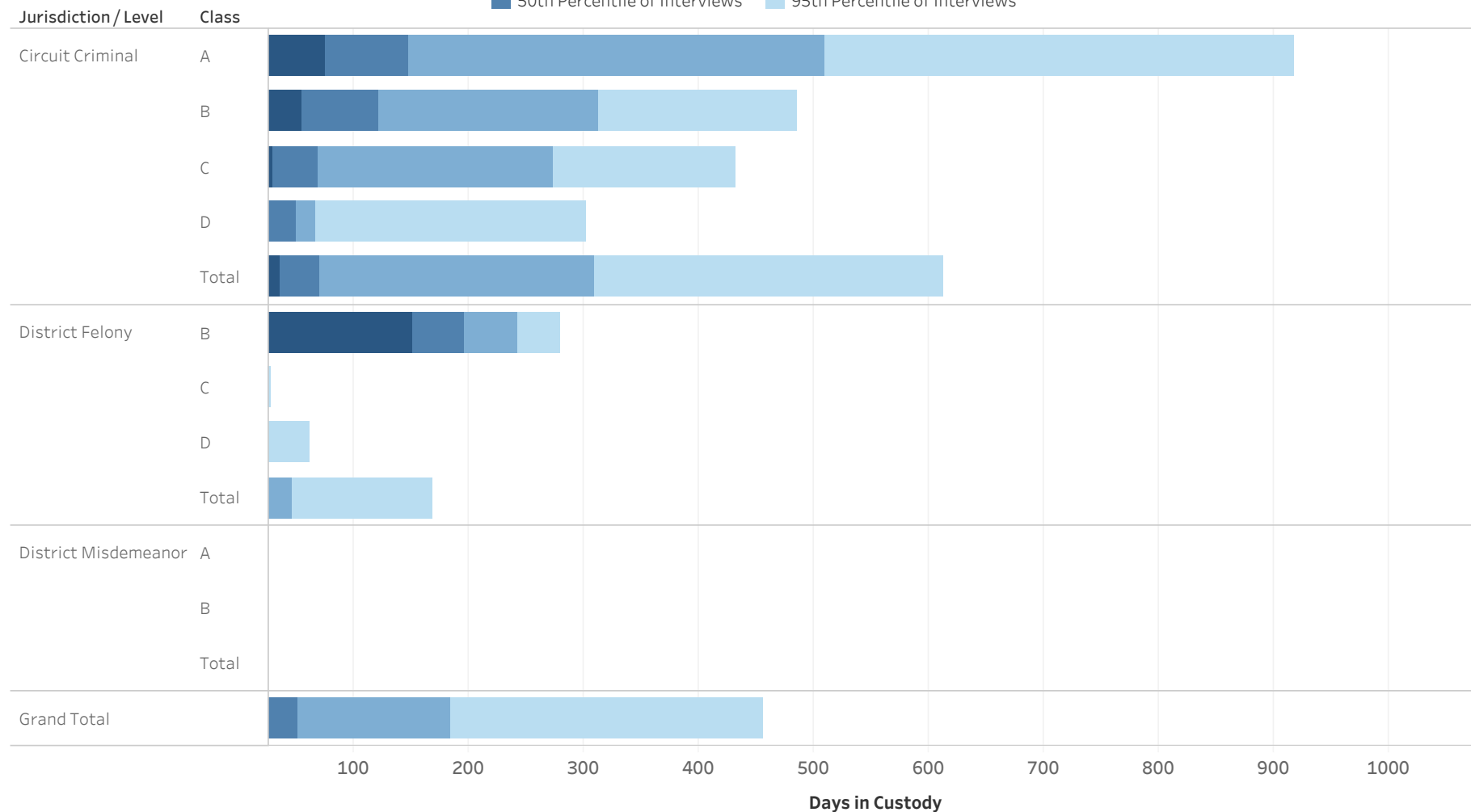
Statistical Analysis Considerations

- * Data provided from the Pretrial Information Management System.
- * Counts reflect distinct pretrial interviews within a given jurisdiction (Circuit or District Court). Time in custody is evaluated separately for District and Circuit cases.
- * A single Interview may involve more than one case, and a single defendant may have multiple interviews during a given period of time.



ADMINISTRATIVE OFFICE OF THE COURTS
Research and Statistics
Defendants in Custody May 11, 2022
Time in Custody (Days)
OHIO COUNTY

■ 25th Percentile of Interviews ■ 75th Percentile of Interviews
■ 50th Percentile of Interviews ■ 95th Percentile of Interviews



Statistical Analysis Considerations

- * Data provided from the Pretrial Information Management System.
- * Counts reflect distinct pretrial interviews within a given jurisdiction (Circuit or District Court). Time in custody is evaluated separately for District and Circuit cases.
- * A single Interview may involve more than one case, and a single defendant may have multiple interviews during a given period of time.



ADMINISTRATIVE OFFICE OF THE COURTS
Research and Statistics
Defendants in Custody May 11, 2022
Time in Custody (Days)
OHIO COUNTY

Percentile of the Time in Custody (Days)

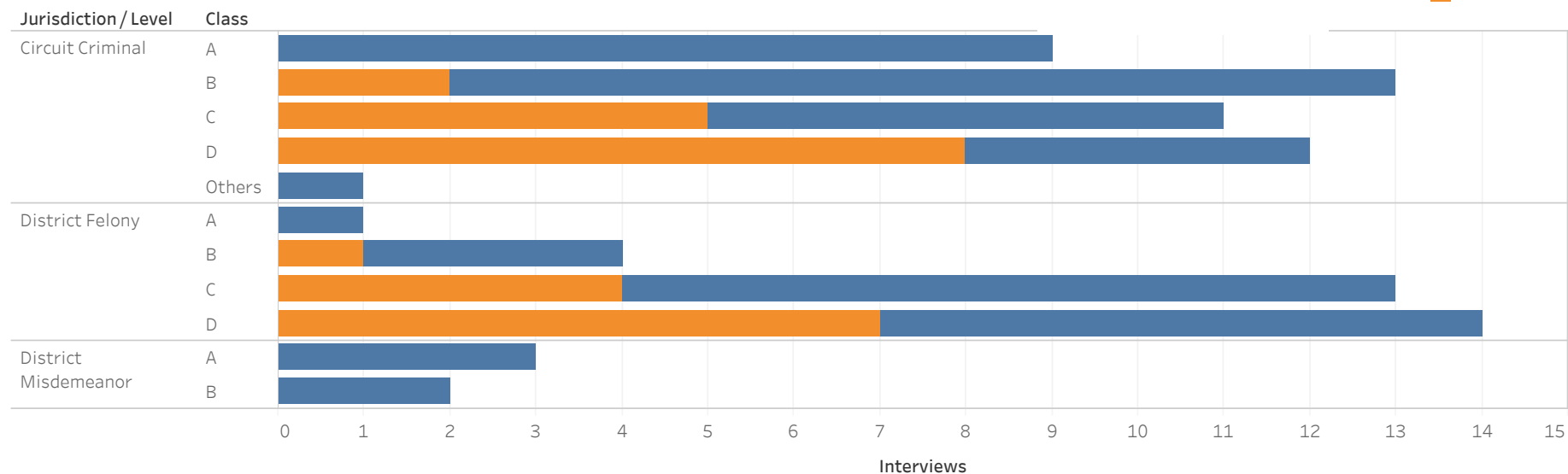
Jurisdiction / Level	Class	# of Interviews	25% Percentile of Interviews	50th Percentile of Interviews	75th Percentile of Interviews	95th Percentile of Interviews
Circuit Criminal	A	7	75.0	147.0	509.0	917.0
	B	14	54.0	120.5	312.5	484.8
	C	13	29.0	69.0	274.0	432.0
	D	9	16.0	50.0	66.0	301.6
	Total	43	35.0	70.0	309.0	612.6
District Felony	B	2	150.3	196.5	242.8	279.8
	C	2	17.8	21.5	25.3	28.3
	D	10	2.0	4.0	23.0	62.0
	Total	14	2.3	11.0	45.5	168.8
District Misdemeanor	A	3	1.0	2.0	3.5	4.7
	B	4	2.0	6.0	11.0	13.4
	Total	7	2.0	2.0	7.5	12.8
Grand Total		58	9.5	50.5	184.5	456.0

* Data provided from the Pretrial Information Management System.
 * Counts reflect distinct pretrial interviews within a given jurisdiction (Circuit or District Court). Time in custody is evaluated separately for District and Circuit cases.
 * A single Interview may involve more than one case, and a single defendant may have multiple interviews during a given period of time.



**ADMINISTRATIVE OFFICE OF THE COURTS
Research and Statistics
Defendants in Custody May 11, 2022
OLDHAM COUNTY**

Current Holder
■ No Holder
■ Has Holder



Jurisdiction/Level	Class	No Holder	Probation	Non-Payment Fines/ Restitution	State Inmate	Parole	Other	Federal Inmate	Grand Total
Circuit Criminal	A	9							9
	B	11		1				1	13
	C	6		2	2			1	11
	D	4	4	2		2			12
	Others	1							1
District Felony	A	1							1
	B	3		1					4
	C	9	1	1	1		1		13
	D	7	4	1		1	1		14
District Misdemeanor	A	3							3
	B	2							2
Grand Total		50	6	5	3	3	2	2	71

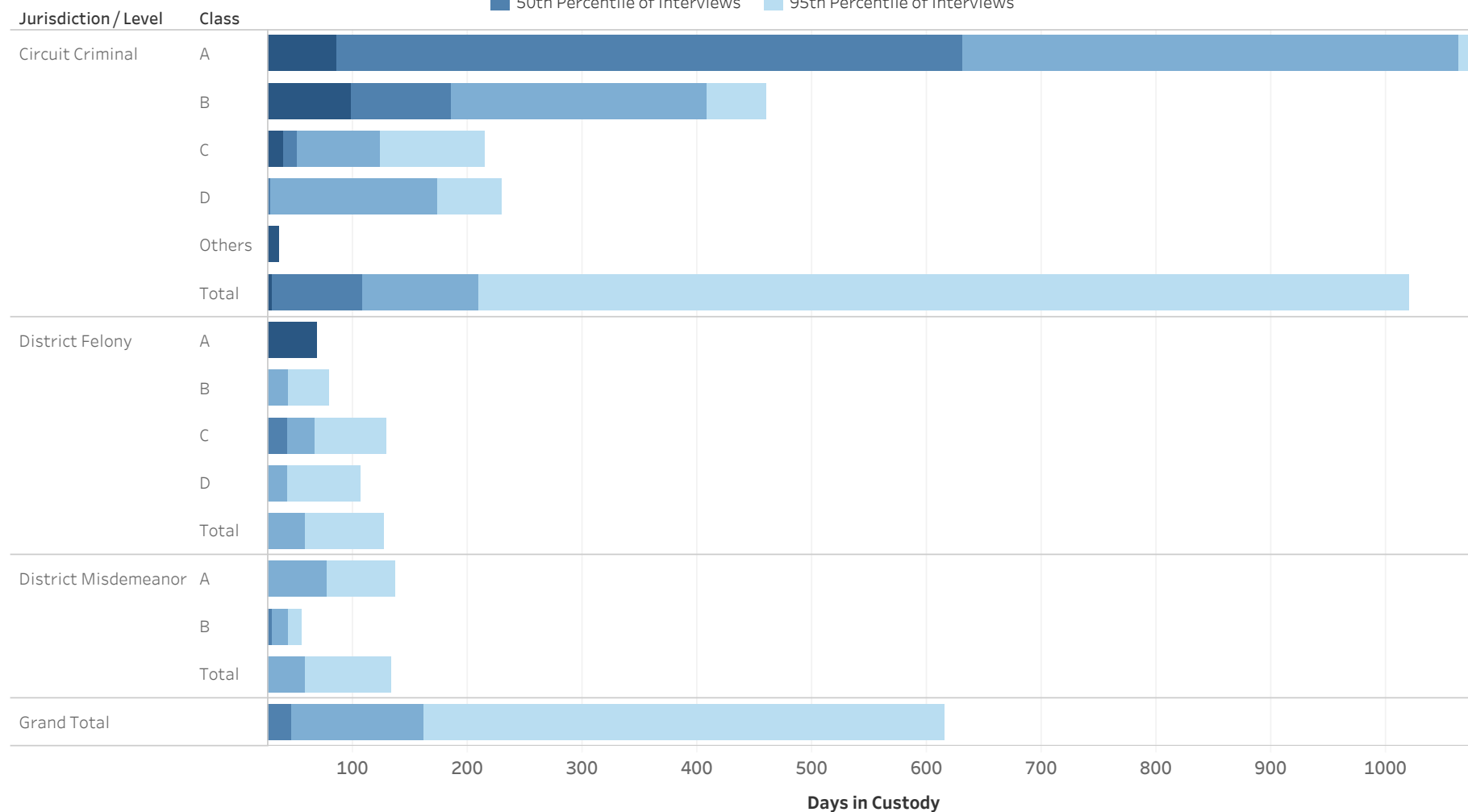
Statistical Analysis Considerations

- * Data provided from the Pretrial Information Management System.
- * Counts reflect distinct pretrial interviews within a given jurisdiction (Circuit or District Court). Time in custody is evaluated separately for District and Circuit cases.
- * A single Interview may involve more than one case, and a single defendant may have multiple interviews during a given period of time.



ADMINISTRATIVE OFFICE OF THE COURTS
Research and Statistics
Defendants in Custody May 11, 2022
Time in Custody (Days)
OLDHAM COUNTY

■ 25th Percentile of Interviews ■ 75th Percentile of Interviews
■ 50th Percentile of Interviews ■ 95th Percentile of Interviews



Statistical Analysis Considerations

- * Data provided from the Pretrial Information Management System.
- * Counts reflect distinct pretrial interviews within a given jurisdiction (Circuit or District Court). Time in custody is evaluated separately for District and Circuit cases.
- * A single Interview may involve more than one case, and a single defendant may have multiple interviews during a given period of time.



ADMINISTRATIVE OFFICE OF THE COURTS
Research and Statistics
Defendants in Custody May 11, 2022
Time in Custody (Days)
OLDHAM COUNTY

Percentile of the Time in Custody (Days)

Jurisdiction / Level	Class	# of Interviews	25% Percentile of Interviews	50th Percentile of Interviews	75th Percentile of Interviews	95th Percentile of Interviews
Circuit Criminal	A	9	85	630	1,063	1,233
	B	13	99	185	408	460
	C	11	39	51	123	216
	D	12	15	29	174	229
	Others	1	35	35	35	35
	Total	46	30	109	209	1,020
District Felony	A	1	69	69	69	69
	B	4	14	22	44	79
	C	13	15	42	66	130
	D	14	6	15	42	107
	Total	32	9	22	59	127
District Misdemeanor	A	3	2	3	77	136
	B	2	15	29	44	55
	Total	5	1	3	58	132
Grand Total		71	15	46	161	615

* Data provided from the Pretrial Information Management System.

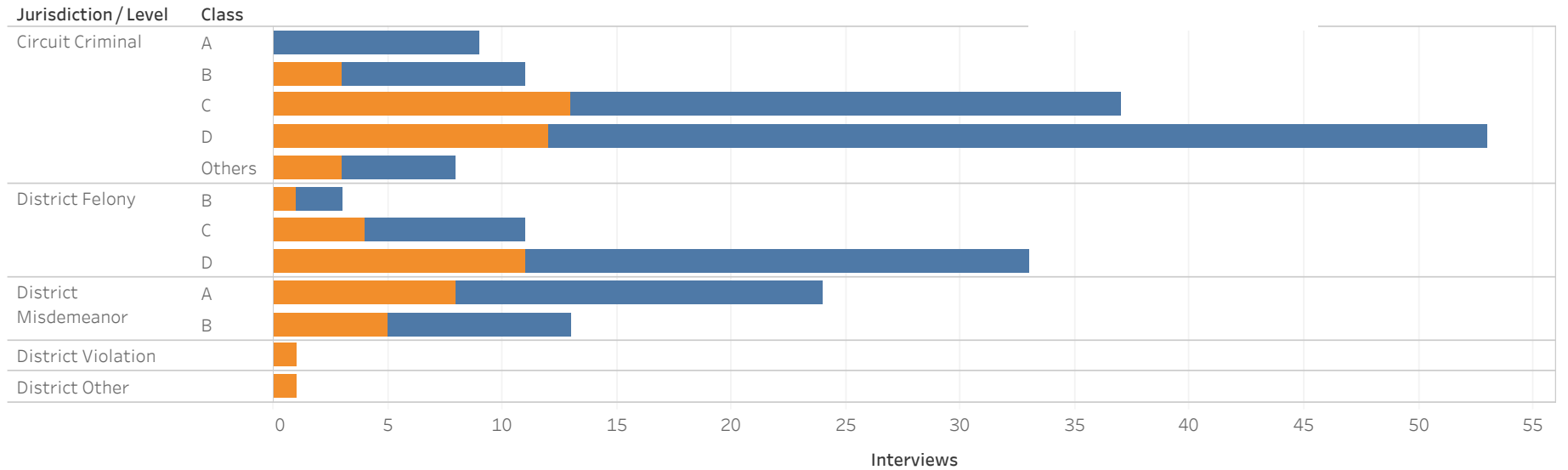
* Counts reflect distinct pretrial interviews within a given jurisdiction (Circuit or District Court). Time in custody is evaluated separately for District and Circuit cases.

* A single Interview may involve more than one case, and a single defendant may have multiple interviews during a given period of time.



ADMINISTRATIVE OFFICE OF THE COURTS
Research and Statistics
Defendants in Custody May 11, 2022
PERRY COUNTY

Current Holder
■ No Holder
■ Has Holder



Jurisdiction / Level	Class	No Holder	Probation	Non-Payment Fines / Restitution	Parole	State Inmate	Other	Contempt	Grand Total
Circuit Criminal	A	9							9
	B	8	1		1	1			11
	C	24	5	4		1	2	1	37
	D	41	5	4	1	1	1		53
	Others	5	1	2					8
District Felony	B	2		1					3
	C	7	1	1	2				11
	D	22	5	5	1				33
District Misdemeanor	A	16	3	2	2	1			24
	B	8	3	1				1	13
District Other							1		1
District Violation						1			1
Grand Total		124	20	16	7	5	3	2	177

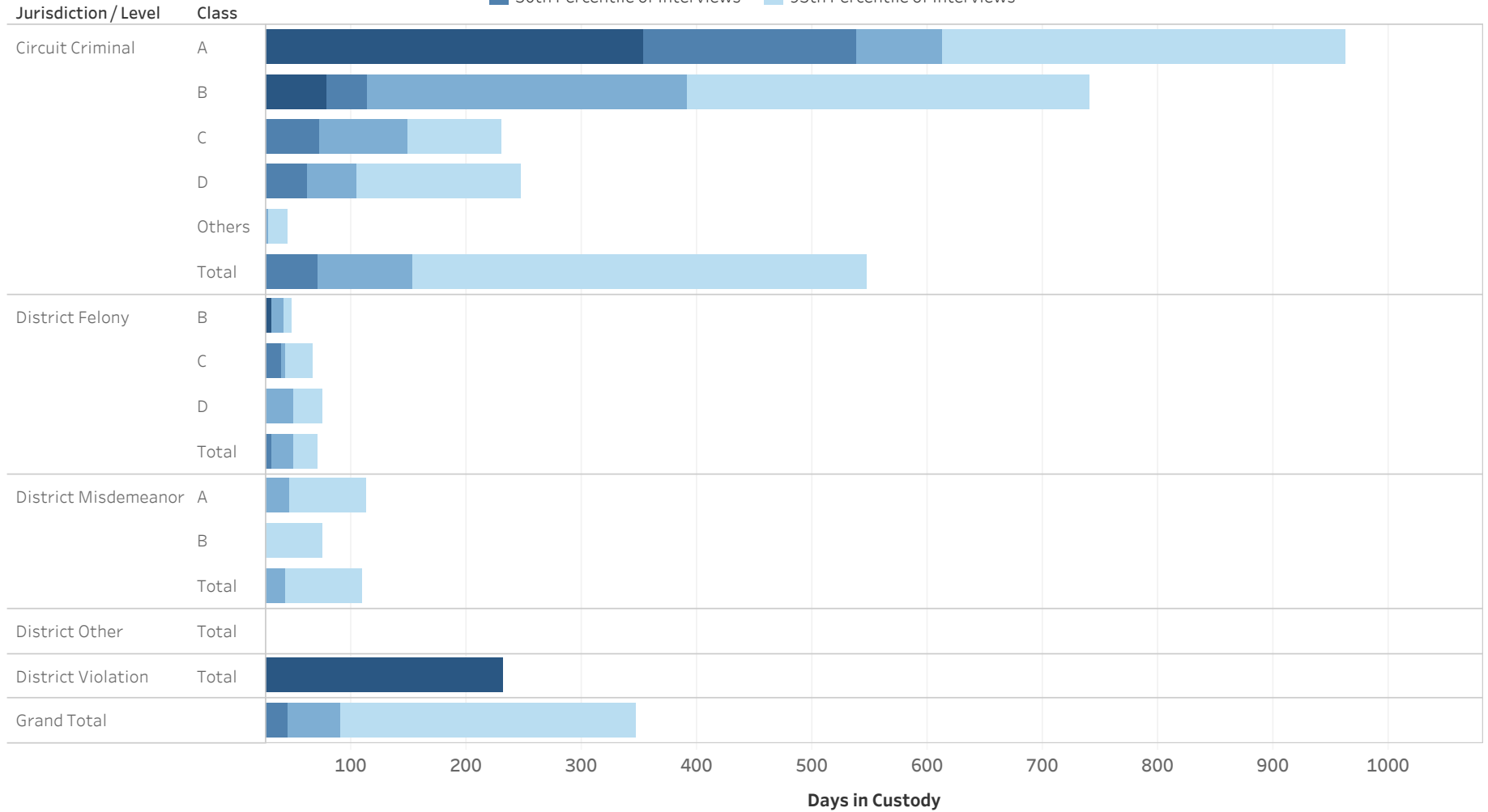
Statistical Analysis Considerations

- * Data provided from the Pretrial Information Management System.
- * Counts reflect distinct pretrial interviews within a given jurisdiction (Circuit or District Court). Time in custody is evaluated separately for District and Circuit cases.
- * A single Interview may involve more than one case, and a single defendant may have multiple interviews during a given period of time.



ADMINISTRATIVE OFFICE OF THE COURTS
Research and Statistics
Defendants in Custody May 11, 2022
Time in Custody (Days)
PERRY COUNTY

■ 25th Percentile of Interviews ■ 75th Percentile of Interviews
■ 50th Percentile of Interviews ■ 95th Percentile of Interviews



Statistical Analysis Considerations

- * Data provided from the Pretrial Information Management System.
- * Counts reflect distinct pretrial interviews within a given jurisdiction (Circuit or District Court). Time in custody is evaluated separately for District and Circuit cases.
- * A single Interview may involve more than one case, and a single defendant may have multiple interviews during a given period of time.



ADMINISTRATIVE OFFICE OF THE COURTS
Research and Statistics
Defendants in Custody May 11, 2022
Time in Custody (Days)
PERRY COUNTY

Percentile of the Time in Custody (Days)

Jurisdiction / Level	Class	# of Interviews	25% Percentile of Interviews	50th Percentile of Interviews	75th Percentile of Interviews	95th Percentile of Interviews
Circuit Criminal	A	9	353.0	538.0	613.0	962.8
	B	11	78.5	114.0	391.5	739.5
	C	37	25.0	72.0	149.0	230.4
	D	53	25.0	62.0	105.0	247.2
	Others	8	7.0	14.5	28.3	44.7
	Total		118	25.0	71.0	152.8
District Felony	B	3	31.0	31.0	41.0	49.0
	C	11	25.0	39.0	42.0	66.0
	D	33	9.0	23.0	50.0	74.4
	Total		47	13.0	31.0	50.0
District Misdemeanor	A	24	11.0	23.5	45.8	113.1
	B	13	4.0	16.0	23.0	75.2
	Total		37	11.0	23.0	43.0
District Other	Total	1	21.0	21.0	21.0	21.0
District Violation	Total	1	232.0	232.0	232.0	232.0
Grand Total		177	16.8	44.5	90.5	347.6

* Data provided from the Pretrial Information Management System.

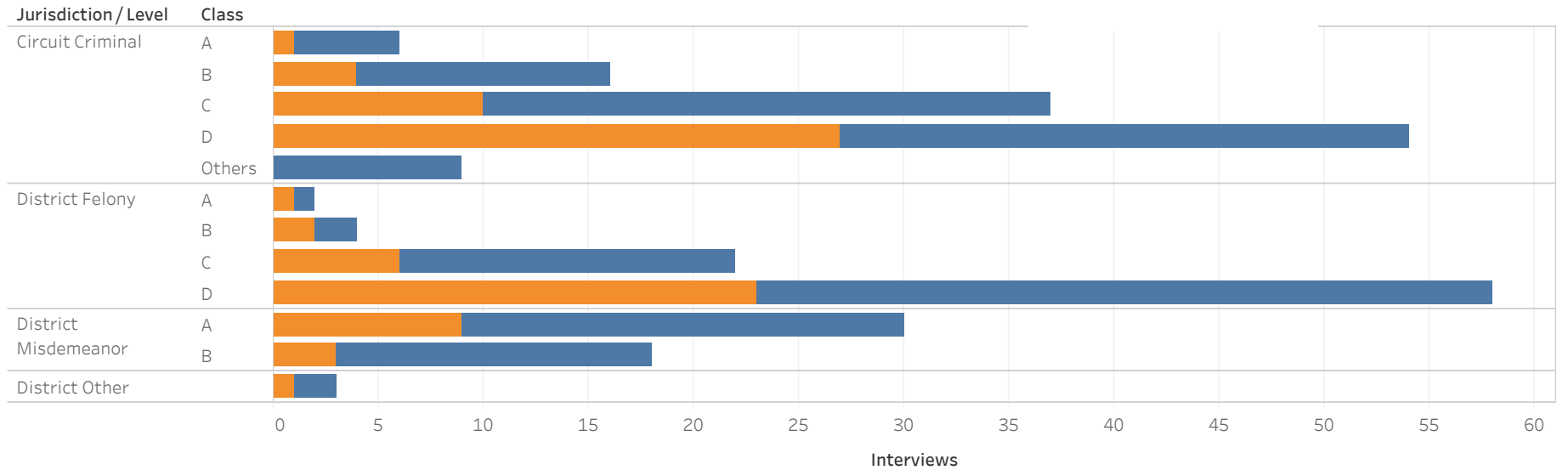
* Counts reflect distinct pretrial interviews within a given jurisdiction (Circuit or District Court). Time in custody is evaluated separately for District and Circuit cases.

* A single Interview may involve more than one case, and a single defendant may have multiple interviews during a given period of time.



ADMINISTRATIVE OFFICE OF THE COURTS
Research and Statistics
Defendants in Custody May 11, 2022
PIKE COUNTY

Current Holder
■ No Holder
■ Has Holder



Jurisdiction/Level	Class	No Holder	State Inmate	Non-Payment Fines/ Restitution	Parole	Other	Contempt	Probation	Federal Inmate	Grand Total
Circuit Criminal	A	5	1							6
	B	12	1	1	1	1				16
	C	27	5	1		3	1			37
	D	27	6	7	4	3	4	3		54
	Others	9								9
District Felony	A	1				1				2
	B	2	1		1					4
	C	16	3		1	1	1			22
	D	35	6	8	2		2	3	2	58
District Misdemeanor	A	21	1	1	2	1	2	2		30
	B	15			1	2				18
District Other	Others	2	1							3
Grand Total		137	23	12	10	10	9	6	2	209

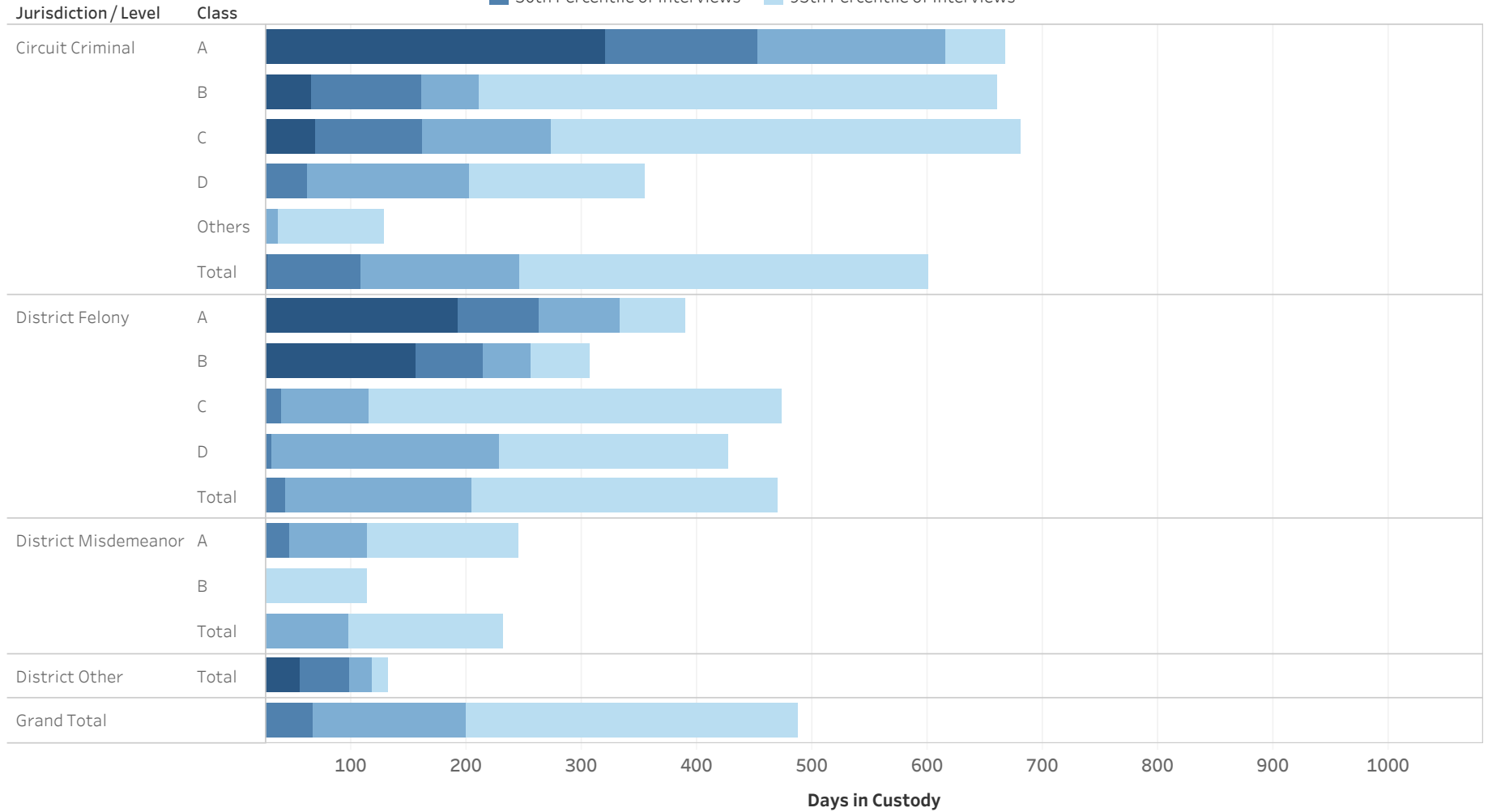
Statistical Analysis Considerations

- * Data provided from the Pretrial Information Management System.
- * Counts reflect distinct pretrial interviews within a given jurisdiction (Circuit or District Court). Time in custody is evaluated separately for District and Circuit cases.
- * A single Interview may involve more than one case, and a single defendant may have multiple interviews during a given period of time.



ADMINISTRATIVE OFFICE OF THE COURTS
Research and Statistics
Defendants in Custody May 11, 2022
Time in Custody (Days)
PIKE COUNTY

■ 25th Percentile of Interviews ■ 75th Percentile of Interviews
■ 50th Percentile of Interviews ■ 95th Percentile of Interviews



Statistical Analysis Considerations

- * Data provided from the Pretrial Information Management System.
- * Counts reflect distinct pretrial interviews within a given jurisdiction (Circuit or District Court). Time in custody is evaluated separately for District and Circuit cases.
- * A single Interview may involve more than one case, and a single defendant may have multiple interviews during a given period of time.



ADMINISTRATIVE OFFICE OF THE COURTS
Research and Statistics
Defendants in Custody May 11, 2022
Time in Custody (Days)
PIKE COUNTY

Percentile of the Time in Custody (Days)

Jurisdiction/ Level	Class	# of Interviews	25% Percentile of Interviews	50th Percentile of Interviews	75th Percentile of Interviews	95th Percentile of Interviews
Circuit Criminal	A	6	320.3	452.5	615.5	667.3
	B	16	64.8	160.5	210.5	660.3
	C	37	69.0	162.0	274.0	681.0
	D	54	18.5	61.5	202.3	354.2
	Others	9	13.0	18.0	37.0	128.6
	Total		122	27.3	107.5	245.5
District Felony	A	2	192.5	263.0	333.5	389.9
	B	4	155.3	213.5	255.3	306.3
	C	22	5.8	38.5	115.0	473.9
	D	58	10.3	31.0	228.5	427.1
	Total		86	9.3	42.0	204.5
District Misdemeanor	A	30	12.8	46.0	113.8	244.3
	B	18	1.3	8.5	19.5	114.2
	Total		48	4.8	19.0	97.0
District Other	Total	3	55.5	99.0	117.0	131.4
Grand Total		209	13.5	66.0	199.5	488.1

* Data provided from the Pretrial Information Management System.

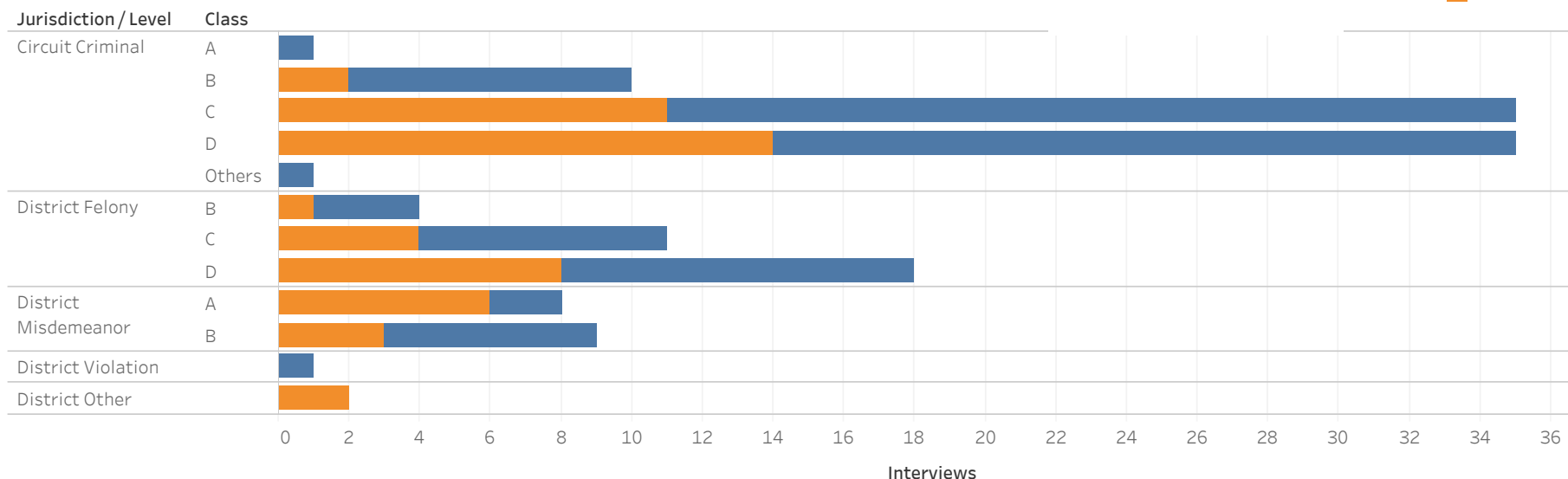
* Counts reflect distinct pretrial interviews within a given jurisdiction (Circuit or District Court). Time in custody is evaluated separately for District and Circuit cases.

* A single Interview may involve more than one case, and a single defendant may have multiple interviews during a given period of time.



ADMINISTRATIVE OFFICE OF THE COURTS
Research and Statistics
Defendants in Custody May 11, 2022
POWELL COUNTY

Current Holder
■ No Holder
■ Has Holder



Jurisdiction/Level	Class	No Holder	Probation	State Inmate	Non-Payment Fines/ Restitution	Other	Parole	Contempt	Grand Total
Circuit Criminal	A	1							1
	B	8		2					10
	C	24	2	3	3		1	2	35
	D	21	5	2	2	3	1	1	35
	Others	1							1
District Felony	B	3		1					4
	C	7	1	1	1		1		11
	D	10	5	1		1		1	18
District Misdemeanor	A	2	2	1	3				8
	B	6	1			1		1	9
District Other					1		1		2
District Violation		1							1
Grand Total		68	16	10	8	5	4	4	115

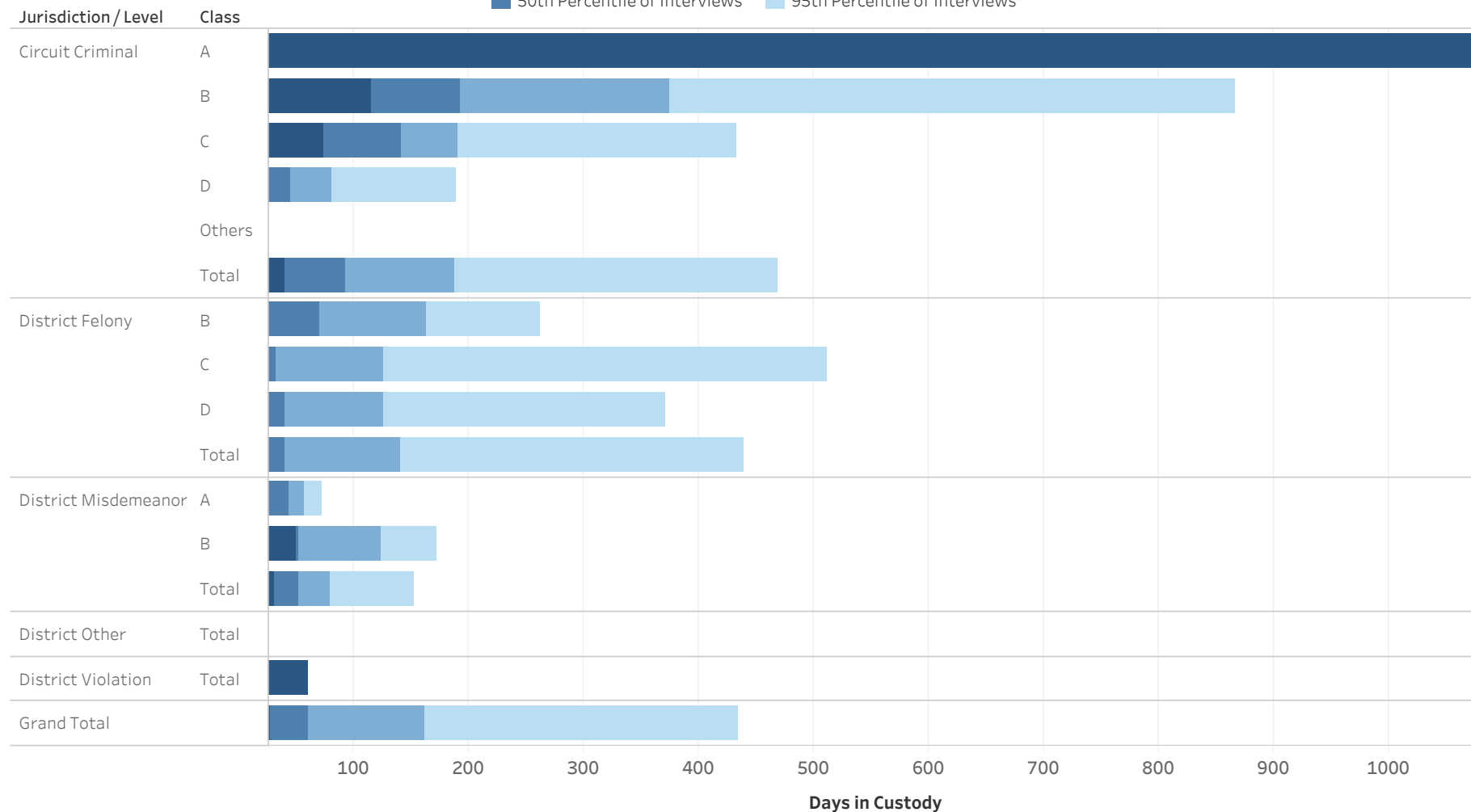
Statistical Analysis Considerations

- * Data provided from the Pretrial Information Management System.
- * Counts reflect distinct pretrial interviews within a given jurisdiction (Circuit or District Court). Time in custody is evaluated separately for District and Circuit cases.
- * A single Interview may involve more than one case, and a single defendant may have multiple interviews during a given period of time.



ADMINISTRATIVE OFFICE OF THE COURTS
Research and Statistics
Defendants in Custody May 11, 2022
Time in Custody (Days)
POWELL COUNTY

■ 25th Percentile of Interviews ■ 75th Percentile of Interviews
■ 50th Percentile of Interviews ■ 95th Percentile of Interviews



Statistical Analysis Considerations

- * Data provided from the Pretrial Information Management System.
- * Counts reflect distinct pretrial interviews within a given jurisdiction (Circuit or District Court). Time in custody is evaluated separately for District and Circuit cases.
- * A single Interview may involve more than one case, and a single defendant may have multiple interviews during a given period of time.



ADMINISTRATIVE OFFICE OF THE COURTS
Research and Statistics
Defendants in Custody May 11, 2022
Time in Custody (Days)
POWELL COUNTY

Percentile of the Time in Custody (Days)

Jurisdiction / Level	Class	# of Interviews	25% Percentile of Interviews	50th Percentile of Interviews	75th Percentile of Interviews	95th Percentile of Interviews
Circuit Criminal	A	1	1,813	1,813	1,813	1,813
	B	10	115	193	374	866
	C	35	73	141	190	433
	D	35	16	45	81	189
	Others	1	17	17	17	17
	Total		82	40	92	188
District Felony	B	4	16	70	163	262
	C	11	16	32	126	512
	D	18	19	41	126	371
	Total	33	16	40	140	438
District Misdemeanor	A	8	15	44	57	72
	B	9	50	52	123	173
	Total	17	31	52	79	152
District Other	Total	2	2	4	5	6
District Violation	Total	1	60	60	60	60
Grand Total		115	27	60	162	434

* Data provided from the Pretrial Information Management System.

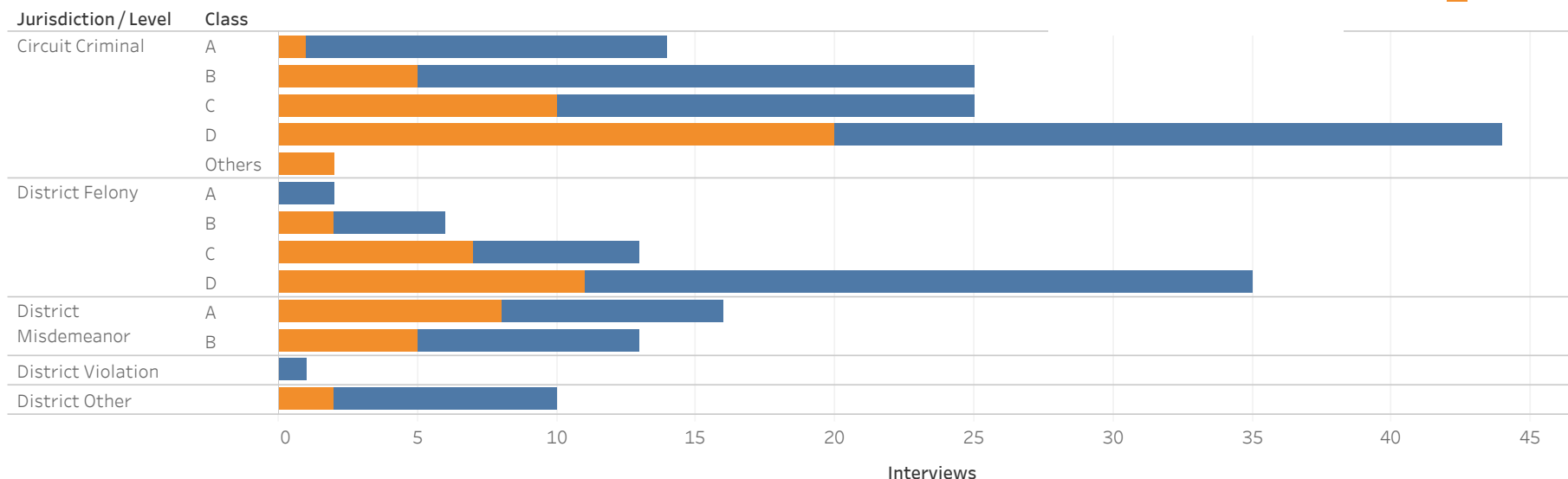
* Counts reflect distinct pretrial interviews within a given jurisdiction (Circuit or District Court). Time in custody is evaluated separately for District and Circuit cases.

* A single Interview may involve more than one case, and a single defendant may have multiple interviews during a given period of time.



ADMINISTRATIVE OFFICE OF THE COURTS Research and Statistics Defendants in Custody May 11, 2022 PULASKI COUNTY

Current Holder
■ No Holder
■ Has Holder



Jurisdiction/Level	Class	No Holder	Non-Payment Fines/ Restitution	Probation	State Inmate	Parole	Contempt	Other	Federal Inmate	Grand Total
Circuit Criminal	A	13			1					14
	B	20	1	1	1		1	1		25
	C	15	3	4	2	1				25
	D	24	8	4	3	1	3		1	44
	Others				1				1	2
District Felony	A	2								2
	B	4	1					1		6
	C	6	2	3	1		1			13
	D	24	3	4	1	1	1	1		35
District Misdemeanor	A	8	3	3	1	1				16
	B	8	2	1		2				13
District Other		8	1	1						10
District Violation		1								1
Grand Total		117	23	20	9	5	4	2	2	182

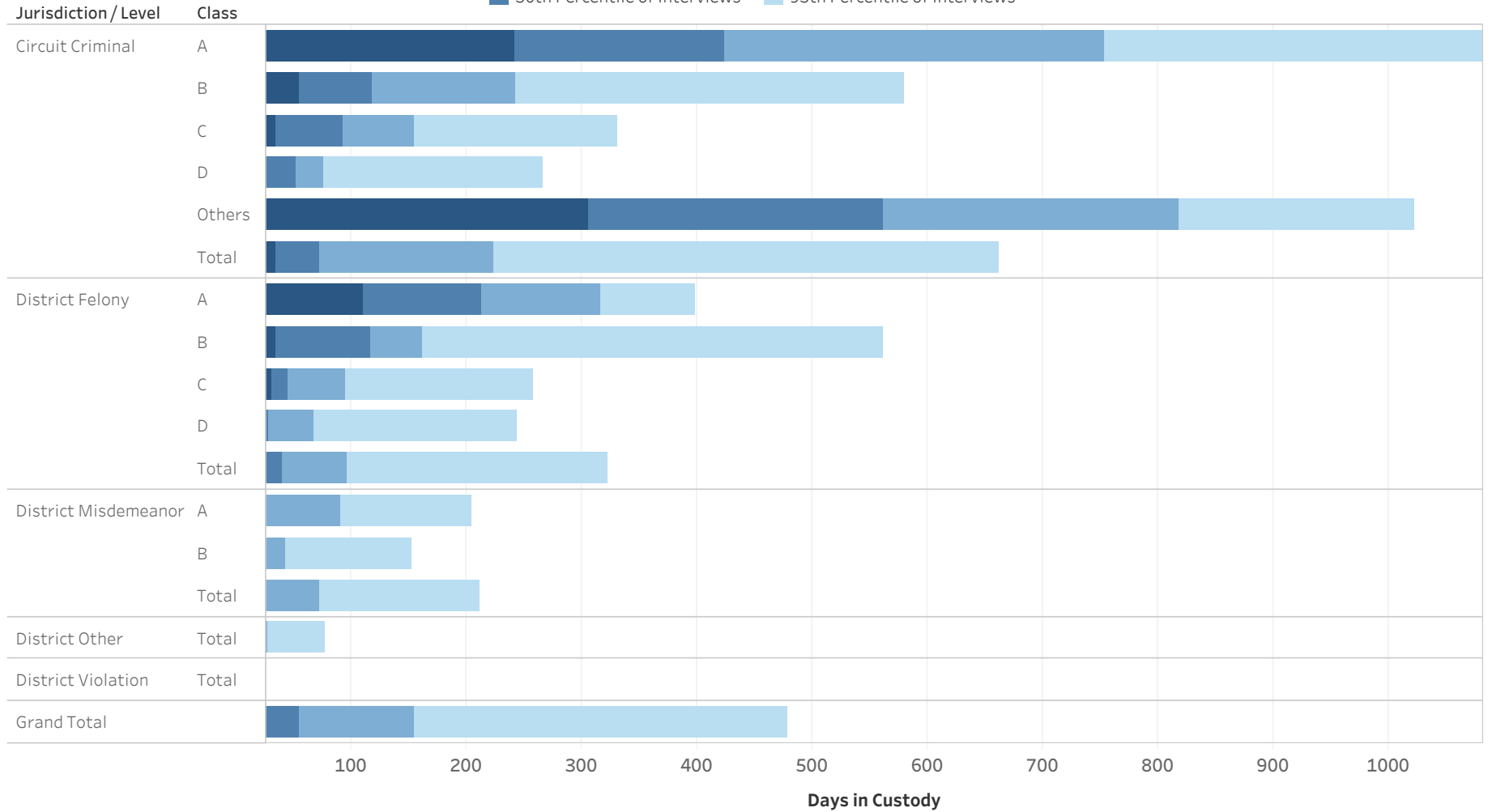
Statistical Analysis Considerations

- * Data provided from the Pretrial Information Management System.
- * Counts reflect distinct pretrial interviews within a given jurisdiction (Circuit or District Court). Time in custody is evaluated separately for District and Circuit cases.
- * A single Interview may involve more than one case, and a single defendant may have multiple interviews during a given period of time.



ADMINISTRATIVE OFFICE OF THE COURTS
Research and Statistics
Defendants in Custody May 11, 2022
Time in Custody (Days)
PULASKI COUNTY

■ 25th Percentile of Interviews ■ 75th Percentile of Interviews
■ 50th Percentile of Interviews ■ 95th Percentile of Interviews



Statistical Analysis Considerations

- * Data provided from the Pretrial Information Management System.
- * Counts reflect distinct pretrial interviews within a given jurisdiction (Circuit or District Court). Time in custody is evaluated separately for District and Circuit cases.
- * A single Interview may involve more than one case, and a single defendant may have multiple interviews during a given period of time.



ADMINISTRATIVE OFFICE OF THE COURTS
Research and Statistics
Defendants in Custody May 11, 2022
Time in Custody (Days)
PULASKI COUNTY

Percentile of the Time in Custody (Days)

Jurisdiction / Level	Class	# of Interviews	25% Percentile of Interviews	50th Percentile of Interviews	75th Percentile of Interviews	95th Percentile of Interviews
Circuit Criminal	A	14	241	423	753	1,135
	B	25	55	117	242	579
	C	25	34	93	154	330
	D	44	18	53	76	266
	Others	2	306	562	817	1,022
	Total		110	34	72	223
District Felony	A	2	110	213	316	398
	B	6	34	117	162	562
	C	13	31	45	95	258
	D	35	9	28	68	243
	Total		56	17	41	96
District Misdemeanor	A	16	10	19	91	205
	B	13	2	12	42	152
	Total		29	8	16	72
District Other	Total	10	5	11	28	77
District Violation	Total	1	7	7	7	7
Grand Total		182	17	55	154	479

* Data provided from the Pretrial Information Management System.

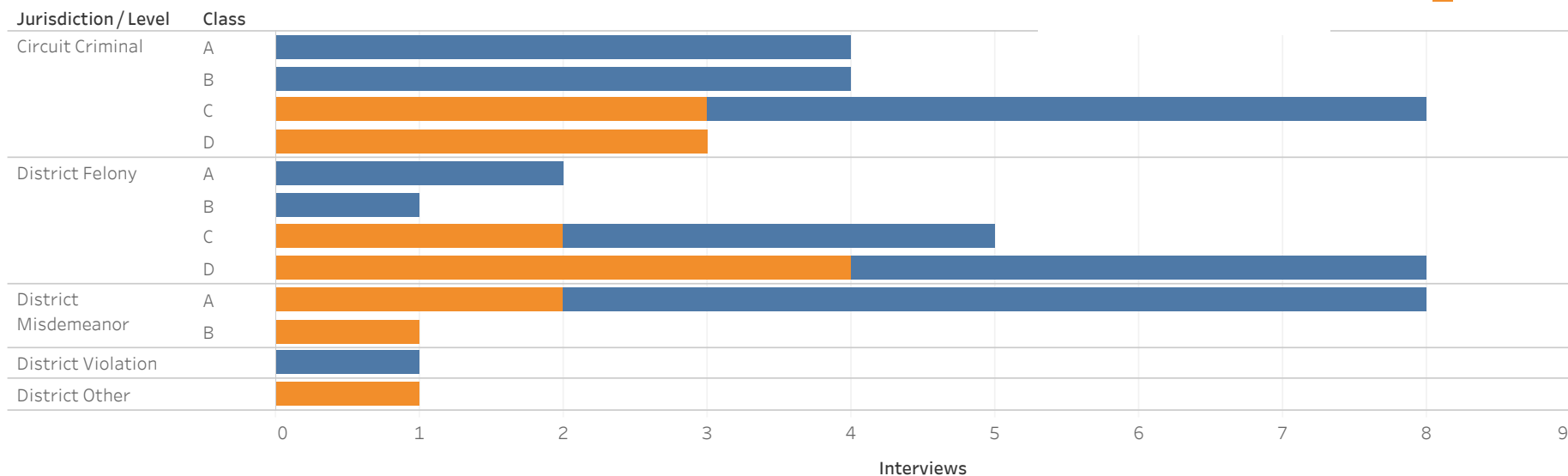
* Counts reflect distinct pretrial interviews within a given jurisdiction (Circuit or District Court). Time in custody is evaluated separately for District and Circuit cases.

* A single Interview may involve more than one case, and a single defendant may have multiple interviews during a given period of time.



**ADMINISTRATIVE OFFICE OF THE COURTS
Research and Statistics
Defendants in Custody May 11, 2022
ROCKCASTLE COUNTY**

Current Holder
■ No Holder
■ Has Holder



Jurisdiction / Level	Class	No Holder	Non-Payment Fines / Restitution	State Inmate	Probation	Federal Inmate	County Inmate	Grand Total
Circuit Criminal	A	4						4
	B	4						4
	C	5	1	1		1		8
	D		2		1			3
District Felony	A	2						2
	B	1						1
	C	3	1			1		5
	D	4	2	1	1			8
District Misdemeanor	A	6	1		1			8
	B						1	1
District Other				1				1
District Violation		1						1
Grand Total		26	5	3	2	1	1	38

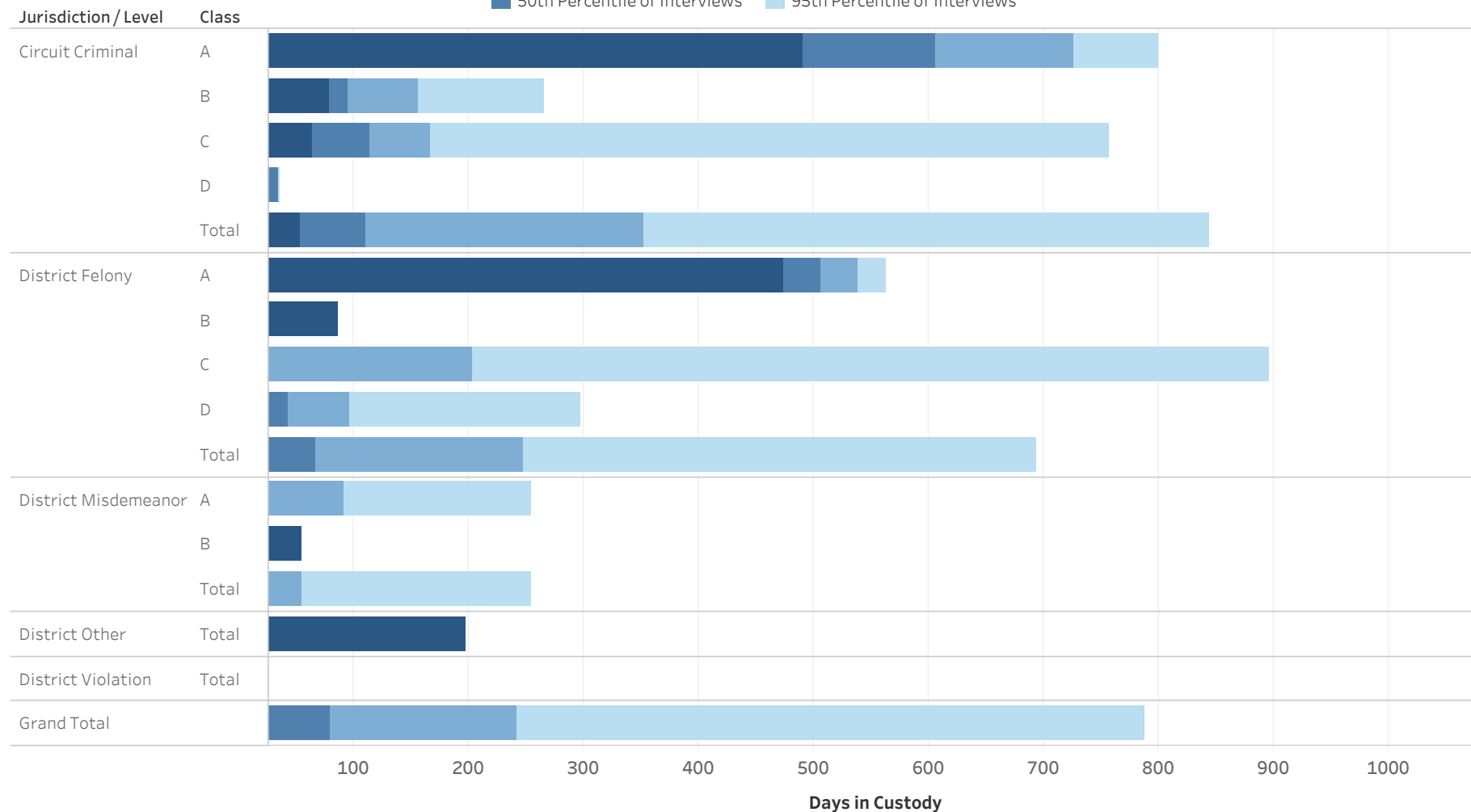
Statistical Analysis Considerations

- * Data provided from the Pretrial Information Management System.
- * Counts reflect distinct pretrial interviews within a given jurisdiction (Circuit or District Court). Time in custody is evaluated separately for District and Circuit cases.
- * A single Interview may involve more than one case, and a single defendant may have multiple interviews during a given period of time.



ADMINISTRATIVE OFFICE OF THE COURTS
Research and Statistics
Defendants in Custody May 11, 2022
Time in Custody (Days)
ROCKCASTLE COUNTY

■ 25th Percentile of Interviews ■ 75th Percentile of Interviews
■ 50th Percentile of Interviews ■ 95th Percentile of Interviews



Statistical Analysis Considerations

- * Data provided from the Pretrial Information Management System.
- * Counts reflect distinct pretrial interviews within a given jurisdiction (Circuit or District Court). Time in custody is evaluated separately for District and Circuit cases.
- * A single Interview may involve more than one case, and a single defendant may have multiple interviews during a given period of time.



ADMINISTRATIVE OFFICE OF THE COURTS
Research and Statistics
Defendants in Custody May 11, 2022
Time in Custody (Days)
ROCKCASTLE COUNTY

Percentile of the Time in Custody (Days)

Jurisdiction / Level	Class	# of Interviews	25% Percentile of Interviews	50th Percentile of Interviews	75th Percentile of Interviews	95th Percentile of Interviews
Circuit Criminal	A	4	490.5	606.0	725.8	799.6
	B	4	78.0	95.0	155.5	264.7
	C	8	64.3	113.5	166.8	757.2
	D	3	26.0	34.0	34.5	34.9
	Total	19	53.5	110.0	351.5	843.1
District Felony	A	2	473.8	505.5	537.3	562.7
	B	1	87.0	87.0	87.0	87.0
	C	5	4.0	20.0	203.0	895.8
	D	8	15.3	42.0	96.5	297.5
	Total	16	15.3	66.5	247.0	694.0
District Misdemeanor	A	8	6.0	17.0	91.3	254.7
	B	1	55.0	55.0	55.0	55.0
	Total	9	7.0	17.0	55.0	254.6
District Other	Total	1	197.0	197.0	197.0	197.0
District Violation	Total	1	18.0	18.0	18.0	18.0
Grand Total		38	18.0	80.0	241.3	787.3

* Data provided from the Pretrial Information Management System.

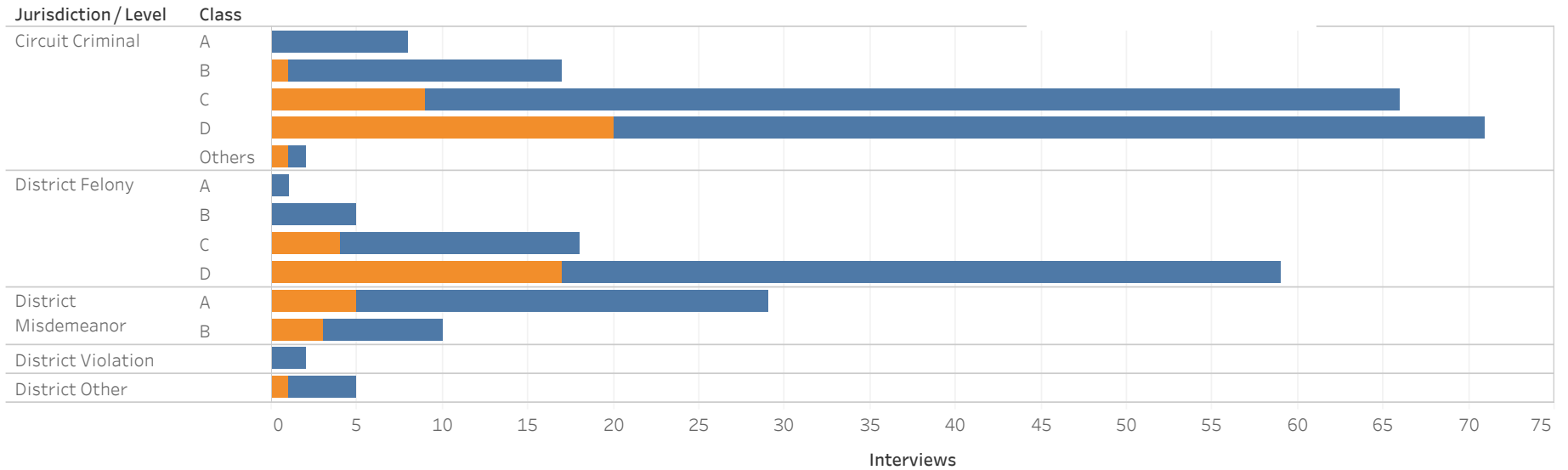
* Counts reflect distinct pretrial interviews within a given jurisdiction (Circuit or District Court). Time in custody is evaluated separately for District and Circuit cases.

* A single Interview may involve more than one case, and a single defendant may have multiple interviews during a given period of time.



**ADMINISTRATIVE OFFICE OF THE COURTS
Research and Statistics
Defendants in Custody May 11, 2022
ROWAN COUNTY**

Current Holder
■ No Holder
■ Has Holder



Jurisdiction/Level	Class	No Holder	Probation	Non-Payment Fines/ Restitution	State Inmate	Parole	Other	Contempt	Grand Total
Circuit Criminal	A	8							8
	B	16		1					17
	C	57	3		2	2	2		66
	D	51	5	8	2	1	3	1	71
	Others	1	1						2
District Felony	A	1							1
	B	5							5
	C	14		3			1		18
	D	42	8	6		2		1	59
	Others	0	0	0	0	0	0	0	0
District Misdemeanor	A	24	3		2				29
	B	7		2		1			10
District Other	A	4	1						5
District Violation	A	2							2
Grand Total		191	19	17	6	5	5	2	245

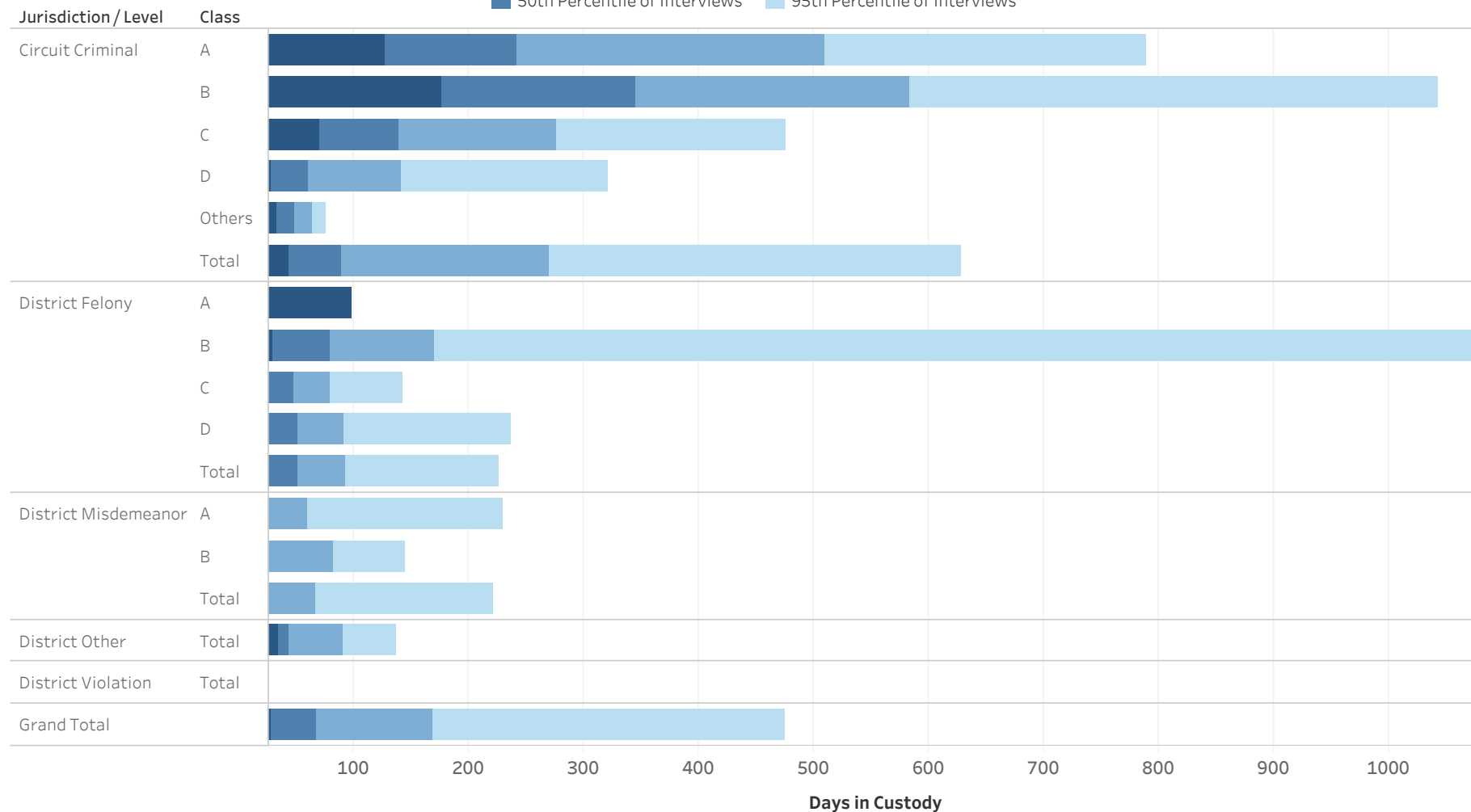
Statistical Analysis Considerations

- * Data provided from the Pretrial Information Management System.
- * Counts reflect distinct pretrial interviews within a given jurisdiction (Circuit or District Court). Time in custody is evaluated separately for District and Circuit cases.
- * A single Interview may involve more than one case, and a single defendant may have multiple interviews during a given period of time.



ADMINISTRATIVE OFFICE OF THE COURTS
Research and Statistics
Defendants in Custody May 11, 2022
Time in Custody (Days)
ROWAN COUNTY

■ 25th Percentile of Interviews ■ 75th Percentile of Interviews
■ 50th Percentile of Interviews ■ 95th Percentile of Interviews



Statistical Analysis Considerations

- * Data provided from the Pretrial Information Management System.
- * Counts reflect distinct pretrial interviews within a given jurisdiction (Circuit or District Court). Time in custody is evaluated separately for District and Circuit cases.
- * A single Interview may involve more than one case, and a single defendant may have multiple interviews during a given period of time.



**ADMINISTRATIVE OFFICE OF THE COURTS
 Research and Statistics
 Defendants in Custody May 11, 2022
 Time in Custody (Days)
 ROWAN COUNTY**

Percentile of the Time in Custody (Days)

Jurisdiction / Level	Class	# of Interviews	25% Percentile of Interviews	50th Percentile of Interviews	75th Percentile of Interviews	95th Percentile of Interviews
Circuit Criminal	A	8	127	241	510	789
	B	17	176	345	583	1,042
	C	66	70	140	276	476
	D	71	29	60	141	322
	Others	2	33	49	64	76
	Total		164	44	89	270
District Felony	A	1	98	98	98	98
	B	5	29	79	170	1,598
	C	18	23	47	80	142
	D	59	19	51	92	237
	Total		83	20	51	92
District Misdemeanor	A	29	13	24	59	229
	B	10	12	15	82	144
	Total		39	12	18	66
District Other	Total	5	34	44	90	136
District Violation	Total	2	5	8	12	14
Grand Total		245	28	67	169	474

* Data provided from the Pretrial Information Management System.

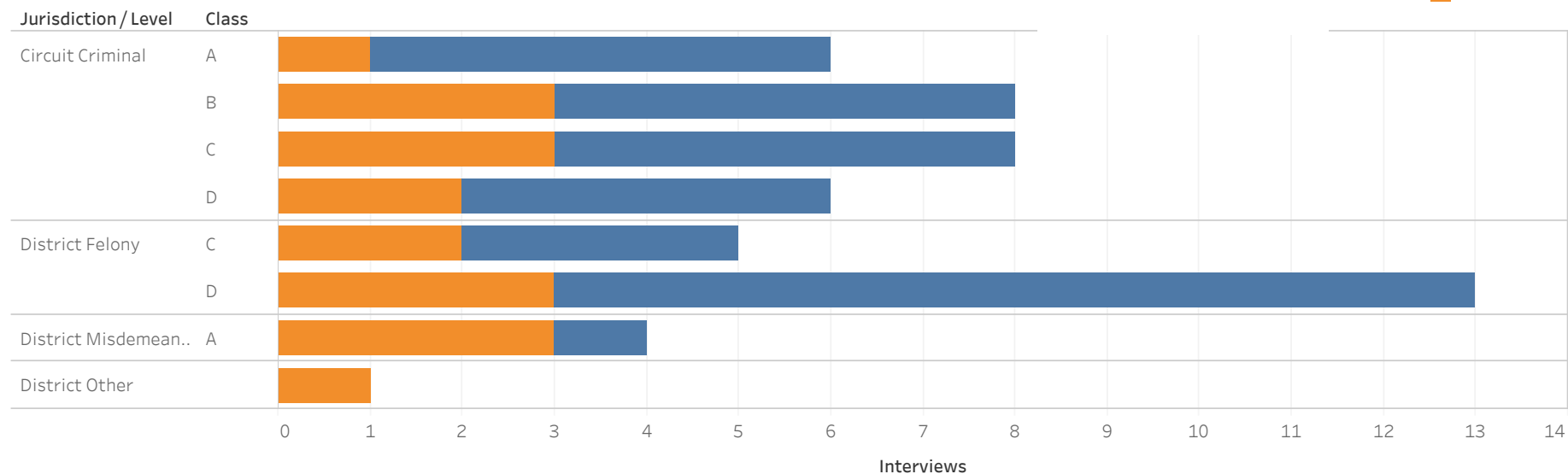
* Counts reflect distinct pretrial interviews within a given jurisdiction (Circuit or District Court). Time in custody is evaluated separately for District and Circuit cases.

* A single Interview may involve more than one case, and a single defendant may have multiple interviews during a given period of time.



**ADMINISTRATIVE OFFICE OF THE COURTS
Research and Statistics
Defendants in Custody May 11, 2022
RUSSELL COUNTY**

Current Holder
■ No Holder
■ Has Holder



Jurisdiction / Level	Class	No Holder	State Inmate	Non-Payment Fines / Restitution	Probation	Other	Grand Total
Circuit Criminal	A	5		1			6
	B	5	2	1			8
	C	5	1	1		1	8
	D	4	2				6
District Felony	C	3		2			5
	D	10		1	2		13
District Misdemeanor	A	1	2	1			4
District Other			1				1
Grand Total		26	8	5	2	1	42

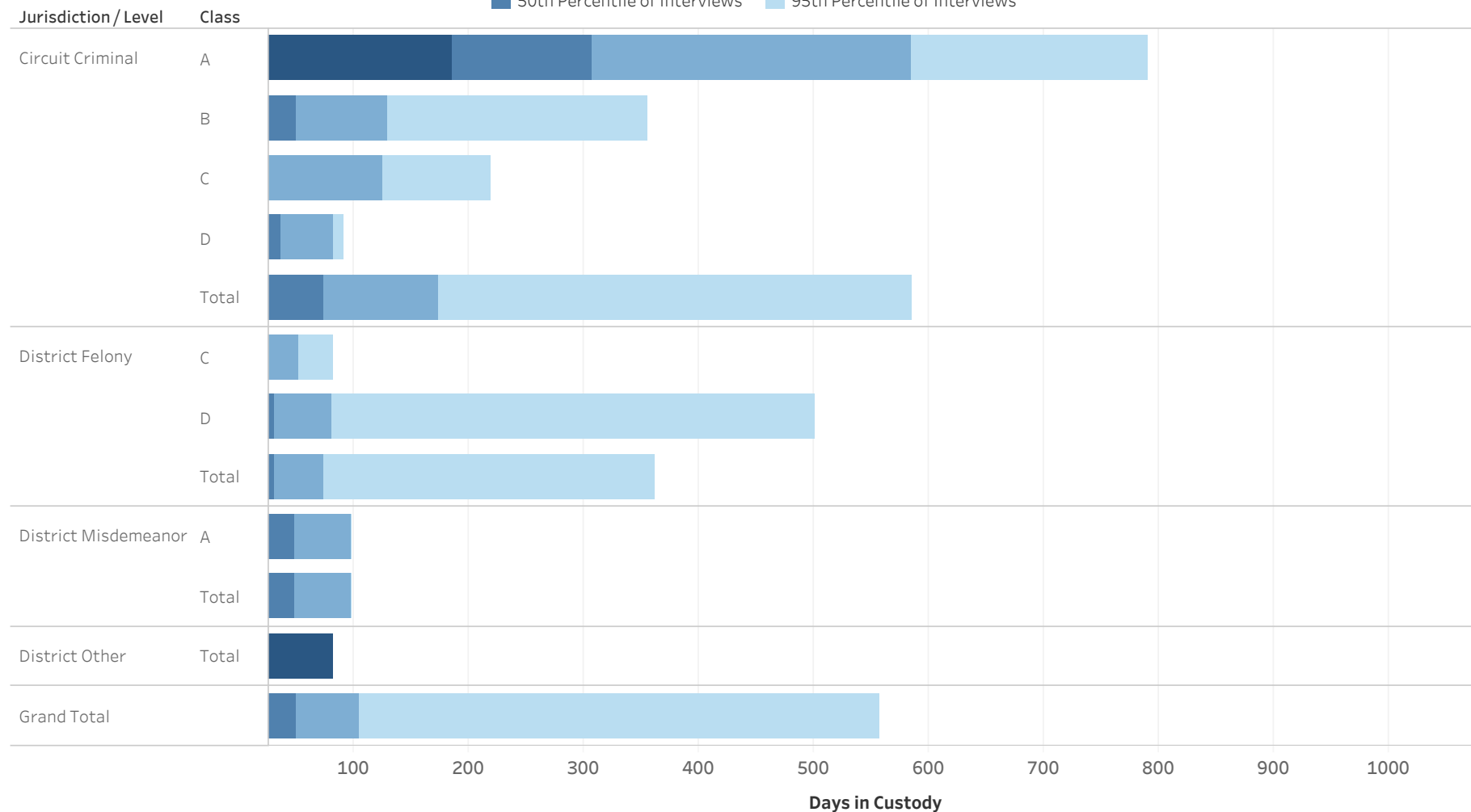
Statistical Analysis Considerations

- * Data provided from the Pretrial Information Management System.
- * Counts reflect distinct pretrial interviews within a given jurisdiction (Circuit or District Court). Time in custody is evaluated separately for District and Circuit cases.
- * A single Interview may involve more than one case, and a single defendant may have multiple interviews during a given period of time.



ADMINISTRATIVE OFFICE OF THE COURTS
Research and Statistics
Defendants in Custody May 11, 2022
Time in Custody (Days)
RUSSELL COUNTY

■ 25th Percentile of Interviews ■ 75th Percentile of Interviews
■ 50th Percentile of Interviews ■ 95th Percentile of Interviews



Statistical Analysis Considerations

- * Data provided from the Pretrial Information Management System.
- * Counts reflect distinct pretrial interviews within a given jurisdiction (Circuit or District Court). Time in custody is evaluated separately for District and Circuit cases.
- * A single Interview may involve more than one case, and a single defendant may have multiple interviews during a given period of time.



ADMINISTRATIVE OFFICE OF THE COURTS
Research and Statistics
Defendants in Custody May 11, 2022
Time in Custody (Days)
RUSSELL COUNTY

Percentile of the Time in Custody (Days)

Jurisdiction/ Level	Class	# of Interviews	25% Percentile of Interviews	50th Percentile of Interviews	75th Percentile of Interviews	95th Percentile of Interviews
Circuit Criminal	A	6	185.5	307.0	584.5	790.5
	B	8	14.0	50.0	129.5	355.8
	C	8	9.0	14.5	124.3	218.6
	D	6	10.8	36.0	81.5	90.8
	Total	28	12.8	73.0	173.0	585.8
District Felony	C	5	9.0	21.0	52.0	81.6
	D	13	23.0	31.0	81.0	501.2
	Total	18	21.0	31.0	73.8	361.7
District Misdemeanor	A	4	1.8	49.0	96.8	98.6
	Total	4	1.8	49.0	96.8	98.6
District Other	Total	1	82.0	82.0	82.0	82.0
Grand Total		42	11.5	50.0	104.5	556.5

* Data provided from the Pretrial Information Management System.

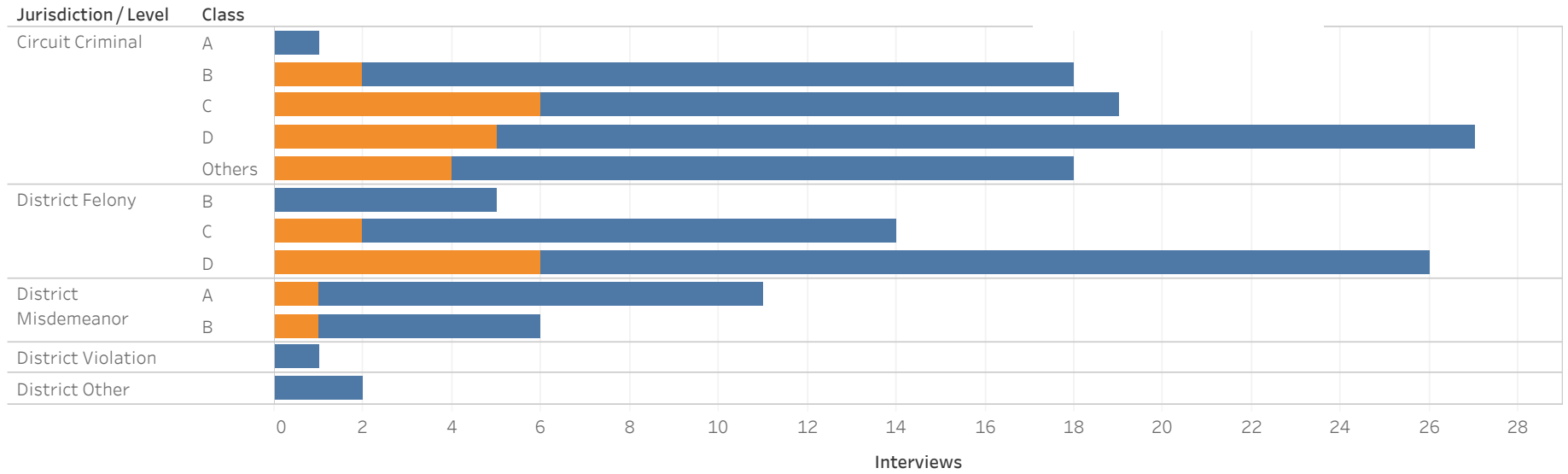
* Counts reflect distinct pretrial interviews within a given jurisdiction (Circuit or District Court). Time in custody is evaluated separately for District and Circuit cases.

* A single Interview may involve more than one case, and a single defendant may have multiple interviews during a given period of time.



ADMINISTRATIVE OFFICE OF THE COURTS
Research and Statistics
Defendants in Custody May 11, 2022
SCOTT COUNTY

Current Holder
■ No Holder
■ Has Holder



Jurisdiction / Level	Class	No Holder	Non-Payment Fines / Restitution	Parole	State Inmate	Probation	Other	County Inmate	Contempt	Grand Total
Circuit Criminal	A	1								1
	B	16						1	1	18
	C	13	3		1	1	1			19
	D	22	1	2	1	1				27
	Others	14	4							18
District Felony	B	5								5
	C	12					1	1		14
	D	20	4	2						26
District Misdemeanor	A	10				1				11
	B	5							1	6
District Other		2								2
District Violation		1								1
Grand Total		99	8	3	2	2	2	1	1	118

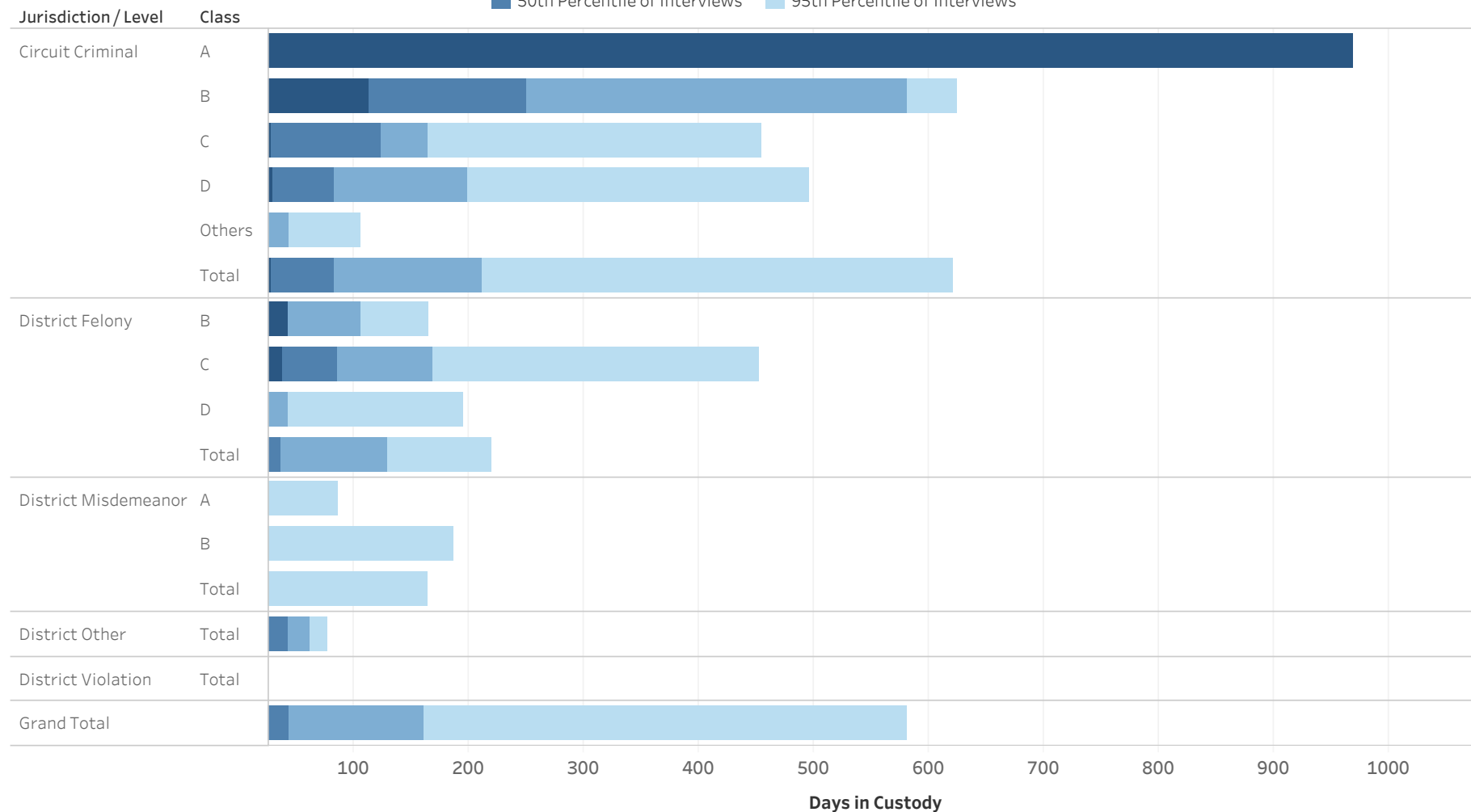
Statistical Analysis Considerations

- * Data provided from the Pretrial Information Management System.
- * Counts reflect distinct pretrial interviews within a given jurisdiction (Circuit or District Court). Time in custody is evaluated separately for District and Circuit cases.
- * A single Interview may involve more than one case, and a single defendant may have multiple interviews during a given period of time.



ADMINISTRATIVE OFFICE OF THE COURTS
Research and Statistics
Defendants in Custody May 11, 2022
Time in Custody (Days)
SCOTT COUNTY

■ 25th Percentile of Interviews ■ 75th Percentile of Interviews
■ 50th Percentile of Interviews ■ 95th Percentile of Interviews



Statistical Analysis Considerations

- * Data provided from the Pretrial Information Management System.
- * Counts reflect distinct pretrial interviews within a given jurisdiction (Circuit or District Court). Time in custody is evaluated separately for District and Circuit cases.
- * A single Interview may involve more than one case, and a single defendant may have multiple interviews during a given period of time.



ADMINISTRATIVE OFFICE OF THE COURTS
Research and Statistics
Defendants in Custody May 11, 2022
Time in Custody (Days)
SCOTT COUNTY

Percentile of the Time in Custody (Days)

Jurisdiction / Level	Class	# of Interviews	25% Percentile of Interviews	50th Percentile of Interviews	75th Percentile of Interviews	95th Percentile of Interviews
Circuit Criminal	A	1	968.0	968.0	968.0	968.0
	B	18	112.3	250.0	580.0	624.0
	C	19	28.0	124.0	164.0	454.5
	D	27	29.5	83.0	198.5	496.2
	Others	18	8.3	23.5	43.5	105.8
	Total	83	28.0	83.0	211.0	620.7
District Felony	B	5	43.0	43.0	106.0	165.2
	C	14	38.0	85.0	168.3	451.8
	D	26	7.3	16.0	42.5	194.5
	Total	45	12.0	36.0	130.0	219.4
District Misdemeanor	A	11	6.5	9.0	16.0	87.0
	B	6	1.0	1.5	3.5	186.3
	Total	17	1.0	8.0	13.0	163.8
District Other	Total	2	23.3	42.5	61.8	77.2
District Violation	Total	1	1.0	1.0	1.0	1.0
Grand Total		118	13.0	43.5	160.3	580.0

* Data provided from the Pretrial Information Management System.

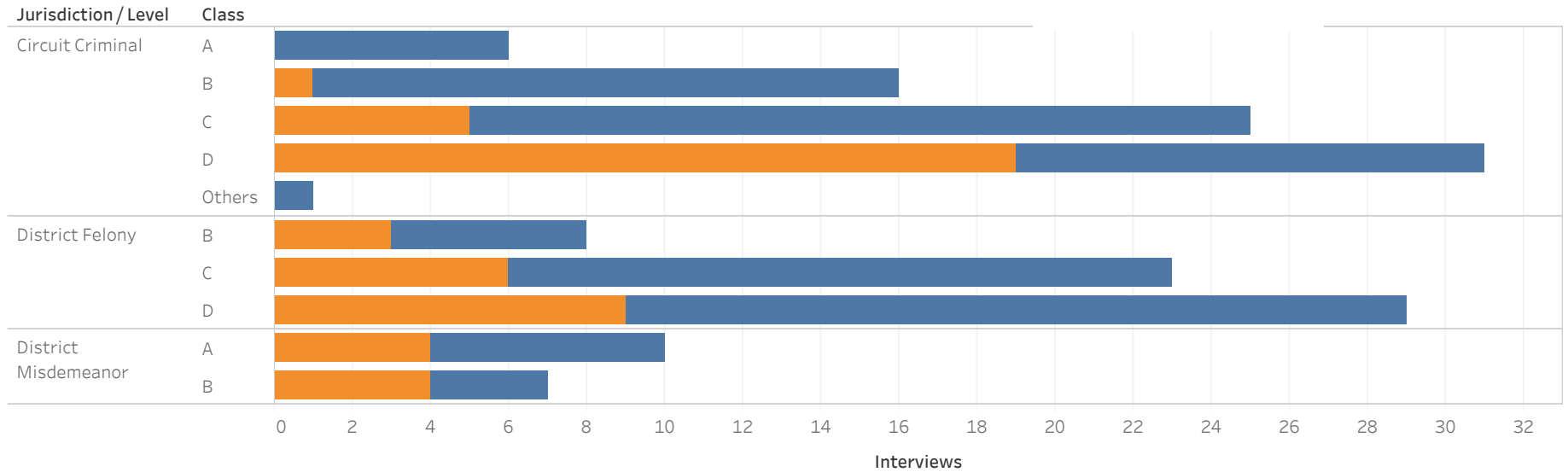
* Counts reflect distinct pretrial interviews within a given jurisdiction (Circuit or District Court). Time in custody is evaluated separately for District and Circuit cases.

* A single Interview may involve more than one case, and a single defendant may have multiple interviews during a given period of time.



**ADMINISTRATIVE OFFICE OF THE COURTS
Research and Statistics
Defendants in Custody May 11, 2022
SHELBY COUNTY**

Current Holder
■ No Holder
■ Has Holder



Jurisdiction/Level	Class	No Holder	Probation	Contempt	Non-Payment Fines/ Restitution	State Inmate	Parole	Other	Federal Inmate	Grand Total
Circuit Criminal	A	6								6
	B	15				1				16
	C	20	5							25
	D	12	11	6	1				1	31
	Others	1								1
District Felony	B	5	1		1	1				8
	C	17	5				1			23
	D	20	5	2	1			1		29
District Misdemeanor	A	6	1	1	1	1				10
	B	3	2	1			1			7
Grand Total		94	25	7	4	2	2	1	1	136

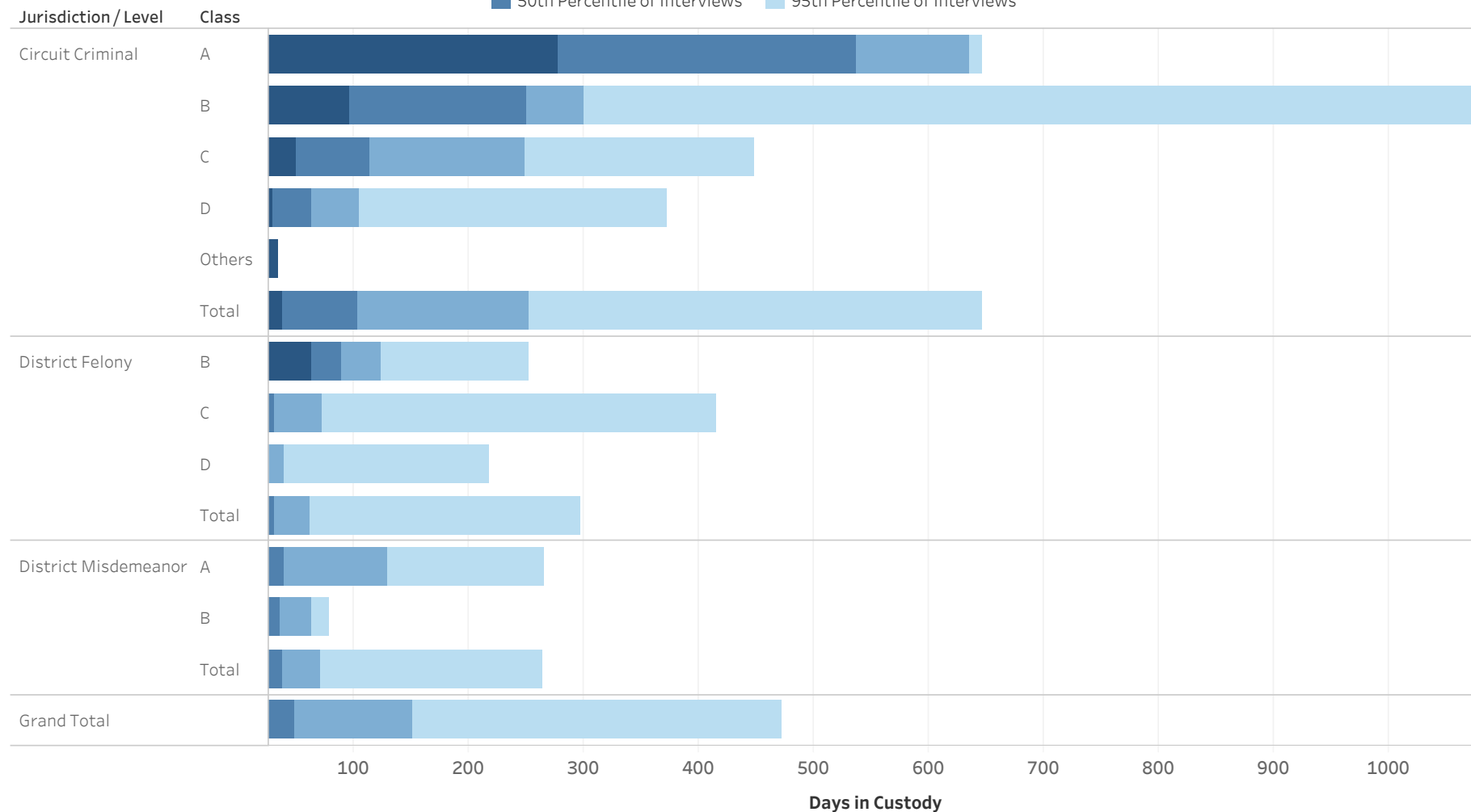
Statistical Analysis Considerations

- * Data provided from the Pretrial Information Management System.
- * Counts reflect distinct pretrial interviews within a given jurisdiction (Circuit or District Court). Time in custody is evaluated separately for District and Circuit cases.
- * A single Interview may involve more than one case, and a single defendant may have multiple interviews during a given period of time.



ADMINISTRATIVE OFFICE OF THE COURTS
Research and Statistics
Defendants in Custody May 11, 2022
Time in Custody (Days)
SHELBY COUNTY

■ 25th Percentile of Interviews ■ 75th Percentile of Interviews
■ 50th Percentile of Interviews ■ 95th Percentile of Interviews



Statistical Analysis Considerations

- * Data provided from the Pretrial Information Management System.
- * Counts reflect distinct pretrial interviews within a given jurisdiction (Circuit or District Court). Time in custody is evaluated separately for District and Circuit cases.
- * A single Interview may involve more than one case, and a single defendant may have multiple interviews during a given period of time.



ADMINISTRATIVE OFFICE OF THE COURTS
Research and Statistics
Defendants in Custody May 11, 2022
Time in Custody (Days)
SHELBY COUNTY

Percentile of the Time in Custody (Days)

Jurisdiction / Level	Class	# of Interviews	25% Percentile of Interviews	50th Percentile of Interviews	75th Percentile of Interviews	95th Percentile of Interviews
Circuit Criminal	A	6	277	536	635	646
	B	16	96	250	300	1,083
	C	25	50	114	248	448
	D	31	30	63	105	372
	Others	1	34	34	34	34
	Total		79	38	103	253
District Felony	B	8	63	89	123	252
	C	23	8	31	73	415
	D	29	10	22	39	218
	Total		60	10	31	62
District Misdemeanor	A	10	9	39	130	265
	B	7	24	35	63	78
	Total		17	13	38	71
Grand Total		136	23	49	150	472

* Data provided from the Pretrial Information Management System.

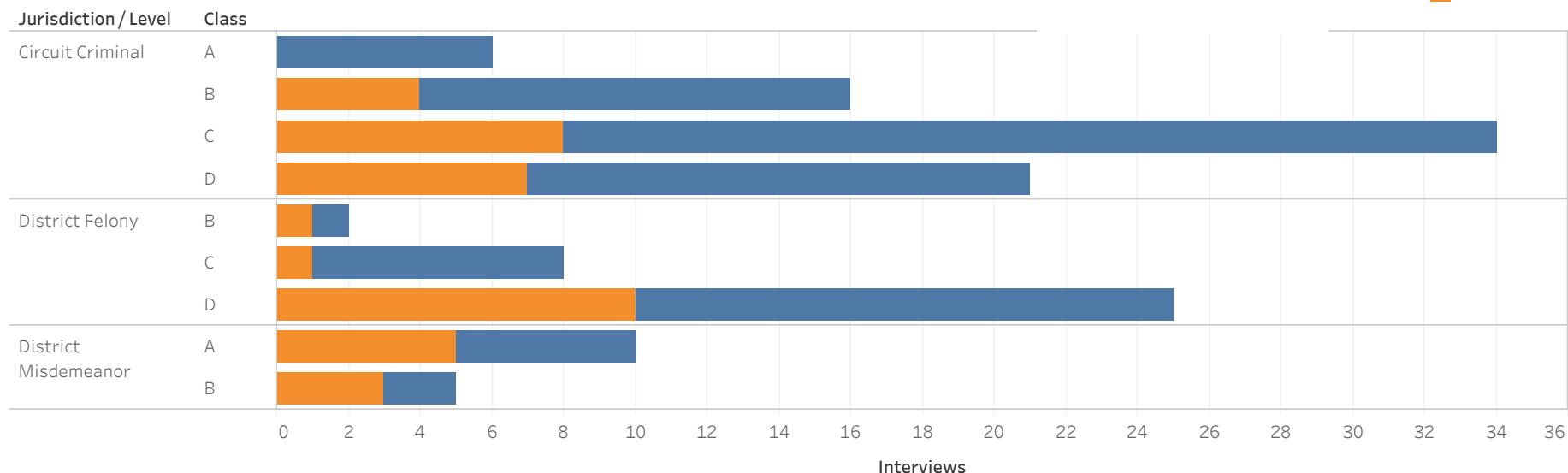
* Counts reflect distinct pretrial interviews within a given jurisdiction (Circuit or District Court). Time in custody is evaluated separately for District and Circuit cases.

* A single Interview may involve more than one case, and a single defendant may have multiple interviews during a given period of time.



**ADMINISTRATIVE OFFICE OF THE COURTS
Research and Statistics
Defendants in Custody May 11, 2022
SIMPSON COUNTY**

Current Holder
■ No Holder
■ Has Holder



Jurisdiction/Level	Class	No Holder	State Inmate	Probation	Other	Parole	Non-Payment Fines/ Restitution	Contempt	Grand Total
Circuit Criminal	A	6	0	0	0	0	0	0	6
	B	12	1	1	1	0	1	0	16
	C	26	2	1	3	2	0	0	34
	D	14	2	1	2	1	0	1	21
District Felony	B	1	1	0	0	0	0	0	2
	C	7	0	1	0	0	0	0	8
	D	15	4	3	1	0	1	1	25
District Misdemeanor	A	5	2	2	1	0	0	0	10
	B	2	2	0	0	0	1	0	5
Grand Total		80	12	8	8	3	3	1	115

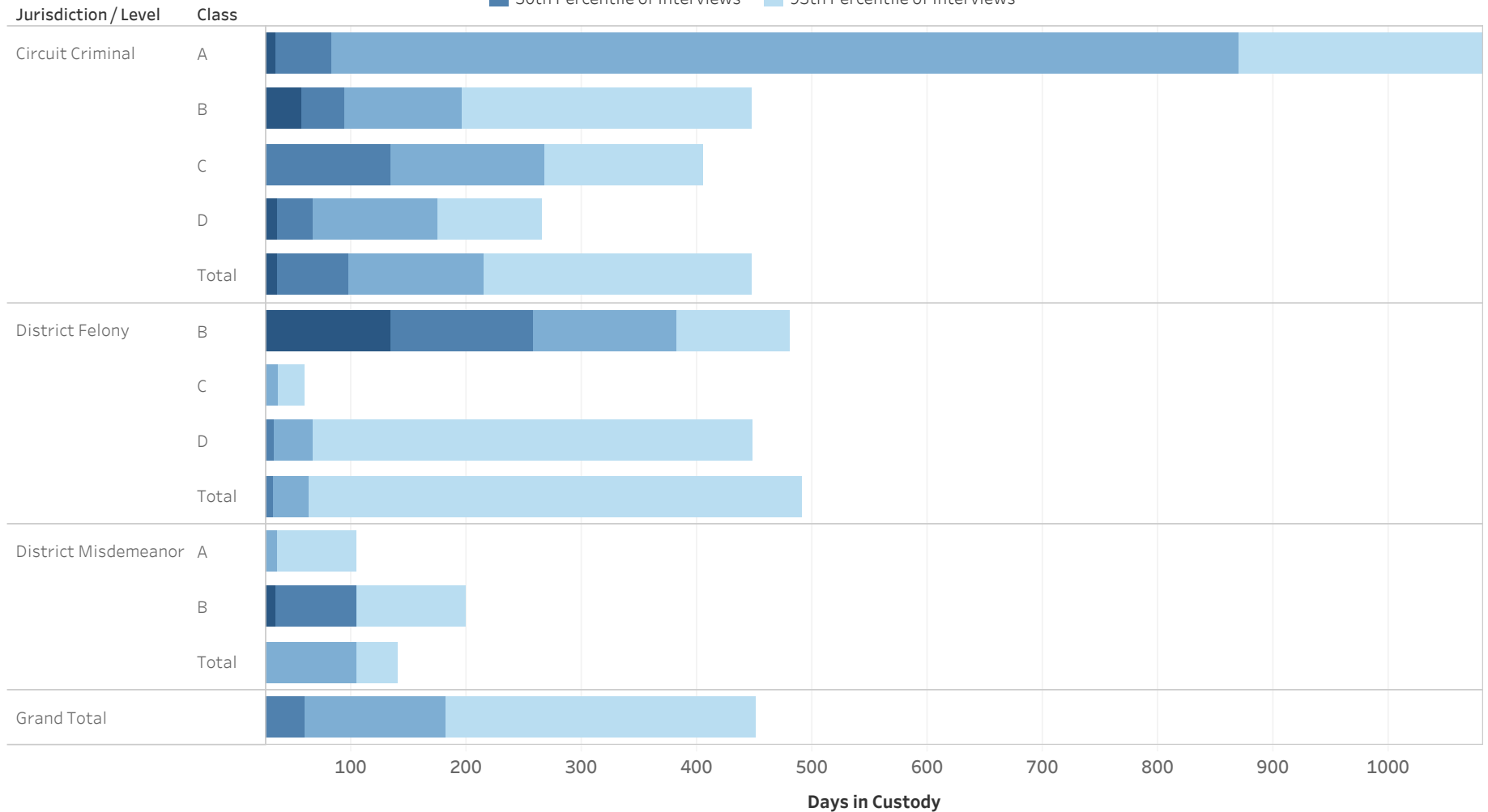
Statistical Analysis Considerations

- * Data provided from the Pretrial Information Management System.
- * Counts reflect distinct pretrial interviews within a given jurisdiction (Circuit or District Court). Time in custody is evaluated separately for District and Circuit cases.
- * A single Interview may involve more than one case, and a single defendant may have multiple interviews during a given period of time.



ADMINISTRATIVE OFFICE OF THE COURTS
Research and Statistics
Defendants in Custody May 11, 2022
Time in Custody (Days)
SIMPSON COUNTY

■ 25th Percentile of Interviews ■ 75th Percentile of Interviews
■ 50th Percentile of Interviews ■ 95th Percentile of Interviews



Statistical Analysis Considerations

- * Data provided from the Pretrial Information Management System.
- * Counts reflect distinct pretrial interviews within a given jurisdiction (Circuit or District Court). Time in custody is evaluated separately for District and Circuit cases.
- * A single Interview may involve more than one case, and a single defendant may have multiple interviews during a given period of time.



ADMINISTRATIVE OFFICE OF THE COURTS
Research and Statistics
Defendants in Custody May 11, 2022
Time in Custody (Days)
SIMPSON COUNTY

Percentile of the Time in Custody (Days)

Jurisdiction / Level	Class	# of Interviews	25% Percentile of Interviews	50th Percentile of Interviews	75th Percentile of Interviews	95th Percentile of Interviews
Circuit Criminal	A	6	34	83	869	1,278
	B	16	56	94	196	447
	C	34	25	135	267	405
	D	21	35	66	175	265
	Total	77	35	97	215	447
District Felony	B	2	134	258	381	480
	C	8	7	22	36	59
	D	25	22	33	66	449
	Total	35	14	32	63	491
District Misdemeanor	A	10	6	10	35	105
	B	5	34	105	105	199
	Total	15	6	21	105	140
Grand Total		115	23	59	182	451

* Data provided from the Pretrial Information Management System.

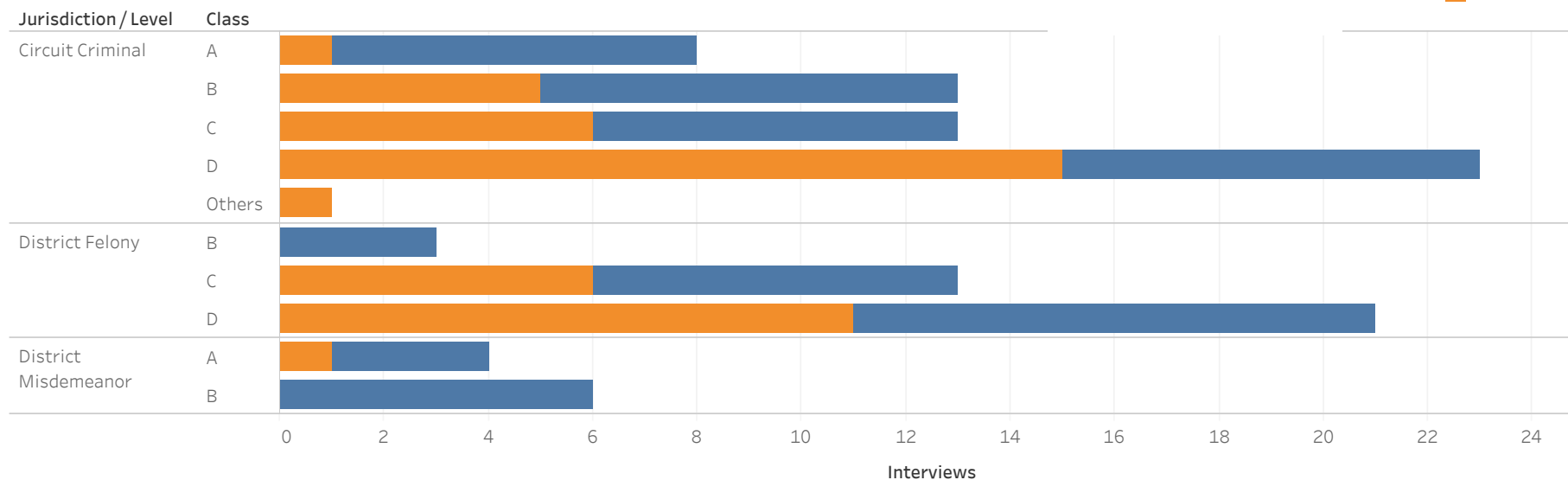
* Counts reflect distinct pretrial interviews within a given jurisdiction (Circuit or District Court). Time in custody is evaluated separately for District and Circuit cases.

* A single Interview may involve more than one case, and a single defendant may have multiple interviews during a given period of time.



ADMINISTRATIVE OFFICE OF THE COURTS Research and Statistics Defendants in Custody May 11, 2022 TAYLOR COUNTY

Current Holder
■ No Holder
■ Has Holder



Jurisdiction / Level	Class	No Holder	Probation	Non-Payment Fines/ Restitution	State Inmate	Parole	Other	Contempt	County Inmate	Grand Total
Circuit Criminal	A	7			1					8
	B	8	1	2	1	1				13
	C	7	1	1	3	1				13
	D	8	3	3	1	1	4	2	1	23
	Others			1						1
District Felony	B	3								3
	C	7	1	2	2			1		13
	D	10	3	1	1	3	2		1	21
District Misdemeanor	A	3				1				4
	B	6								6
Grand Total		52	9	9	8	6	6	3	1	94

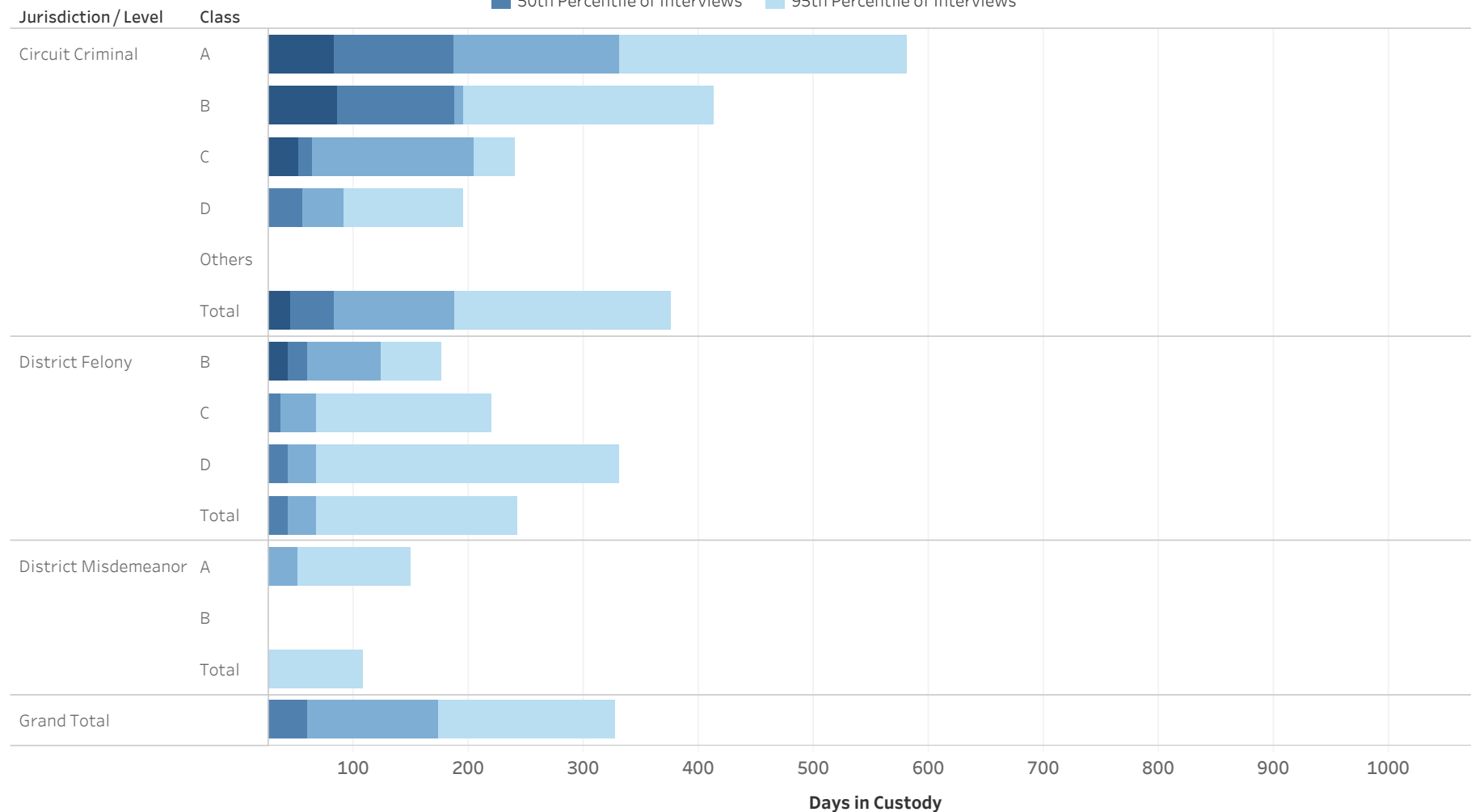
Statistical Analysis Considerations

- * Data provided from the Pretrial Information Management System.
- * Counts reflect distinct pretrial interviews within a given jurisdiction (Circuit or District Court). Time in custody is evaluated separately for District and Circuit cases.
- * A single Interview may involve more than one case, and a single defendant may have multiple interviews during a given period of time.



ADMINISTRATIVE OFFICE OF THE COURTS
Research and Statistics
Defendants in Custody May 11, 2022
Time in Custody (Days)
TAYLOR COUNTY

■ 25th Percentile of Interviews ■ 75th Percentile of Interviews
■ 50th Percentile of Interviews ■ 95th Percentile of Interviews



Statistical Analysis Considerations

- * Data provided from the Pretrial Information Management System.
- * Counts reflect distinct pretrial interviews within a given jurisdiction (Circuit or District Court). Time in custody is evaluated separately for District and Circuit cases.
- * A single Interview may involve more than one case, and a single defendant may have multiple interviews during a given period of time.



ADMINISTRATIVE OFFICE OF THE COURTS
Research and Statistics
Defendants in Custody May 11, 2022
Time in Custody (Days)
TAYLOR COUNTY

Percentile of the Time in Custody (Days)

Jurisdiction / Level	Class	# of Interviews	25th Percentile of Interviews	50th Percentile of Interviews	75th Percentile of Interviews	95th Percentile of Interviews
Circuit Criminal	A	8	83.0	187.0	330.5	580.3
	B	13	85.0	188.0	195.0	413.2
	C	13	52.0	64.0	204.0	239.6
	D	23	23.0	56.0	91.5	195.1
	Others	1	2.0	2.0	2.0	2.0
	Total		58	45.3	83.0	188.0
District Felony	B	3	42.5	59.0	124.0	176.0
	C	13	13.0	37.0	68.0	219.8
	D	21	18.0	42.0	68.0	331.0
	Total	37	16.0	42.0	68.0	243.0
District Misdemeanor	A	4	5.8	8.0	51.0	149.4
	B	6	3.3	9.5	22.5	26.0
	Total	10	5.3	8.5	22.5	107.4
Grand Total		94	18.0	59.0	174.0	326.6

* Data provided from the Pretrial Information Management System.

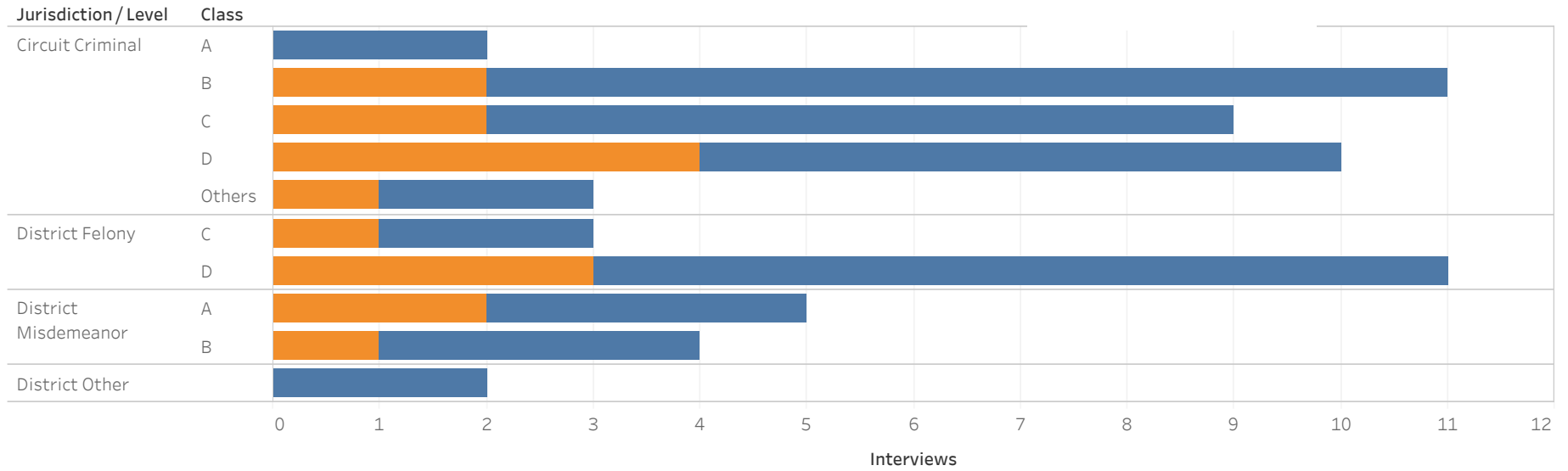
* Counts reflect distinct pretrial interviews within a given jurisdiction (Circuit or District Court). Time in custody is evaluated separately for District and Circuit cases.

* A single Interview may involve more than one case, and a single defendant may have multiple interviews during a given period of time.



**ADMINISTRATIVE OFFICE OF THE COURTS
Research and Statistics
Defendants in Custody May 11, 2022
TODD COUNTY**

Current Holder
■ No Holder
■ Has Holder



Jurisdiction / Level	Class	No Holder	State Inmate	Parole	Probation	Non-Payment Fines / Restitution	Grand Total
Circuit Criminal	A	2					2
	B	9	2				11
	C	7	1			1	9
	D	6		3	1		10
	Others	2		1			3
District Felony	C	2		1			3
	D	8		1	2		11
District Misdemeanor	A	3	1		1		5
	B	3	1				4
District Other		2					2
Grand Total		43	5	5	4	1	58

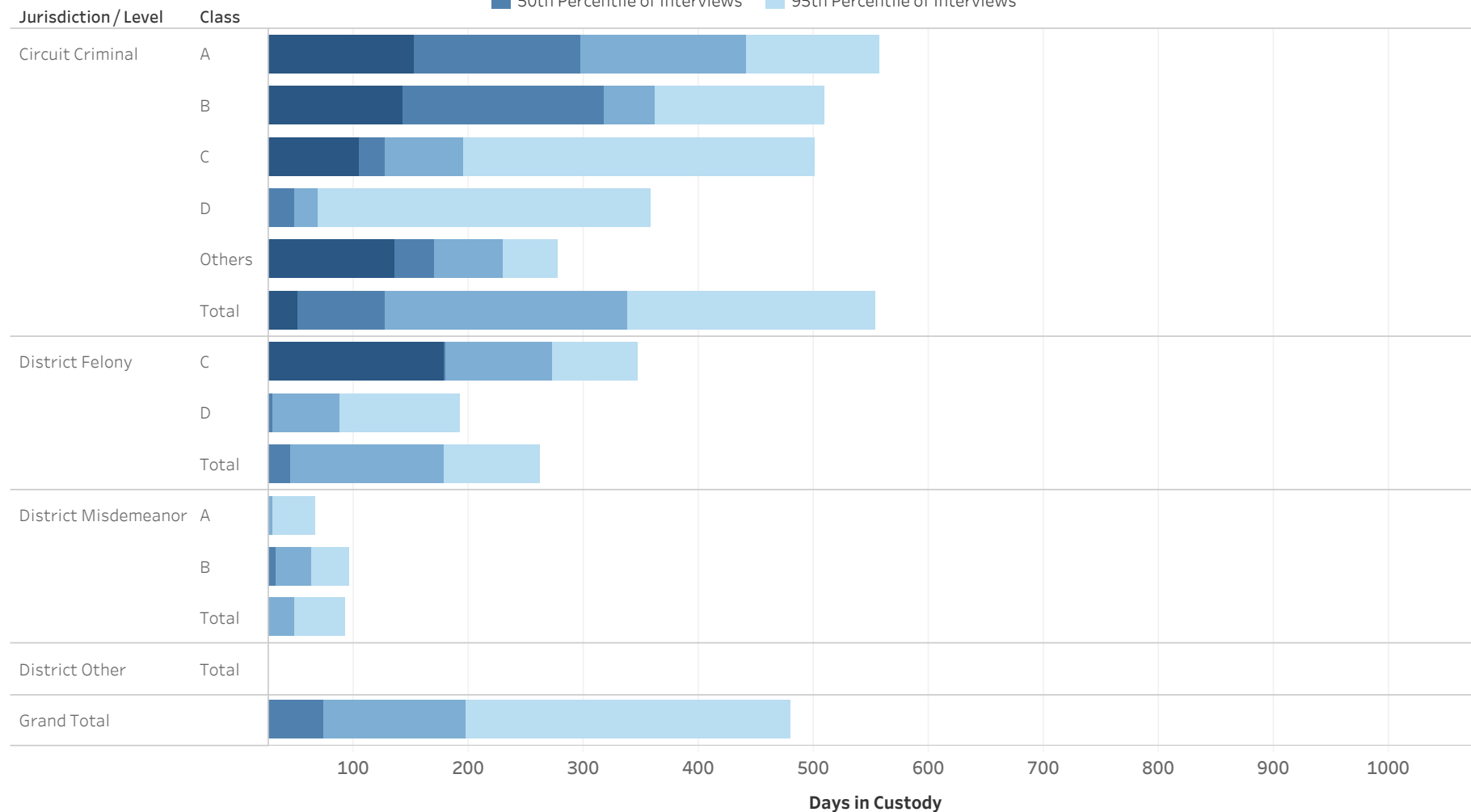
Statistical Analysis Considerations

- * Data provided from the Pretrial Information Management System.
- * Counts reflect distinct pretrial interviews within a given jurisdiction (Circuit or District Court). Time in custody is evaluated separately for District and Circuit cases.
- * A single Interview may involve more than one case, and a single defendant may have multiple interviews during a given period of time.



ADMINISTRATIVE OFFICE OF THE COURTS
Research and Statistics
Defendants in Custody May 11, 2022
Time in Custody (Days)
TODD COUNTY

■ 25th Percentile of Interviews ■ 75th Percentile of Interviews
■ 50th Percentile of Interviews ■ 95th Percentile of Interviews



Statistical Analysis Considerations

- * Data provided from the Pretrial Information Management System.
- * Counts reflect distinct pretrial interviews within a given jurisdiction (Circuit or District Court). Time in custody is evaluated separately for District and Circuit cases.
- * A single Interview may involve more than one case, and a single defendant may have multiple interviews during a given period of time.



ADMINISTRATIVE OFFICE OF THE COURTS
Research and Statistics
Defendants in Custody May 11, 2022
Time in Custody (Days)
TODD COUNTY

Percentile of the Time in Custody (Days)

Jurisdiction/ Level	Class	# of Interviews	25% Percentile of Interviews	50th Percentile of Interviews	75th Percentile of Interviews	95th Percentile of Interviews
Circuit Criminal	A	2	152.5	297.0	441.5	557.1
	B	11	142.5	318.0	361.0	508.5
	C	9	105.0	127.0	195.0	500.6
	D	10	15.8	49.0	68.5	358.5
	Others	3	135.0	170.0	229.5	277.1
	Total	35	50.5	127.0	337.5	553.6
District Felony	C	3	178.5	179.0	272.5	347.3
	D	11	13.5	30.0	88.0	193.0
	Total	14	18.8	44.5	178.8	262.0
District Misdemeanor	A	5	10.0	23.0	30.0	66.0
	B	4	11.5	31.5	62.3	96.5
	Total	9	10.0	23.0	48.0	93.0
District Other	Total	2	7.8	8.5	9.3	9.9
Grand Total		58	16.5	74.0	197.8	479.3

* Data provided from the Pretrial Information Management System.

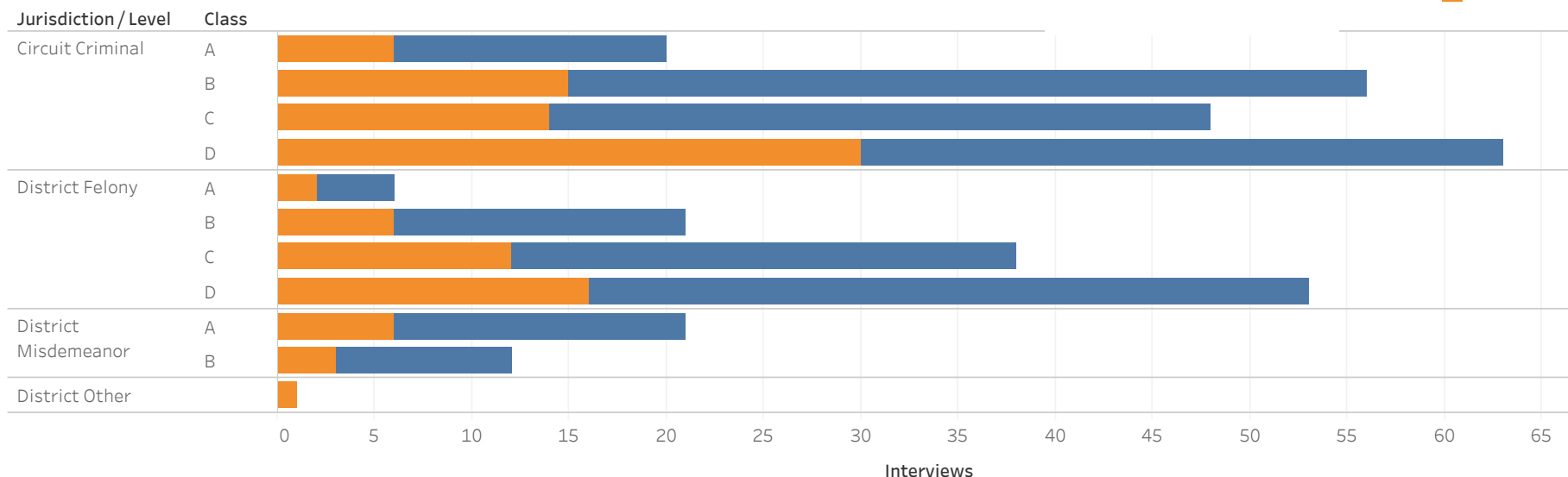
* Counts reflect distinct pretrial interviews within a given jurisdiction (Circuit or District Court). Time in custody is evaluated separately for District and Circuit cases.

* A single Interview may involve more than one case, and a single defendant may have multiple interviews during a given period of time.



ADMINISTRATIVE OFFICE OF THE COURTS Research and Statistics Defendants in Custody May 11, 2022 WARREN COUNTY

Current Holder
■ No Holder
■ Has Holder



Jurisdiction / Level	Class	No Holder	Probation	State Inmate	Parole	Non-Payment Fines / Restitution	Other	Federal Inmate	Contempt	County Inmate	Grand Total
Circuit Criminal	A	14	2	1		1	1	1			20
	B	41	1	3	5	4	2				56
	C	34	3	2	2	2	1	2	2		48
	D	33	10	1	4	2	6	3	3	1	63
District Felony	A	4		1				1			6
	B	15	1		2	2	1				21
	C	26	2	2	3			5			38
	D	37	4	3	1	3	1		4		53
District Misdemeanor	A	15	2	1		1	1			1	21
	B	9	1			1			1		12
District Other						1					1
Grand Total		207	21	14	14	12	10	10	9	1	298

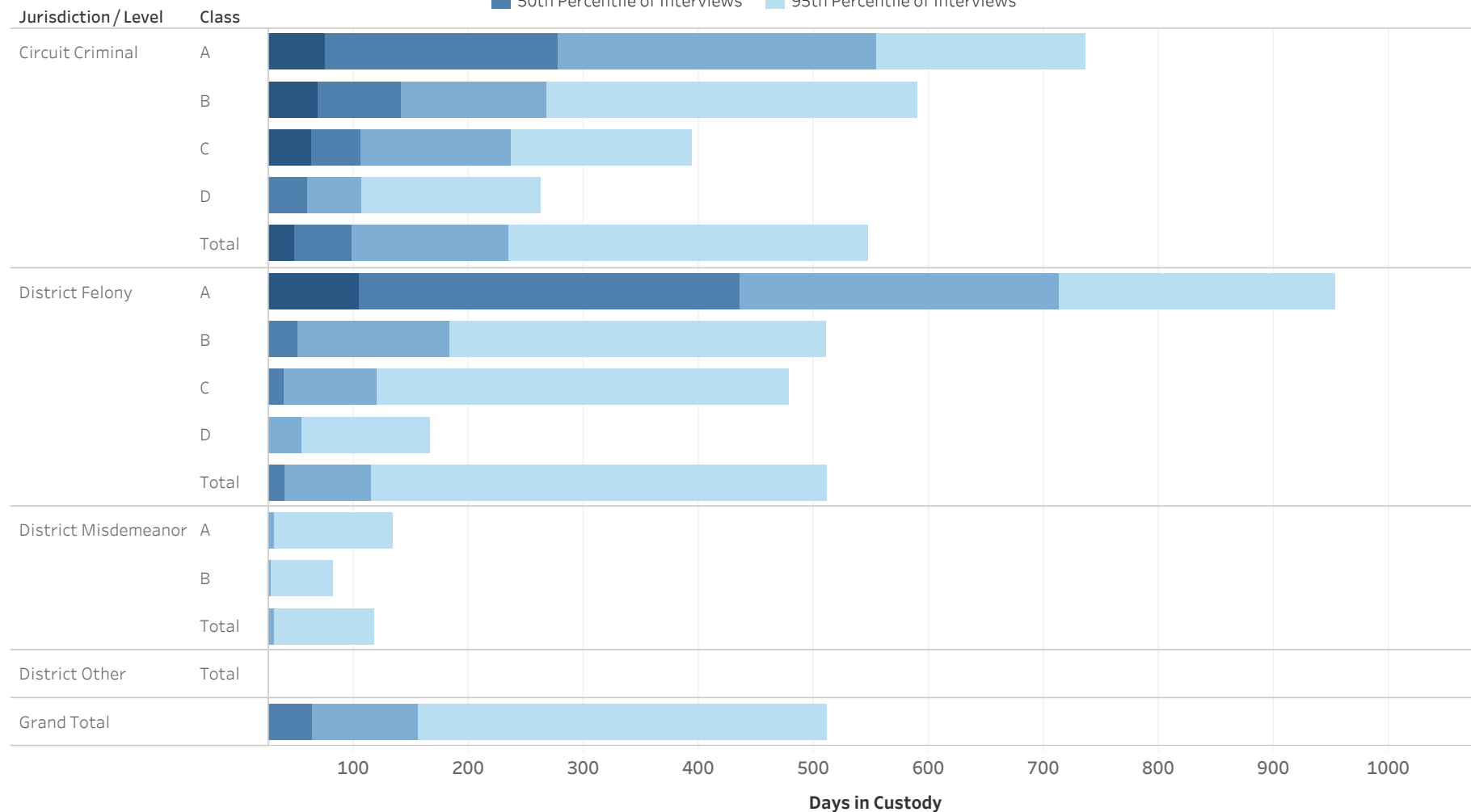
Statistical Analysis Considerations

- * Data provided from the Pretrial Information Management System.
- * Counts reflect distinct pretrial interviews within a given jurisdiction (Circuit or District Court). Time in custody is evaluated separately for District and Circuit cases.
- * A single Interview may involve more than one case, and a single defendant may have multiple interviews during a given period of time.



ADMINISTRATIVE OFFICE OF THE COURTS
Research and Statistics
Defendants in Custody May 11, 2022
Time in Custody (Days)
WARREN COUNTY

■ 25th Percentile of Interviews ■ 75th Percentile of Interviews
■ 50th Percentile of Interviews ■ 95th Percentile of Interviews



Statistical Analysis Considerations

- * Data provided from the Pretrial Information Management System.
- * Counts reflect distinct pretrial interviews within a given jurisdiction (Circuit or District Court). Time in custody is evaluated separately for District and Circuit cases.
- * A single Interview may involve more than one case, and a single defendant may have multiple interviews during a given period of time.



ADMINISTRATIVE OFFICE OF THE COURTS
Research and Statistics
Defendants in Custody May 11, 2022
Time in Custody (Days)
WARREN COUNTY

Percentile of the Time in Custody (Days)

Jurisdiction / Level	Class	# of Interviews	25% Percentile of Interviews	50th Percentile of Interviews	75th Percentile of Interviews	95th Percentile of Interviews
Circuit Criminal	A	20	74.3	276.5	554.8	736.5
	B	56	68.8	141.5	267.8	590.3
	C	48	62.8	105.5	236.5	393.9
	D	63	13.0	59.0	107.0	262.9
	Total	187	48.5	98.0	234.5	547.2
District Felony	A	6	104.0	435.0	712.8	953.3
	B	21	26.0	51.0	183.0	510.0
	C	38	20.5	39.5	120.0	477.7
	D	53	7.0	23.0	55.0	165.8
	Total	118	12.3	40.0	115.5	511.5
District Misdemeanor	A	21	4.0	14.0	31.0	134.0
	B	12	1.8	8.0	28.0	81.8
	Total	33	3.0	9.0	31.0	117.8
District Other	Total	1	11.0	11.0	11.0	11.0
Grand Total		298	20.0	64.0	156.0	511.0

* Data provided from the Pretrial Information Management System.

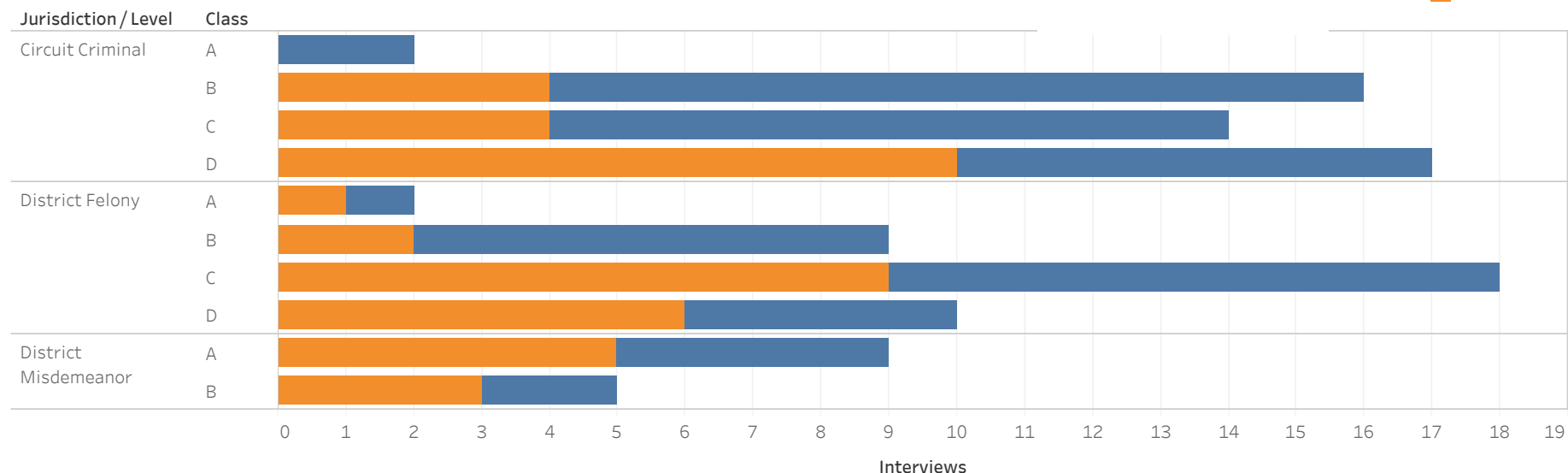
* Counts reflect distinct pretrial interviews within a given jurisdiction (Circuit or District Court). Time in custody is evaluated separately for District and Circuit cases.

* A single Interview may involve more than one case, and a single defendant may have multiple interviews during a given period of time.



ADMINISTRATIVE OFFICE OF THE COURTS Research and Statistics Defendants in Custody May 11, 2022 WAYNE COUNTY

Current Holder
■ No Holder
■ Has Holder



Jurisdiction/Level	Class	No Holder	Non-Payment Fines / Restitution	State Inmate	Probation	Parole	Contempt	Other	County Inmate	Grand Total
Circuit Criminal	A	2								2
	B	12	2					2		16
	C	10	1	2			1			14
	D	7	3		4	3				17
District Felony	A	1		1						2
	B	7	1	1						9
	C	9	3	2	2		1		1	18
	D	4	3	1	1		1			10
District Misdemeanor	A	4	1	1	1	1	1			9
	B	2		1	1	1				5
Grand Total		50	12	9	8	4	4	2	1	90

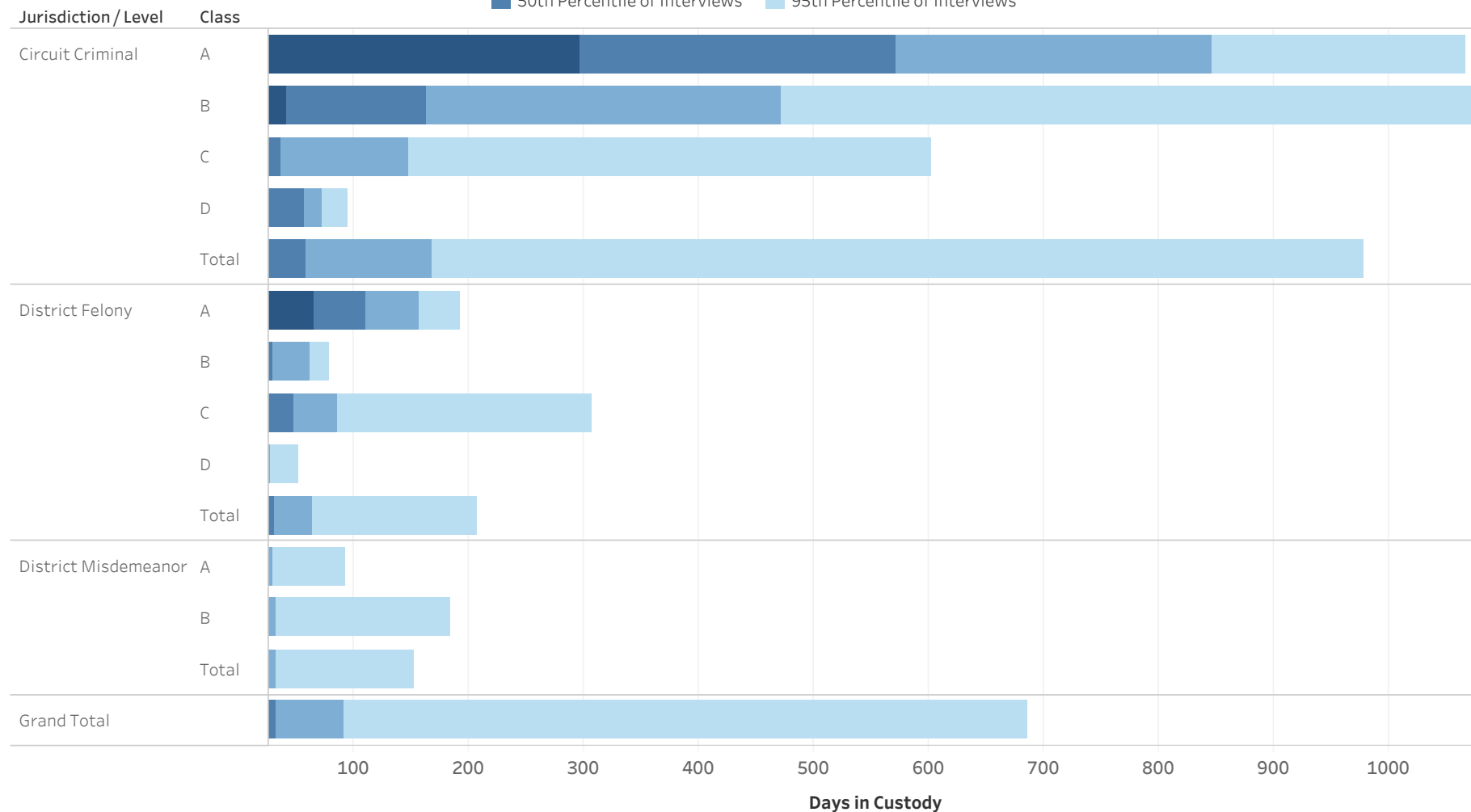
Statistical Analysis Considerations

- * Data provided from the Pretrial Information Management System.
- * Counts reflect distinct pretrial interviews within a given jurisdiction (Circuit or District Court). Time in custody is evaluated separately for District and Circuit cases.
- * A single Interview may involve more than one case, and a single defendant may have multiple interviews during a given period of time.



ADMINISTRATIVE OFFICE OF THE COURTS
Research and Statistics
Defendants in Custody May 11, 2022
Time in Custody (Days)
WAYNE COUNTY

■ 25th Percentile of Interviews ■ 75th Percentile of Interviews
■ 50th Percentile of Interviews ■ 95th Percentile of Interviews



Statistical Analysis Considerations

- * Data provided from the Pretrial Information Management System.
- * Counts reflect distinct pretrial interviews within a given jurisdiction (Circuit or District Court). Time in custody is evaluated separately for District and Circuit cases.
- * A single Interview may involve more than one case, and a single defendant may have multiple interviews during a given period of time.



ADMINISTRATIVE OFFICE OF THE COURTS
Research and Statistics
Defendants in Custody May 11, 2022
Time in Custody (Days)
WAYNE COUNTY

Percentile of the Time in Custody (Days)

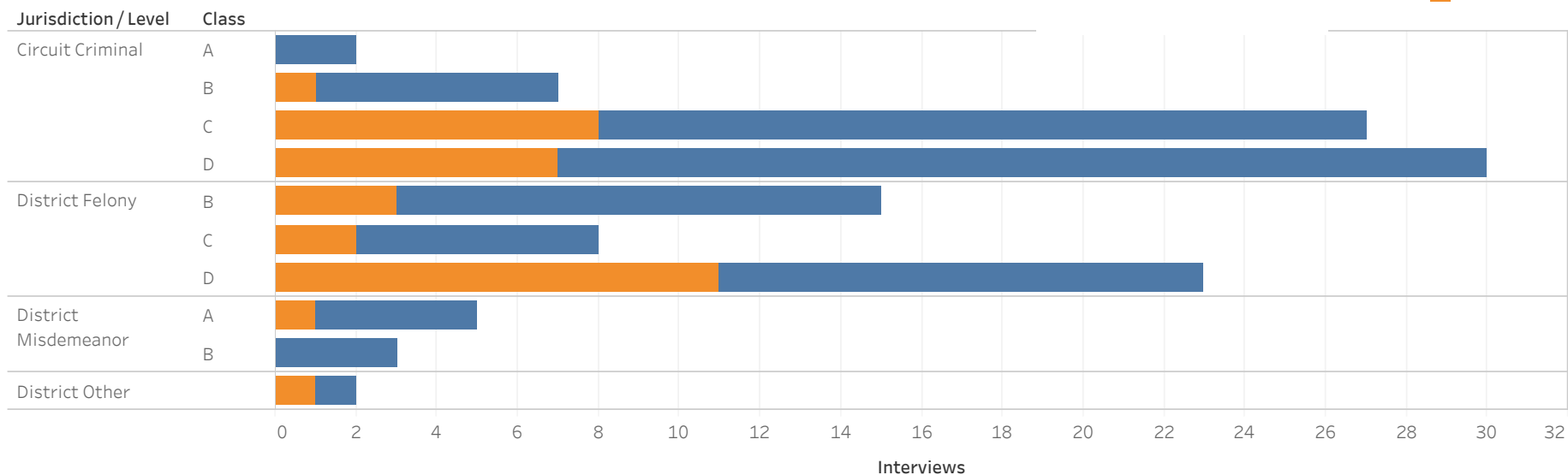
Jurisdiction / Level	Class	# of Interviews	25% Percentile of Interviews	50th Percentile of Interviews	75th Percentile of Interviews	95th Percentile of Interviews
Circuit Criminal	A	2	296	571	846	1,066
	B	16	42	163	472	1,205
	C	14	18	37	147	602
	D	17	21	57	72	95
	Total	49	21	58	168	978
District Felony	A	2	65	111	156	193
	B	9	4	30	61	78
	C	18	26	47	86	307
	D	10	7	12	27	51
	Total	39	11	31	64	206
District Misdemeanor	A	9	12	14	29	92
	B	5	2	22	32	184
	Total	14	9	15	31	152
Grand Total		90	14	32	91	685

* Data provided from the Pretrial Information Management System.
 * Counts reflect distinct pretrial interviews within a given jurisdiction (Circuit or District Court). Time in custody is evaluated separately for District and Circuit cases.
 * A single Interview may involve more than one case, and a single defendant may have multiple interviews during a given period of time.



ADMINISTRATIVE OFFICE OF THE COURTS
Research and Statistics
Defendants in Custody May 11, 2022
WEBSTER COUNTY

Current Holder
■ No Holder
■ Has Holder



Jurisdiction/Level	Class	No Holder	Probation	State Inmate	Non-Payment Fines/ Restitution	Other	Parole	Contempt	Grand Total
Circuit Criminal	A	2							2
	B	6	1						7
	C	19	2	2	2	1		1	27
	D	23	2	2	2		1		30
District Felony	B	12		1	1	1			15
	C	6		2					8
	D	12	4	2	5				23
District Misdemeanor	A	4	1						5
	B	3							3
District Other		1	1						2
Grand Total		80	11	9	8	2	1	1	112

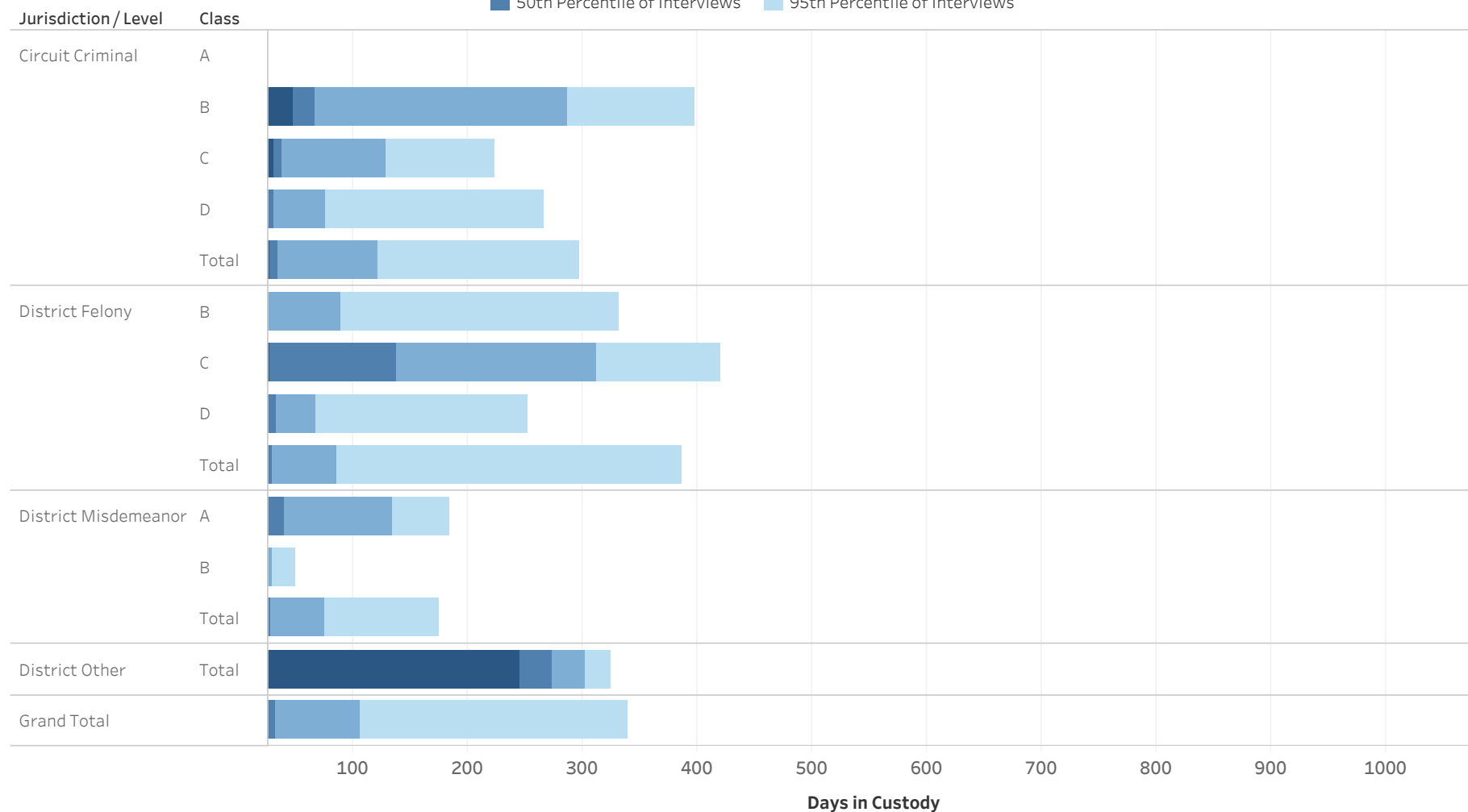
Statistical Analysis Considerations

- * Data provided from the Pretrial Information Management System.
- * Counts reflect distinct pretrial interviews within a given jurisdiction (Circuit or District Court). Time in custody is evaluated separately for District and Circuit cases.
- * A single Interview may involve more than one case, and a single defendant may have multiple interviews during a given period of time.



ADMINISTRATIVE OFFICE OF THE COURTS
Research and Statistics
Defendants in Custody May 11, 2022
Time in Custody (Days)
WEBSTER COUNTY

■ 25th Percentile of Interviews ■ 75th Percentile of Interviews
■ 50th Percentile of Interviews ■ 95th Percentile of Interviews



Statistical Analysis Considerations

- * Data provided from the Pretrial Information Management System.
- * Counts reflect distinct pretrial interviews within a given jurisdiction (Circuit or District Court). Time in custody is evaluated separately for District and Circuit cases.
- * A single Interview may involve more than one case, and a single defendant may have multiple interviews during a given period of time.



ADMINISTRATIVE OFFICE OF THE COURTS
Research and Statistics
Defendants in Custody May 11, 2022
Time in Custody (Days)
WEBSTER COUNTY

Percentile of the Time in Custody (Days)

Jurisdiction / Level	Class	# of Interviews	25% Percentile of Interviews	50th Percentile of Interviews	75th Percentile of Interviews	95th Percentile of Interviews
Circuit Criminal	A	2	1.0	1.0	1.0	1.0
	B	7	47.5	66.0	286.0	397.4
	C	27	31.0	38.0	128.0	223.3
	D	30	22.3	31.0	75.8	265.8
	Total	66	27.0	34.5	121.0	297.0
District Felony	B	15	15.0	17.0	89.5	332.2
	C	8	27.0	138.0	311.5	419.9
	D	23	19.5	33.0	67.0	252.4
	Total	46	17.3	29.0	85.0	387.0
District Misdemeanor	A	5	16.0	40.0	134.0	184.4
	B	3	2.0	3.0	29.0	49.8
	Total	8	2.8	28.0	74.8	175.0
District Other	Total	2	244.5	273.0	301.5	324.3
Grand Total		112	21.0	32.0	105.3	338.6

* Data provided from the Pretrial Information Management System.

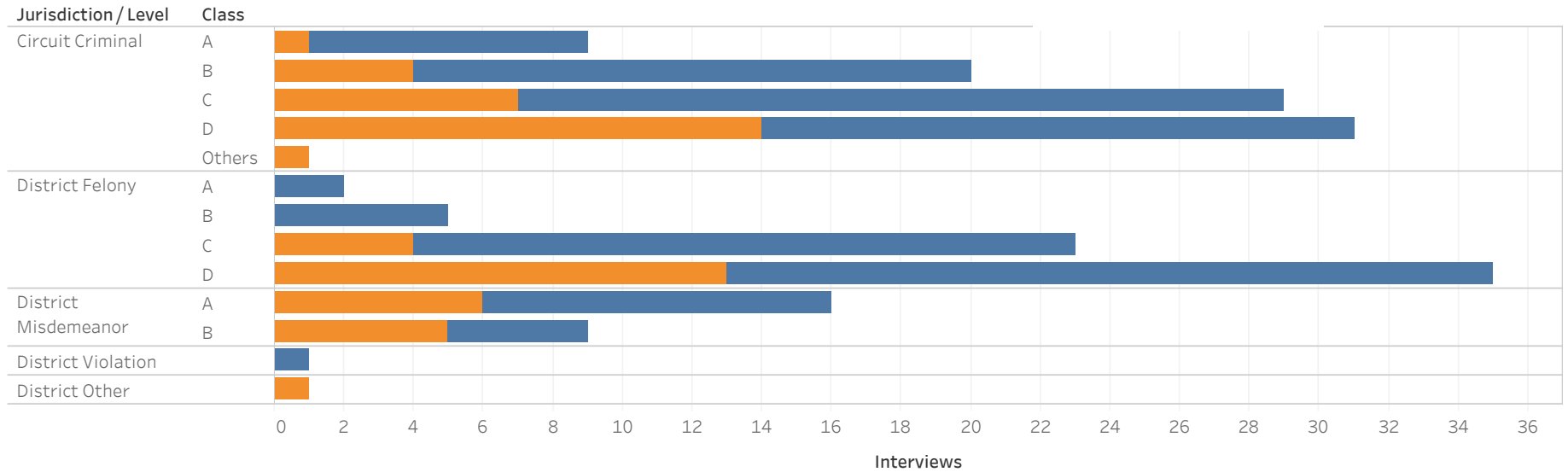
* Counts reflect distinct pretrial interviews within a given jurisdiction (Circuit or District Court). Time in custody is evaluated separately for District and Circuit cases.

* A single Interview may involve more than one case, and a single defendant may have multiple interviews during a given period of time.



ADMINISTRATIVE OFFICE OF THE COURTS
Research and Statistics
Defendants in Custody May 11, 2022
WHITLEY COUNTY

Current Holder
■ No Holder
■ Has Holder



Jurisdiction/Level	Class	No Holder	Non-Payment Fines/Restitution	Contempt	Parole	Other	State Inmate	Probation	Grand Total
Circuit Criminal	A	8		1					9
	B	16	2		1		1		20
	C	22	4		2	1			29
	D	17	7	1	3	2		1	31
	Others				1				1
District Felony	A	2							2
	B	5							5
	C	19	1	1		1	1		23
	D	22	8	3	1	1			35
	Others								
District Misdemeanor	A	10	6						16
	B	4	3			1		1	9
District Other				1				1	
District Violation		1							1
Grand Total		114	28	7	6	5	2	2	164

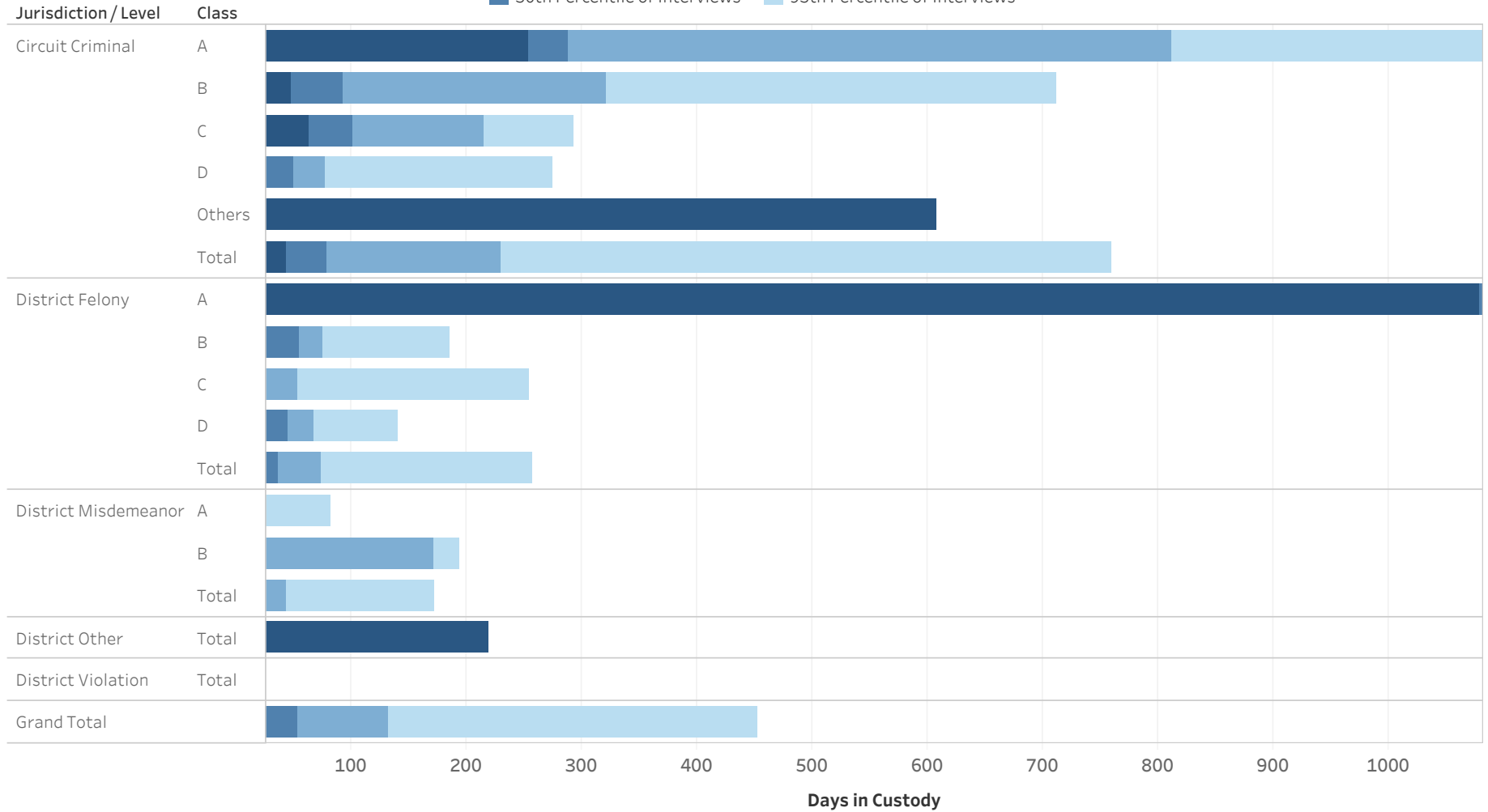
Statistical Analysis Considerations

- * Data provided from the Pretrial Information Management System.
- * Counts reflect distinct pretrial interviews within a given jurisdiction (Circuit or District Court). Time in custody is evaluated separately for District and Circuit cases.
- * A single Interview may involve more than one case, and a single defendant may have multiple interviews during a given period of time.



ADMINISTRATIVE OFFICE OF THE COURTS
Research and Statistics
Defendants in Custody May 11, 2022
Time in Custody (Days)
WHITLEY COUNTY

■ 25th Percentile of Interviews ■ 75th Percentile of Interviews
■ 50th Percentile of Interviews ■ 95th Percentile of Interviews



Statistical Analysis Considerations

- * Data provided from the Pretrial Information Management System.
- * Counts reflect distinct pretrial interviews within a given jurisdiction (Circuit or District Court). Time in custody is evaluated separately for District and Circuit cases.
- * A single Interview may involve more than one case, and a single defendant may have multiple interviews during a given period of time.



ADMINISTRATIVE OFFICE OF THE COURTS
Research and Statistics
Defendants in Custody May 11, 2022
Time in Custody (Days)
WHITLEY COUNTY

Percentile of the Time in Custody (Days)

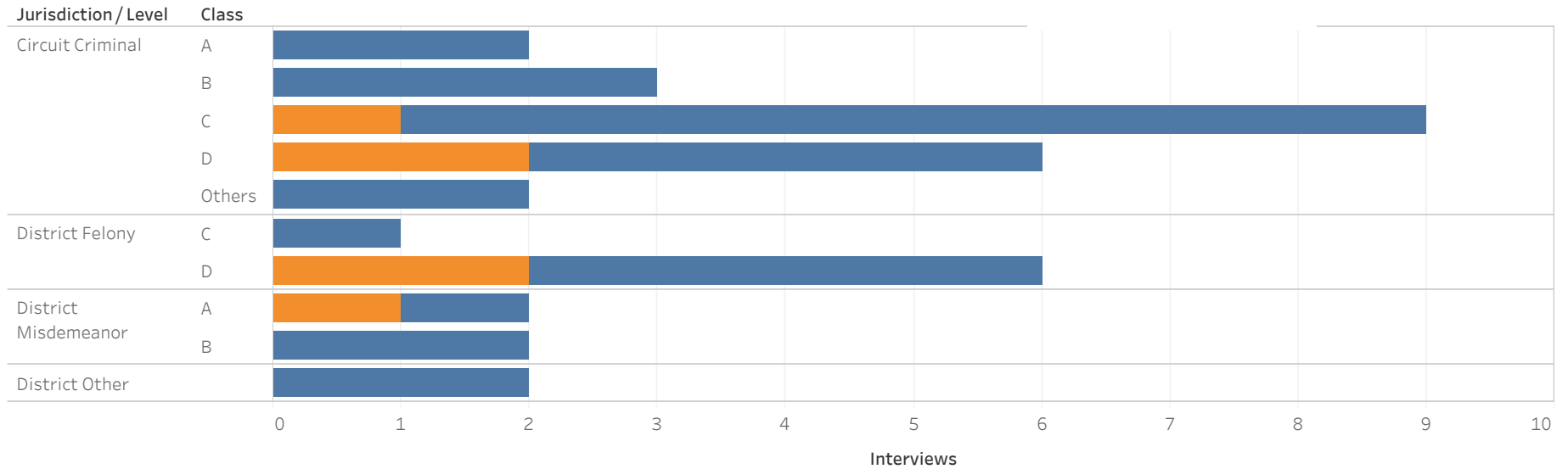
Jurisdiction / Level	Class	# of Interviews	25% Percentile of Interviews	50th Percentile of Interviews	75th Percentile of Interviews	95th Percentile of Interviews
Circuit Criminal	A	9	253	288	811	1,108
	B	20	48	92	321	711
	C	29	63	101	215	293
	D	31	21	50	78	275
	Others	1	608	608	608	608
	Total		90	44	78	230
District Felony	A	2	1,079	1,114	1,150	1,178
	B	5	16	54	75	185
	C	23	14	22	53	255
	D	35	17	45	68	140
	Total		65	14	37	73
District Misdemeanor	A	16	9	13	19	82
	B	9	10	22	171	194
	Total		25	10	13	44
District Other	Total	1	219	219	219	219
District Violation	Total	1	13	13	13	13
Grand Total		164	20	54	132	451

* Data provided from the Pretrial Information Management System.
 * Counts reflect distinct pretrial interviews within a given jurisdiction (Circuit or District Court). Time in custody is evaluated separately for District and Circuit cases.
 * A single Interview may involve more than one case, and a single defendant may have multiple interviews during a given period of time.



**ADMINISTRATIVE OFFICE OF THE COURTS
Research and Statistics
Defendants in Custody May 11, 2022
WOODFORD COUNTY**

Current Holder
■ No Holder
■ Has Holder



Jurisdiction / Level	Class	No Holder	Non-Payment Fines / Restitution	State Inmate	Probation	Other	Grand Total
Circuit Criminal	A	2					2
	B	3					3
	C	8	1				9
	D	4		1	1		6
	Others	2					2
District Felony	C	1					1
	D	4	1			1	6
District Misdemeanor	A	1	1				2
	B	2					2
District Other		2					2
Grand Total		26	2	1	1	1	31

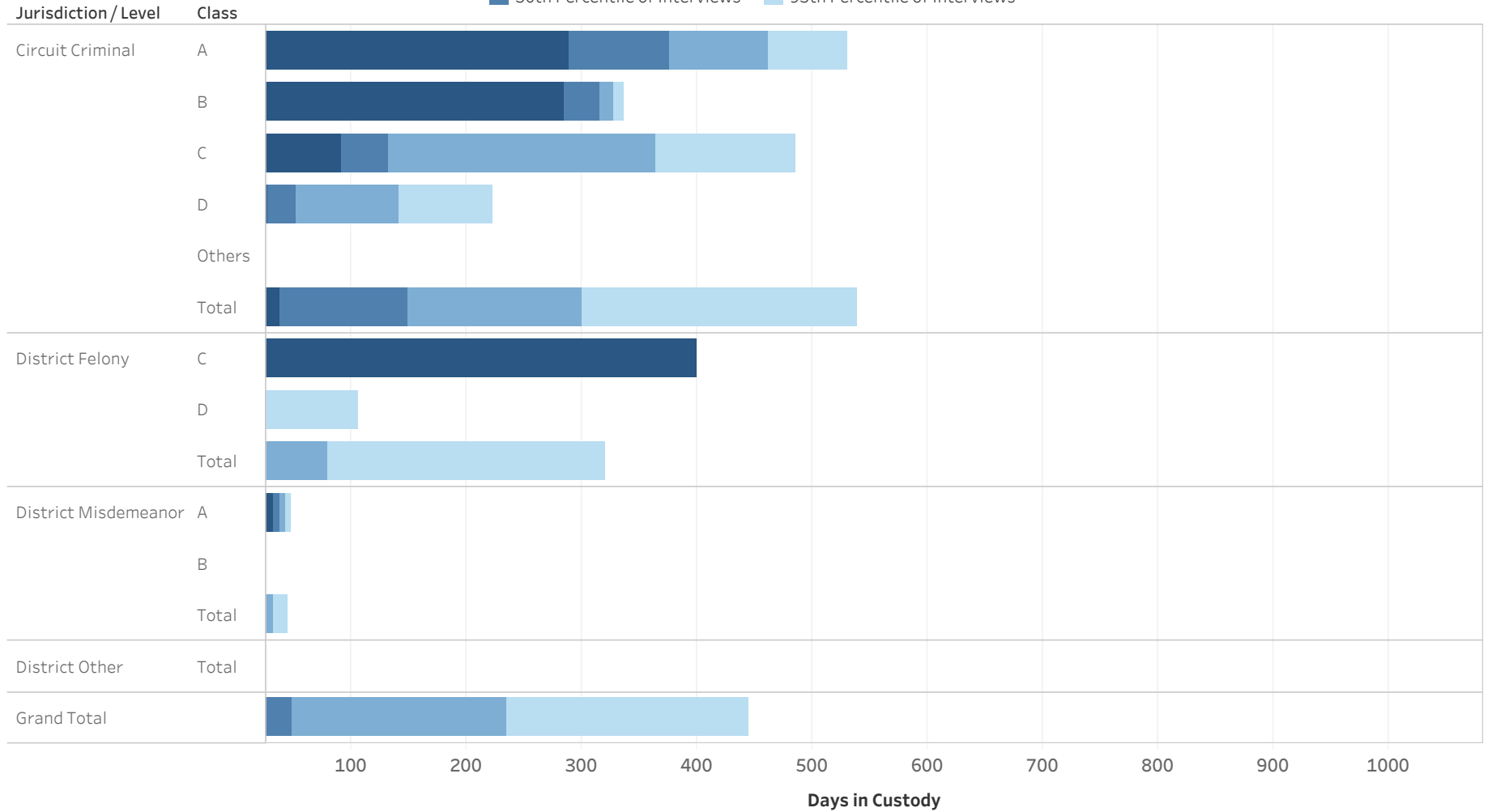
Statistical Analysis Considerations

- * Data provided from the Pretrial Information Management System.
- * Counts reflect distinct pretrial interviews within a given jurisdiction (Circuit or District Court). Time in custody is evaluated separately for District and Circuit cases.
- * A single Interview may involve more than one case, and a single defendant may have multiple interviews during a given period of time.



ADMINISTRATIVE OFFICE OF THE COURTS
Research and Statistics
Defendants in Custody May 11, 2022
Time in Custody (Days)
WOODFORD COUNTY

■ 25th Percentile of Interviews ■ 75th Percentile of Interviews
■ 50th Percentile of Interviews ■ 95th Percentile of Interviews



Statistical Analysis Considerations

- * Data provided from the Pretrial Information Management System.
- * Counts reflect distinct pretrial interviews within a given jurisdiction (Circuit or District Court). Time in custody is evaluated separately for District and Circuit cases.
- * A single Interview may involve more than one case, and a single defendant may have multiple interviews during a given period of time.



ADMINISTRATIVE OFFICE OF THE COURTS
Research and Statistics
Defendants in Custody May 11, 2022
Time in Custody (Days)
WOODFORD COUNTY

Percentile of the Time in Custody (Days)

Jurisdiction/ Level	Class	# of Interviews	25% Percentile of Interviews	50th Percentile of Interviews	75th Percentile of Interviews	95th Percentile of Interviews
Circuit Criminal	A	2	289.3	375.5	461.8	530.8
	B	3	284.5	315.0	327.0	336.6
	C	9	91.0	132.0	364.0	485.8
	D	6	26.5	52.0	141.3	222.0
	Others	2	14.3	16.5	18.8	20.6
	Total	22	37.5	148.5	299.8	539.3
District Felony	C	1	400.0	400.0	400.0	400.0
	D	6	12.3	18.5	25.5	105.5
	Total	7	12.5	24.0	79.0	319.6
District Misdemeanor	A	2	32.3	37.5	42.8	47.0
	B	2	7.0	10.0	13.0	15.4
	Total	4	13.0	21.5	32.3	44.9
District Other	Total	2	1.3	1.5	1.8	2.0
Grand Total		31	18.5	48.0	234.0	444.4

* Data provided from the Pretrial Information Management System.

* Counts reflect distinct pretrial interviews within a given jurisdiction (Circuit or District Court). Time in custody is evaluated separately for District and Circuit cases.

* A single Interview may involve more than one case, and a single defendant may have multiple interviews during a given period of time.