



The Department of Shared Services  
Research and Statistics  
1001 Vandalay Drive  
Frankfort, KY 40601  
(502) 573-2350

---

## RELEASE DECISIONS AND OUTCOMES CASES BOOKED CY 2017-2021 STATEWIDE

---

May 16, 2022

### Statistics Request Overall Description

On April 22, 2022, Research and Statistics received a request for a report of the types of bonds issued and subsequent release rates for cases included in Pretrial interviews conducted during Calendar Years (CY) 2017-2021, statewide. PRIM, the information system used by Pretrial Services, was queried for interview, case, and bond information related to cases booked from January 1, 2017, and December 31, 2021.

Since multiple bonds may be set prior to an ultimate release for an individual case, only the most recent bond for each case is indicated in this report. Additionally, since a defendant may be held on charges in multiple cases for a single interview, a defendant is not considered released unless they are indicated as released on ALL cases included in an interview. For instance, a defendant may receive a recognizance bond for a case with minor charges but remain in custody on cash bail on a separate case. Release outcomes in this report are indicated at the case level, and thus may not indicate the true custody status of every defendant.

### Statistical Report (19\_PINS8007)

This report consists of a total of 16 pages, divided by Court Jurisdiction (Circuit Court and District Court). The first part of this report (pages 1-8) of the report covers Circuit Court, while the second part (pages 9-16) covers District Court.

The report is broken down as follows once for each Court Jurisdiction:

#### **Release Decision & Release Rates: Bar Charts and Cross Tabulation**

Release decision proportions and release rates are reported on the subsequent pages of this report statewide.

#### **Release Decision (Bond) Percentage by CY of Case Booking**

Changes over time in the proportion of release decisions are depicted in a bar chart showing the proportion of cases booked during each calendar year receiving release decisions grouped into the following categories (see definitions below):

- Administrative Release
- Non-Financial Bond
- Financial Bond
- Release Not Offered
- No Judicial Presentation

---

---

## RELEASE DECISIONS AND OUTCOMES CASES BOOKED CY 2017-2021 STATEWIDE

---

---

### Statistical Report (19\_PINS8007)

#### **Number of Cases and Release Outcome for Financial and Non-Financial Bonds**

This chart presents the overall number of cases receiving either a financial or non-financial bond among cases booked each calendar year, and the proportion within each group resulting in the following release outcomes (see definitions below):

- Non-Financial Release
- Financial Release
- 60-Day Rule
- Indictment Summons
- Indictment
- Detained Until Disposition
- In Custody

The size of each bar represents the absolute number of cases booked, with numbers indicated on the Y axis at the bottom of the chart, while the colored divisions and labelled percentages indicate the proportion of each release outcome within each set of cases. Administrative Release, Release Not Offered, and No Judicial Presentation are not reported in these charts.

#### **Cross-Tabulation**

Absolute numbers for all the data described above is reported for each calendar year by case booking date, Release Decision, and Release Outcome, with totals of each for every CY.

#### **Maps**

The maps presented at the end of this report present county-level percentage of cases receiving non-financial release as compared to the total of those cases receiving judicial release. This excludes cases receiving administrative release and cases receiving no bond hearing, as these cases did not involve a judicial release decision. The map has been generated separately for each CY 2017-2021, including a summary for the entire date range of CY 2017-2021, according to the booking date of cases included. For each generated map, the color of each county reflects the percentage, with county percentages close to the statewide percentage colored in white, while lower percentages are more orange and higher percentages are bluer.

#### **Statistical Analysis Considerations:**

- The statistics presented in the attached tables are a snapshot in time as of the date the data was queried: 5/16/2022.
- An individual defendant may be involved in multiple interviews during the time frame.
- Each interview may involve multiple cases.
- Multiple bonds may be issued for a single case, and only the most recent bond for each case is reported.
- Release outcomes are reported at the case level. Since a defendant is not released from pretrial custody until pretrial release is granted for all cases pertaining to the same pretrial interview, not all defendants with cases indicating pretrial release in this report may have truly been given pretrial release.

## RELEASE DECISIONS AND OUTCOMES CASES BOOKED CY 2017-2021 STATEWIDE

### Statistical Report (19\_PINS8007)

- This report Excludes interviews in which custody ended as a result of escape, release in error, or transfer to another secure facility.

### Data Variables Requested

Database	Data Variable	Description
PRIM	Release Decision	<p>The type of bond for the first release decision in each case is reported according to the following categories:</p> <p><b>Administrative Release:</b> Defendants assessed as low or moderate risk; not charged with offenses identified as public safety concerns, contempt, probation violation, bail jumping, the violation of a protection order, and who have not previously violated a condition of pretrial release or failed to appear in court may be released on their own recognizance without a bond hearing. The use of this option was discretionary per judge as of 11/1/2015 and became mandatory statewide on 1/1/2017. The specific criteria for Administrative Release have changed several times since initial implementation, including many changes implemented in response to the COVID-19 pandemic.</p> <p><b>Non-Financial Bond:</b> Types of release that do not include conditional forfeiture.</p> <ul style="list-style-type: none"> <li>• Release on Recognizance</li> <li>• Surety</li> <li>• Unsecured</li> <li>• No Probable Cause</li> <li>• 60-Day Rule</li> </ul> <p><b>Financial Bond:</b> Types of release including a bond with conditional forfeiture of assets.</p> <ul style="list-style-type: none"> <li>• 10%</li> <li>• Cash</li> <li>• Guaranteed Arrest Bond Certificate</li> <li>• Property</li> <li>• Partially Secured or Percent Bond</li> <li>• Stock and Bonds</li> </ul> <p><b>Release Not Offered:</b> Indicates that the defendant had a bond hearing and was not offered any pretrial release.</p> <p><b>No Judicial Presentation:</b> No bond hearing occurred for this case. This typically happens in District Court cases disposed</p>

**RELEASE DECISIONS AND OUTCOMES  
CASES BOOKED CY 2017-2021 STATEWIDE**

Data Variables Requested		
		very quickly, or Circuit Court cases for which a previous bond with release conditions already exists.
	Release Outcome	<p>An indication of the release outcome or custody status as determined by the query on 5/9/2022, reported in the following categories:</p> <p><b>Administrative Release:</b> Released with Administrative Release as described above.</p> <p><b>Non-Financial Release:</b> Types of release in which no money or property must be posted prior to release.</p> <ul style="list-style-type: none"> <li>• Release on Recognizance</li> <li>• Surety</li> <li>• Unsecured</li> <li>• No Probable Cause</li> <li>• 60-Day Rule</li> </ul> <p><b>Financial Release:</b> Types of release in which money or property must be posted prior to release.</p> <ul style="list-style-type: none"> <li>• 10%</li> <li>• Cash</li> <li>• Guaranteed Arrest Bond Certificate</li> <li>• Property</li> <li>• Partially Secured or Percent Bond</li> <li>• Stock and Bonds</li> </ul> <p><b>Indictment Summons:</b> Indicates that a defendant already released on a District Felony case was not brought back into custody following an indictment, but that the same release conditions were maintained by the Circuit Court and the defendant was issued a summons. There is no time in custody for this outcome.</p> <p><b>60-Day Rule:</b> A defendant is released from pretrial custody in District Court after 60 days, regardless of ability to post bond, etc., per RCr 5.22 (Procedure Upon Failure to Indict).</p> <p><b>Indictment:</b> Pretrial custody on a District Felony case ends, and custody begins on a separate Circuit Criminal case, including a new arraignment.</p> <p><b>Detained Until Disposition:</b> Without being given pretrial release, the defendant was released upon the disposition of all cases in this interview from a given jurisdiction.</p>

**RELEASE DECISIONS AND OUTCOMES  
CASES BOOKED CY 2017-2021 STATEWIDE**

Data Variables Requested		
		<b>In Custody:</b> The case is still pending and the defendant is still in pretrial custody as of the query performed on 5/9/2022.
	Percentage Non-Financial Bond	A percentage expressing the number of cases receiving financial bond divided by the total number of cases receiving a judicial release decision (non-financial plus financial plus no release offered). Administrative Release and cases with no bond hearing are excluded from this calculation as these cases do not receive a judicial release decision.
	Cases	Counts presented indicate the number of cases in each category.
	Jurisdiction	Indicates the Jurisdiction (Circuit or District Court) of any case applicable to the pretrial interview. Interviews in which a defendant was in custody for both Circuit and District cases are counted and are reported separately for each jurisdiction.

**Disclaimer Associated with KCOJ/AOC Database(s) and Element(s)**

**RESEARCH AND STATISTICS DISCLAIMER for PRETRIAL SERVICES REQUESTS**

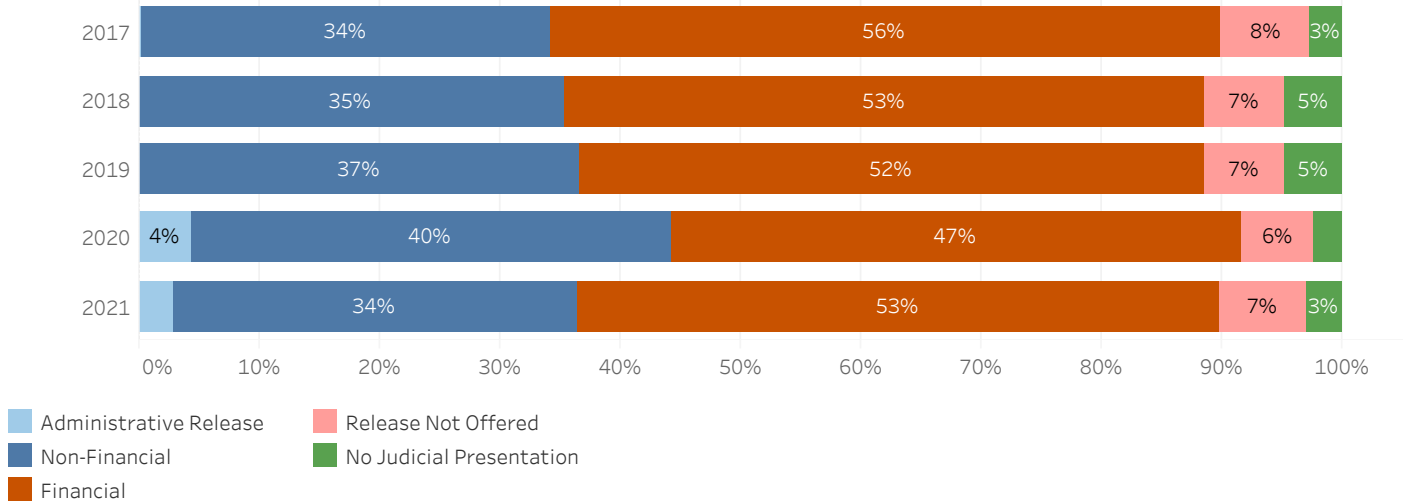
The data from this report is provided from the Pretrial Services program. Information received from the Pretrial Services program's electronic case management system (PRIM) is subject to change(s), reprogramming, modification(s) of format and availability at the direction of the Administrative Office of the Courts (AOC), and may not at any particular moment reflect the true status of court cases due to ordinary limitation(s), delay(s) or error(s) in the system's operation.



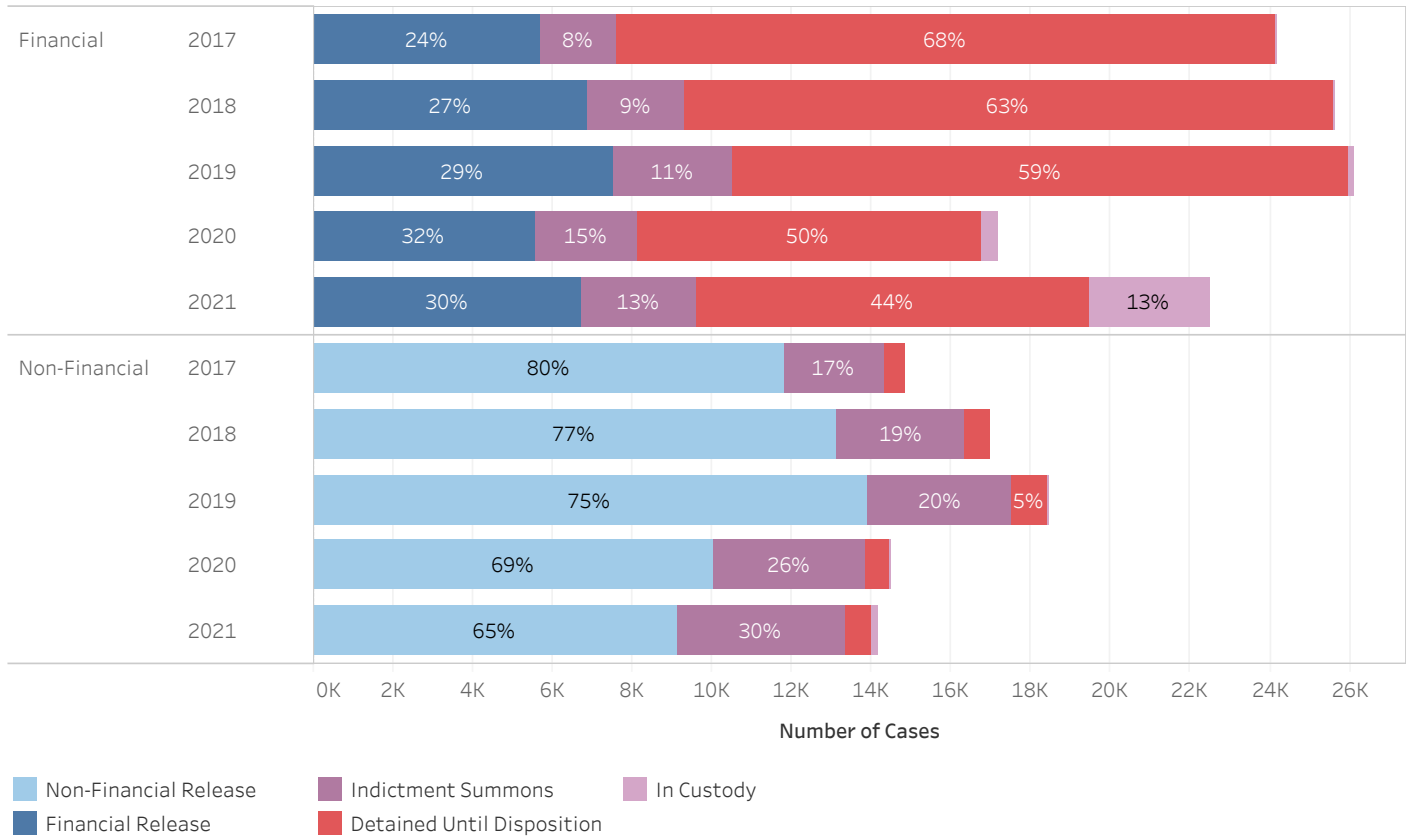
ADMINISTRATIVE OFFICE OF THE COURTS  
Research and Statistics

Circuit Court Cases Booked CY 17-21 STATEWIDE

Circuit Court Release Decision (Bond) Percentage by Year of Case Booking



Number of Circuit Court Cases and Release Outcome for Financial and Non-Financial Bonds  
(Excludes Administrative Release, Release Not Offered, and No Judicial Presentation)



\* Data provided from the Pretrial Information Management System.

\* A single release bond may apply to multiple cases.

\* A single case may have multiple different bonds set over time. Only the most recent release bond is reported for each case.



**ADMINISTRATIVE OFFICE OF THE COURTS  
Research and Statistics**

**Circuit Court Cases Booked CY 17-21 STATEWIDE**

Circuit Court Release Decision and Release Outcome by Year of Case Booking

Year of Date Booked	Release Outcome	Release Decision					Grand Total
		Administrative Release	Non-Financial	Financial	Release Not Offered	No Judicial Presentation	
2017	Administrative Release	31					31
	Non-Financial Release		11,821				11,821
	Financial Release			5,684			5,684
	Indictment Summons	2	2,512	1,931			4,445
	Detained Until Disposition		492	16,535	3,279	1,179	21,485
	In Custody			21	3		24
	<b>Total</b>		<b>33</b>	<b>14,825</b>	<b>24,171</b>	<b>3,282</b>	<b>1,179</b>
2018	Administrative Release	23					23
	Non-Financial Release		13,128				13,128
	Financial Release			6,906			6,906
	Indictment Summons	1	3,215	2,420			5,636
	Detained Until Disposition		618	16,273	3,181	2,322	22,394
	In Custody			44	3	1	48
	<b>Total</b>		<b>24</b>	<b>16,961</b>	<b>25,643</b>	<b>3,184</b>	<b>2,323</b>
2019	Administrative Release	22					22
	Non-Financial Release		13,889				13,889
	Financial Release			7,537			7,537
	Indictment Summons		3,642	2,977			6,619
	Detained Until Disposition	4	864	15,470	3,354	2,412	22,104
	In Custody		4	132	8		144
	<b>Total</b>		<b>26</b>	<b>18,399</b>	<b>26,116</b>	<b>3,362</b>	<b>2,412</b>
2020	Administrative Release	1,345					1,345
	Non-Financial Release		10,053				10,053
	Financial Release			5,571			5,571
	Indictment Summons	3	3,811	2,555			6,369
	Detained Until Disposition	226	605	8,621	2,142	871	12,465
	In Custody	6	11	443	30	1	491
	<b>Total</b>	<b>1,580</b>	<b>14,480</b>	<b>17,190</b>	<b>2,172</b>	<b>872</b>	<b>36,294</b>
2021	Administrative Release	1,028					1,028
	Non-Financial Release		9,156				9,156
	Financial Release			6,720			6,720
	Indictment Summons	4	4,195	2,877			7,076
	Detained Until Disposition	129	642	9,863	2,786	1,137	14,557
	In Custody	9	176	3,035	239	126	3,585
	<b>Total</b>	<b>1,170</b>	<b>14,169</b>	<b>22,495</b>	<b>3,025</b>	<b>1,263</b>	<b>42,122</b>

\* Data provided from the Pretrial Information Management System.

\* A single release bond may apply to multiple cases.

\* A single case may have multiple different bonds set over time. Only the most recent release bond is reported for each case.



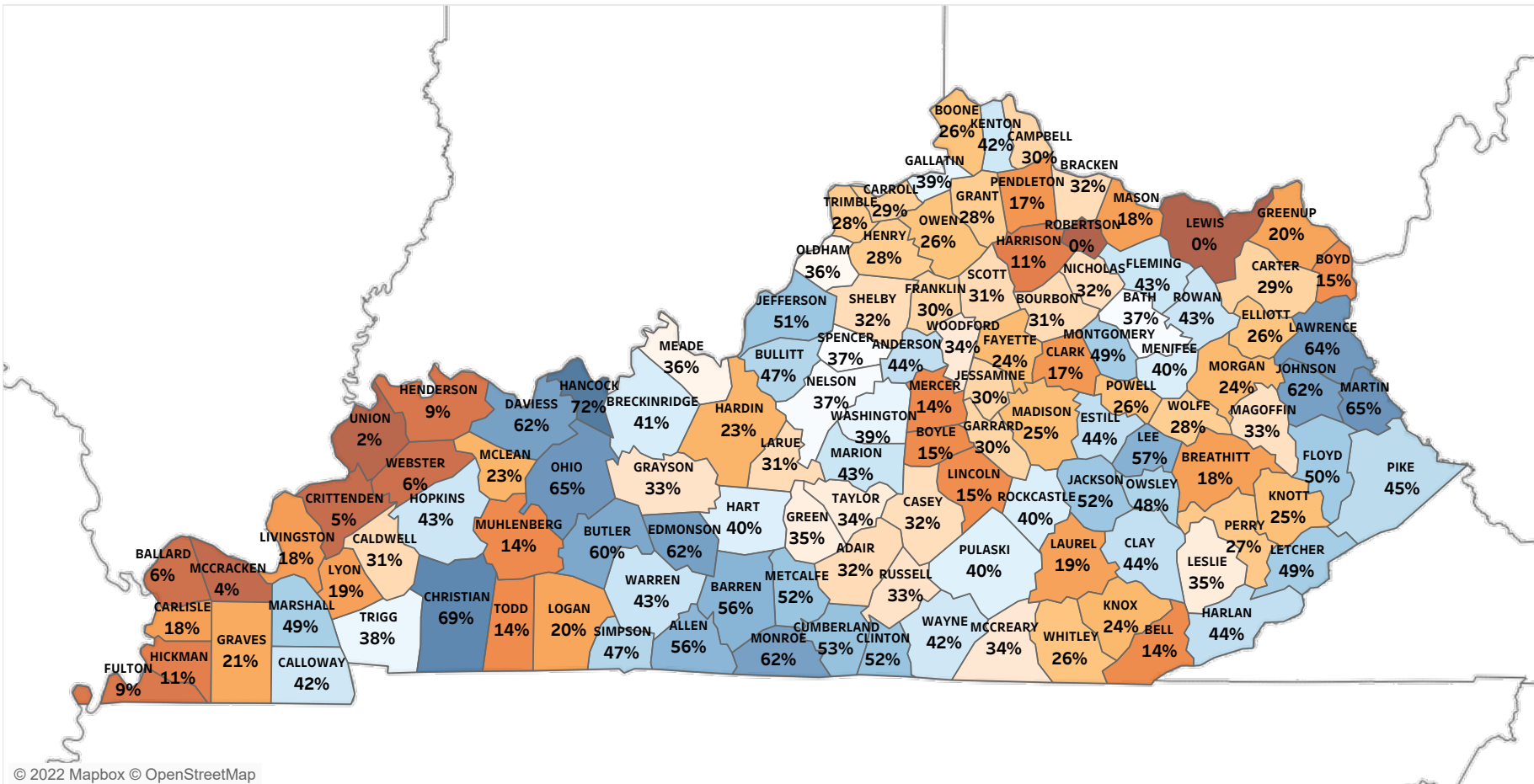




ADMINISTRATIVE OFFICE OF THE COURT S  
 Research and Statistics

Circuit Court Cases Booked CY 2018 STATEWIDE

Percentage of Non-Financial Bond among Circuit Court cases receiving judicial release decision (Excludes Administrative Release and cases with no judicial presentation)  
 Statewide percentage: 37.0425%



\* Data provided from the Pretrial Information Management System.  
 \* A single release bond may apply to multiple cases.  
 \* A single case may have multiple different bonds set over time. Only the most recent release bond is reported for each case.  
 Run Date: 5/16/2022  
 Page 4 of 16

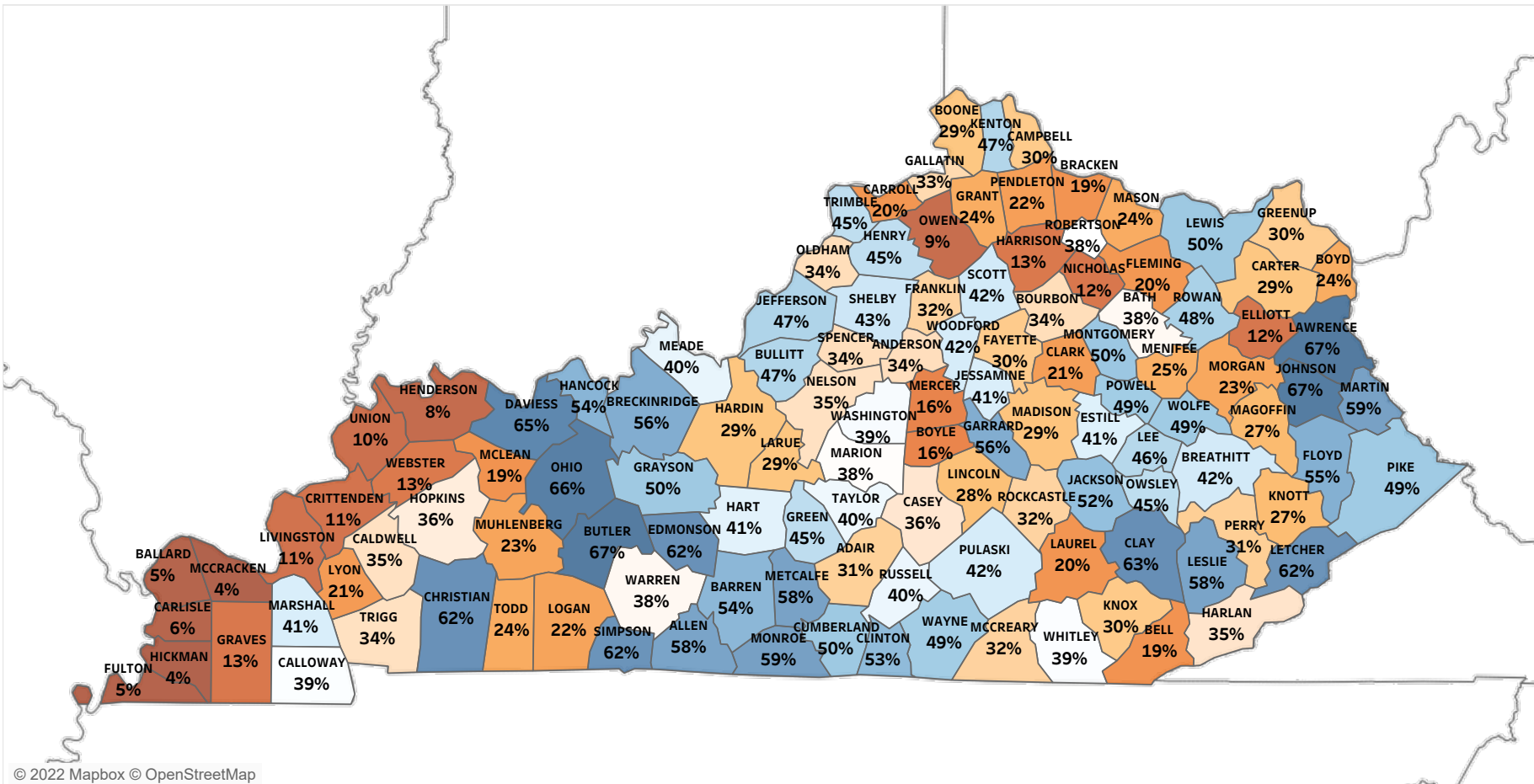


### ADMINISTRATIVE OFFICE OF THE COURTS Research and Statistics

#### Circuit Court Cases Booked CY 2019 STATEWIDE

Percentage of Non-Financial Bond among Circuit Court cases receiving judicial release decision (Excludes Administrative Release and cases with no judicial presentation)

Statewide percentage: 38.4297%



\* Data provided from the Pretrial Information Management System.  
\* A single release bond may apply to multiple cases.  
\* A single case may have multiple different bonds set over time. Only the most recent release bond is reported for each case.

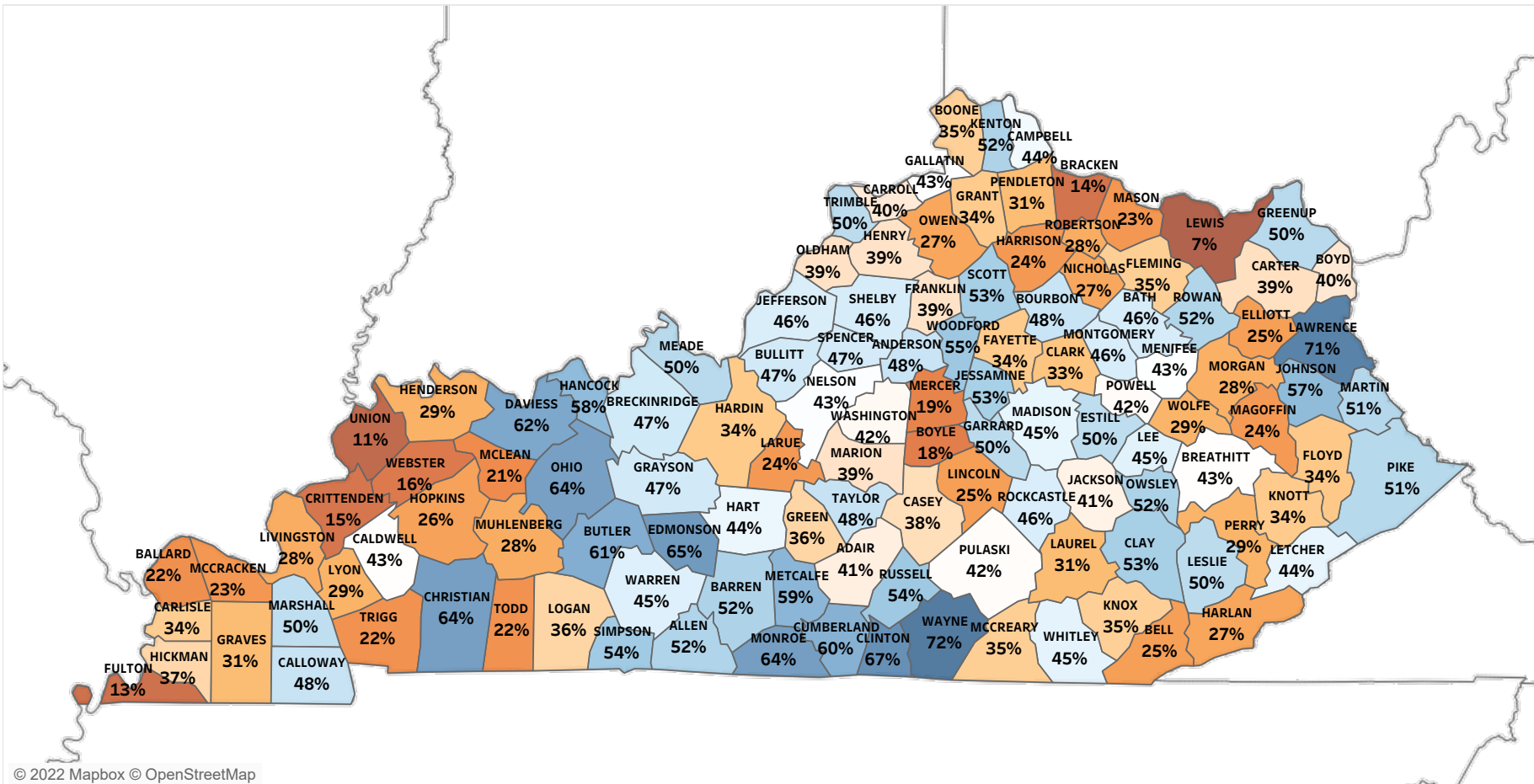


### ADMINISTRATIVE OFFICE OF THE COURT S Research and Statistics

### Circuit Court Cases Booked CY 2020 STATEWIDE

Percentage of Non-Financial Bond among Circuit Court cases receiving judicial release decision (Excludes Administrative Release and cases with no judicial presentation)

Statewide percentage: **42.7871%**



© 2022 Mapbox © OpenStreetMap

- \* Data provided from the Pretrial Information Management System.
- \* A single release bond may apply to multiple cases.
- \* A single case may have multiple different bonds set over time. Only the most recent release bond is reported for each case.

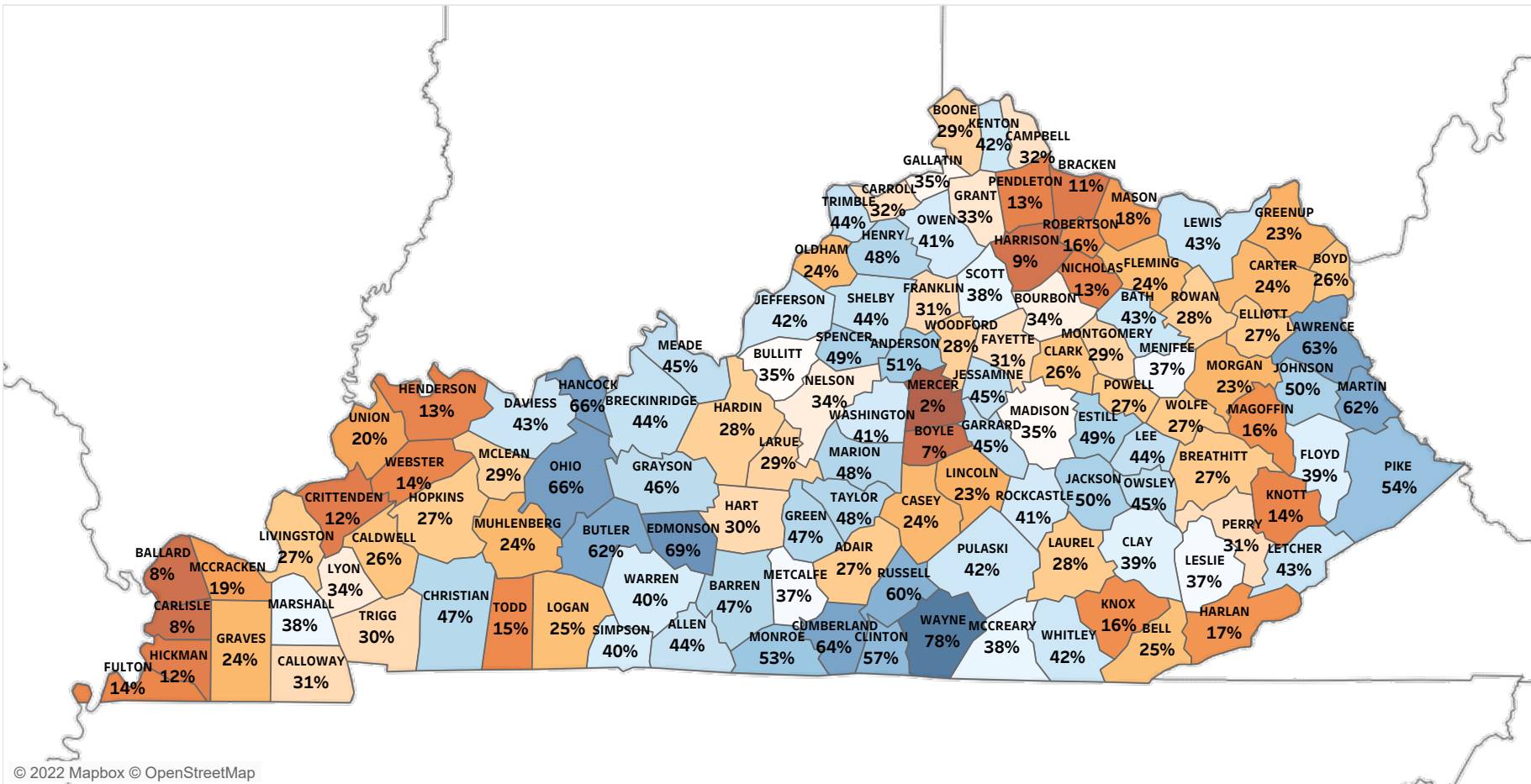


### ADMINISTRATIVE OFFICE OF THE COURT S Research and Statistics

### Circuit Court Cases Booked CY 2021 STATEWIDE

Percentage of Non-Financial Bond among Circuit Court cases receiving judicial release decision (Excludes Administrative Release and cases with no judicial presentation)

Statewide percentage: 35.7001%



\* Data provided from the Pretrial Information Management System.  
 \* A single release bond may apply to multiple cases.  
 \* A single case may have multiple different bonds set over time. Only the most recent release bond is reported for each case.

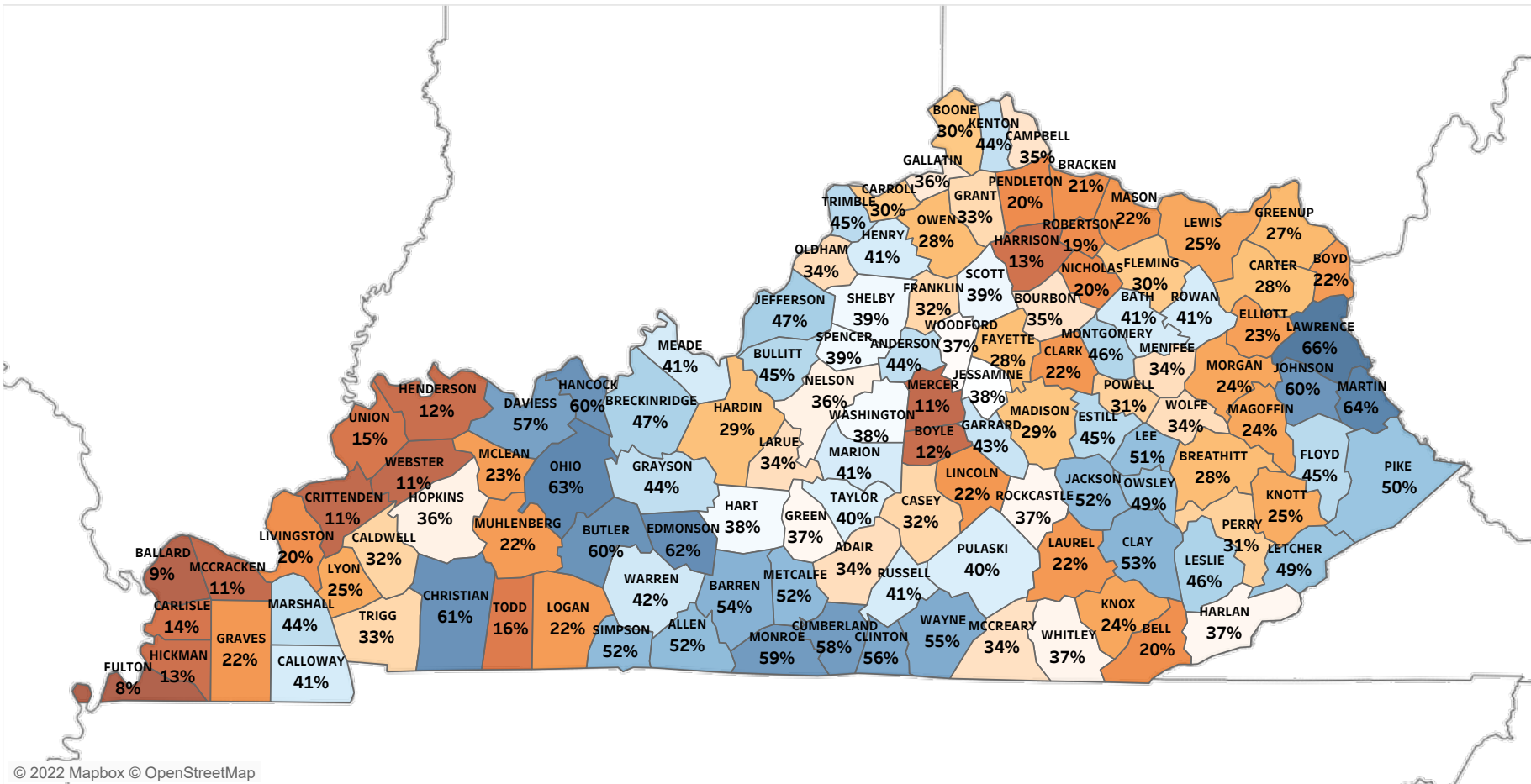


# ADMINISTRATIVE OFFICE OF THE COURTS Research and Statistics

## Circuit Court Cases Booked CY 2017 - CY 2021 STATEWIDE

Percentage of Non-Financial Bond among Circuit Court cases receiving judicial release decision (Excludes Administrative Release and cases with no judicial presentation)

Statewide percentage: 37.6343%



\* Data provided from the Pretrial Information Management System.

\* A single release bond may apply to multiple cases.

\* A single case may have multiple different bonds set over time. Only the most recent release bond is reported for each case.

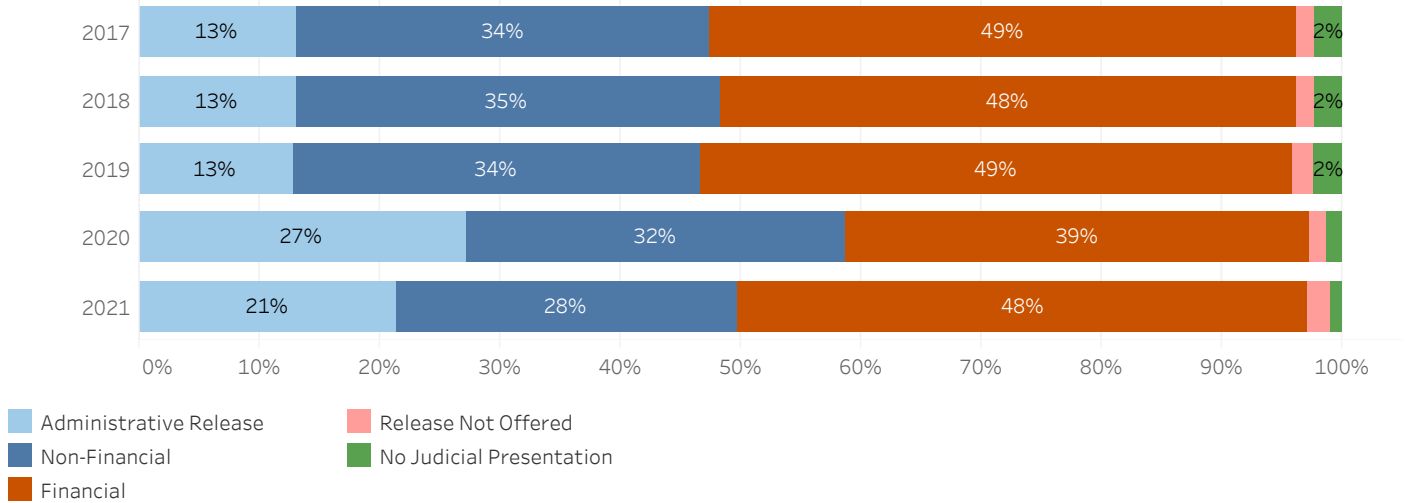




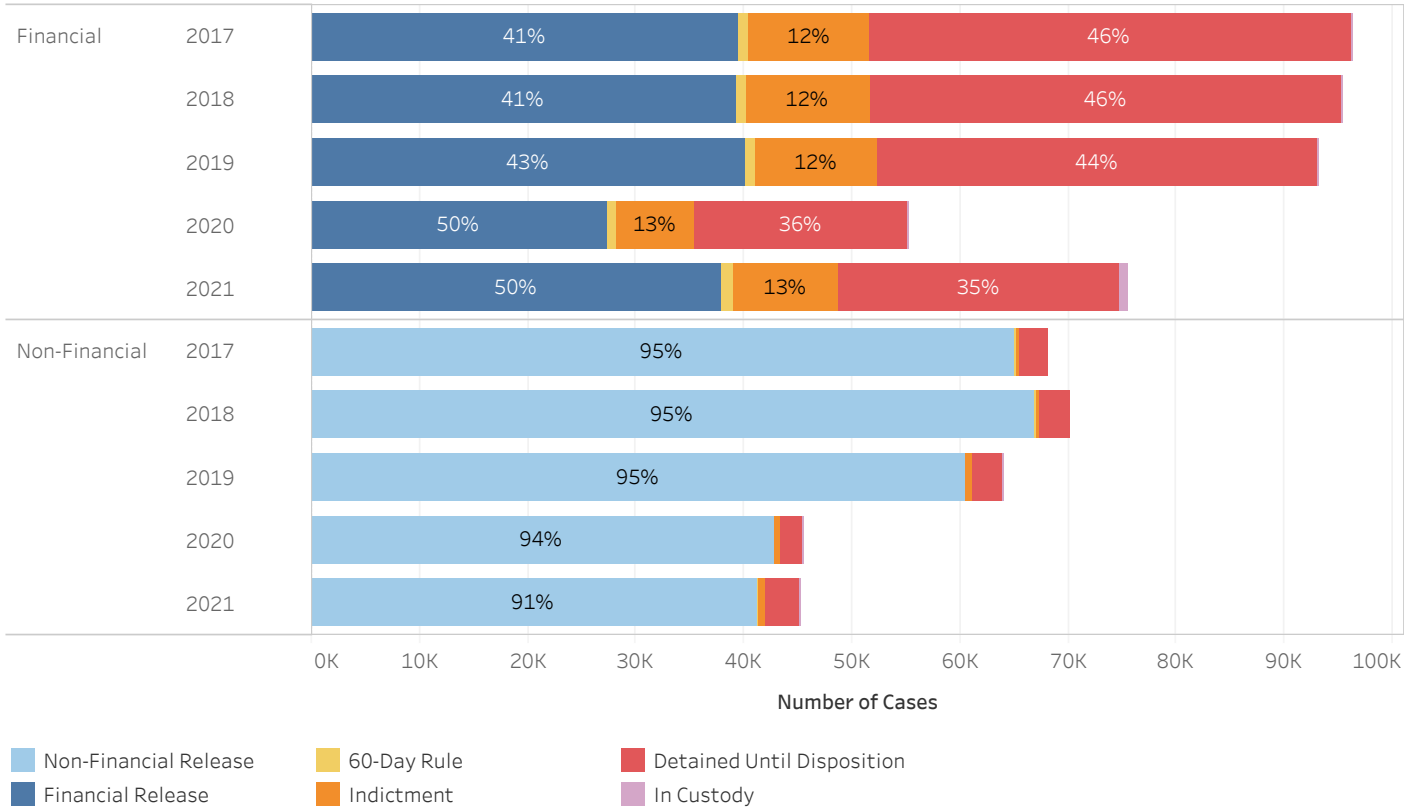
ADMINISTRATIVE OFFICE OF THE COURTS  
Research and Statistics

District Court Cases Booked CY 17-21 STATEWIDE

District Court Release Decision (Bond) Percentage by Year of Case Booking



Number of District Court Cases and Release Outcome for Financial and Non-Financial Bonds  
(Excludes Administrative Release, Release Not Offered, and No Judicial Presentation)



\* Data provided from the Pretrial Information Management System.

\* A single release bond may apply to multiple cases.

\* A single case may have multiple different bonds set over time. Only the most recent release bond is reported for each case.



**ADMINISTRATIVE OFFICE OF THE COURTS  
Research and Statistics**

**District Court Cases Booked CY 17-21 STATEWIDE**

District Court Release Decision and Release Outcome by Year of Case Booking

Year of Date Booked	Release Outcome	Release Decision					Grand Total
		Administrative Release	Non-Financial	Financial	Release Not Offered	No Judicial Presentation	
2017	Administrative Release	25,539	1	2			25,542
	Non-Financial Release		65,068				65,068
	Financial Release			39,467			39,467
	60-Day Rule		109	928	19	5	1,061
	Indictment	4	411	11,211	195	39	11,860
	Detained Until Disposition	522	2,674	44,682	2,817	4,591	55,286
	In Custody			1			1
	<b>Total</b>	<b>26,065</b>	<b>68,263</b>	<b>96,291</b>	<b>3,031</b>	<b>4,635</b>	<b>198,285</b>
2018	Administrative Release	25,551					25,551
	Non-Financial Release		66,946				66,946
	Financial Release			39,270			39,270
	60-Day Rule		68	942	39	1	1,050
	Indictment	3	466	11,513	178	35	12,195
	Detained Until Disposition	673	2,718	43,573	2,779	4,660	54,403
	In Custody			3			3
	<b>Total</b>	<b>26,227</b>	<b>70,198</b>	<b>95,301</b>	<b>2,996</b>	<b>4,696</b>	<b>199,418</b>
2019	Administrative Release	23,561					23,561
	Non-Financial Release		60,535				60,535
	Financial Release			40,150			40,150
	60-Day Rule		44	879	60	5	988
	Indictment	6	616	11,278	249	30	12,179
	Detained Until Disposition	733	2,820	40,857	2,758	4,678	51,846
	In Custody		3	22			25
	<b>Total</b>	<b>24,300</b>	<b>64,018</b>	<b>93,186</b>	<b>3,067</b>	<b>4,713</b>	<b>189,284</b>
2020	Administrative Release	37,249					37,249
	Non-Financial Release		42,738				42,738
	Financial Release			27,497			27,497
	60-Day Rule		37	661	20	2	720
	Indictment	269	582	7,215	126	10	8,202
	Detained Until Disposition	1,623	2,069	19,852	1,878	1,842	27,264
	In Custody	2	23	54	3		82
	<b>Total</b>	<b>39,143</b>	<b>45,449</b>	<b>55,279</b>	<b>2,027</b>	<b>1,854</b>	<b>143,752</b>
2021	Administrative Release	32,519					32,519
	Non-Financial Release		41,265				41,265
	Financial Release			37,961			37,961
	60-Day Rule		55	997	45		1,097
	Indictment	214	673	9,751	195	20	10,853
	Detained Until Disposition	1,526	3,128	26,107	2,513	1,538	34,812
	In Custody	21	229	725	39	2	1,016
	<b>Total</b>	<b>34,280</b>	<b>45,350</b>	<b>75,541</b>	<b>2,792</b>	<b>1,560</b>	<b>159,523</b>

\* Data provided from the Pretrial Information Management System.

\* A single release bond may apply to multiple cases.

\* A single case may have multiple different bonds set over time. Only the most recent release bond is reported for each case.





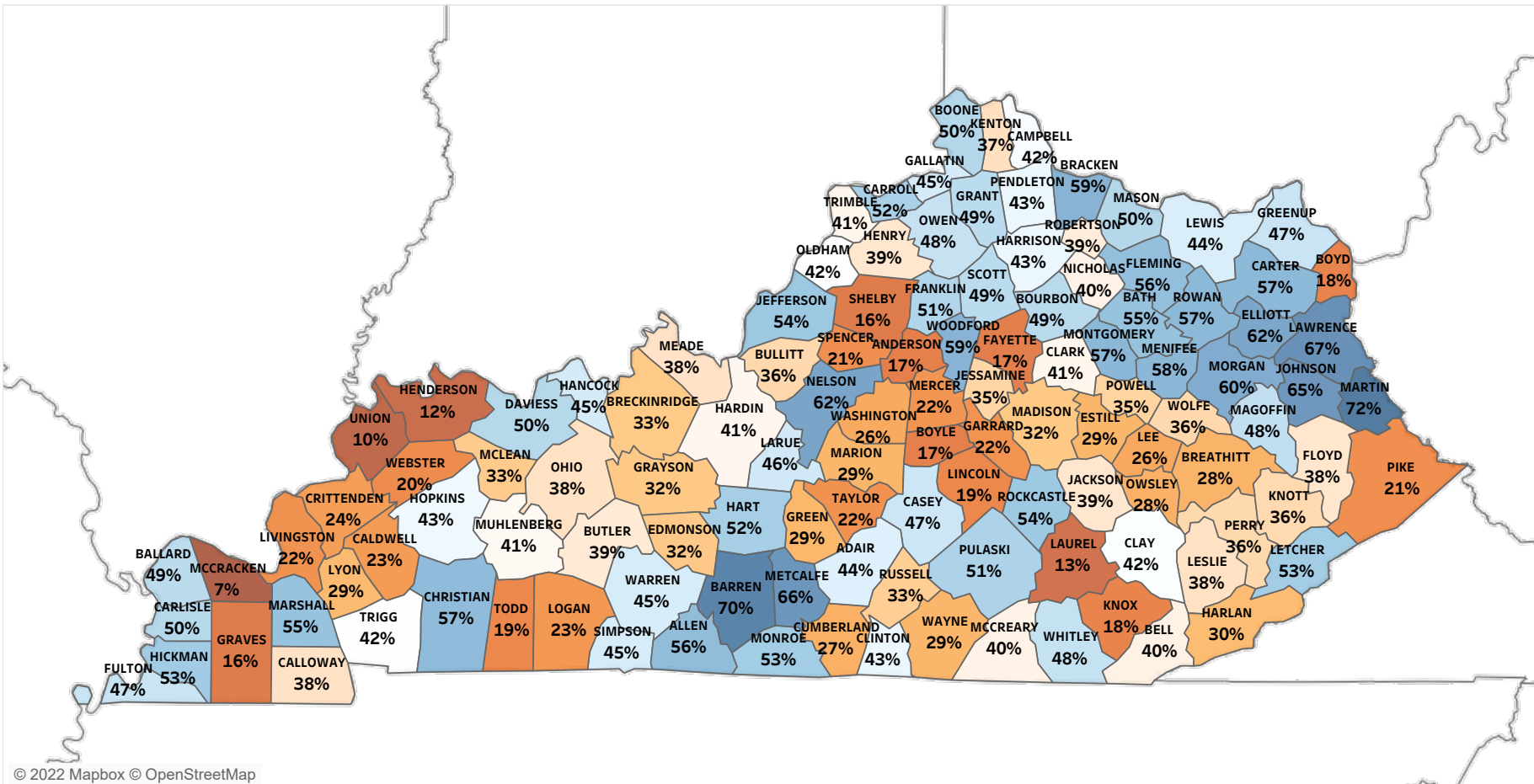


ADMINISTRATIVE OFFICE OF THE COURT S  
Research and Statistics

District Court Cases Booked CY 2018 STATEWIDE

Percentage of Non-Financial Bond among District Court cases receiving judicial release decision (Excludes Administrative Release and cases with no judicial presentation)

Statewide percentage: 41.5344%



\* Data provided from the Pretrial Information Management System.  
\* A single release bond may apply to multiple cases.  
\* A single case may have multiple different bonds set over time. Only the most recent release bond is reported for each case.





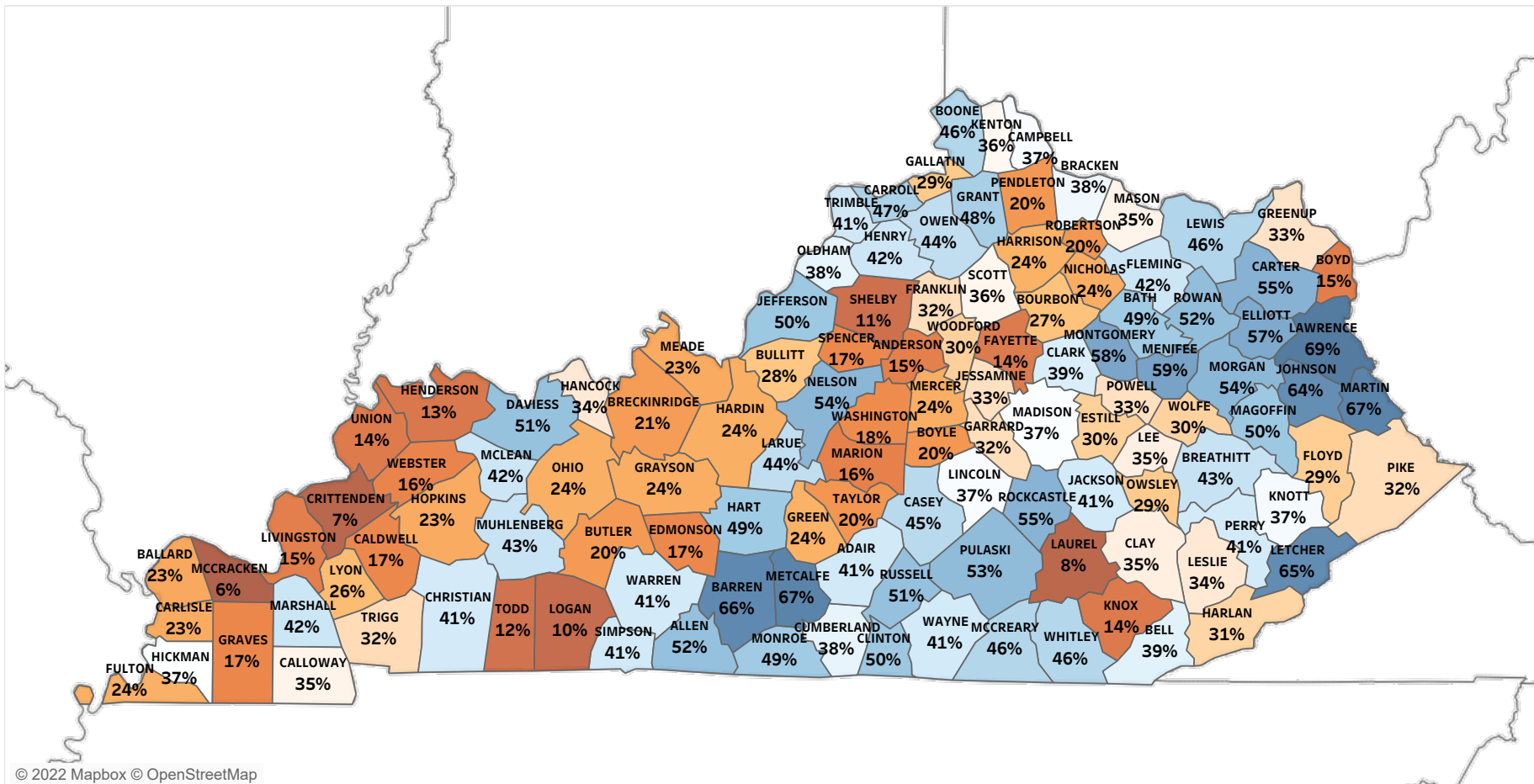


### ADMINISTRATIVE OFFICE OF THE COURT S Research and Statistics

#### District Court Cases Booked CY 2021 STATEWIDE

Percentage of Non-Financial Bond among District Court cases receiving judicial release decision (Excludes Administrative Release and cases with no judicial presentation)

Statewide percentage: 36.4743%



© 2022 Mapbox © OpenStreetMap

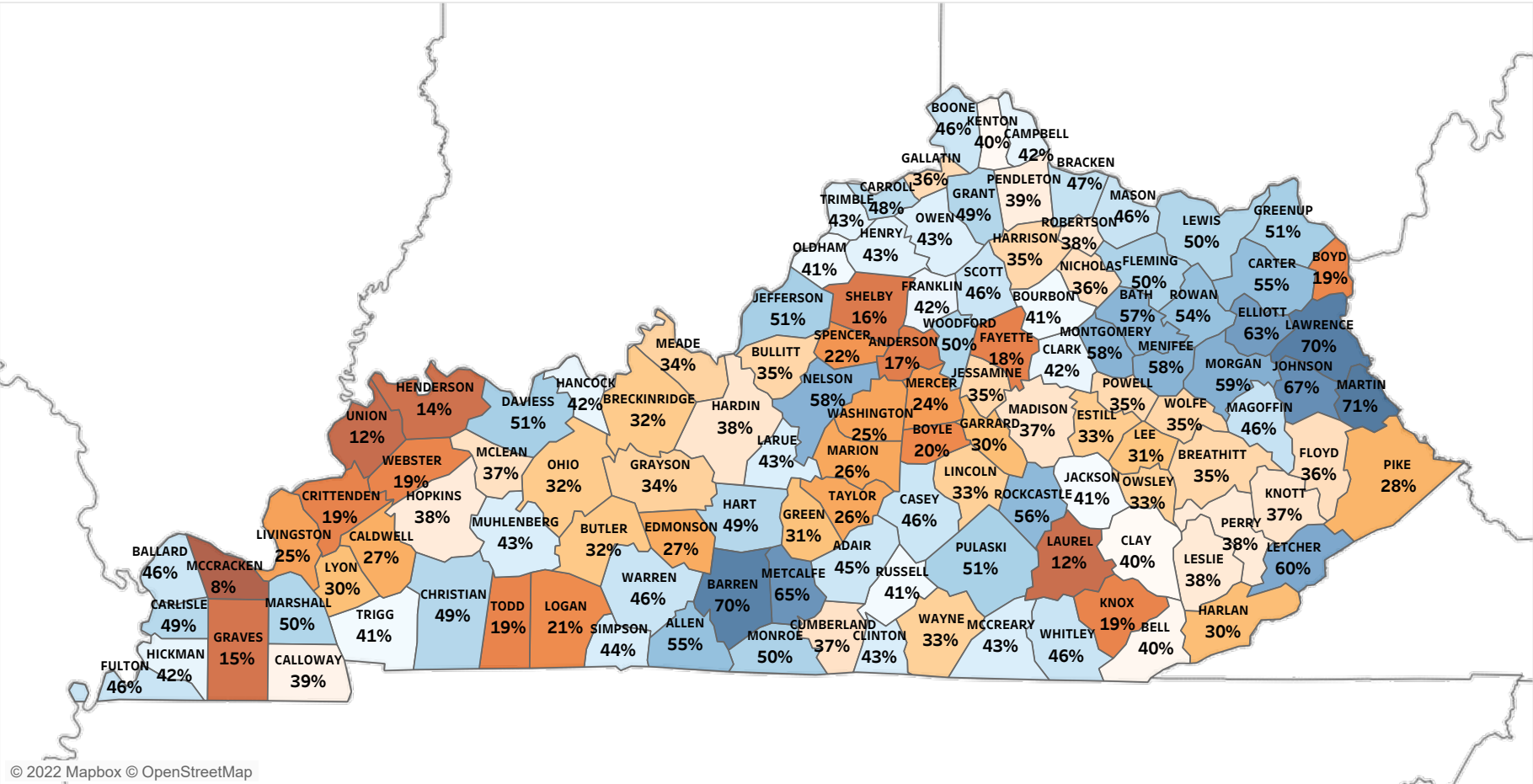
\* Data provided from the Pretrial Information Management System.  
 \* A single release bond may apply to multiple cases.  
 \* A single case may have multiple different bonds set over time. Only the most recent release bond is reported for each case.



ADMINISTRATIVE OFFICE OF THE COURT S  
Research and Statistics

District Court Cases Booked CY 2017 - CY 2021 STATEWIDE

Percentage of Non-Financial Bond among District Court cases receiving judicial release decision (Excludes Administrative Release and cases with no judicial presentation)  
Statewide percentage: 40.4270%



© 2022 Mapbox © OpenStreetMap

\* Data provided from the Pretrial Information Management System.  
\* A single release bond may apply to multiple cases.  
\* A single case may have multiple different bonds set over time. Only the most recent release bond is reported for each case.