



The Department of Information and Technology Services
Research and Statistics
1001 Vandalay Drive
Frankfort, KY 40601
(502) 573-2350

PRETRIAL RELEASE OUTCOMES AND DEFENDANT RACE WITH PRETRIAL CUSTODY ENDING IN CY 2017-2021 BY COUNTY

May 18, 2022

Statistics Request Overall Description

On April 22, 2022, the Kentucky Center for Economic Policy requested a report of the racial proportionality of pretrial defendants according to whether or not they received pretrial release for pretrial interviews with custody ending from calendar year (CY) 2017 through 2021.

PRIM, the information system used by Pretrial Services, was queried for interview, case, and bond data for any interview in which a period of pretrial custody ended from 1/1/2017 to 12/31/2021.

A pretrial interview may apply to multiple cases simultaneously and may receive one or more release decisions over time. The most recent release decision and outcome for any related case is reported for each interview uniquely for each jurisdiction (Circuit and District Court). If a single interview has at least one Circuit case and at least one District case, release decisions and release outcomes will be reported separately for each jurisdiction. A defendant is not considered released unless they are indicated as released on ALL cases of that jurisdiction included in an interview. For instance, a defendant may receive a recognizance bond for a case with minor charges but remain in custody on cash bail on a separate case.

Statistical Report (19_PINS8020)

The report consists of three hundred and eight (308) pages, separated by Court Jurisdiction. Circuit Court is presented on pages 1 – 154, and District Court is presented on pages 155 - 308.

The report is broken down as follows once for each Court Jurisdiction:

Defendant Race Proportions by Release Outcome

Horizontal bar chart that depicts the percentage of defendant race for pretrial interviews, grouped by pretrial release outcome, and for all pretrial interviews together.

A table at the bottom of this page displays the same information in cross-tab format.

Release Outcome Proportions by Defendant Race

A horizontal bar chart that depicts the percentage of each pretrial release outcome for each defendant race, grouped by race. Below this chart is a table that displays the same information, in a crosstab format.

Defendant Race Proportions by Release Outcome

Horizontal bar chart that depicts the percentage of defendant race for pretrial interviews, grouped by pretrial release outcome, and for all pretrial interviews together.

PRETRIAL RELEASE OUTCOMES AND DEFENDANT RACE WITH PRETRIAL CUSTODY ENDING IN CY 2017-2021 BY COUNTY

Statistical Report (19_PINS8020)

A table at the bottom of this page displays the same information, in cross-tab format.

Release Outcome Proportions by Defendant Race

A horizontal bar chart that depicts the percentage of each pretrial release outcome for each defendant race, grouped by race. Below this chart is a table that displays the same information, in a crosstab format.

*Kentucky State Population

The racial proportions of the Kentucky state population¹ is included as a referenced. The population of residents aged 15 and above is used as the data source partitions age into five-year chunks.

Statistical Analysis Considerations:

- These statistics represent a snapshot in time of the state of the data on the date the report was generated (5/16/2022).
- This report Excludes interviews in which custody ended as a result of escape, release in error, or transfer to another secure facility.
- This report includes those interviews not eligible for pretrial release due to Corrections or other custody “holder” factors. Release rate data from other states may exclude such ineligible interviews, and as such release rates reported here may not be comparable.
- A pretrial interview may include one or more cases from Circuit Court, District Court, or both. Each pretrial interview captures the time a given defendant spent in custody from the time of the earliest arrest and latest release for all related cases.
- Counts of cases do not necessarily represent counts of unique individuals, as the same individual may have multiple pretrial interviews in any given period of time.
- The end of pretrial custody for each case is determined by the earlier of either the disposition date of the case (recorded as the alternative release code Disposed Prior to Release) or release date from the most recent bond if the bond resulted in pretrial release. For each interview, the end of custody is determined as the latest date determined in this way for any case related to the interview. Some interviews may contain a combination of cases with pretrial release on a bond and cases that reached disposition without pretrial release. These might be, for instance, an interview with multiple cases held on cash bail that is originally not posted, but once one or more cases reach disposition, bail is posted for those that remain (this is considered pretrial release for the interview), or an interview containing multiple cases in which a less serious case is granted a release bond but a more serious case is not or for which the defendant does not post bail (this is considered not to be pretrial release at the interview level assuming the date the defendant leaves custody is the disposition of the last case). The interview is considered to have either been released or not depending on whether the latest release date for any case is either a pretrial release bond or the disposition of a case.

¹ 2019 Single-race Population Estimates for Ages 15 and Older Only, United States July 1st resident population by state, county, age (15 years and up), sex, single-race, and Hispanic origin, on CDC WONDER Online Database. Vintage 2017 estimates released by U.S. Census Bureau on June 25, 2020. Refer to the [data source information](#) and also [Population Estimates](#) at the Census Bureau web site. Retrieved from <https://wonder.cdc.gov/wonder/help/single-race.html#Source> on November 3, 2021.

**PRETRIAL RELEASE OUTCOMES AND DEFENDANT RACE WITH
PRETRIAL CUSTODY ENDING IN CY 2017-2021 BY COUNTY**

Data Variables Requested		
Database	Data Variable	Description
PRIM	Holding County	The name of the county in which the interview's defendant was most recently indicated to be in custody.
	Date Ending Pretrial Custody	The date on which a defendant is released from pretrial custody tracked as a pretrial interview. All cases must receive bond release or some other factor ending pretrial release (see Release Outcome). The custody end date is the most recent custody end date for any case related to the interview. For a case, the custody end date is the earliest of any non-bond release or other release as indicated below. This report contains interviews with pretrial custody ending in CY 2017-2021.
	Release Outcome	An indication of the manner in which a defendant was released from pretrial custody: <p>Detained Until Disposition: Without being given pretrial release, the defendant was released upon the disposition of all cases in this interview from a given jurisdiction.</p> <p>Indictment: Indicates that pretrial custody on one or more District cases ended with an indictment to Circuit Court while the defendant was in pretrial custody. Indictment outcomes reported outside of the District-Felony group typically result from expungement or charges amended up following the initial filing of the case.</p> <p>60-Day Rule: Released after 60 days of pretrial custody on a District Court case.</p> <p>Financial Release: Types of release in which money or property must be posted prior to release.</p> <ul style="list-style-type: none"> • 10% • Cash • Guaranteed Arrest Bond Certificate • Property • Partially Secured or Percent Bond • Stock and Bonds

**PRETRIAL RELEASE OUTCOMES AND DEFENDANT RACE WITH
PRETRIAL CUSTODY ENDING IN CY 2017-2021 BY COUNTY**

Data Variables Requested		
		<p>Non-Financial Release: Types of release in which no money or property must be posted prior to release.</p> <ul style="list-style-type: none"> • Release on Recognizance • Surety • Unsecured • No Probable Cause • 60-Day Rule <p>Administrative Release: Released with Administrative Release as described above. Defendants assessed as low or moderate risk; not charged with offenses identified as public safety concerns, contempt, probation violation, bail jumping, the violation of a protection order, and who have not previously violated a condition of pretrial release or failed to appear in court may be released on their own recognizance without a bond hearing. The use of this option was discretionary per judge as of 11/1/2015 and became mandatory statewide on 1/1/2017. The specific criteria for Administrative Release have changed several times since initial implementation, including many changes implemented in response to the COVID-19 pandemic.</p> <p>Indictment Summons: Indicates that a defendant already released on a District Felony case was not brought back into custody following an indictment, but that the same release conditions were maintained by the Circuit Court and the defendant was issued a summons. There is no time in custody for this outcome.</p> <p>Transfer: Indicates that pretrial custody for all cases of a given jurisdiction related to this interview had pretrial custody end when the defendant was transferred to another secure facility or to a substance use treatment facility.</p> <p>Escape/Error: Indicates that a defendant was released in error or escaped.</p>
	Defendant Race	<p>The race and ethnicity of the defendant of each pretrial interview, reported in the following categories:</p> <ul style="list-style-type: none"> • Black: African American Non-Hispanic • Hispanic: Any race with Hispanic ethnicity

**PRETRIAL RELEASE OUTCOMES AND DEFENDANT RACE WITH
PRETRIAL CUSTODY ENDING IN CY 2017-2021 BY COUNTY**

Data Variables Requested		
		<p>indicated</p> <ul style="list-style-type: none"> • White: Caucasian Non-Hispanic • Other/Unknown: Non-Hispanic Asian, American Indian, or any race indicated as “Other” or “Unknown”; or any missing entries.
	Interviews	The number of distinct pretrial interviews. The pretrial interview is the central data unit used in PRIM, capturing any data related to a discrete period of pretrial custody for a single defendant, which may apply to one or more cases. A single defendant may have multiple pretrial interviews during any given period of time. Release outcomes and measurements of time in custody are captured separately for each jurisdiction (Circuit and District Court) for any interview including at least one case from each jurisdiction.
	Jurisdiction	The jurisdiction in which a criminal case was filed (Circuit or District Court). Interviews related to cases in both jurisdictions have custody reported separately for each jurisdiction.

Disclaimer Associated with KCOJ/AOC Database(s) and Element(s)

RESEARCH AND STATISTICS DISCLAIMER for PRETRIAL SERVICES REQUESTS

The data from this report is provided from the Pretrial Services program. Information received from the Pretrial Services program’s electronic case management system (PRIM) is subject to change(s), reprogramming, modification(s) of format and availability at the direction of the Administrative Office of the Courts (AOC), and may not at any particular moment reflect the true status of court cases due to ordinary limitation(s), delay(s) or error(s) in the system’s operation.

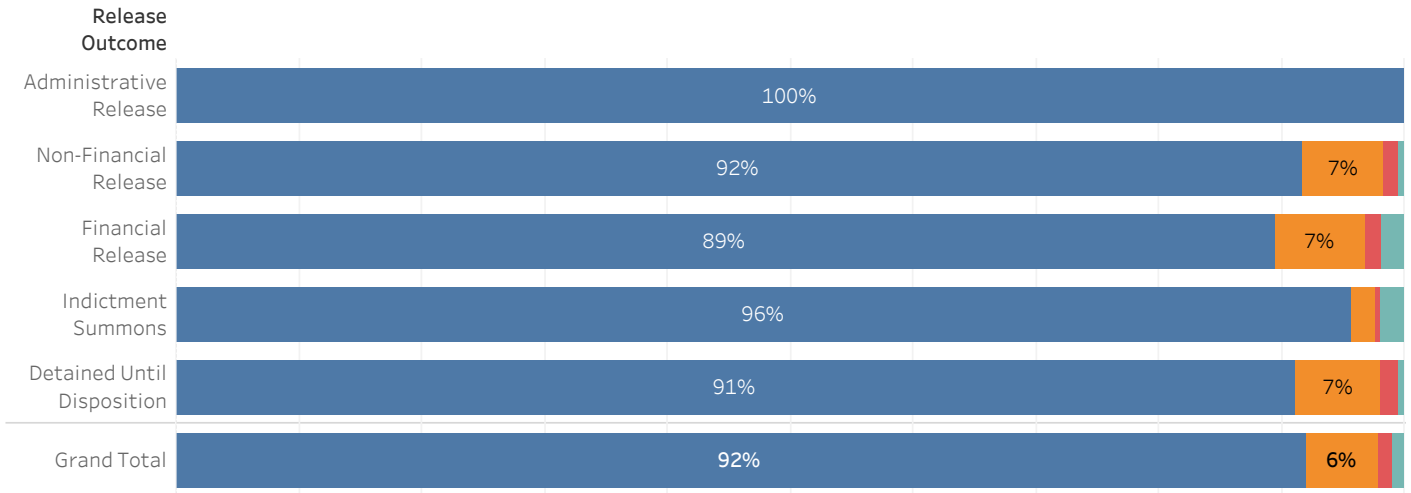


ADMINISTRATIVE OFFICE OF THE COURTS
Research and Statistics

Circuit Court Pretrial Interviews with Custody Ending
CY 2017-2021 ADAIR COUNTY

White Black Hispanic Other/Unknown

Defendant Race Proportions by Release Outcome



Kentucky State Population*



Kentucky State Population*

White	Black	Hispanic	Other/Unknown	Total
3,112,654	297,705	118,427	112,664	3,641,450

Defendant Race Proportions by Release Outcome

		White	Black	Hispanic	Other/Unknown	Grand Total
Administrative Release	Interviews	30				30
	% of Interviews	100%				100%
Non-Financial Release	Interviews	395	29	5	2	431
	% of Interviews	92%	7%	1%	0%	100%
Financial Release	Interviews	246	20	4	5	275
	% of Interviews	89%	7%	1%	2%	100%
Indictment Summons	Interviews	243	5	1	5	254
	% of Interviews	96%	2%	0%	2%	100%
Detained Until Disposition	Interviews	368	28	6	2	404
	% of Interviews	91%	7%	1%	0%	100%
All Pretrial Interviews	Interviews	1,282	82	16	14	1,394
	% of Interviews	92%	6%	1%	1%	100%

* Data is provided from the Pretrial Information Management System

* Counts and percentages are of pretrial interviews.

* A single individual may have one or more pretrial interviews during the reported timeframe.

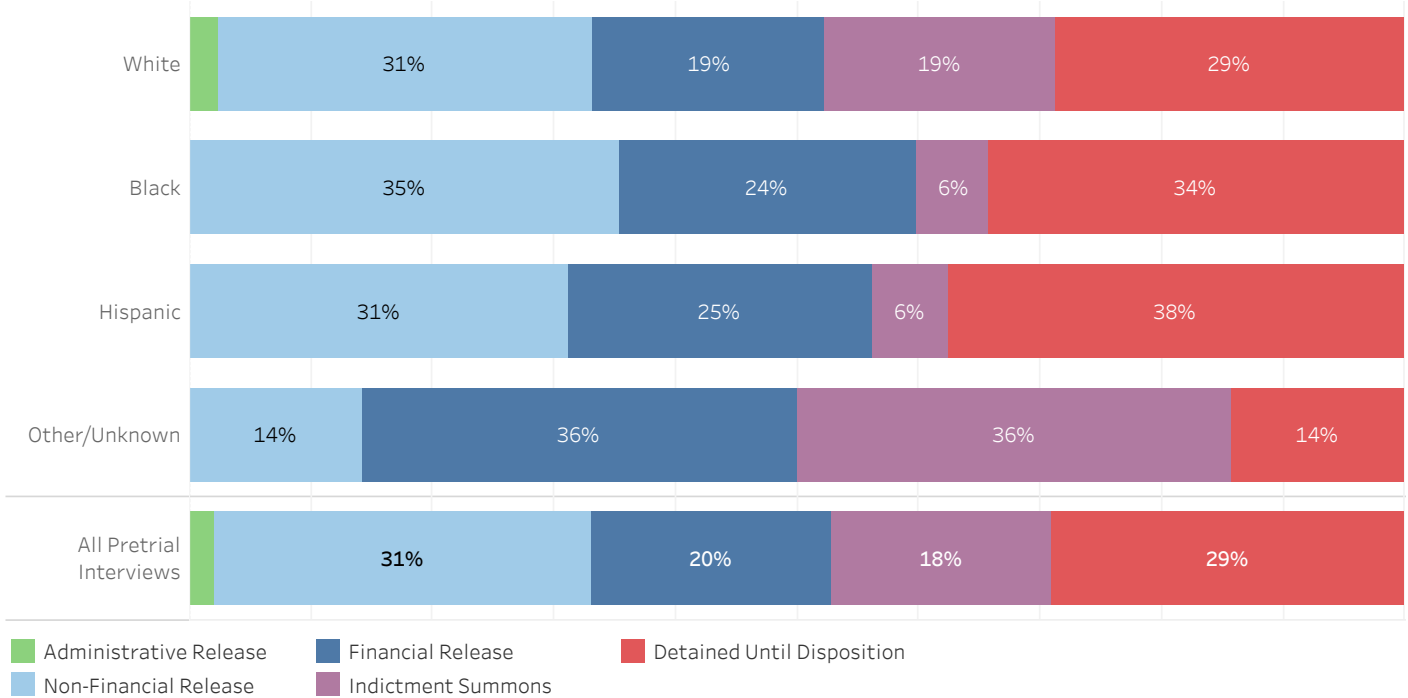
* 2019 Single-Race Population Estimates for Ages 15 and Older Only on CDC WONDER Online Database. Retrieved from <https://wonder.cdc.gov/wonder/help/single-race.html#Source> on November 3, 2021.



ADMINISTRATIVE OFFICE OF THE COURTS
Research and Statistics

Circuit Court Pretrial Interviews with Custody Ending
CY 2017-2021 ADAIR COUNTY

Release Outcome Proportions by Defendant Race



Release Outcome Proportions by Defendant Race

		Administrative Release	Non-Financial Release	Financial Release	Indictment Summons	Detained Until Disposition	All Pretrial Interviews
White	Interviews	30	395	246	243	368	1,282
	% of Interviews	2%	31%	19%	19%	29%	100%
Black	Interviews		29	20	5	28	82
	% of Interviews		35%	24%	6%	34%	100%
Hispanic	Interviews		5	4	1	6	16
	% of Interviews		31%	25%	6%	38%	100%
Other/Unknown	Interviews		2	5	5	2	14
	% of Interviews		14%	36%	36%	14%	100%
All Pretrial Interviews	Interviews	30	431	275	254	404	1,394
	% of Interviews	2%	31%	20%	18%	29%	100%

* Data is provided from the Pretrial Information Management System

* Counts and percentages are of pretrial interviews.

* A single individual may have one or more pretrial interviews during the reported timeframe.

* 2019 Single-Race Population Estimates for Ages 15 and Older Only on CDC WONDER Online Database. Retrieved from <https://wonder.cdc.gov/wonder/help/single-race.html#Source> on November 3, 2021.

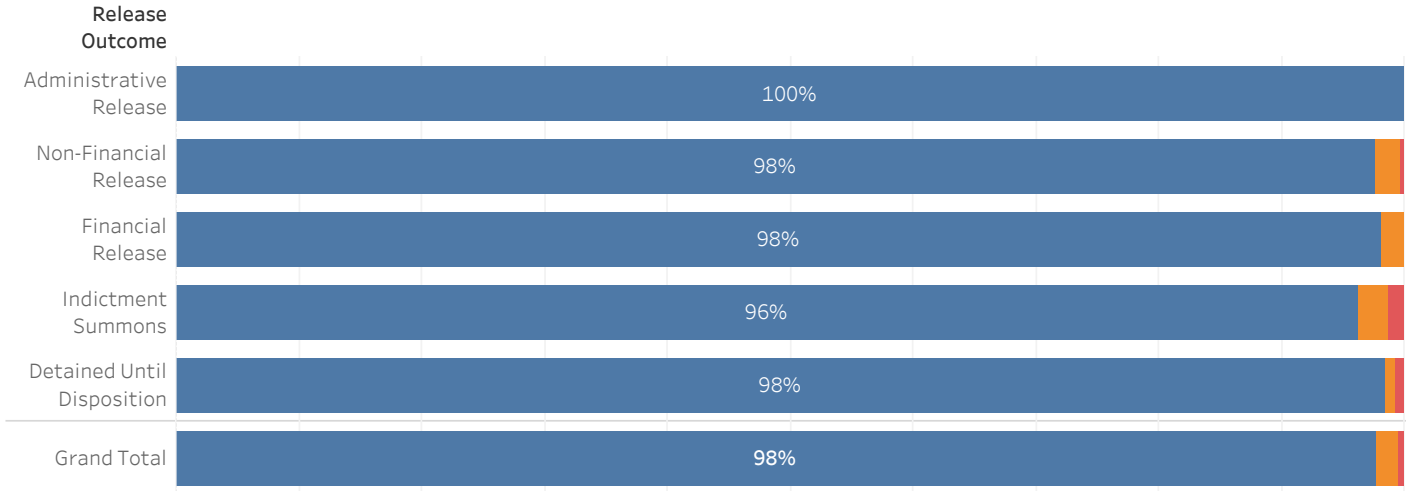


ADMINISTRATIVE OFFICE OF THE COURTS
Research and Statistics

Circuit Court Pretrial Interviews with Custody Ending
CY 2017-2021 ALLEN COUNTY

White Black Hispanic Other/Unknown

Defendant Race Proportions by Release Outcome



Kentucky State Population*



Kentucky State Population*

White	Black	Hispanic	Other/Unknown	Total
3,112,654	297,705	118,427	112,664	3,641,450

Defendant Race Proportions by Release Outcome

		White	Black	Hispanic	Grand Total
Administrative Release	Interviews	11			11
	% of Interviews	100%			100%
Non-Financial Release	Interviews	320	7	1	328
	% of Interviews	98%	2%	0%	100%
Financial Release	Interviews	159	3		162
	% of Interviews	98%	2%		100%
Indictment Summons	Interviews	76	2	1	79
	% of Interviews	96%	3%	1%	100%
Detained Until Disposition	Interviews	124	1	1	126
	% of Interviews	98%	1%	1%	100%
All Pretrial Interviews	Interviews	690	13	3	706
	% of Interviews	98%	2%	0%	100%

* Data is provided from the Pretrial Information Management System

* Counts and percentages are of pretrial interviews.

* A single individual may have one or more pretrial interviews during the reported timeframe.

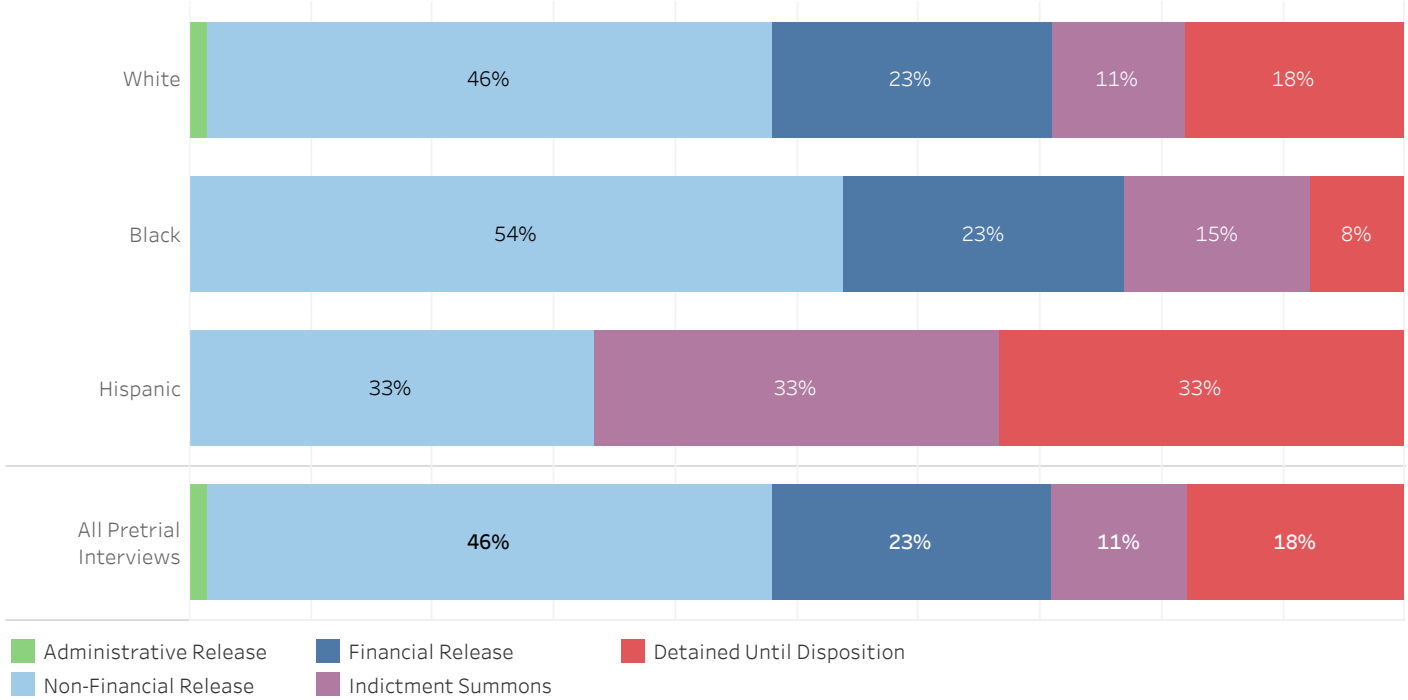
* 2019 Single-Race Population Estimates for Ages 15 and Older Only on CDC WONDER Online Database. Retrieved from <https://wonder.cdc.gov/wonder/help/single-race.html#Source> on November 3, 2021.



ADMINISTRATIVE OFFICE OF THE COURTS
Research and Statistics

Circuit Court Pretrial Interviews with Custody Ending
CY 2017-2021 ALLEN COUNTY

Release Outcome Proportions by Defendant Race



Release Outcome Proportions by Defendant Race

		Administrative Release	Non-Financial Release	Financial Release	Indictment Summons	Detained Until Disposition	All Pretrial Interviews
White	Interviews	11	320	159	76	124	690
	% of Interviews	2%	46%	23%	11%	18%	100%
Black	Interviews		7	3	2	1	13
	% of Interviews		54%	23%	15%	8%	100%
Hispanic	Interviews		1		1	1	3
	% of Interviews		33%		33%	33%	100%
All Pretrial Interviews	Interviews	11	328	162	79	126	706
	% of Interviews	2%	46%	23%	11%	18%	100%

* Data is provided from the Pretrial Information Management System

* Counts and percentages are of pretrial interviews.

* A single individual may have one or more pretrial interviews during the reported timeframe.

* 2019 Single-Race Population Estimates for Ages 15 and Older Only on CDC WONDER Online Database. Retrieved from <https://wonder.cdc.gov/wonder/help/single-race.html#Source> on November 3, 2021.

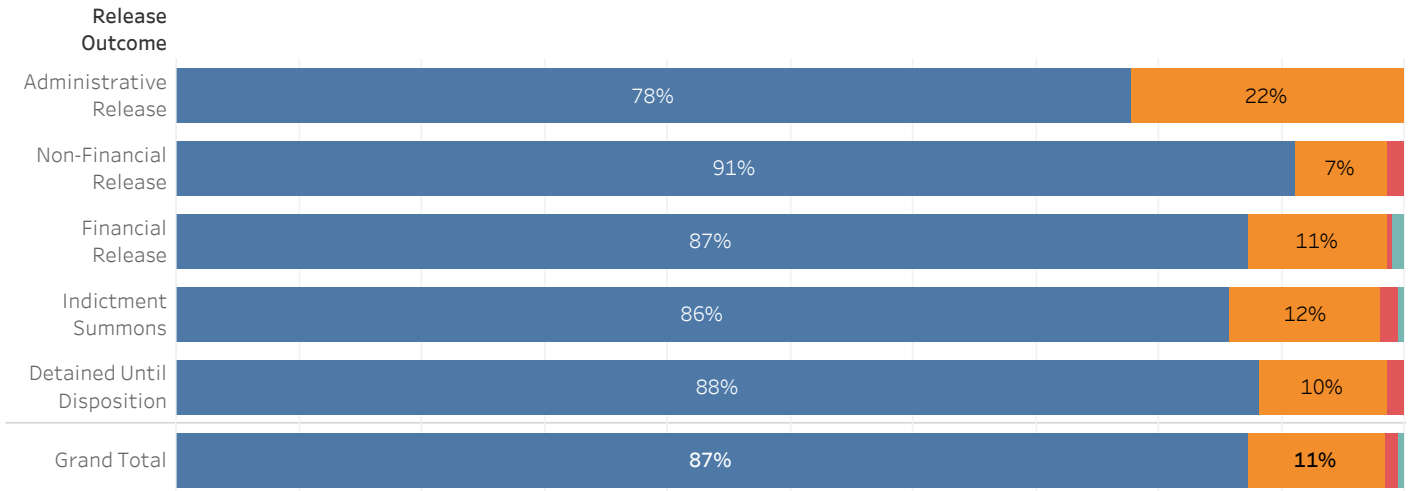


ADMINISTRATIVE OFFICE OF THE COURTS
Research and Statistics

Circuit Court Pretrial Interviews with Custody Ending
CY 2017-2021 BALLARD COUNTY

White Black Hispanic Other/Unknown

Defendant Race Proportions by Release Outcome



Kentucky State Population*



Kentucky State Population*

White	Black	Hispanic	Other/Unknown	Total
3,112,654	297,705	118,427	112,664	3,641,450

Defendant Race Proportions by Release Outcome

		White	Black	Hispanic	Other/Unknown	Grand Total
Administrative Release	Interviews	7	2			9
	% of Interviews	78%	22%			100%
Non-Financial Release	Interviews	62	5	1		68
	% of Interviews	91%	7%	1%		100%
Financial Release	Interviews	247	32	1	3	283
	% of Interviews	87%	11%	0%	1%	100%
Indictment Summons	Interviews	222	32	4	1	259
	% of Interviews	86%	12%	2%	0%	100%
Detained Until Disposition	Interviews	239	28	4		271
	% of Interviews	88%	10%	1%		100%
All Pretrial Interviews	Interviews	777	99	10	4	890
	% of Interviews	87%	11%	1%	0%	100%

* Data is provided from the Pretrial Information Management System

* Counts and percentages are of pretrial interviews.

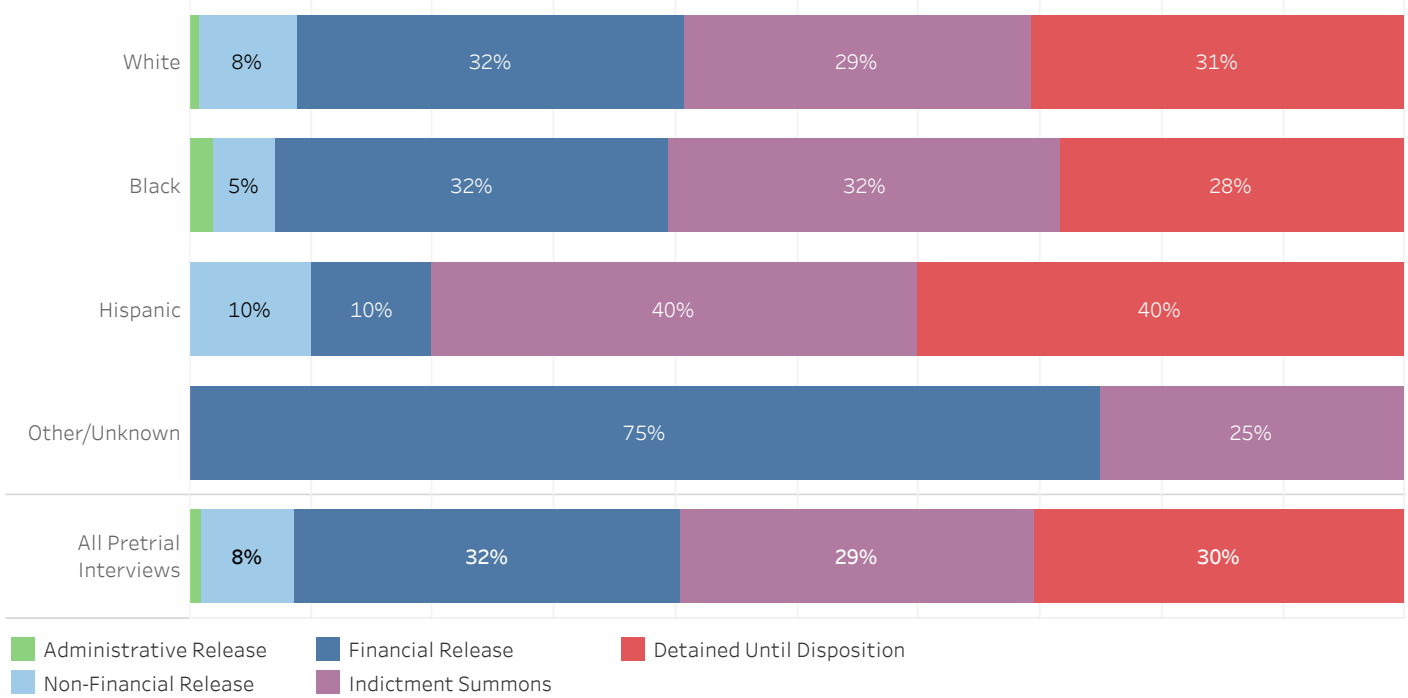
* A single individual may have one or more pretrial interviews during the reported timeframe.

* 2019 Single-Race Population Estimates for Ages 15 and Older Only on CDC WONDER Online Database. Retrieved from <https://wonder.cdc.gov/wonder/help/single-race.html#Source> on November 3, 2021.



**Circuit Court Pretrial Interviews with Custody Ending
CY 2017-2021 BALLARD COUNTY**

Release Outcome Proportions by Defendant Race



Release Outcome Proportions by Defendant Race

		Administrative Release	Non-Financial Release	Financial Release	Indictment Summons	Detained Until Disposition	All Pretrial Interviews
White	Interviews	7	62	247	222	239	777
	% of Interviews	1%	8%	32%	29%	31%	100%
Black	Interviews	2	5	32	32	28	99
	% of Interviews	2%	5%	32%	32%	28%	100%
Hispanic	Interviews		1	1	4	4	10
	% of Interviews		10%	10%	40%	40%	100%
Other/Unknown	Interviews			3	1		4
	% of Interviews			75%	25%		100%
All Pretrial Interviews	Interviews	9	68	283	259	271	890
	% of Interviews	1%	8%	32%	29%	30%	100%

* Data is provided from the Pretrial Information Management System

* Counts and percentages are of pretrial interviews.

* A single individual may have one or more pretrial interviews during the reported timeframe.

* 2019 Single-Race Population Estimates for Ages 15 and Older Only on CDC WONDER Online Database. Retrieved from <https://wonder.cdc.gov/wonder/help/single-race.html#Source> on November 3, 2021.

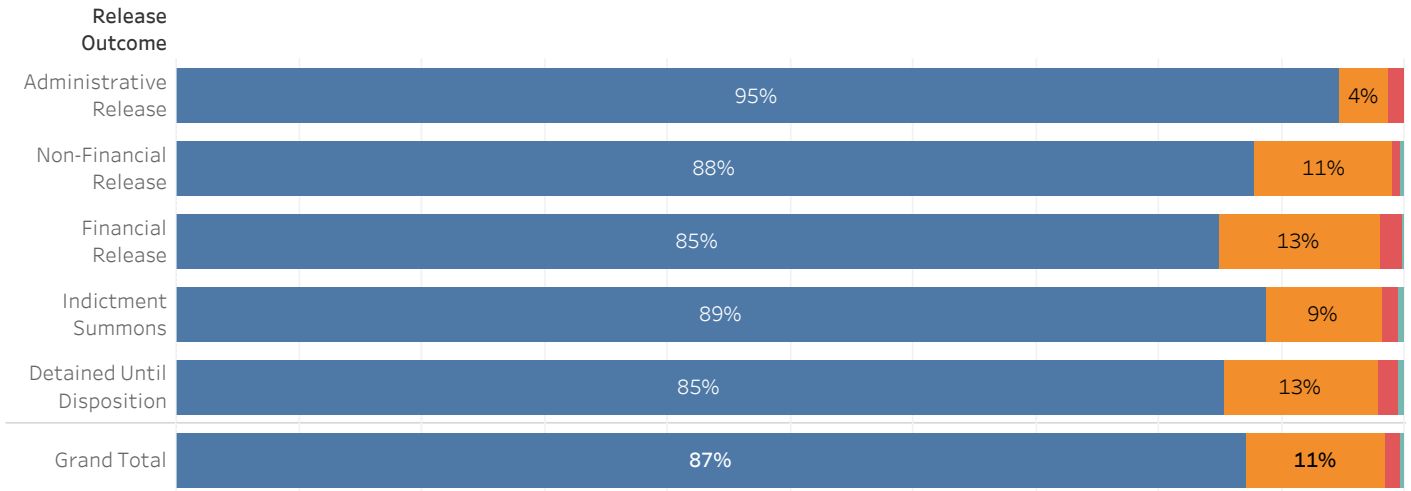


ADMINISTRATIVE OFFICE OF THE COURTS
Research and Statistics

Circuit Court Pretrial Interviews with Custody Ending
CY 2017-2021 BARREN COUNTY

White Black Hispanic Other/Unknown

Defendant Race Proportions by Release Outcome



Kentucky State Population*



Kentucky State Population*

White	Black	Hispanic	Other/Unknown	Total
3,112,654	297,705	118,427	112,664	3,641,450

Defendant Race Proportions by Release Outcome

		White	Black	Hispanic	Other/Unknown	Grand Total
Administrative Release	Interviews	72	3	1		76
	% of Interviews	95%	4%	1%		100%
Non-Financial Release	Interviews	1,062	136	8	4	1,210
	% of Interviews	88%	11%	1%	0%	100%
Financial Release	Interviews	389	60	8	1	458
	% of Interviews	85%	13%	2%	0%	100%
Indictment Summons	Interviews	525	55	8	3	591
	% of Interviews	89%	9%	1%	1%	100%
Detained Until Disposition	Interviews	667	98	13	3	781
	% of Interviews	85%	13%	2%	0%	100%
All Pretrial Interviews	Interviews	2,715	352	38	11	3,116
	% of Interviews	87%	11%	1%	0%	100%

* Data is provided from the Pretrial Information Management System

* Counts and percentages are of pretrial interviews.

* A single individual may have one or more pretrial interviews during the reported timeframe.

* 2019 Single-Race Population Estimates for Ages 15 and Older Only on CDC WONDER Online Database. Retrieved from <https://wonder.cdc.gov/wonder/help/single-race.html#Source> on November 3, 2021.

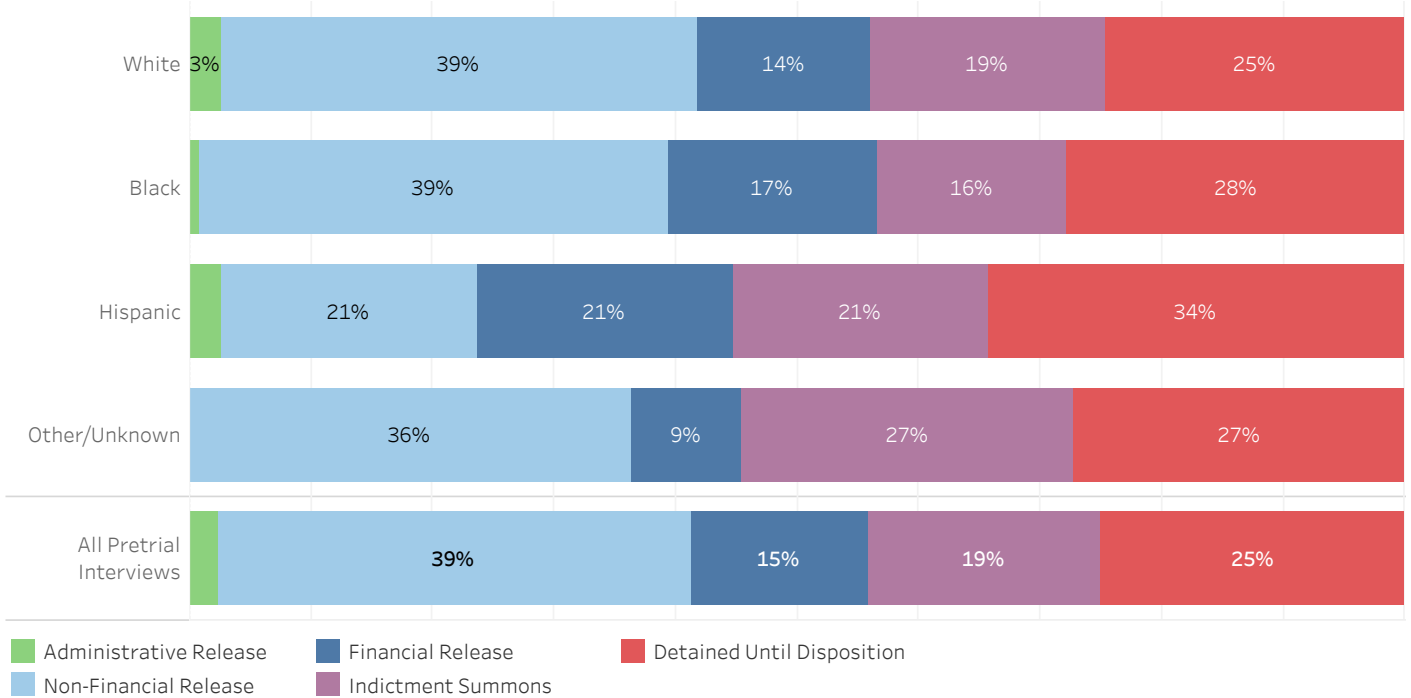


ADMINISTRATIVE OFFICE OF THE COURTS
Research and Statistics

19_PINS8020

Circuit Court Pretrial Interviews with Custody Ending
CY 2017-2021 BARREN COUNTY

Release Outcome Proportions by Defendant Race



Release Outcome Proportions by Defendant Race

		Administrative Release	Non-Financial Release	Financial Release	Indictment Summons	Detained Until Disposition	All Pretrial Interviews
White	Interviews	72	1,062	389	525	667	2,715
	% of Interviews	3%	39%	14%	19%	25%	100%
Black	Interviews	3	136	60	55	98	352
	% of Interviews	1%	39%	17%	16%	28%	100%
Hispanic	Interviews	1	8	8	8	13	38
	% of Interviews	3%	21%	21%	21%	34%	100%
Other/Unknown	Interviews		4	1	3	3	11
	% of Interviews		36%	9%	27%	27%	100%
All Pretrial Interviews	Interviews	76	1,210	458	591	781	3,116
	% of Interviews	2%	39%	15%	19%	25%	100%

* Data is provided from the Pretrial Information Management System

* Counts and percentages are of pretrial interviews.

* A single individual may have one or more pretrial interviews during the reported timeframe.

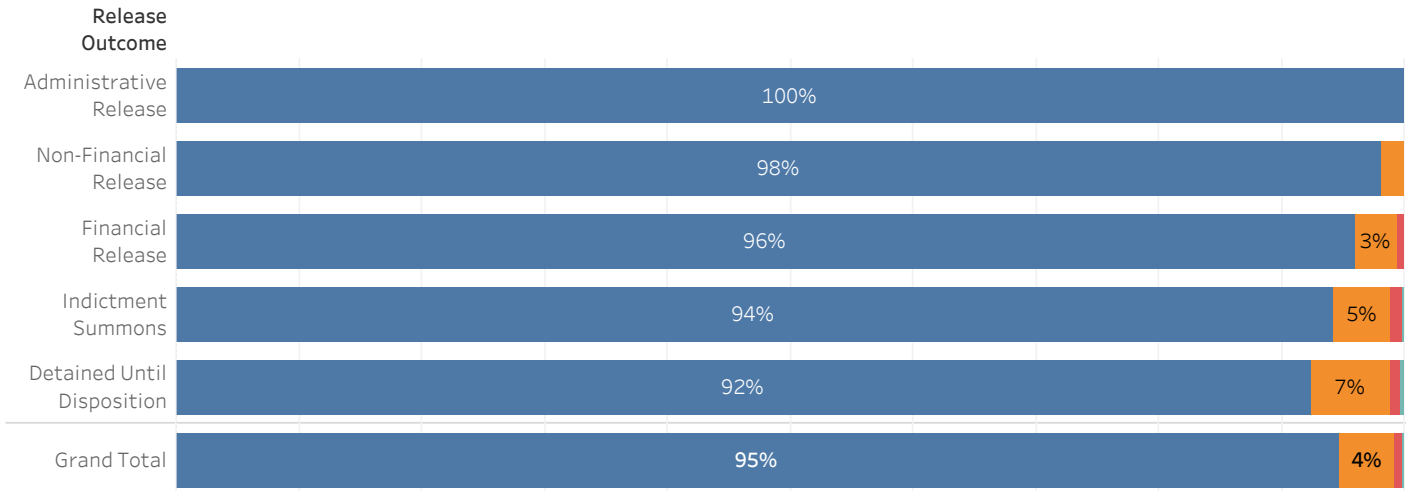
* 2019 Single-Race Population Estimates for Ages 15 and Older Only on CDC WONDER Online Database. Retrieved from <https://wonder.cdc.gov/wonder/help/single-race.html#Source> on November 3, 2021.



**Circuit Court Pretrial Interviews with Custody Ending
CY 2017-2021 BELL COUNTY**

■ White ■ Black ■ Hispanic ■ Other/Unknown

Defendant Race Proportions by Release Outcome



Kentucky State Population*



Kentucky State Population*

White	Black	Hispanic	Other/Unknown	Total
3,112,654	297,705	118,427	112,664	3,641,450

Defendant Race Proportions by Release Outcome

		White	Black	Hispanic	Other/Unknown	Grand Total
Administrative Release	Interviews	29				29
	% of Interviews	100%				100%
Non-Financial Release	Interviews	264	5			269
	% of Interviews	98%	2%			100%
Financial Release	Interviews	553	20	3		576
	% of Interviews	96%	3%	1%		100%
Indictment Summons	Interviews	671	34	7	1	713
	% of Interviews	94%	5%	1%	0%	100%
Detained Until Disposition	Interviews	553	39	5	2	599
	% of Interviews	92%	7%	1%	0%	100%
All Pretrial Interviews	Interviews	2,070	98	15	3	2,186
	% of Interviews	95%	4%	1%	0%	100%

* Data is provided from the Pretrial Information Management System

* Counts and percentages are of pretrial interviews.

* A single individual may have one or more pretrial interviews during the reported timeframe.

* 2019 Single-Race Population Estimates for Ages 15 and Older Only on CDC WONDER Online Database. Retrieved from <https://wonder.cdc.gov/wonder/help/single-race.html#Source> on November 3, 2021.

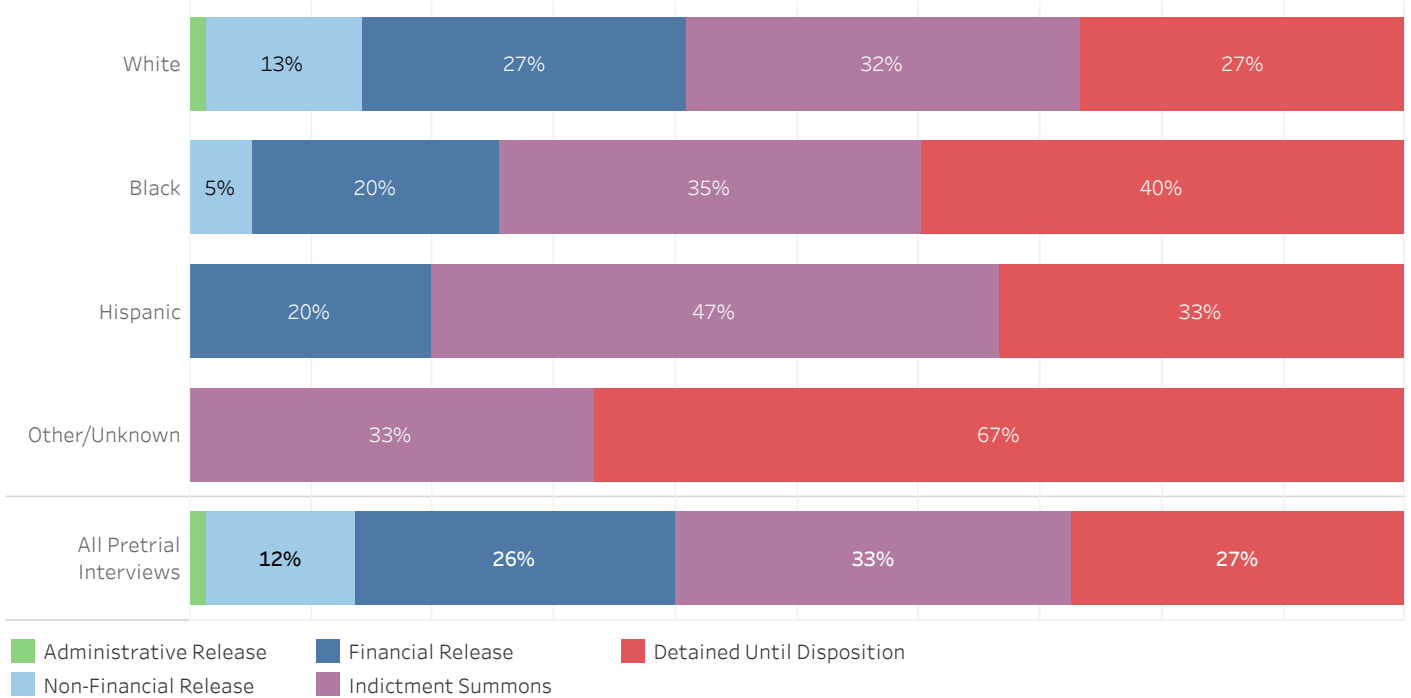


ADMINISTRATIVE OFFICE OF THE COURTS
Research and Statistics

19_PINS8020

Circuit Court Pretrial Interviews with Custody Ending
CY 2017-2021 BELL COUNTY

Release Outcome Proportions by Defendant Race



Release Outcome Proportions by Defendant Race

		Administrative Release	Non-Financial Release	Financial Release	Indictment Summons	Detained Until Disposition	All Pretrial Interviews
White	Interviews	29	264	553	671	553	2,070
	% of Interviews	1%	13%	27%	32%	27%	100%
Black	Interviews		5	20	34	39	98
	% of Interviews		5%	20%	35%	40%	100%
Hispanic	Interviews			3	7	5	15
	% of Interviews			20%	47%	33%	100%
Other/Unknown	Interviews				1	2	3
	% of Interviews				33%	67%	100%
All Pretrial Interviews	Interviews	29	269	576	713	599	2,186
	% of Interviews	1%	12%	26%	33%	27%	100%

* Data is provided from the Pretrial Information Management System

* Counts and percentages are of pretrial interviews.

* A single individual may have one or more pretrial interviews during the reported timeframe.

* 2019 Single-Race Population Estimates for Ages 15 and Older Only on CDC WONDER Online Database. Retrieved from <https://wonder.cdc.gov/wonder/help/single-race.html#Source> on November 3, 2021.

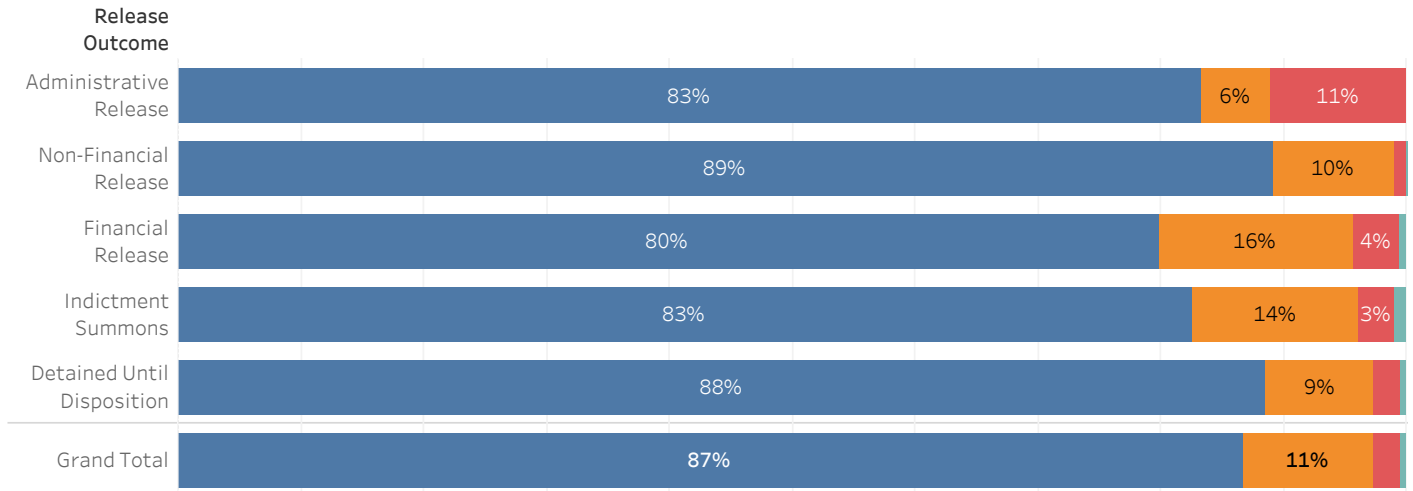


ADMINISTRATIVE OFFICE OF THE COURTS
Research and Statistics

Circuit Court Pretrial Interviews with Custody Ending
CY 2017-2021 BOONE COUNTY

White Black Hispanic Other/Unknown

Defendant Race Proportions by Release Outcome



Kentucky State Population*



Kentucky State Population*

White	Black	Hispanic	Other/Unknown	Total
3,112,654	297,705	118,427	112,664	3,641,450

Defendant Race Proportions by Release Outcome

		White	Black	Hispanic	Other/Unknown	Grand Total
Administrative Release	Interviews	15	1	2		18
	% of Interviews	83%	6%	11%		100%
Non-Financial Release	Interviews	1,260	138	14	1	1,413
	% of Interviews	89%	10%	1%	0%	100%
Financial Release	Interviews	651	129	30	5	815
	% of Interviews	80%	16%	4%	1%	100%
Indictment Summons	Interviews	665	109	23	8	805
	% of Interviews	83%	14%	3%	1%	100%
Detained Until Disposition	Interviews	2,688	270	68	12	3,038
	% of Interviews	88%	9%	2%	0%	100%
All Pretrial Interviews	Interviews	5,279	647	137	26	6,089
	% of Interviews	87%	11%	2%	0%	100%

* Data is provided from the Pretrial Information Management System

* Counts and percentages are of pretrial interviews.

* A single individual may have one or more pretrial interviews during the reported timeframe.

* 2019 Single-Race Population Estimates for Ages 15 and Older Only on CDC WONDER Online Database. Retrieved from <https://wonder.cdc.gov/wonder/help/single-race.html#Source> on November 3, 2021.

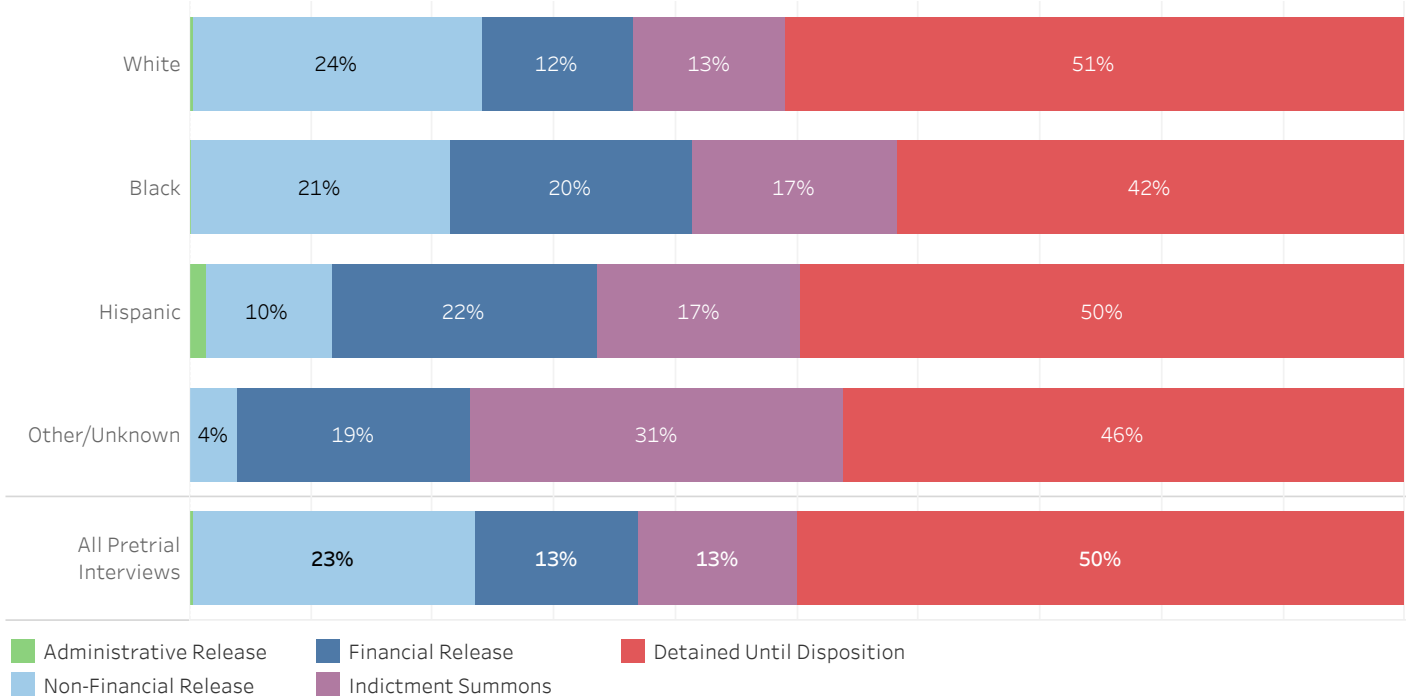


ADMINISTRATIVE OFFICE OF THE COURTS
Research and Statistics

19_PINS8020

Circuit Court Pretrial Interviews with Custody Ending
CY 2017-2021 BOONE COUNTY

Release Outcome Proportions by Defendant Race



Release Outcome Proportions by Defendant Race

		Administrative Release	Non-Financial Release	Financial Release	Indictment Summons	Detained Until Disposition	All Pretrial Interviews
White	Interviews	15	1,260	651	665	2,688	5,279
	% of Interviews	0%	24%	12%	13%	51%	100%
Black	Interviews	1	138	129	109	270	647
	% of Interviews	0%	21%	20%	17%	42%	100%
Hispanic	Interviews	2	14	30	23	68	137
	% of Interviews	1%	10%	22%	17%	50%	100%
Other/Unknown	Interviews		1	5	8	12	26
	% of Interviews		4%	19%	31%	46%	100%
All Pretrial Interviews	Interviews	18	1,413	815	805	3,038	6,089
	% of Interviews	0%	23%	13%	13%	50%	100%

* Data is provided from the Pretrial Information Management System

* Counts and percentages are of pretrial interviews.

* A single individual may have one or more pretrial interviews during the reported timeframe.

* 2019 Single-Race Population Estimates for Ages 15 and Older Only on CDC WONDER Online Database. Retrieved from <https://wonder.cdc.gov/wonder/help/single-race.html#Source> on November 3, 2021.



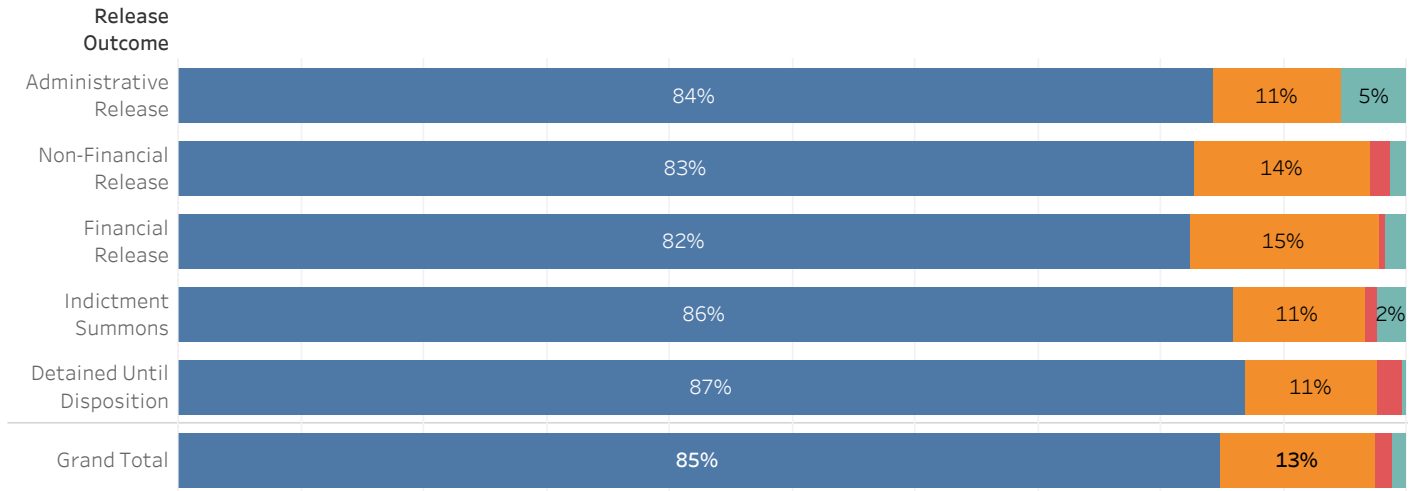
ADMINISTRATIVE OFFICE OF THE COURTS
Research and Statistics

19_PINS8020

Circuit Court Pretrial Interviews with Custody Ending
CY 2017-2021 BOURBON COUNTY

White Black Hispanic Other/Unknown

Defendant Race Proportions by Release Outcome



Kentucky State Population*



Kentucky State Population*

White	Black	Hispanic	Other/Unknown	Total
3,112,654	297,705	118,427	112,664	3,641,450

Defendant Race Proportions by Release Outcome

		White	Black	Hispanic	Other/Unknown	Grand Total
Administrative Release	Interviews	16	2		1	19
	% of Interviews	84%	11%		5%	100%
Non-Financial Release	Interviews	341	59	7	5	412
	% of Interviews	83%	14%	2%	1%	100%
Financial Release	Interviews	436	81	3	9	529
	% of Interviews	82%	15%	1%	2%	100%
Indictment Summons	Interviews	177	22	2	5	206
	% of Interviews	86%	11%	1%	2%	100%
Detained Until Disposition	Interviews	742	92	17	3	854
	% of Interviews	87%	11%	2%	0%	100%
All Pretrial Interviews	Interviews	1,712	256	29	23	2,020
	% of Interviews	85%	13%	1%	1%	100%

* Data is provided from the Pretrial Information Management System

* Counts and percentages are of pretrial interviews.

* A single individual may have one or more pretrial interviews during the reported timeframe.

* 2019 Single-Race Population Estimates for Ages 15 and Older Only on CDC WONDER Online Database. Retrieved from <https://wonder.cdc.gov/wonder/help/single-race.html#Source> on November 3, 2021.

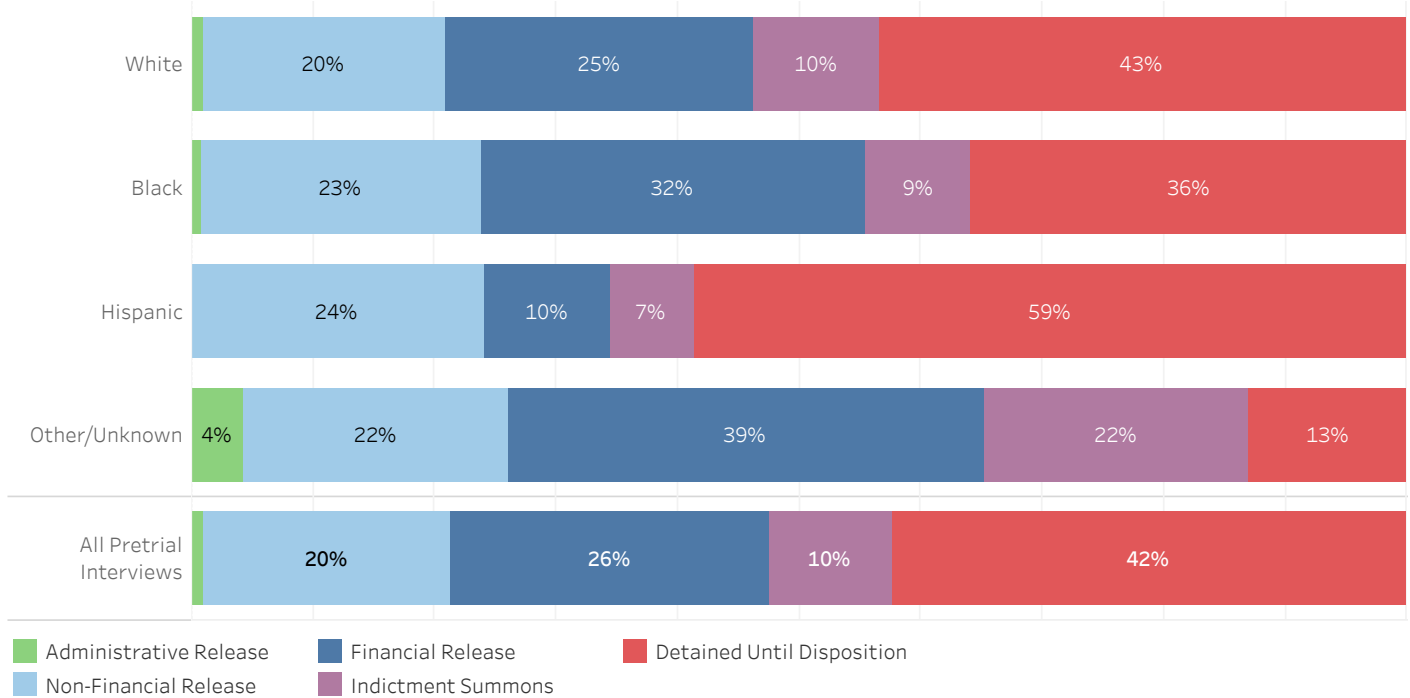


ADMINISTRATIVE OFFICE OF THE COURTS
Research and Statistics

19_PINS8020

Circuit Court Pretrial Interviews with Custody Ending
CY 2017-2021 BOURBON COUNTY

Release Outcome Proportions by Defendant Race



Release Outcome Proportions by Defendant Race

		Administrative Release	Non-Financial Release	Financial Release	Indictment Summons	Detained Until Disposition	All Pretrial Interviews
White	Interviews	16	341	436	177	742	1,712
	% of Interviews	1%	20%	25%	10%	43%	100%
Black	Interviews	2	59	81	22	92	256
	% of Interviews	1%	23%	32%	9%	36%	100%
Hispanic	Interviews		7	3	2	17	29
	% of Interviews		24%	10%	7%	59%	100%
Other/Unknown	Interviews	1	5	9	5	3	23
	% of Interviews	4%	22%	39%	22%	13%	100%
All Pretrial Interviews	Interviews	19	412	529	206	854	2,020
	% of Interviews	1%	20%	26%	10%	42%	100%

* Data is provided from the Pretrial Information Management System

* Counts and percentages are of pretrial interviews.

* A single individual may have one or more pretrial interviews during the reported timeframe.

* 2019 Single-Race Population Estimates for Ages 15 and Older Only on CDC WONDER Online Database. Retrieved from <https://wonder.cdc.gov/wonder/help/single-race.html#Source> on November 3, 2021.



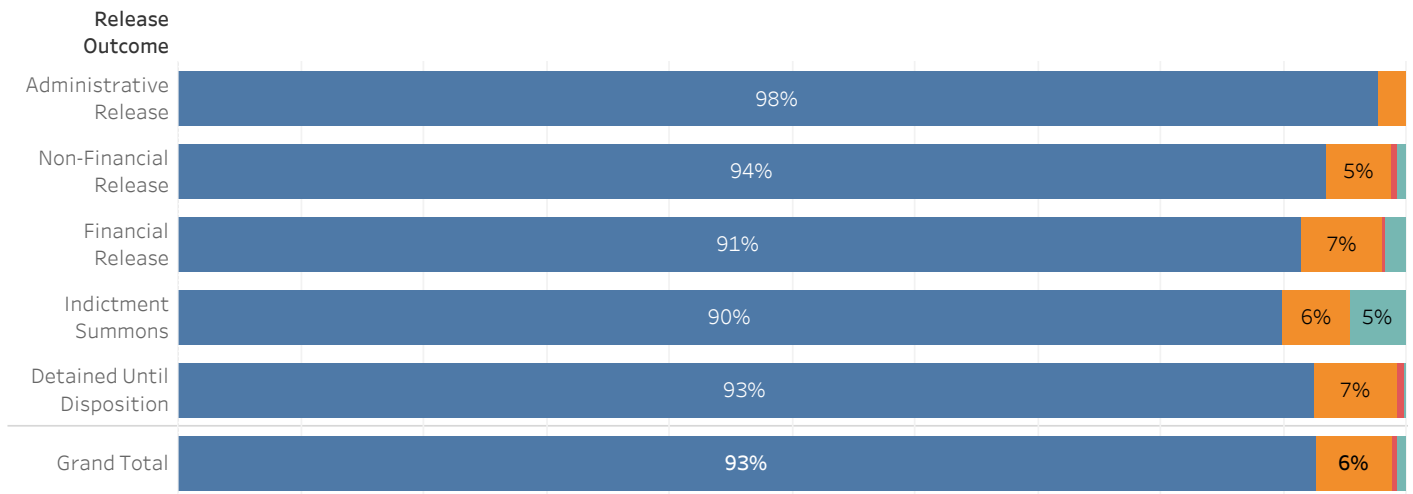
ADMINISTRATIVE OFFICE OF THE COURTS
Research and Statistics

19_PINS8020

Circuit Court Pretrial Interviews with Custody Ending
CY 2017-2021 BOYD COUNTY

White Black Hispanic Other/Unknown

Defendant Race Proportions by Release Outcome



Kentucky State Population*



Kentucky State Population*

White	Black	Hispanic	Other/Unknown	Total
3,112,654	297,705	118,427	112,664	3,641,450

Defendant Race Proportions by Release Outcome

		White	Black	Hispanic	Other/Unknown	Grand Total
Administrative Release	Interviews	88	2			90
	% of Interviews	98%	2%			100%
Non-Financial Release	Interviews	534	30	3	4	571
	% of Interviews	94%	5%	1%	1%	100%
Financial Release	Interviews	317	23	1	6	347
	% of Interviews	91%	7%	0%	2%	100%
Indictment Summons	Interviews	159	10		8	177
	% of Interviews	90%	6%		5%	100%
Detained Until Disposition	Interviews	1,643	119	9	4	1,775
	% of Interviews	93%	7%	1%	0%	100%
All Pretrial Interviews	Interviews	2,741	184	13	22	2,960
	% of Interviews	93%	6%	0%	1%	100%

* Data is provided from the Pretrial Information Management System

* Counts and percentages are of pretrial interviews.

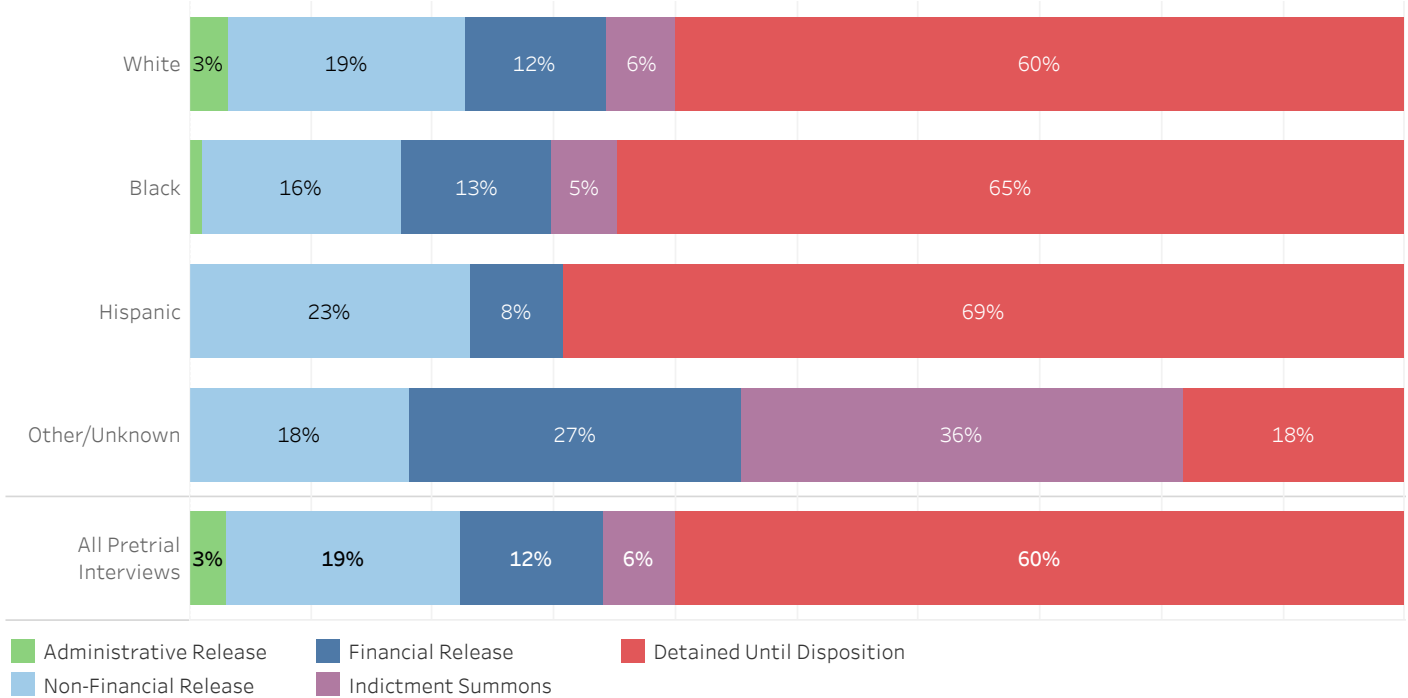
* A single individual may have one or more pretrial interviews during the reported timeframe.

* 2019 Single-Race Population Estimates for Ages 15 and Older Only on CDC WONDER Online Database. Retrieved from <https://wonder.cdc.gov/wonder/help/single-race.html#Source> on November 3, 2021.



**Circuit Court Pretrial Interviews with Custody Ending
CY 2017-2021 BOYD COUNTY**

Release Outcome Proportions by Defendant Race



Release Outcome Proportions by Defendant Race

		Administrative Release	Non-Financial Release	Financial Release	Indictment Summons	Detained Until Disposition	All Pretrial Interviews
White	Interviews	88	534	317	159	1,643	2,741
	% of Interviews	3%	19%	12%	6%	60%	100%
Black	Interviews	2	30	23	10	119	184
	% of Interviews	1%	16%	13%	5%	65%	100%
Hispanic	Interviews	0	3	1	0	9	13
	% of Interviews	0%	23%	8%	0%	69%	100%
Other/Unknown	Interviews	0	4	6	8	4	22
	% of Interviews	0%	18%	27%	36%	18%	100%
All Pretrial Interviews	Interviews	90	571	347	177	1,775	2,960
	% of Interviews	3%	19%	12%	6%	60%	100%

* Data is provided from the Pretrial Information Management System

* Counts and percentages are of pretrial interviews.

* A single individual may have one or more pretrial interviews during the reported timeframe.

* 2019 Single-Race Population Estimates for Ages 15 and Older Only on CDC WONDER Online Database. Retrieved from <https://wonder.cdc.gov/wonder/help/single-race.html#Source> on November 3, 2021.

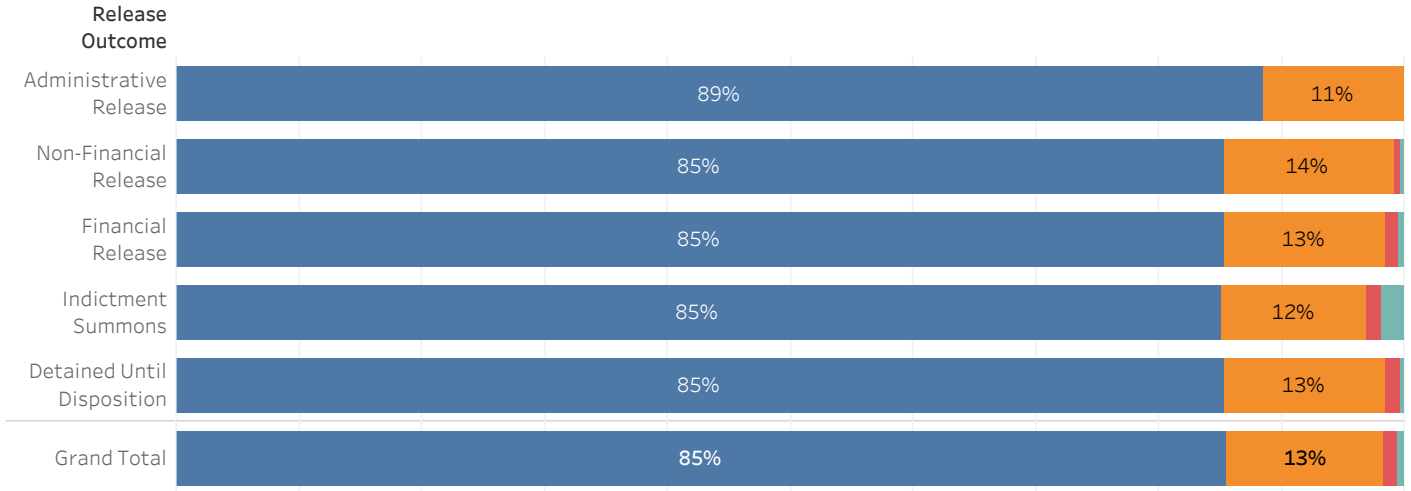


ADMINISTRATIVE OFFICE OF THE COURTS
Research and Statistics

Circuit Court Pretrial Interviews with Custody Ending
CY 2017-2021 BOYLE COUNTY

White Black Hispanic Other/Unknown

Defendant Race Proportions by Release Outcome



Kentucky State Population*



Kentucky State Population*

White	Black	Hispanic	Other/Unknown	Total
3,112,654	297,705	118,427	112,664	3,641,450

Defendant Race Proportions by Release Outcome

		White	Black	Hispanic	Other/Unknown	Grand Total
Administrative Release	Interviews	77	10			87
	% of Interviews	89%	11%			100%
Non-Financial Release	Interviews	275	44	2	1	322
	% of Interviews	85%	14%	1%	0%	100%
Financial Release	Interviews	978	149	13	5	1,145
	% of Interviews	85%	13%	1%	0%	100%
Indictment Summons	Interviews	336	47	5	7	395
	% of Interviews	85%	12%	1%	2%	100%
Detained Until Disposition	Interviews	728	112	10	3	853
	% of Interviews	85%	13%	1%	0%	100%
All Pretrial Interviews	Interviews	2,394	362	30	16	2,802
	% of Interviews	85%	13%	1%	1%	100%

* Data is provided from the Pretrial Information Management System

* Counts and percentages are of pretrial interviews.

* A single individual may have one or more pretrial interviews during the reported timeframe.

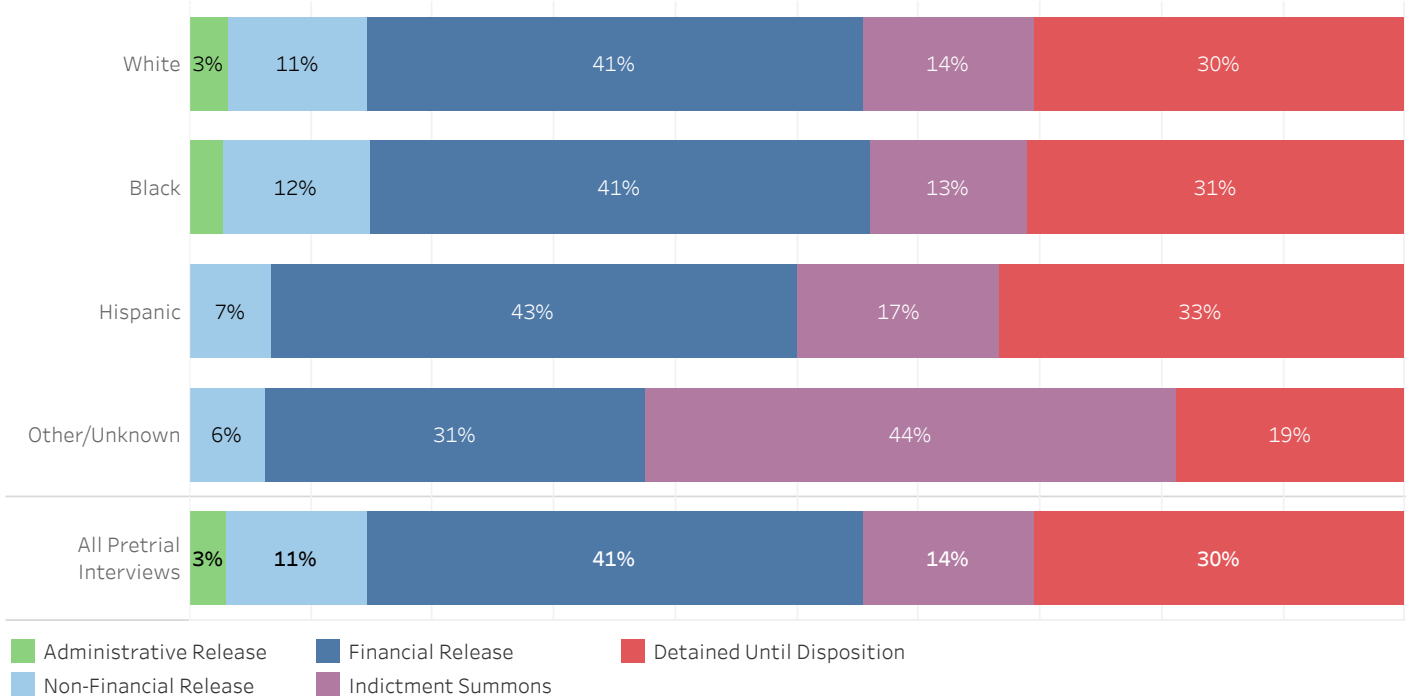
* 2019 Single-Race Population Estimates for Ages 15 and Older Only on CDC WONDER Online Database. Retrieved from <https://wonder.cdc.gov/wonder/help/single-race.html#Source> on November 3, 2021.



ADMINISTRATIVE OFFICE OF THE COURTS
Research and Statistics

Circuit Court Pretrial Interviews with Custody Ending
CY 2017-2021 BOYLE COUNTY

Release Outcome Proportions by Defendant Race



Release Outcome Proportions by Defendant Race

		Administrative Release	Non-Financial Release	Financial Release	Indictment Summons	Detained Until Disposition	All Pretrial Interviews
White	Interviews	77	275	978	336	728	2,394
	% of Interviews	3%	11%	41%	14%	30%	100%
Black	Interviews	10	44	149	47	112	362
	% of Interviews	3%	12%	41%	13%	31%	100%
Hispanic	Interviews		2	13	5	10	30
	% of Interviews		7%	43%	17%	33%	100%
Other/Unknown	Interviews		1	5	7	3	16
	% of Interviews		6%	31%	44%	19%	100%
All Pretrial Interviews	Interviews	87	322	1,145	395	853	2,802
	% of Interviews	3%	11%	41%	14%	30%	100%

* Data is provided from the Pretrial Information Management System

* Counts and percentages are of pretrial interviews.

* A single individual may have one or more pretrial interviews during the reported timeframe.

* 2019 Single-Race Population Estimates for Ages 15 and Older Only on CDC WONDER Online Database. Retrieved from <https://wonder.cdc.gov/wonder/help/single-race.html#Source> on November 3, 2021.



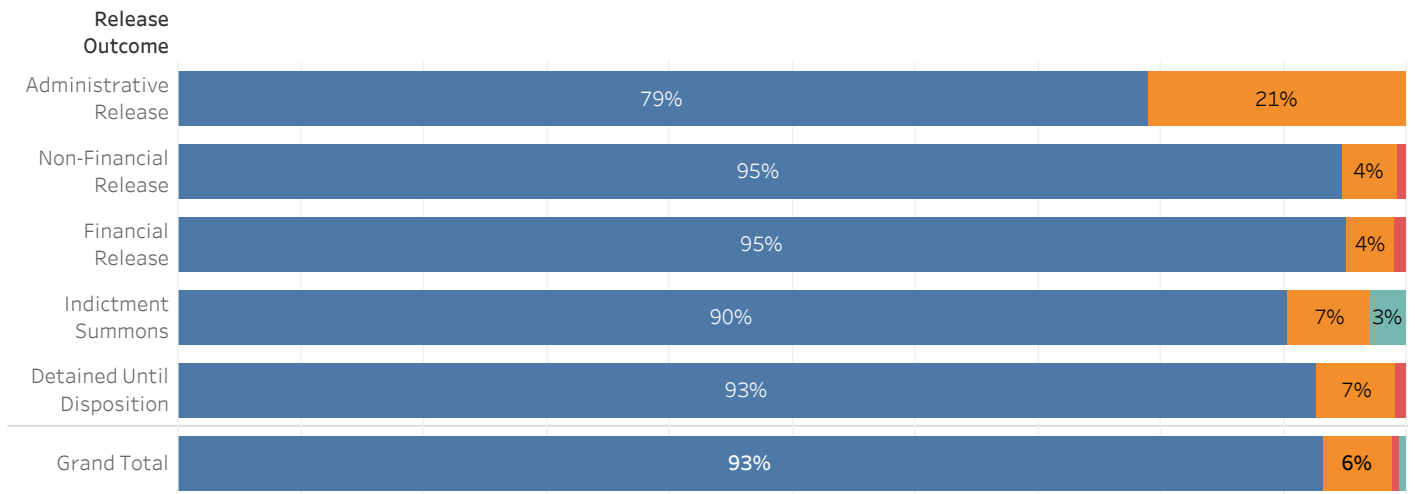
ADMINISTRATIVE OFFICE OF THE COURTS
Research and Statistics

19_PINS8020

Circuit Court Pretrial Interviews with Custody Ending
CY 2017-2021 BRECKINRIDGE COUNTY

White Black Hispanic Other/Unknown

Defendant Race Proportions by Release Outcome



Kentucky State Population*



Kentucky State Population*

White	Black	Hispanic	Other/Unknown	Total
3,112,654	297,705	118,427	112,664	3,641,450

Defendant Race Proportions by Release Outcome

		White	Black	Hispanic	Other/Unknown	Grand Total
Administrative Release	Interviews	15	4			19
	% of Interviews	79%	21%			100%
Non-Financial Release	Interviews	382	18	3		403
	% of Interviews	95%	4%	1%		100%
Financial Release	Interviews	196	8	2		206
	% of Interviews	95%	4%	1%		100%
Indictment Summons	Interviews	185	14		6	205
	% of Interviews	90%	7%		3%	100%
Detained Until Disposition	Interviews	226	16	2		244
	% of Interviews	93%	7%	1%		100%
All Pretrial Interviews	Interviews	1,004	60	7	6	1,077
	% of Interviews	93%	6%	1%	1%	100%

* Data is provided from the Pretrial Information Management System

* Counts and percentages are of pretrial interviews.

* A single individual may have one or more pretrial interviews during the reported timeframe.

* 2019 Single-Race Population Estimates for Ages 15 and Older Only on CDC WONDER Online Database. Retrieved from <https://wonder.cdc.gov/wonder/help/single-race.html#Source> on November 3, 2021.

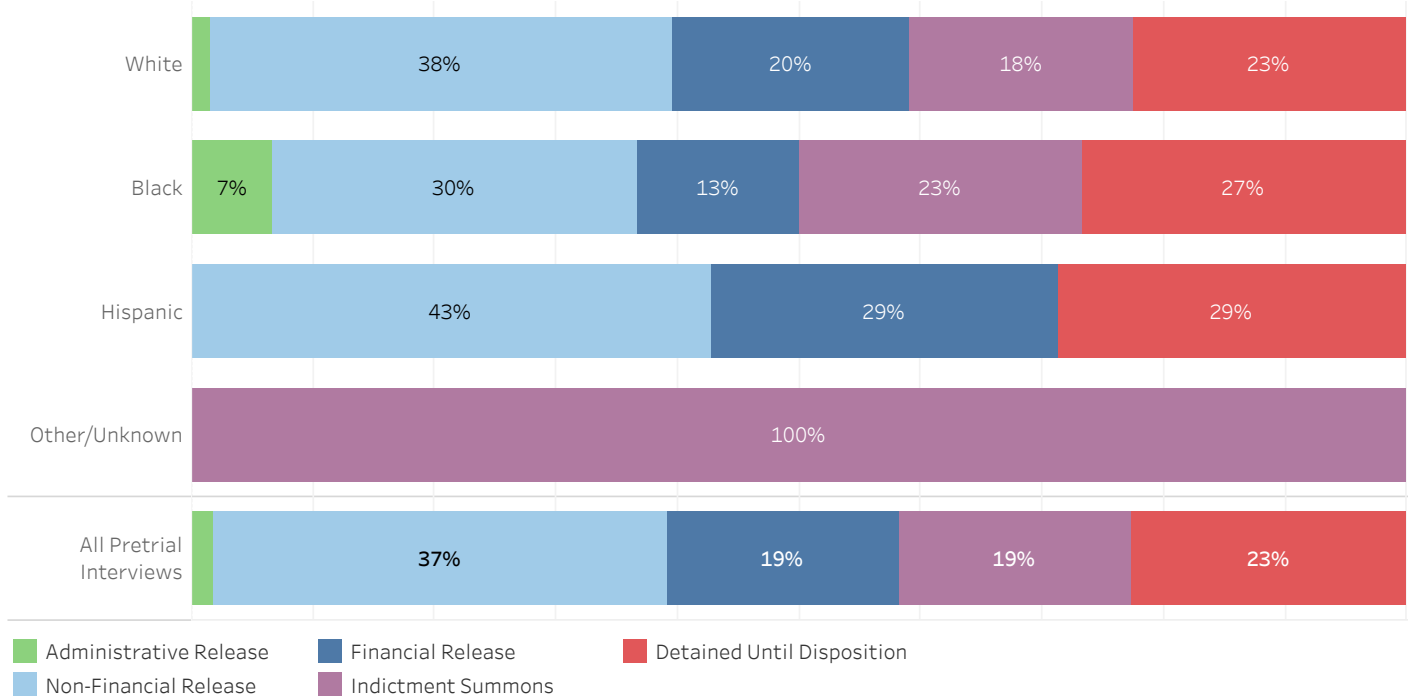


ADMINISTRATIVE OFFICE OF THE COURTS
Research and Statistics

19_PINS8020

Circuit Court Pretrial Interviews with Custody Ending
CY 2017-2021 BRECKINRIDGE COUNTY

Release Outcome Proportions by Defendant Race



Release Outcome Proportions by Defendant Race

		Administrative Release	Non-Financial Release	Financial Release	Indictment Summons	Detained Until Disposition	All Pretrial Interviews
White	Interviews	15	382	196	185	226	1,004
	% of Interviews	1%	38%	20%	18%	23%	100%
Black	Interviews	4	18	8	14	16	60
	% of Interviews	7%	30%	13%	23%	27%	100%
Hispanic	Interviews	0	3	2	0	2	7
	% of Interviews	0%	43%	29%	0%	29%	100%
Other/Unknown	Interviews	0	0	0	6	0	6
	% of Interviews	0%	0%	0%	100%	0%	100%
All Pretrial Interviews	Interviews	19	403	206	205	244	1,077
	% of Interviews	2%	37%	19%	19%	23%	100%

* Data is provided from the Pretrial Information Management System

* Counts and percentages are of pretrial interviews.

* A single individual may have one or more pretrial interviews during the reported timeframe.

* 2019 Single-Race Population Estimates for Ages 15 and Older Only on CDC WONDER Online Database. Retrieved from <https://wonder.cdc.gov/wonder/help/single-race.html#Source> on November 3, 2021.

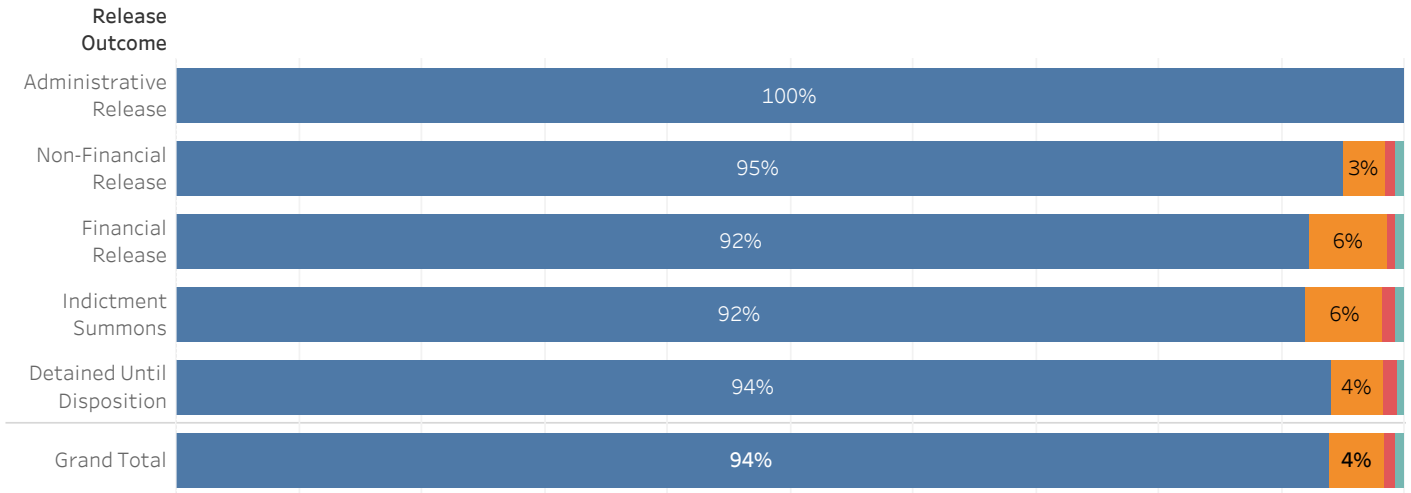


ADMINISTRATIVE OFFICE OF THE COURTS
Research and Statistics

Circuit Court Pretrial Interviews with Custody Ending
CY 2017-2021 BULLITT COUNTY

White Black Hispanic Other/Unknown

Defendant Race Proportions by Release Outcome



Kentucky State Population*



Kentucky State Population*

White	Black	Hispanic	Other/Unknown	Total
3,112,654	297,705	118,427	112,664	3,641,450

Defendant Race Proportions by Release Outcome

		White	Black	Hispanic	Other/Unknown	Grand Total
Administrative Release	Interviews	5				5
	% of Interviews	100%				100%
Non-Financial Release	Interviews	1,280	46	11	10	1,347
	% of Interviews	95%	3%	1%	1%	100%
Financial Release	Interviews	380	26	3	3	412
	% of Interviews	92%	6%	1%	1%	100%
Indictment Summons	Interviews	511	35	6	4	556
	% of Interviews	92%	6%	1%	1%	100%
Detained Until Disposition	Interviews	1,565	72	18	10	1,665
	% of Interviews	94%	4%	1%	1%	100%
All Pretrial Interviews	Interviews	3,741	179	38	27	3,985
	% of Interviews	94%	4%	1%	1%	100%

* Data is provided from the Pretrial Information Management System

* Counts and percentages are of pretrial interviews.

* A single individual may have one or more pretrial interviews during the reported timeframe.

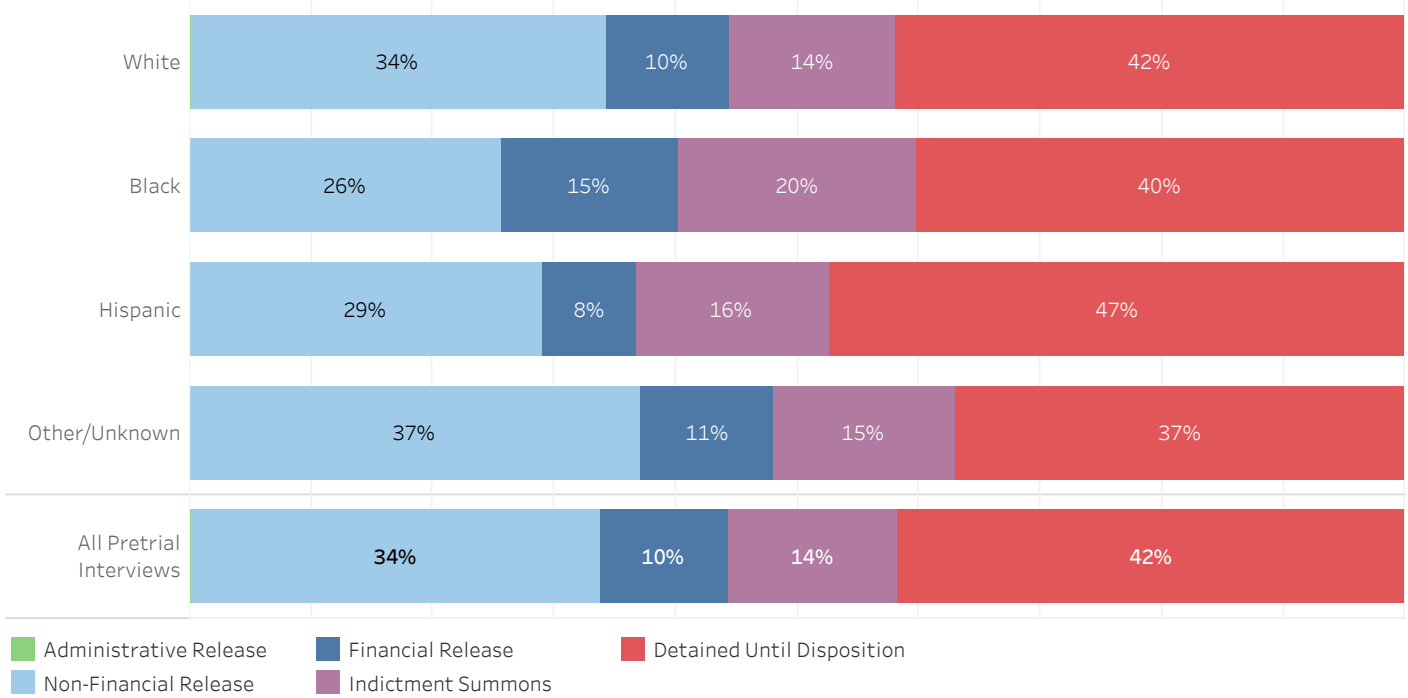
* 2019 Single-Race Population Estimates for Ages 15 and Older Only on CDC WONDER Online Database. Retrieved from <https://wonder.cdc.gov/wonder/help/single-race.html#Source> on November 3, 2021.



ADMINISTRATIVE OFFICE OF THE COURTS
Research and Statistics

Circuit Court Pretrial Interviews with Custody Ending
CY 2017-2021 BULLITT COUNTY

Release Outcome Proportions by Defendant Race



Release Outcome Proportions by Defendant Race

		Administrative Release	Non-Financial Release	Financial Release	Indictment Summons	Detained Until Disposition	All Pretrial Interviews
White	Interviews	5	1,280	380	511	1,565	3,741
	% of Interviews	0%	34%	10%	14%	42%	100%
Black	Interviews		46	26	35	72	179
	% of Interviews		26%	15%	20%	40%	100%
Hispanic	Interviews		11	3	6	18	38
	% of Interviews		29%	8%	16%	47%	100%
Other/Unknown	Interviews		10	3	4	10	27
	% of Interviews		37%	11%	15%	37%	100%
All Pretrial Interviews	Interviews	5	1,347	412	556	1,665	3,985
	% of Interviews	0%	34%	10%	14%	42%	100%

* Data is provided from the Pretrial Information Management System

* Counts and percentages are of pretrial interviews.

* A single individual may have one or more pretrial interviews during the reported timeframe.

* 2019 Single-Race Population Estimates for Ages 15 and Older Only on CDC WONDER Online Database. Retrieved from <https://wonder.cdc.gov/wonder/help/single-race.html#Source> on November 3, 2021.

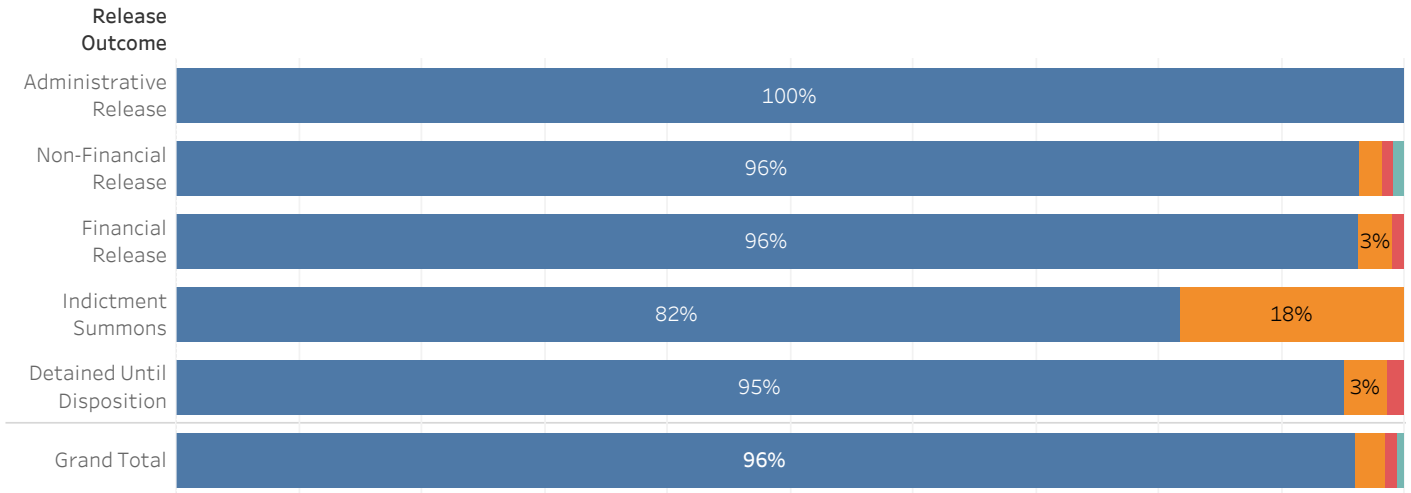


ADMINISTRATIVE OFFICE OF THE COURTS
Research and Statistics

Circuit Court Pretrial Interviews with Custody Ending
CY 2017-2021 BUTLER COUNTY

White Black Hispanic Other/Unknown

Defendant Race Proportions by Release Outcome



Kentucky State Population*



Kentucky State Population*

White	Black	Hispanic	Other/Unknown	Total
3,112,654	297,705	118,427	112,664	3,641,450

Defendant Race Proportions by Release Outcome

		White	Black	Hispanic	Other/Unknown	Grand Total
Administrative Release	Interviews	15				15
	% of Interviews	100%				100%
Non-Financial Release	Interviews	421	8	4	4	437
	% of Interviews	96%	2%	1%	1%	100%
Financial Release	Interviews	102	3	1		106
	% of Interviews	96%	3%	1%		100%
Indictment Summons	Interviews	9	2			11
	% of Interviews	82%	18%			100%
Detained Until Disposition	Interviews	136	5	2		143
	% of Interviews	95%	3%	1%		100%
All Pretrial Interviews	Interviews	683	18	7	4	712
	% of Interviews	96%	3%	1%	1%	100%

* Data is provided from the Pretrial Information Management System

* Counts and percentages are of pretrial interviews.

* A single individual may have one or more pretrial interviews during the reported timeframe.

* 2019 Single-Race Population Estimates for Ages 15 and Older Only on CDC WONDER Online Database. Retrieved from <https://wonder.cdc.gov/wonder/help/single-race.html#Source> on November 3, 2021.

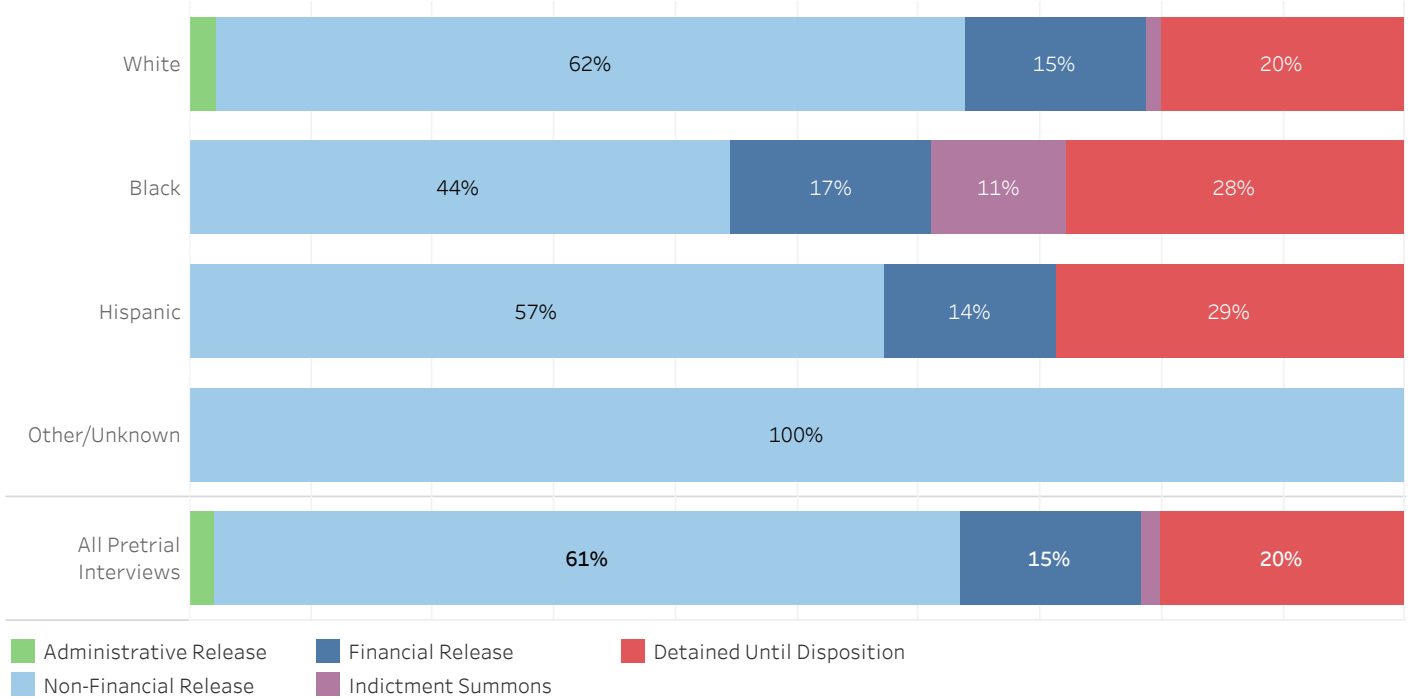


ADMINISTRATIVE OFFICE OF THE COURTS
Research and Statistics

19_PINS8020

Circuit Court Pretrial Interviews with Custody Ending
CY 2017-2021 BUTLER COUNTY

Release Outcome Proportions by Defendant Race



Release Outcome Proportions by Defendant Race

		Administrative Release	Non-Financial Release	Financial Release	Indictment Summons	Detained Until Disposition	All Pretrial Interviews
White	Interviews	15	421	102	9	136	683
	% of Interviews	2%	62%	15%	1%	20%	100%
Black	Interviews		8	3	2	5	18
	% of Interviews		44%	17%	11%	28%	100%
Hispanic	Interviews		4	1		2	7
	% of Interviews		57%	14%		29%	100%
Other/Unknown	Interviews		4				4
	% of Interviews		100%				100%
All Pretrial Interviews	Interviews	15	437	106	11	143	712
	% of Interviews	2%	61%	15%	2%	20%	100%

* Data is provided from the Pretrial Information Management System

* Counts and percentages are of pretrial interviews.

* A single individual may have one or more pretrial interviews during the reported timeframe.

* 2019 Single-Race Population Estimates for Ages 15 and Older Only on CDC WONDER Online Database. Retrieved from <https://wonder.cdc.gov/wonder/help/single-race.html#Source> on November 3, 2021.

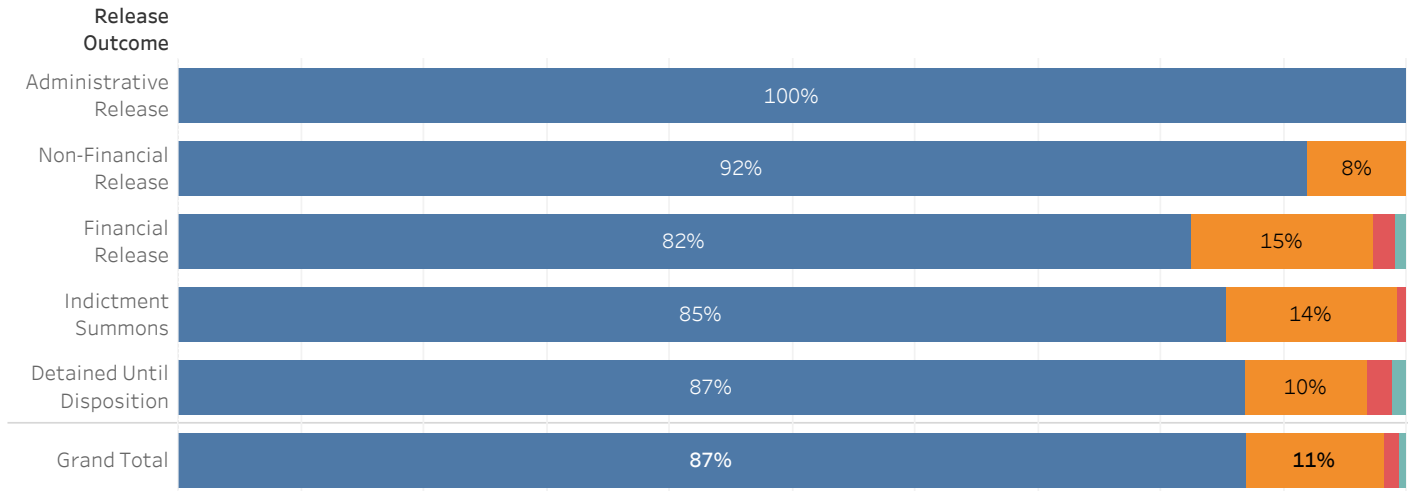


ADMINISTRATIVE OFFICE OF THE COURTS
Research and Statistics

Circuit Court Pretrial Interviews with Custody Ending
CY 2017-2021 CALDWELL COUNTY

White Black Hispanic Other/Unknown

Defendant Race Proportions by Release Outcome



Kentucky State Population*



Kentucky State Population*

White	Black	Hispanic	Other/Unknown	Total
3,112,654	297,705	118,427	112,664	3,641,450

Defendant Race Proportions by Release Outcome

		White	Black	Hispanic	Other/Unknown	Grand Total
Administrative Release	Interviews	1	0	0	0	1
	% of Interviews	100%	0%	0%	0%	100%
Non-Financial Release	Interviews	137	12	0	0	149
	% of Interviews	92%	8%	0%	0%	100%
Financial Release	Interviews	94	17	2	1	114
	% of Interviews	82%	15%	2%	1%	100%
Indictment Summons	Interviews	111	18	1	0	130
	% of Interviews	85%	14%	1%	0%	100%
Detained Until Disposition	Interviews	218	25	5	3	251
	% of Interviews	87%	10%	2%	1%	100%
All Pretrial Interviews	Interviews	561	72	8	4	645
	% of Interviews	87%	11%	1%	1%	100%

* Data is provided from the Pretrial Information Management System

* Counts and percentages are of pretrial interviews.

* A single individual may have one or more pretrial interviews during the reported timeframe.

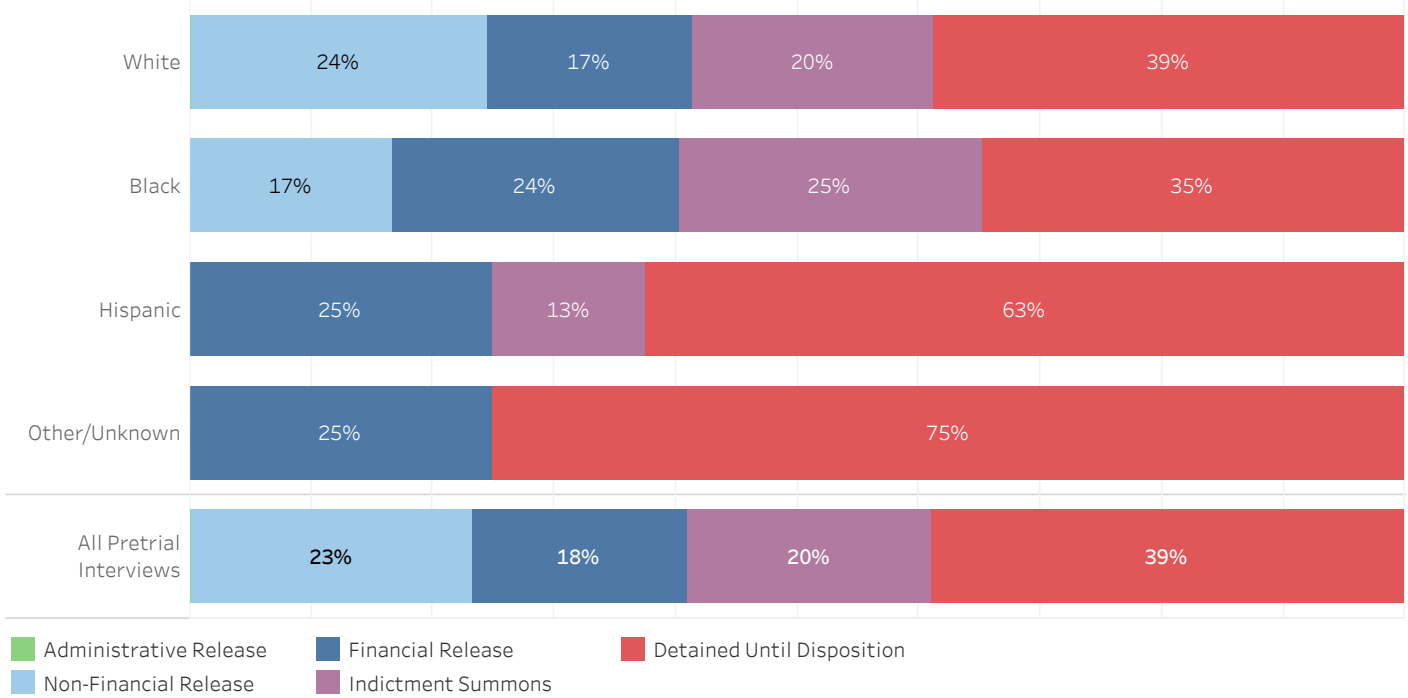
* 2019 Single-Race Population Estimates for Ages 15 and Older Only on CDC WONDER Online Database. Retrieved from <https://wonder.cdc.gov/wonder/help/single-race.html#Source> on November 3, 2021.



ADMINISTRATIVE OFFICE OF THE COURTS
Research and Statistics

Circuit Court Pretrial Interviews with Custody Ending
CY 2017-2021 CALDWELL COUNTY

Release Outcome Proportions by Defendant Race



Release Outcome Proportions by Defendant Race

		Administrative Release	Non-Financial Release	Financial Release	Indictment Summons	Detained Until Disposition	All Pretrial Interviews
White	Interviews	1	137	94	111	218	561
	% of Interviews	0%	24%	17%	20%	39%	100%
Black	Interviews		12	17	18	25	72
	% of Interviews		17%	24%	25%	35%	100%
Hispanic	Interviews			2	1	5	8
	% of Interviews			25%	13%	63%	100%
Other/Unknown	Interviews			1		3	4
	% of Interviews			25%		75%	100%
All Pretrial Interviews	Interviews	1	149	114	130	251	645
	% of Interviews	0%	23%	18%	20%	39%	100%

* Data is provided from the Pretrial Information Management System

* Counts and percentages are of pretrial interviews.

* A single individual may have one or more pretrial interviews during the reported timeframe.

* 2019 Single-Race Population Estimates for Ages 15 and Older Only on CDC WONDER Online Database. Retrieved from <https://wonder.cdc.gov/wonder/help/single-race.html#Source> on November 3, 2021.



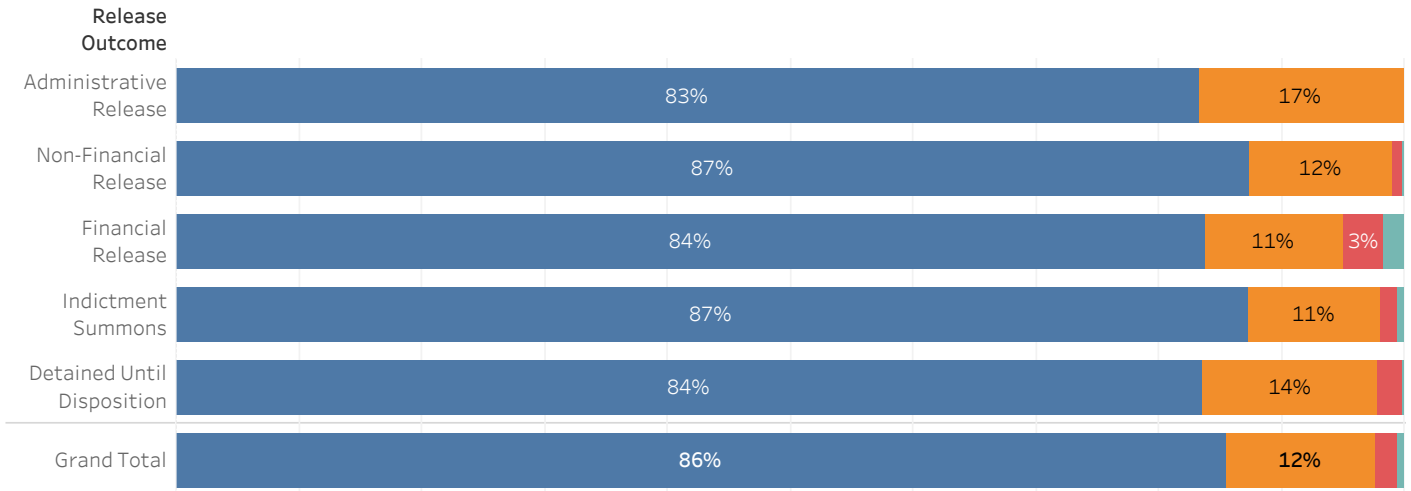
ADMINISTRATIVE OFFICE OF THE COURTS
Research and Statistics

19_PINS8020

Circuit Court Pretrial Interviews with Custody Ending
CY 2017-2021 CALLOWAY COUNTY

White Black Hispanic Other/Unknown

Defendant Race Proportions by Release Outcome



Kentucky State Population*



Kentucky State Population*

White	Black	Hispanic	Other/Unknown	Total
3,112,654	297,705	118,427	112,664	3,641,450

Defendant Race Proportions by Release Outcome

		White	Black	Hispanic	Other/Unknown	Grand Total
Administrative Release	Interviews	10	2			12
	% of Interviews	83%	17%			100%
Non-Financial Release	Interviews	363	48	3	1	415
	% of Interviews	87%	12%	1%	0%	100%
Financial Release	Interviews	248	33	10	5	296
	% of Interviews	84%	11%	3%	2%	100%
Indictment Summons	Interviews	316	39	5	2	362
	% of Interviews	87%	11%	1%	1%	100%
Detained Until Disposition	Interviews	380	65	9	1	455
	% of Interviews	84%	14%	2%	0%	100%
All Pretrial Interviews	Interviews	1,317	187	27	9	1,540
	% of Interviews	86%	12%	2%	1%	100%

* Data is provided from the Pretrial Information Management System

* Counts and percentages are of pretrial interviews.

* A single individual may have one or more pretrial interviews during the reported timeframe.

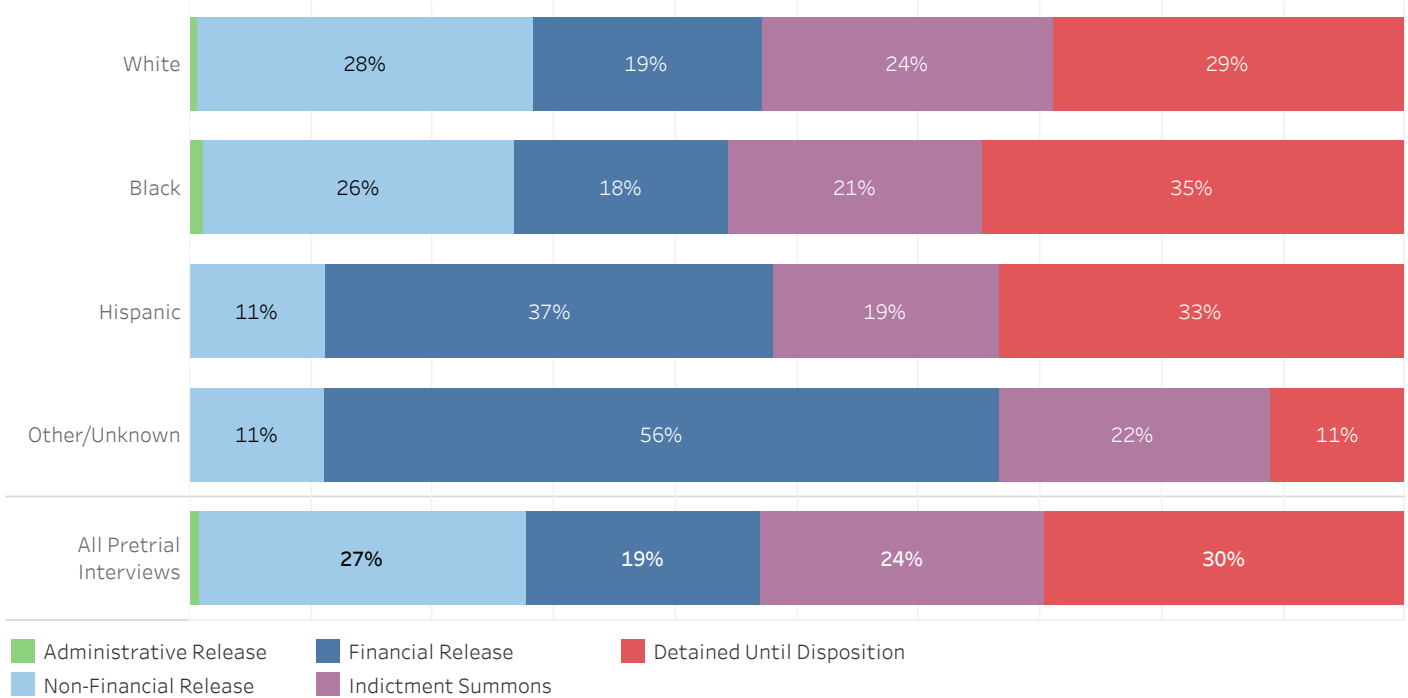
* 2019 Single-Race Population Estimates for Ages 15 and Older Only on CDC WONDER Online Database. Retrieved from <https://wonder.cdc.gov/wonder/help/single-race.html#Source> on November 3, 2021.



ADMINISTRATIVE OFFICE OF THE COURTS
Research and Statistics

Circuit Court Pretrial Interviews with Custody Ending
CY 2017-2021 CALLOWAY COUNTY

Release Outcome Proportions by Defendant Race



Release Outcome Proportions by Defendant Race

		Administrative Release	Non-Financial Release	Financial Release	Indictment Summons	Detained Until Disposition	All Pretrial Interviews
White	Interviews	10	363	248	316	380	1,317
	% of Interviews	1%	28%	19%	24%	29%	100%
Black	Interviews	2	48	33	39	65	187
	% of Interviews	1%	26%	18%	21%	35%	100%
Hispanic	Interviews		3	10	5	9	27
	% of Interviews		11%	37%	19%	33%	100%
Other/Unknown	Interviews		1	5	2	1	9
	% of Interviews		11%	56%	22%	11%	100%
All Pretrial Interviews	Interviews	12	415	296	362	455	1,540
	% of Interviews	1%	27%	19%	24%	30%	100%

* Data is provided from the Pretrial Information Management System

* Counts and percentages are of pretrial interviews.

* A single individual may have one or more pretrial interviews during the reported timeframe.

* 2019 Single-Race Population Estimates for Ages 15 and Older Only on CDC WONDER Online Database. Retrieved from <https://wonder.cdc.gov/wonder/help/single-race.html#Source> on November 3, 2021.



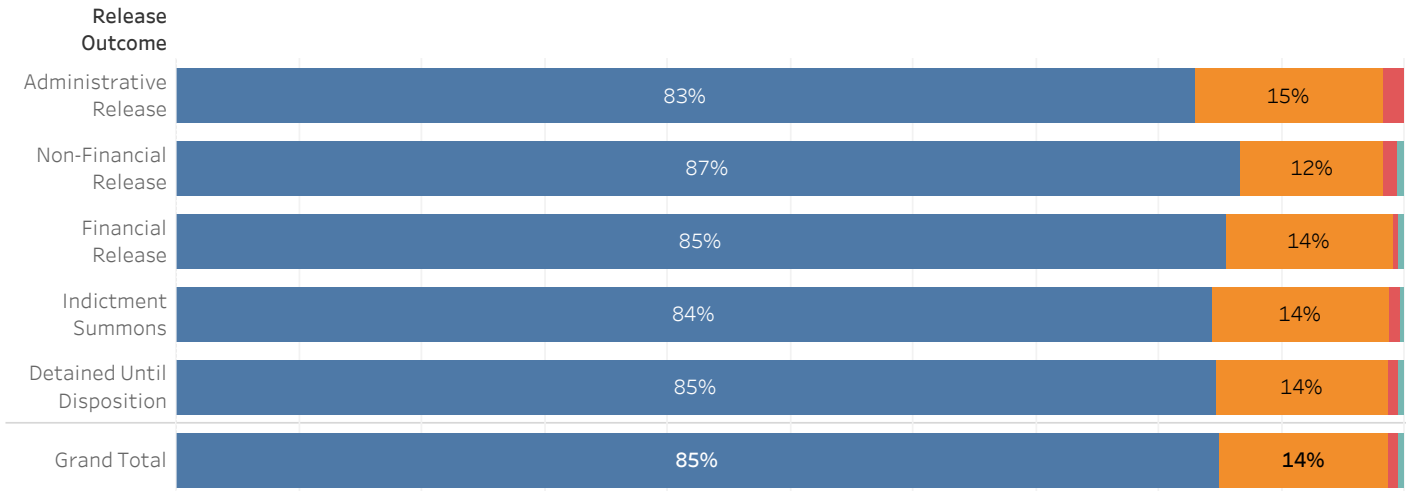
ADMINISTRATIVE OFFICE OF THE COURTS
Research and Statistics

19_PINS8020

Circuit Court Pretrial Interviews with Custody Ending
CY 2017-2021 CAMPBELL COUNTY

White Black Hispanic Other/Unknown

Defendant Race Proportions by Release Outcome



Kentucky State Population*



Kentucky State Population*

White	Black	Hispanic	Other/Unknown	Total
3,112,654	297,705	118,427	112,664	3,641,450

Defendant Race Proportions by Release Outcome

		White	Black	Hispanic	Other/Unknown	Grand Total
Administrative Release	Interviews	49	9	1		59
	% of Interviews	83%	15%	2%		100%
Non-Financial Release	Interviews	528	72	6	4	610
	% of Interviews	87%	12%	1%	1%	100%
Financial Release	Interviews	424	68	2	2	496
	% of Interviews	85%	14%	0%	0%	100%
Indictment Summons	Interviews	886	150	10	4	1,050
	% of Interviews	84%	14%	1%	0%	100%
Detained Until Disposition	Interviews	1,584	263	16	9	1,872
	% of Interviews	85%	14%	1%	0%	100%
All Pretrial Interviews	Interviews	3,471	562	35	19	4,087
	% of Interviews	85%	14%	1%	0%	100%

* Data is provided from the Pretrial Information Management System

* Counts and percentages are of pretrial interviews.

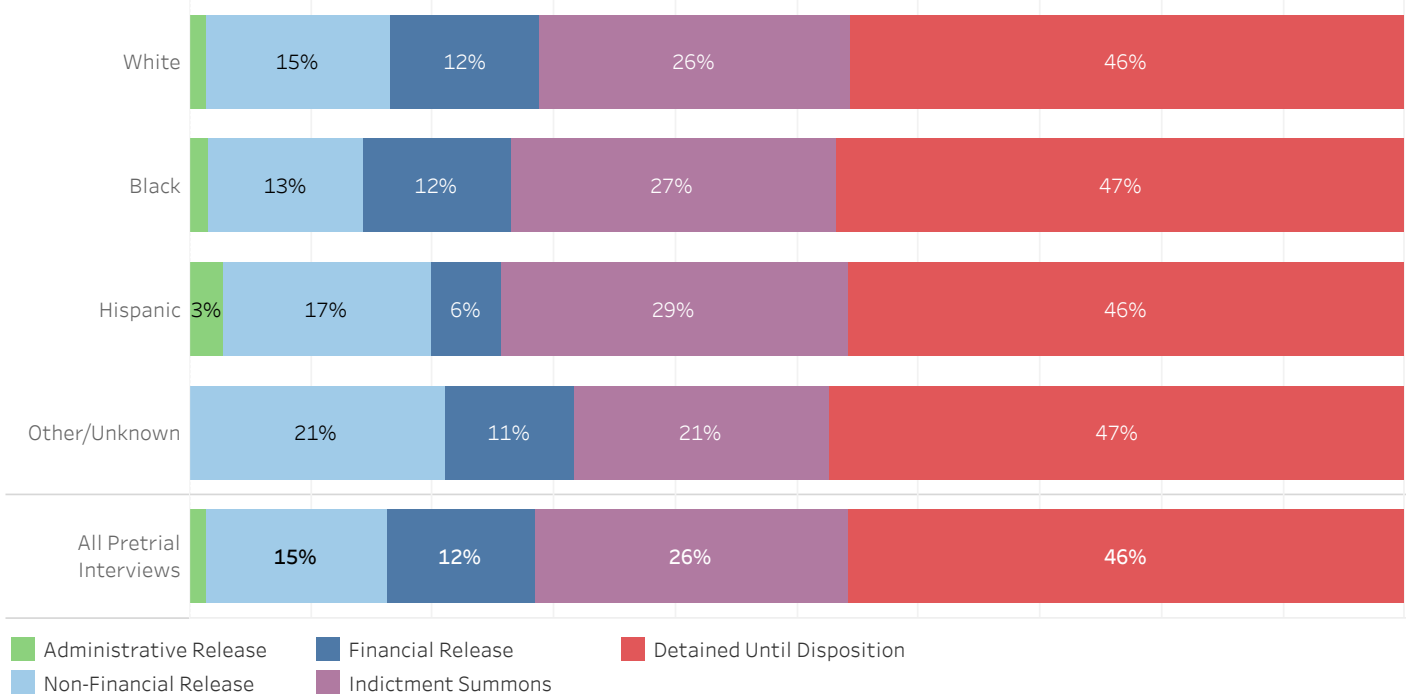
* A single individual may have one or more pretrial interviews during the reported timeframe.

* 2019 Single-Race Population Estimates for Ages 15 and Older Only on CDC WONDER Online Database. Retrieved from <https://wonder.cdc.gov/wonder/help/single-race.html#Source> on November 3, 2021.



**Circuit Court Pretrial Interviews with Custody Ending
CY 2017-2021 CAMPBELL COUNTY**

Release Outcome Proportions by Defendant Race



Release Outcome Proportions by Defendant Race

		Administrative Release	Non-Financial Release	Financial Release	Indictment Summons	Detained Until Disposition	All Pretrial Interviews
White	Interviews	49	528	424	886	1,584	3,471
	% of Interviews	1%	15%	12%	26%	46%	100%
Black	Interviews	9	72	68	150	263	562
	% of Interviews	2%	13%	12%	27%	47%	100%
Hispanic	Interviews	1	6	2	10	16	35
	% of Interviews	3%	17%	6%	29%	46%	100%
Other/Unknown	Interviews		4	2	4	9	19
	% of Interviews		21%	11%	21%	47%	100%
All Pretrial Interviews	Interviews	59	610	496	1,050	1,872	4,087
	% of Interviews	1%	15%	12%	26%	46%	100%

* Data is provided from the Pretrial Information Management System
 * Counts and percentages are of pretrial interviews.
 * A single individual may have one or more pretrial interviews during the reported timeframe.
 * 2019 Single-Race Population Estimates for Ages 15 and Older Only on CDC WONDER Online Database. Retrieved from <https://wonder.cdc.gov/wonder/help/single-race.html#Source> on November 3, 2021.

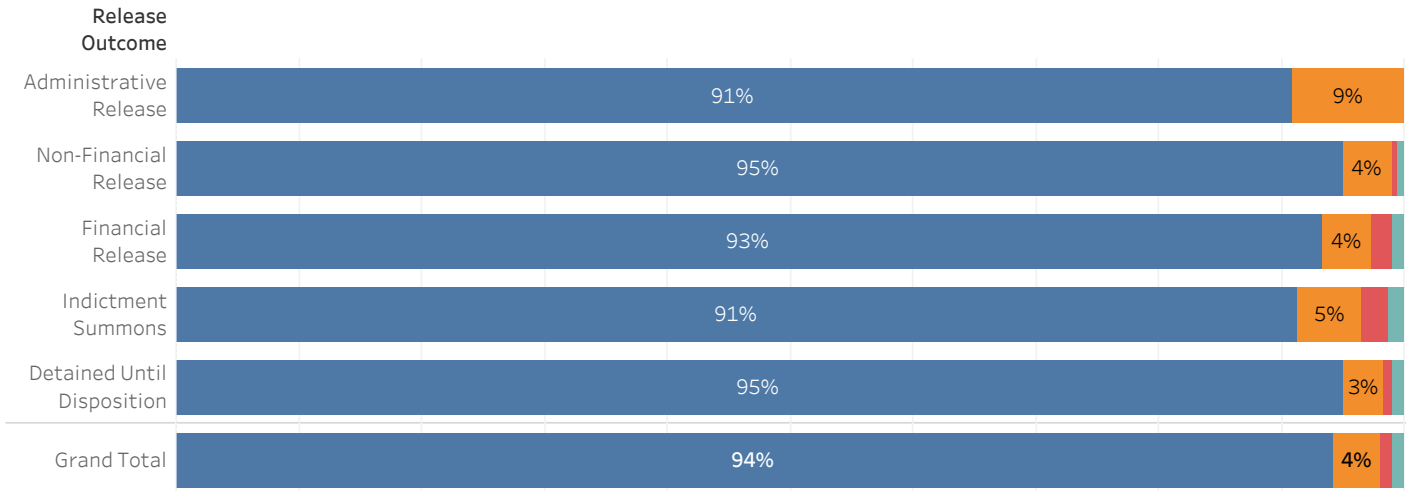


ADMINISTRATIVE OFFICE OF THE COURTS
Research and Statistics

Circuit Court Pretrial Interviews with Custody Ending
CY 2017-2021 CARROLL COUNTY

White Black Hispanic Other/Unknown

Defendant Race Proportions by Release Outcome



Kentucky State Population*



Kentucky State Population*

White	Black	Hispanic	Other/Unknown	Total
3,112,654	297,705	118,427	112,664	3,641,450

Defendant Race Proportions by Release Outcome

		White	Black	Hispanic	Other/Unknown	Grand Total
Administrative Release	Interviews	10	1			11
	% of Interviews	91%	9%			100%
Non-Financial Release	Interviews	499	21	2	3	525
	% of Interviews	95%	4%	0%	1%	100%
Financial Release	Interviews	351	15	6	4	376
	% of Interviews	93%	4%	2%	1%	100%
Indictment Summons	Interviews	343	20	8	5	376
	% of Interviews	91%	5%	2%	1%	100%
Detained Until Disposition	Interviews	1,105	39	9	11	1,164
	% of Interviews	95%	3%	1%	1%	100%
All Pretrial Interviews	Interviews	2,308	96	25	23	2,452
	% of Interviews	94%	4%	1%	1%	100%

* Data is provided from the Pretrial Information Management System

* Counts and percentages are of pretrial interviews.

* A single individual may have one or more pretrial interviews during the reported timeframe.

* 2019 Single-Race Population Estimates for Ages 15 and Older Only on CDC WONDER Online Database. Retrieved from <https://wonder.cdc.gov/wonder/help/single-race.html#Source> on November 3, 2021.

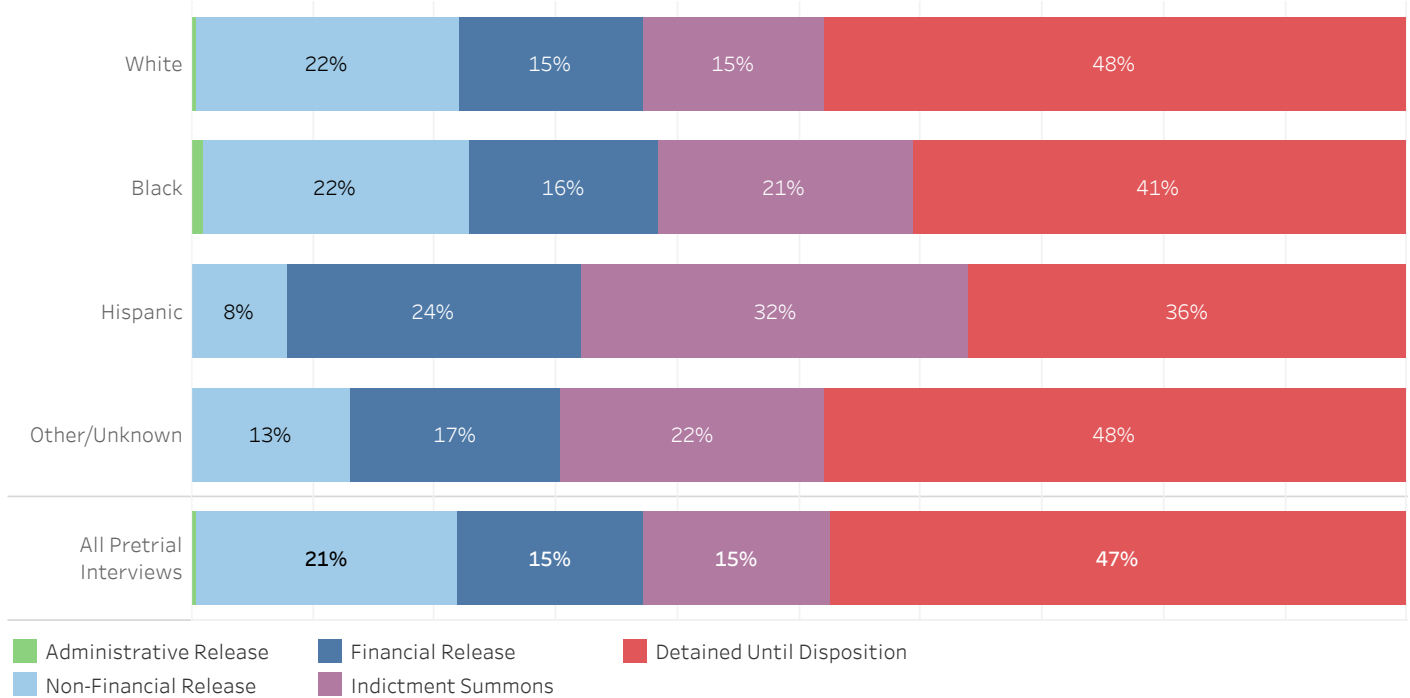


ADMINISTRATIVE OFFICE OF THE COURTS
Research and Statistics

19_PINS8020

Circuit Court Pretrial Interviews with Custody Ending
CY 2017-2021 CARROLL COUNTY

Release Outcome Proportions by Defendant Race



Release Outcome Proportions by Defendant Race

		Administrative Release	Non-Financial Release	Financial Release	Indictment Summons	Detained Until Disposition	All Pretrial Interviews
White	Interviews	10	499	351	343	1,105	2,308
	% of Interviews	0%	22%	15%	15%	48%	100%
Black	Interviews	1	21	15	20	39	96
	% of Interviews	1%	22%	16%	21%	41%	100%
Hispanic	Interviews		2	6	8	9	25
	% of Interviews		8%	24%	32%	36%	100%
Other/Unknown	Interviews		3	4	5	11	23
	% of Interviews		13%	17%	22%	48%	100%
All Pretrial Interviews	Interviews	11	525	376	376	1,164	2,452
	% of Interviews	0%	21%	15%	15%	47%	100%

* Data is provided from the Pretrial Information Management System

* Counts and percentages are of pretrial interviews.

* A single individual may have one or more pretrial interviews during the reported timeframe.

* 2019 Single-Race Population Estimates for Ages 15 and Older Only on CDC WONDER Online Database. Retrieved from <https://wonder.cdc.gov/wonder/help/single-race.html#Source> on November 3, 2021.



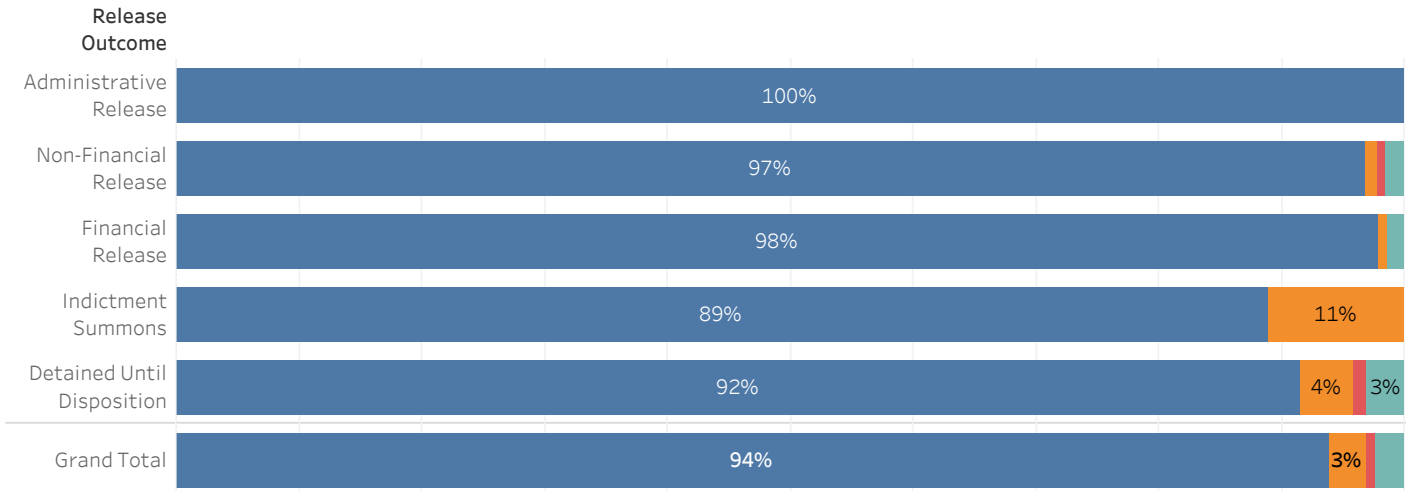
ADMINISTRATIVE OFFICE OF THE COURTS
Research and Statistics

19_PINS8020

Circuit Court Pretrial Interviews with Custody Ending
CY 2017-2021 CARTER COUNTY

White Black Hispanic Other/Unknown

Defendant Race Proportions by Release Outcome



Kentucky State Population*



Kentucky State Population*

White	Black	Hispanic	Other/Unknown	Total
3,112,654	297,705	118,427	112,664	3,641,450

Defendant Race Proportions by Release Outcome

		White	Black	Hispanic	Other/Unknown	Grand Total
Administrative Release	Interviews	25				25
	% of Interviews	100%				100%
Non-Financial Release	Interviews	300	3	2	5	310
	% of Interviews	97%	1%	1%	2%	100%
Financial Release	Interviews	144	1		2	147
	% of Interviews	98%	1%		1%	100%
Indictment Summons	Interviews	16	2			18
	% of Interviews	89%	11%			100%
Detained Until Disposition	Interviews	593	28	7	20	648
	% of Interviews	92%	4%	1%	3%	100%
All Pretrial Interviews	Interviews	1,078	34	9	27	1,148
	% of Interviews	94%	3%	1%	2%	100%

* Data is provided from the Pretrial Information Management System

* Counts and percentages are of pretrial interviews.

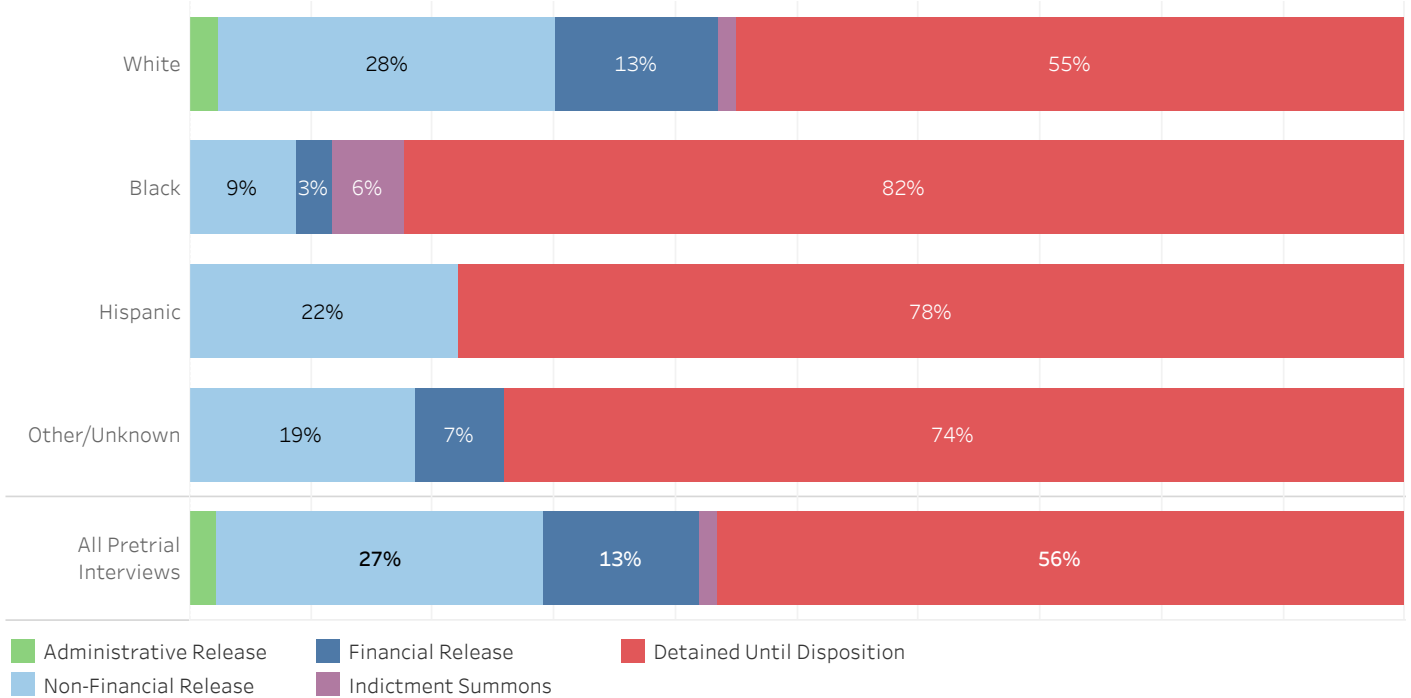
* A single individual may have one or more pretrial interviews during the reported timeframe.

* 2019 Single-Race Population Estimates for Ages 15 and Older Only on CDC WONDER Online Database. Retrieved from <https://wonder.cdc.gov/wonder/help/single-race.html#Source> on November 3, 2021.



**Circuit Court Pretrial Interviews with Custody Ending
CY 2017-2021 CARTER COUNTY**

Release Outcome Proportions by Defendant Race



Release Outcome Proportions by Defendant Race

		Administrative Release	Non-Financial Release	Financial Release	Indictment Summons	Detained Until Disposition	All Pretrial Interviews
White	Interviews	25	300	144	16	593	1,078
	% of Interviews	2%	28%	13%	1%	55%	100%
Black	Interviews		3	1	2	28	34
	% of Interviews		9%	3%	6%	82%	100%
Hispanic	Interviews		2			7	9
	% of Interviews		22%			78%	100%
Other/Unknown	Interviews		5	2		20	27
	% of Interviews		19%	7%		74%	100%
All Pretrial Interviews	Interviews	25	310	147	18	648	1,148
	% of Interviews	2%	27%	13%	2%	56%	100%

* Data is provided from the Pretrial Information Management System

* Counts and percentages are of pretrial interviews.

* A single individual may have one or more pretrial interviews during the reported timeframe.

* 2019 Single-Race Population Estimates for Ages 15 and Older Only on CDC WONDER Online Database. Retrieved from <https://wonder.cdc.gov/wonder/help/single-race.html#Source> on November 3, 2021.



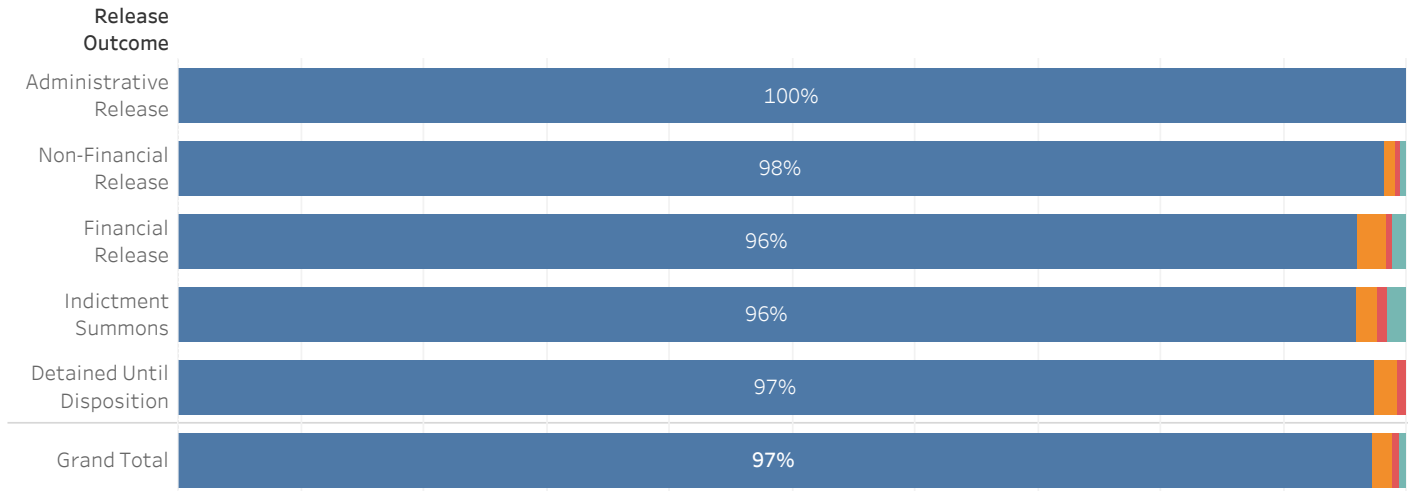
ADMINISTRATIVE OFFICE OF THE COURTS
Research and Statistics

19_PINS8020

Circuit Court Pretrial Interviews with Custody Ending
CY 2017-2021 CASEY COUNTY

White Black Hispanic Other/Unknown

Defendant Race Proportions by Release Outcome



Kentucky State Population*



Kentucky State Population*

White	Black	Hispanic	Other/Unknown	Total
3,112,654	297,705	118,427	112,664	3,641,450

Defendant Race Proportions by Release Outcome

		White	Black	Hispanic	Other/Unknown	Grand Total
Administrative Release	Interviews	19				19
	% of Interviews	100%				100%
Non-Financial Release	Interviews	212	2	1	1	216
	% of Interviews	98%	1%	0%	0%	100%
Financial Release	Interviews	168	4	1	2	175
	% of Interviews	96%	2%	1%	1%	100%
Indictment Summons	Interviews	121	2	1	2	126
	% of Interviews	96%	2%	1%	2%	100%
Detained Until Disposition	Interviews	405	8	3		416
	% of Interviews	97%	2%	1%		100%
All Pretrial Interviews	Interviews	925	16	6	5	952
	% of Interviews	97%	2%	1%	1%	100%

* Data is provided from the Pretrial Information Management System

* Counts and percentages are of pretrial interviews.

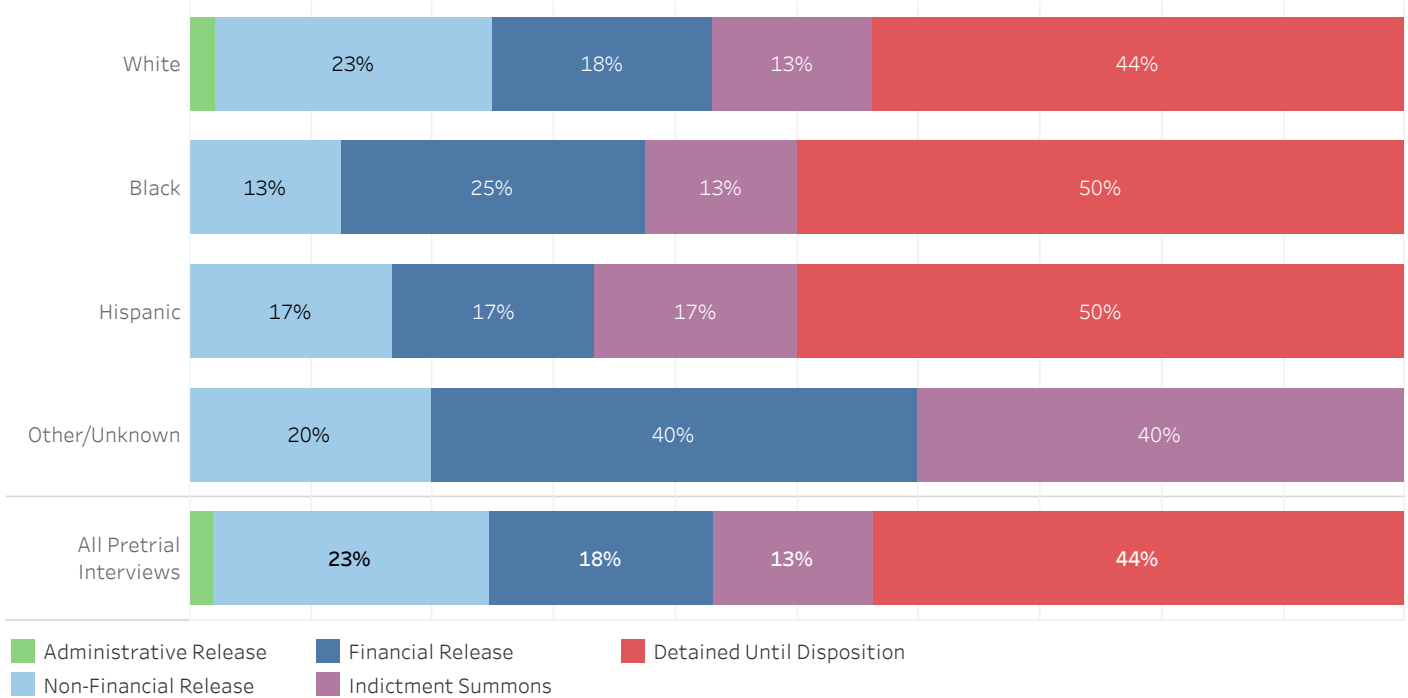
* A single individual may have one or more pretrial interviews during the reported timeframe.

* 2019 Single-Race Population Estimates for Ages 15 and Older Only on CDC WONDER Online Database. Retrieved from <https://wonder.cdc.gov/wonder/help/single-race.html#Source> on November 3, 2021.



**Circuit Court Pretrial Interviews with Custody Ending
CY 2017-2021 CASEY COUNTY**

Release Outcome Proportions by Defendant Race



Release Outcome Proportions by Defendant Race

		Administrative Release	Non-Financial Release	Financial Release	Indictment Summons	Detained Until Disposition	All Pretrial Interviews
White	Interviews	19	212	168	121	405	925
	% of Interviews	2%	23%	18%	13%	44%	100%
Black	Interviews		2	4	2	8	16
	% of Interviews		13%	25%	13%	50%	100%
Hispanic	Interviews		1	1	1	3	6
	% of Interviews		17%	17%	17%	50%	100%
Other/Unknown	Interviews		1	2	2		5
	% of Interviews		20%	40%	40%		100%
All Pretrial Interviews	Interviews	19	216	175	126	416	952
	% of Interviews	2%	23%	18%	13%	44%	100%

* Data is provided from the Pretrial Information Management System

* Counts and percentages are of pretrial interviews.

* A single individual may have one or more pretrial interviews during the reported timeframe.

* 2019 Single-Race Population Estimates for Ages 15 and Older Only on CDC WONDER Online Database. Retrieved from <https://wonder.cdc.gov/wonder/help/single-race.html#Source> on November 3, 2021.

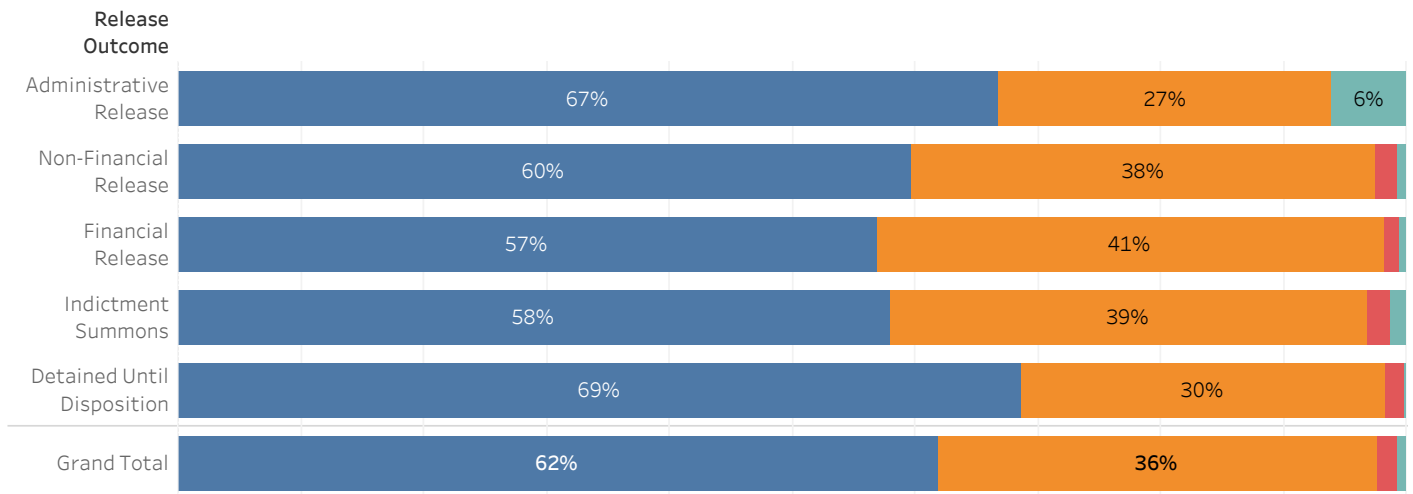


ADMINISTRATIVE OFFICE OF THE COURTS
Research and Statistics

Circuit Court Pretrial Interviews with Custody Ending
CY 2017-2021 CHRISTIAN COUNTY

White Black Hispanic Other/Unknown

Defendant Race Proportions by Release Outcome



Kentucky State Population*



Kentucky State Population*

White	Black	Hispanic	Other/Unknown	Total
3,112,654	297,705	118,427	112,664	3,641,450

Defendant Race Proportions by Release Outcome

		White	Black	Hispanic	Other/Unknown	Grand Total
Administrative Release	Interviews	22	9		2	33
	% of Interviews	67%	27%		6%	100%
Non-Financial Release	Interviews	950	602	28	12	1,592
	% of Interviews	60%	38%	2%	1%	100%
Financial Release	Interviews	210	152	5	2	369
	% of Interviews	57%	41%	1%	1%	100%
Indictment Summons	Interviews	570	381	19	12	982
	% of Interviews	58%	39%	2%	1%	100%
Detained Until Disposition	Interviews	918	396	21	2	1,337
	% of Interviews	69%	30%	2%	0%	100%
All Pretrial Interviews	Interviews	2,670	1,540	73	30	4,313
	% of Interviews	62%	36%	2%	1%	100%

* Data is provided from the Pretrial Information Management System

* Counts and percentages are of pretrial interviews.

* A single individual may have one or more pretrial interviews during the reported timeframe.

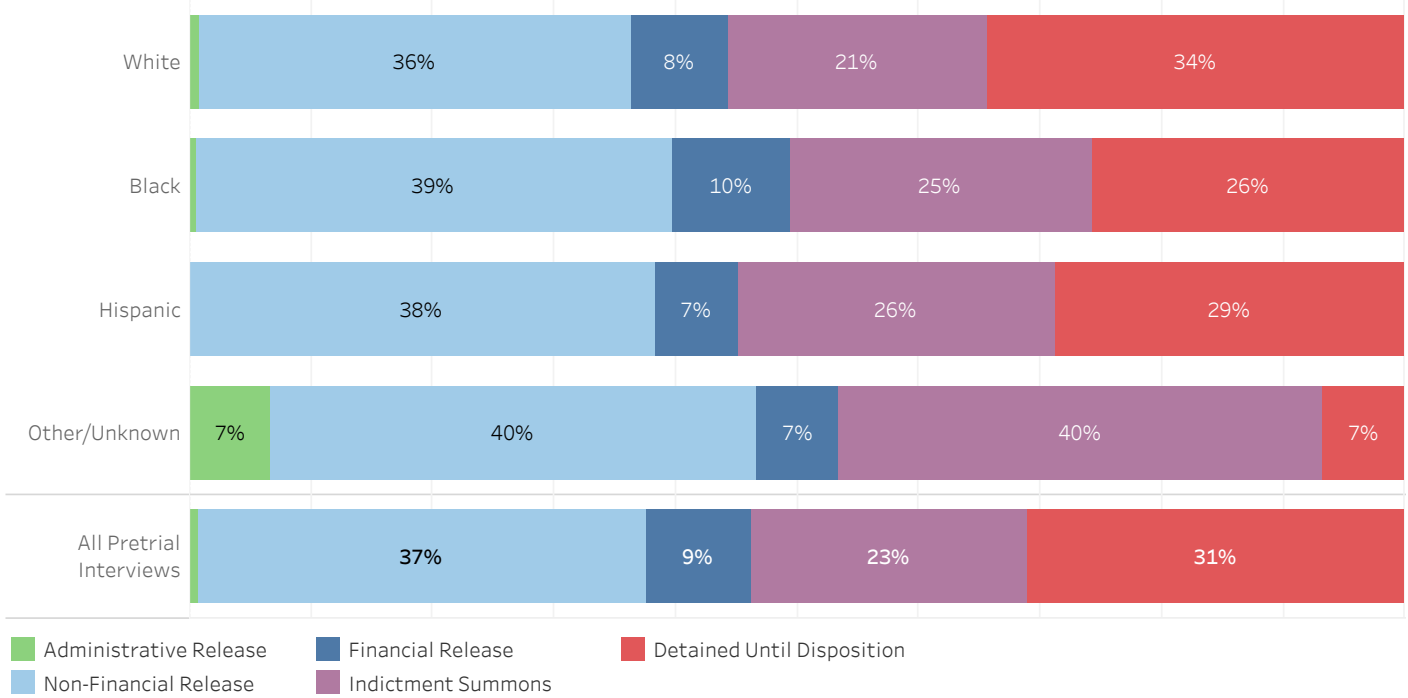
* 2019 Single-Race Population Estimates for Ages 15 and Older Only on CDC WONDER Online Database. Retrieved from <https://wonder.cdc.gov/wonder/help/single-race.html#Source> on November 3, 2021.



ADMINISTRATIVE OFFICE OF THE COURTS
Research and Statistics

Circuit Court Pretrial Interviews with Custody Ending
CY 2017-2021 CHRISTIAN COUNTY

Release Outcome Proportions by Defendant Race



Release Outcome Proportions by Defendant Race

		Administrative Release	Non-Financial Release	Financial Release	Indictment Summons	Detained Until Disposition	All Pretrial Interviews
White	Interviews	22	950	210	570	918	2,670
	% of Interviews	1%	36%	8%	21%	34%	100%
Black	Interviews	9	602	152	381	396	1,540
	% of Interviews	1%	39%	10%	25%	26%	100%
Hispanic	Interviews		28	5	19	21	73
	% of Interviews		38%	7%	26%	29%	100%
Other/Unknown	Interviews	2	12	2	12	2	30
	% of Interviews	7%	40%	7%	40%	7%	100%
All Pretrial Interviews	Interviews	33	1,592	369	982	1,337	4,313
	% of Interviews	1%	37%	9%	23%	31%	100%

* Data is provided from the Pretrial Information Management System

* Counts and percentages are of pretrial interviews.

* A single individual may have one or more pretrial interviews during the reported timeframe.

* 2019 Single-Race Population Estimates for Ages 15 and Older Only on CDC WONDER Online Database. Retrieved from <https://wonder.cdc.gov/wonder/help/single-race.html#Source> on November 3, 2021.

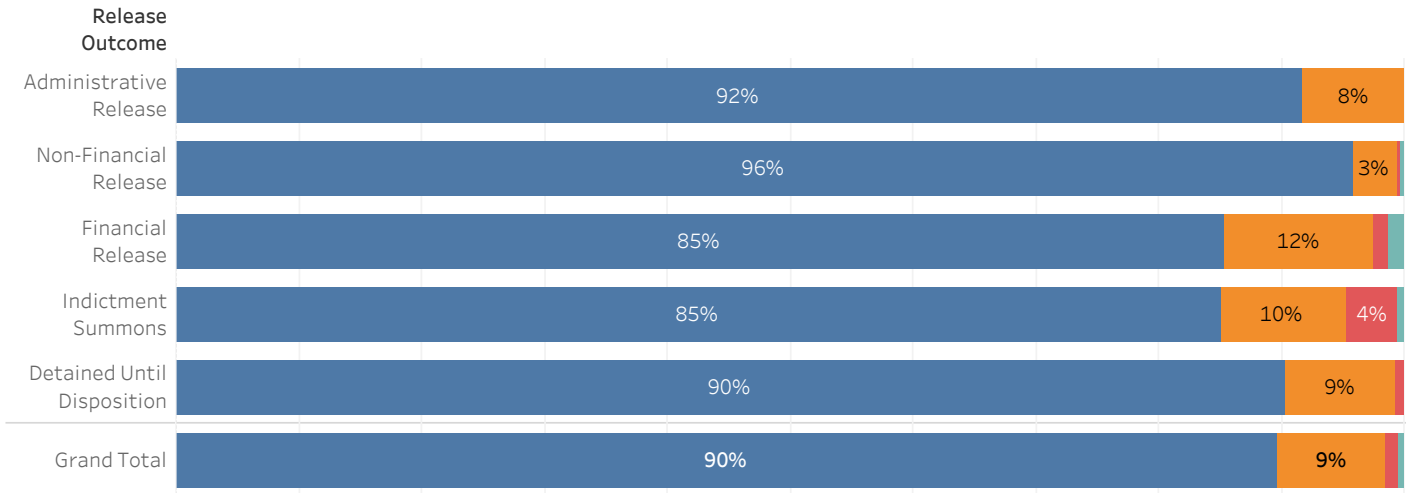


ADMINISTRATIVE OFFICE OF THE COURTS
Research and Statistics

Circuit Court Pretrial Interviews with Custody Ending
CY 2017-2021 CLARK COUNTY

White Black Hispanic Other/Unknown

Defendant Race Proportions by Release Outcome



Kentucky State Population*



Kentucky State Population*

White	Black	Hispanic	Other/Unknown	Total
3,112,654	297,705	118,427	112,664	3,641,450

Defendant Race Proportions by Release Outcome

		White	Black	Hispanic	Other/Unknown	Grand Total
Administrative Release	Interviews	11	1			12
	% of Interviews	92%	8%			100%
Non-Financial Release	Interviews	303	11	1	1	316
	% of Interviews	96%	3%	0%	0%	100%
Financial Release	Interviews	336	48	5	5	394
	% of Interviews	85%	12%	1%	1%	100%
Indictment Summons	Interviews	143	17	7	1	168
	% of Interviews	85%	10%	4%	1%	100%
Detained Until Disposition	Interviews	620	62	5		687
	% of Interviews	90%	9%	1%		100%
All Pretrial Interviews	Interviews	1,413	139	18	7	1,577
	% of Interviews	90%	9%	1%	0%	100%

* Data is provided from the Pretrial Information Management System

* Counts and percentages are of pretrial interviews.

* A single individual may have one or more pretrial interviews during the reported timeframe.

* 2019 Single-Race Population Estimates for Ages 15 and Older Only on CDC WONDER Online Database. Retrieved from <https://wonder.cdc.gov/wonder/help/single-race.html#Source> on November 3, 2021.

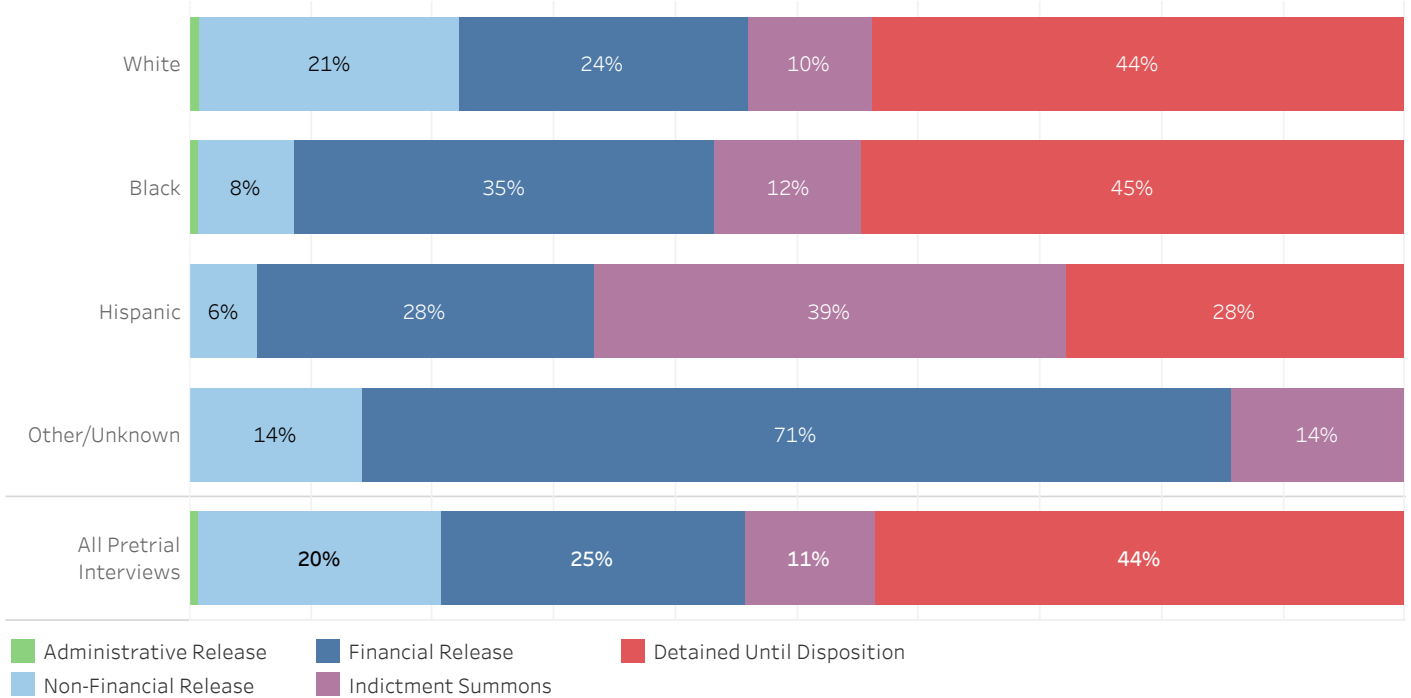


ADMINISTRATIVE OFFICE OF THE COURTS
Research and Statistics

19_PINS8020

Circuit Court Pretrial Interviews with Custody Ending
CY 2017-2021 CLARK COUNTY

Release Outcome Proportions by Defendant Race



Release Outcome Proportions by Defendant Race

		Administrative Release	Non-Financial Release	Financial Release	Indictment Summons	Detained Until Disposition	All Pretrial Interviews
White	Interviews	11	303	336	143	620	1,413
	% of Interviews	1%	21%	24%	10%	44%	100%
Black	Interviews	1	11	48	17	62	139
	% of Interviews	1%	8%	35%	12%	45%	100%
Hispanic	Interviews		1	5	7	5	18
	% of Interviews		6%	28%	39%	28%	100%
Other/Unknown	Interviews		1	5	1		7
	% of Interviews		14%	71%	14%		100%
All Pretrial Interviews	Interviews	12	316	394	168	687	1,577
	% of Interviews	1%	20%	25%	11%	44%	100%

* Data is provided from the Pretrial Information Management System

* Counts and percentages are of pretrial interviews.

* A single individual may have one or more pretrial interviews during the reported timeframe.

* 2019 Single-Race Population Estimates for Ages 15 and Older Only on CDC WONDER Online Database. Retrieved from <https://wonder.cdc.gov/wonder/help/single-race.html#Source> on November 3, 2021.



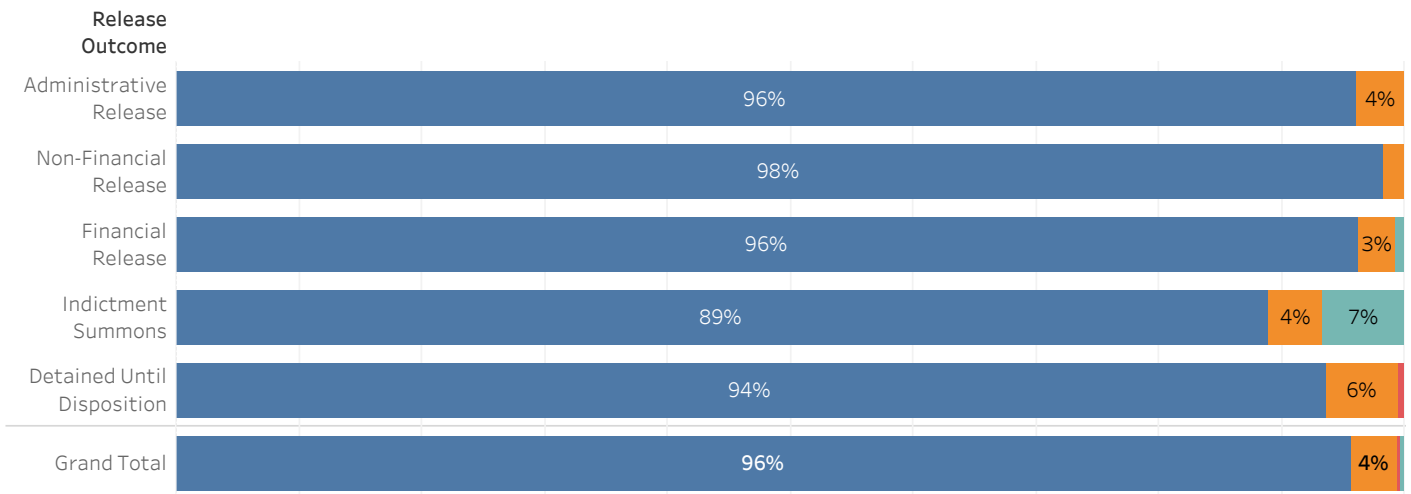
ADMINISTRATIVE OFFICE OF THE COURTS
Research and Statistics

19_PINS8020

Circuit Court Pretrial Interviews with Custody Ending
CY 2017-2021 CLAY COUNTY

White Black Hispanic Other/Unknown

Defendant Race Proportions by Release Outcome



Kentucky State Population*



Kentucky State Population*

White	Black	Hispanic	Other/Unknown	Total
3,112,654	297,705	118,427	112,664	3,641,450

Defendant Race Proportions by Release Outcome

		White	Black	Hispanic	Other/Unknown	Grand Total
Administrative Release	Interviews	25	1			26
	% of Interviews	96%	4%			100%
Non-Financial Release	Interviews	409	7			416
	% of Interviews	98%	2%			100%
Financial Release	Interviews	126	4		1	131
	% of Interviews	96%	3%		1%	100%
Indictment Summons	Interviews	40	2		3	45
	% of Interviews	89%	4%		7%	100%
Detained Until Disposition	Interviews	414	26	2		442
	% of Interviews	94%	6%	0%		100%
All Pretrial Interviews	Interviews	1,014	40	2	4	1,060
	% of Interviews	96%	4%	0%	0%	100%

* Data is provided from the Pretrial Information Management System

* Counts and percentages are of pretrial interviews.

* A single individual may have one or more pretrial interviews during the reported timeframe.

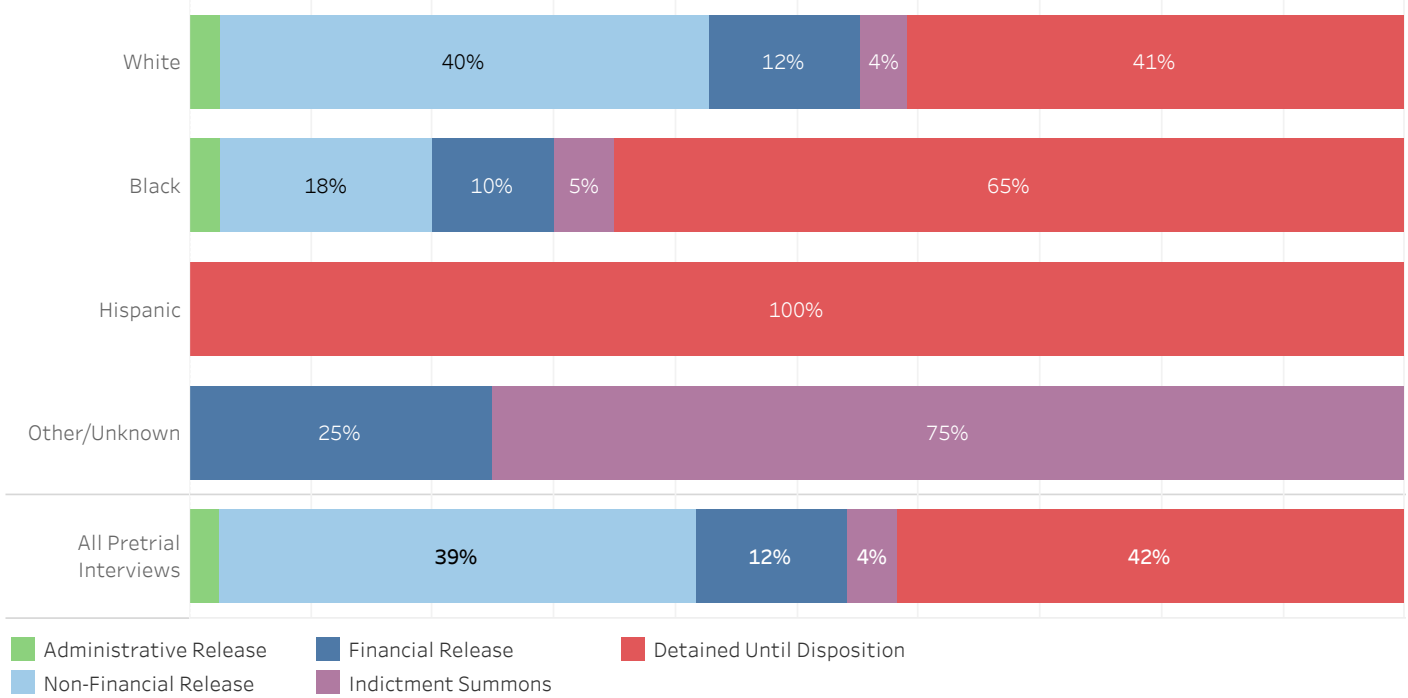
* 2019 Single-Race Population Estimates for Ages 15 and Older Only on CDC WONDER Online Database. Retrieved from <https://wonder.cdc.gov/wonder/help/single-race.html#Source> on November 3, 2021.



ADMINISTRATIVE OFFICE OF THE COURTS
Research and Statistics

Circuit Court Pretrial Interviews with Custody Ending
CY 2017-2021 CLAY COUNTY

Release Outcome Proportions by Defendant Race



Release Outcome Proportions by Defendant Race

		Administrative Release	Non-Financial Release	Financial Release	Indictment Summons	Detained Until Disposition	All Pretrial Interviews
White	Interviews	25	409	126	40	414	1,014
	% of Interviews	2%	40%	12%	4%	41%	100%
Black	Interviews	1	7	4	2	26	40
	% of Interviews	3%	18%	10%	5%	65%	100%
Hispanic	Interviews					2	2
	% of Interviews					100%	100%
Other/Unknown	Interviews			1	3		4
	% of Interviews			25%	75%		100%
All Pretrial Interviews	Interviews	26	416	131	45	442	1,060
	% of Interviews	2%	39%	12%	4%	42%	100%

* Data is provided from the Pretrial Information Management System

* Counts and percentages are of pretrial interviews.

* A single individual may have one or more pretrial interviews during the reported timeframe.

* 2019 Single-Race Population Estimates for Ages 15 and Older Only on CDC WONDER Online Database. Retrieved from <https://wonder.cdc.gov/wonder/help/single-race.html#Source> on November 3, 2021.

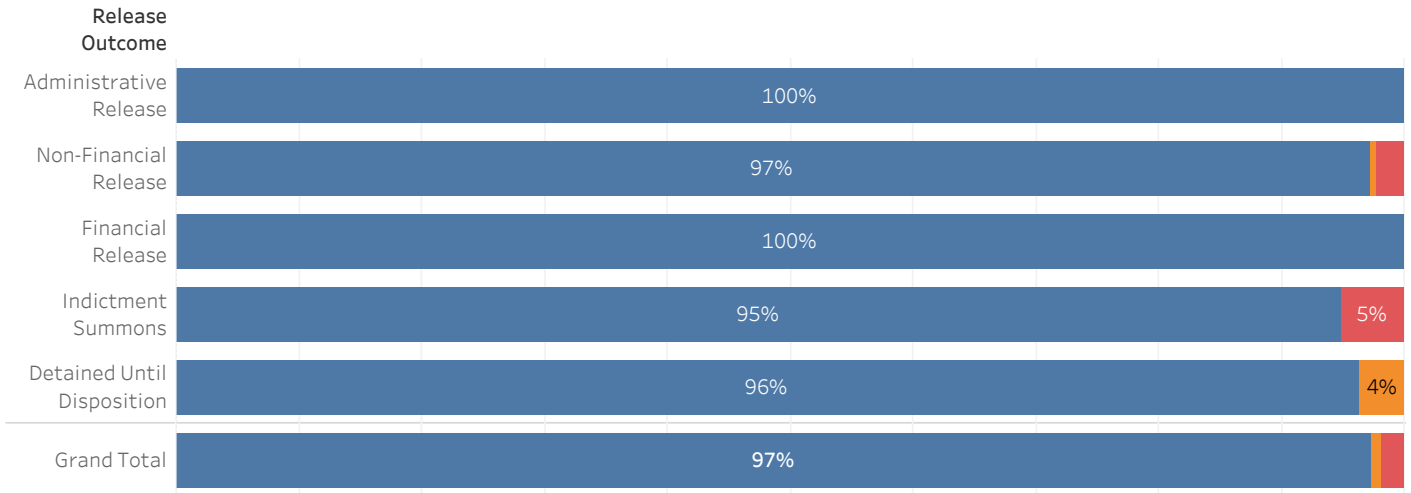


ADMINISTRATIVE OFFICE OF THE COURTS
Research and Statistics

Circuit Court Pretrial Interviews with Custody Ending
CY 2017-2021 CLINTON COUNTY

White Black Hispanic Other/Unknown

Defendant Race Proportions by Release Outcome



Kentucky State Population*



Kentucky State Population*

White	Black	Hispanic	Other/Unknown	Total
3,112,654	297,705	118,427	112,664	3,641,450

Defendant Race Proportions by Release Outcome

		White	Black	Hispanic	Grand Total
Administrative Release	Interviews	11			11
	% of Interviews	100%			100%
Non-Financial Release	Interviews	174	1	4	179
	% of Interviews	97%	1%	2%	100%
Financial Release	Interviews	52			52
	% of Interviews	100%			100%
Indictment Summons	Interviews	37		2	39
	% of Interviews	95%		5%	100%
Detained Until Disposition	Interviews	54	2		56
	% of Interviews	96%	4%		100%
All Pretrial Interviews	Interviews	328	3	6	337
	% of Interviews	97%	1%	2%	100%

* Data is provided from the Pretrial Information Management System

* Counts and percentages are of pretrial interviews.

* A single individual may have one or more pretrial interviews during the reported timeframe.

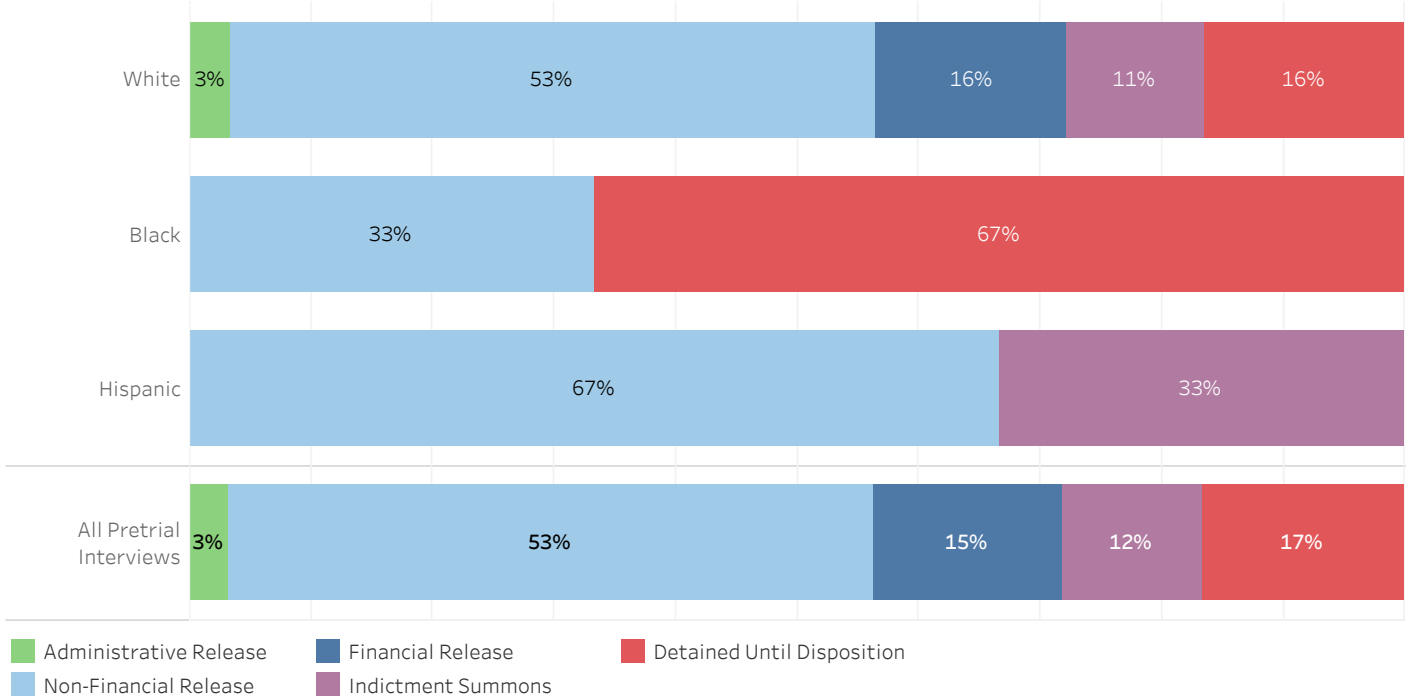
* 2019 Single-Race Population Estimates for Ages 15 and Older Only on CDC WONDER Online Database. Retrieved from <https://wonder.cdc.gov/wonder/help/single-race.html#Source> on November 3, 2021.



ADMINISTRATIVE OFFICE OF THE COURTS
Research and Statistics

Circuit Court Pretrial Interviews with Custody Ending
CY 2017-2021 CLINTON COUNTY

Release Outcome Proportions by Defendant Race



Release Outcome Proportions by Defendant Race

		Administrative Release	Non-Financial Release	Financial Release	Indictment Summons	Detained Until Disposition	All Pretrial Interviews
White	Interviews	11	174	52	37	54	328
	% of Interviews	3%	53%	16%	11%	16%	100%
Black	Interviews		1			2	3
	% of Interviews		33%			67%	100%
Hispanic	Interviews		4		2		6
	% of Interviews		67%		33%		100%
All Pretrial Interviews	Interviews	11	179	52	39	56	337
	% of Interviews	3%	53%	15%	12%	17%	100%

* Data is provided from the Pretrial Information Management System

* Counts and percentages are of pretrial interviews.

* A single individual may have one or more pretrial interviews during the reported timeframe.

* 2019 Single-Race Population Estimates for Ages 15 and Older Only on CDC WONDER Online Database. Retrieved from <https://wonder.cdc.gov/wonder/help/single-race.html#Source> on November 3, 2021.



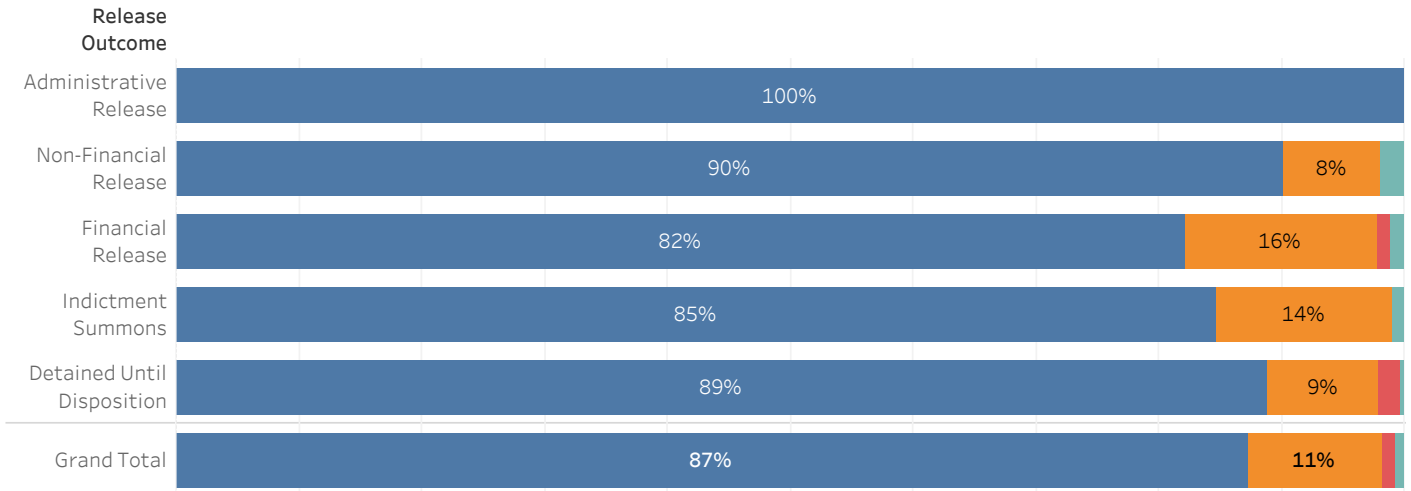
ADMINISTRATIVE OFFICE OF THE COURTS
Research and Statistics

19_PINS8020

Circuit Court Pretrial Interviews with Custody Ending
CY 2017-2021 CRITTENDEN COUNTY

White Black Hispanic Other/Unknown

Defendant Race Proportions by Release Outcome



Kentucky State Population*



Kentucky State Population*

White	Black	Hispanic	Other/Unknown	Total
3,112,654	297,705	118,427	112,664	3,641,450

Defendant Race Proportions by Release Outcome

		White	Black	Hispanic	Other/Unknown	Grand Total
Administrative Release	Interviews	8				8
	% of Interviews	100%				100%
Non-Financial Release	Interviews	46	4		1	51
	% of Interviews	90%	8%		2%	100%
Financial Release	Interviews	74	14	1	1	90
	% of Interviews	82%	16%	1%	1%	100%
Indictment Summons	Interviews	83	14		1	98
	% of Interviews	85%	14%		1%	100%
Detained Until Disposition	Interviews	255	26	5	1	287
	% of Interviews	89%	9%	2%	0%	100%
All Pretrial Interviews	Interviews	466	58	6	4	534
	% of Interviews	87%	11%	1%	1%	100%

* Data is provided from the Pretrial Information Management System

* Counts and percentages are of pretrial interviews.

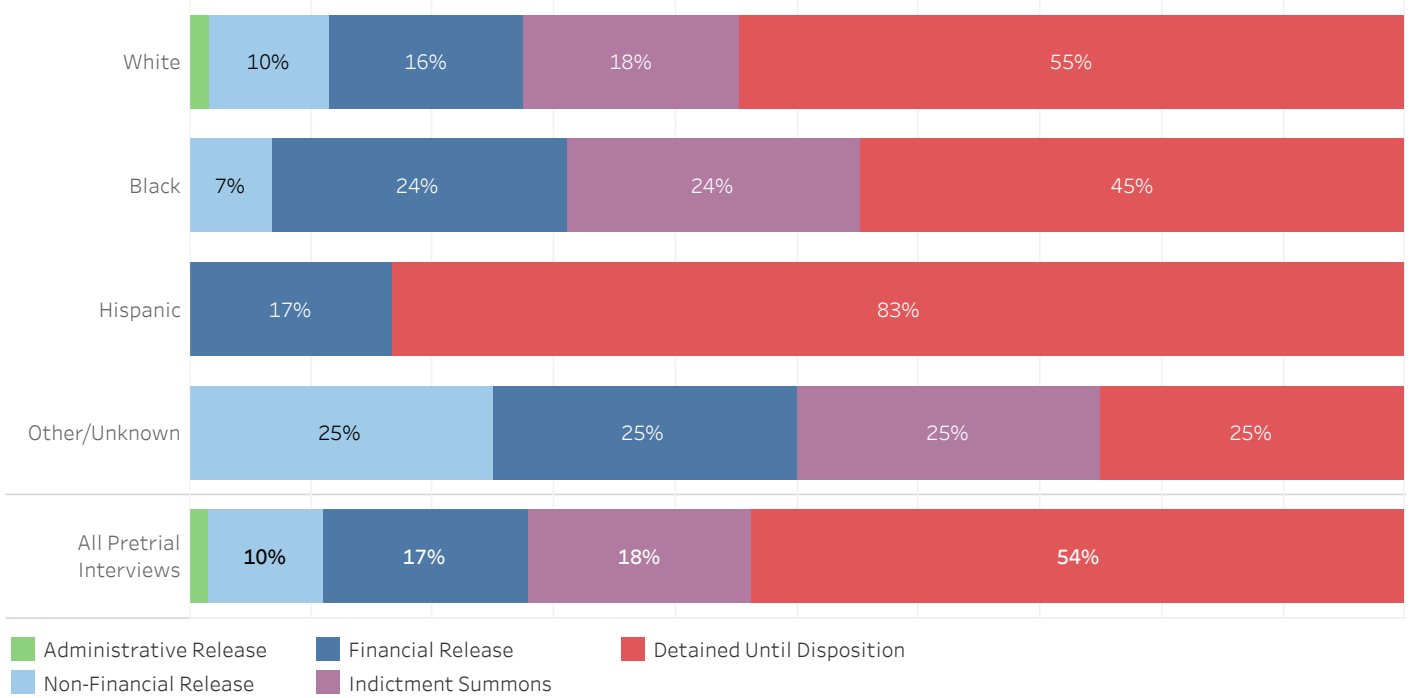
* A single individual may have one or more pretrial interviews during the reported timeframe.

* 2019 Single-Race Population Estimates for Ages 15 and Older Only on CDC WONDER Online Database. Retrieved from <https://wonder.cdc.gov/wonder/help/single-race.html#Source> on November 3, 2021.



**Circuit Court Pretrial Interviews with Custody Ending
CY 2017-2021 CRITTENDEN COUNTY**

Release Outcome Proportions by Defendant Race



Release Outcome Proportions by Defendant Race

		Administrative Release	Non-Financial Release	Financial Release	Indictment Summons	Detained Until Disposition	All Pretrial Interviews
White	Interviews	8	46	74	83	255	466
	% of Interviews	2%	10%	16%	18%	55%	100%
Black	Interviews		4	14	14	26	58
	% of Interviews		7%	24%	24%	45%	100%
Hispanic	Interviews			1		5	6
	% of Interviews			17%		83%	100%
Other/Unknown	Interviews		1	1	1	1	4
	% of Interviews		25%	25%	25%	25%	100%
All Pretrial Interviews	Interviews	8	51	90	98	287	534
	% of Interviews	1%	10%	17%	18%	54%	100%

* Data is provided from the Pretrial Information Management System

* Counts and percentages are of pretrial interviews.

* A single individual may have one or more pretrial interviews during the reported timeframe.

* 2019 Single-Race Population Estimates for Ages 15 and Older Only on CDC WONDER Online Database. Retrieved from <https://wonder.cdc.gov/wonder/help/single-race.html#Source> on November 3, 2021.

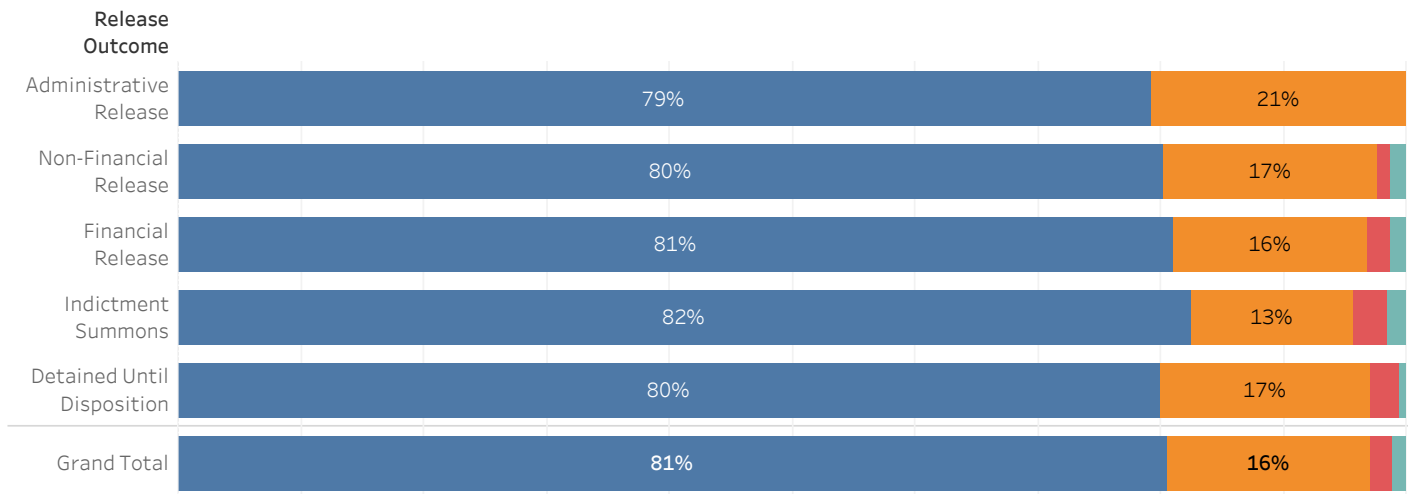


ADMINISTRATIVE OFFICE OF THE COURTS
Research and Statistics

Circuit Court Pretrial Interviews with Custody Ending
CY 2017-2021 DAVIESS COUNTY

White Black Hispanic Other/Unknown

Defendant Race Proportions by Release Outcome



Kentucky State Population*



Kentucky State Population*

White	Black	Hispanic	Other/Unknown	Total
3,112,654	297,705	118,427	112,664	3,641,450

Defendant Race Proportions by Release Outcome

		White	Black	Hispanic	Other/Unknown	Grand Total
Administrative Release	Interviews	23	6			29
	% of Interviews	79%	21%			100%
Non-Financial Release	Interviews	1,655	360	21	27	2,063
	% of Interviews	80%	17%	1%	1%	100%
Financial Release	Interviews	309	60	7	5	381
	% of Interviews	81%	16%	2%	1%	100%
Indictment Summons	Interviews	679	109	23	13	824
	% of Interviews	82%	13%	3%	2%	100%
Detained Until Disposition	Interviews	1,251	267	37	9	1,564
	% of Interviews	80%	17%	2%	1%	100%
All Pretrial Interviews	Interviews	3,917	802	88	54	4,861
	% of Interviews	81%	16%	2%	1%	100%

* Data is provided from the Pretrial Information Management System

* Counts and percentages are of pretrial interviews.

* A single individual may have one or more pretrial interviews during the reported timeframe.

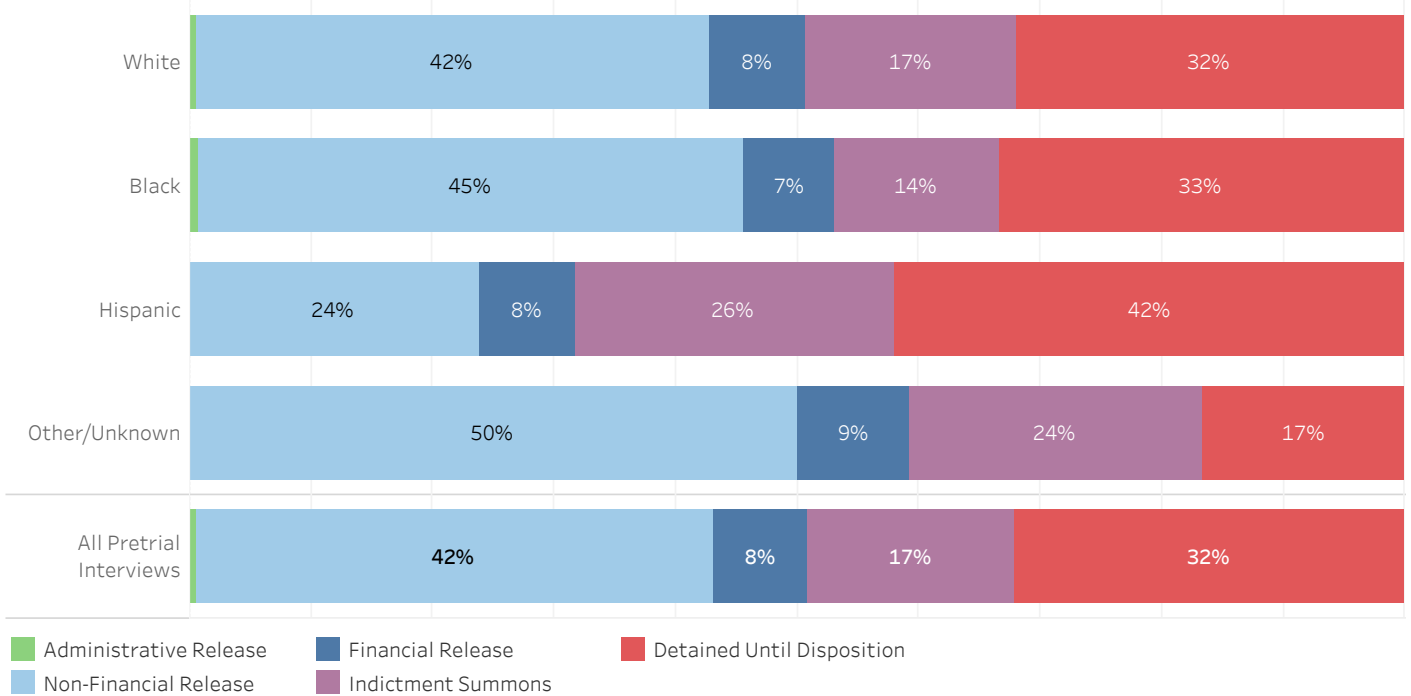
* 2019 Single-Race Population Estimates for Ages 15 and Older Only on CDC WONDER Online Database. Retrieved from <https://wonder.cdc.gov/wonder/help/single-race.html#Source> on November 3, 2021.



ADMINISTRATIVE OFFICE OF THE COURTS
Research and Statistics

Circuit Court Pretrial Interviews with Custody Ending
CY 2017-2021 DAVIESS COUNTY

Release Outcome Proportions by Defendant Race



Release Outcome Proportions by Defendant Race

		Administrative Release	Non-Financial Release	Financial Release	Indictment Summons	Detained Until Disposition	All Pretrial Interviews
White	Interviews	23	1,655	309	679	1,251	3,917
	% of Interviews	1%	42%	8%	17%	32%	100%
Black	Interviews	6	360	60	109	267	802
	% of Interviews	1%	45%	7%	14%	33%	100%
Hispanic	Interviews		21	7	23	37	88
	% of Interviews		24%	8%	26%	42%	100%
Other/Unknown	Interviews		27	5	13	9	54
	% of Interviews		50%	9%	24%	17%	100%
All Pretrial Interviews	Interviews	29	2,063	381	824	1,564	4,861
	% of Interviews	1%	42%	8%	17%	32%	100%

* Data is provided from the Pretrial Information Management System
 * Counts and percentages are of pretrial interviews.
 * A single individual may have one or more pretrial interviews during the reported timeframe.
 * 2019 Single-Race Population Estimates for Ages 15 and Older Only on CDC WONDER Online Database. Retrieved from <https://wonder.cdc.gov/wonder/help/single-race.html#Source> on November 3, 2021.

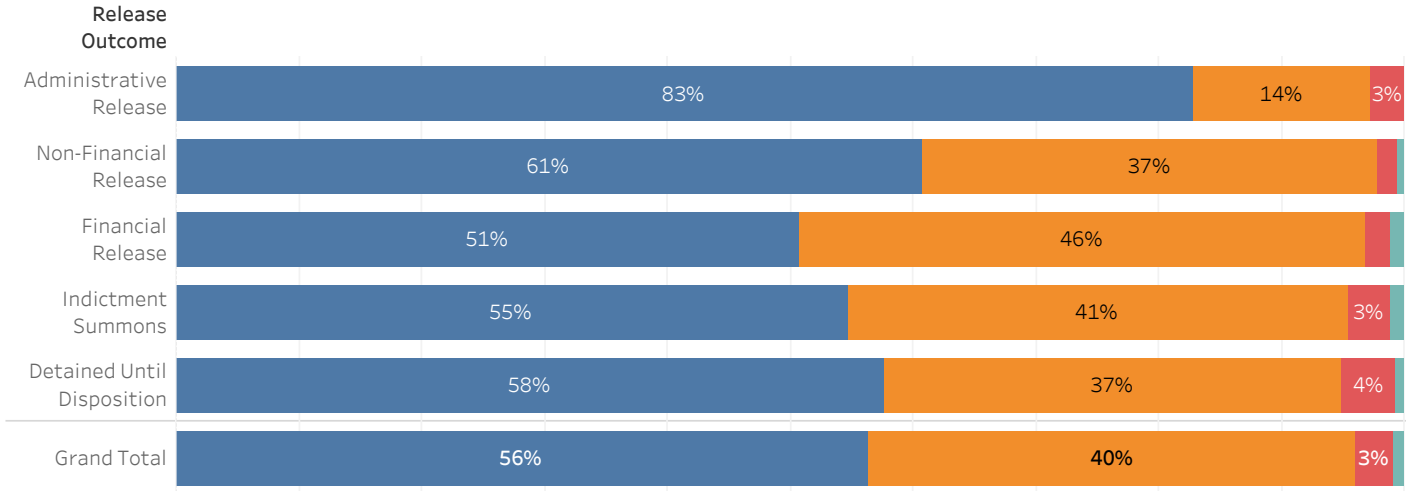


ADMINISTRATIVE OFFICE OF THE COURTS
Research and Statistics

Circuit Court Pretrial Interviews with Custody Ending
CY 2017-2021 FAYETTE COUNTY

White Black Hispanic Other/Unknown

Defendant Race Proportions by Release Outcome



Kentucky State Population*



Kentucky State Population*

White	Black	Hispanic	Other/Unknown	Total
3,112,654	297,705	118,427	112,664	3,641,450

Defendant Race Proportions by Release Outcome

		White	Black	Hispanic	Other/Unknown	Grand Total
Administrative Release	Interviews	29	5	1		35
	% of Interviews	83%	14%	3%		100%
Non-Financial Release	Interviews	938	571	25	9	1,543
	% of Interviews	61%	37%	2%	1%	100%
Financial Release	Interviews	862	783	35	19	1,699
	% of Interviews	51%	46%	2%	1%	100%
Indictment Summons	Interviews	675	502	42	14	1,233
	% of Interviews	55%	41%	3%	1%	100%
Detained Until Disposition	Interviews	1,641	1,058	128	20	2,847
	% of Interviews	58%	37%	4%	1%	100%
All Pretrial Interviews	Interviews	4,145	2,919	231	62	7,357
	% of Interviews	56%	40%	3%	1%	100%

* Data is provided from the Pretrial Information Management System

* Counts and percentages are of pretrial interviews.

* A single individual may have one or more pretrial interviews during the reported timeframe.

* 2019 Single-Race Population Estimates for Ages 15 and Older Only on CDC WONDER Online Database. Retrieved from <https://wonder.cdc.gov/wonder/help/single-race.html#Source> on November 3, 2021.

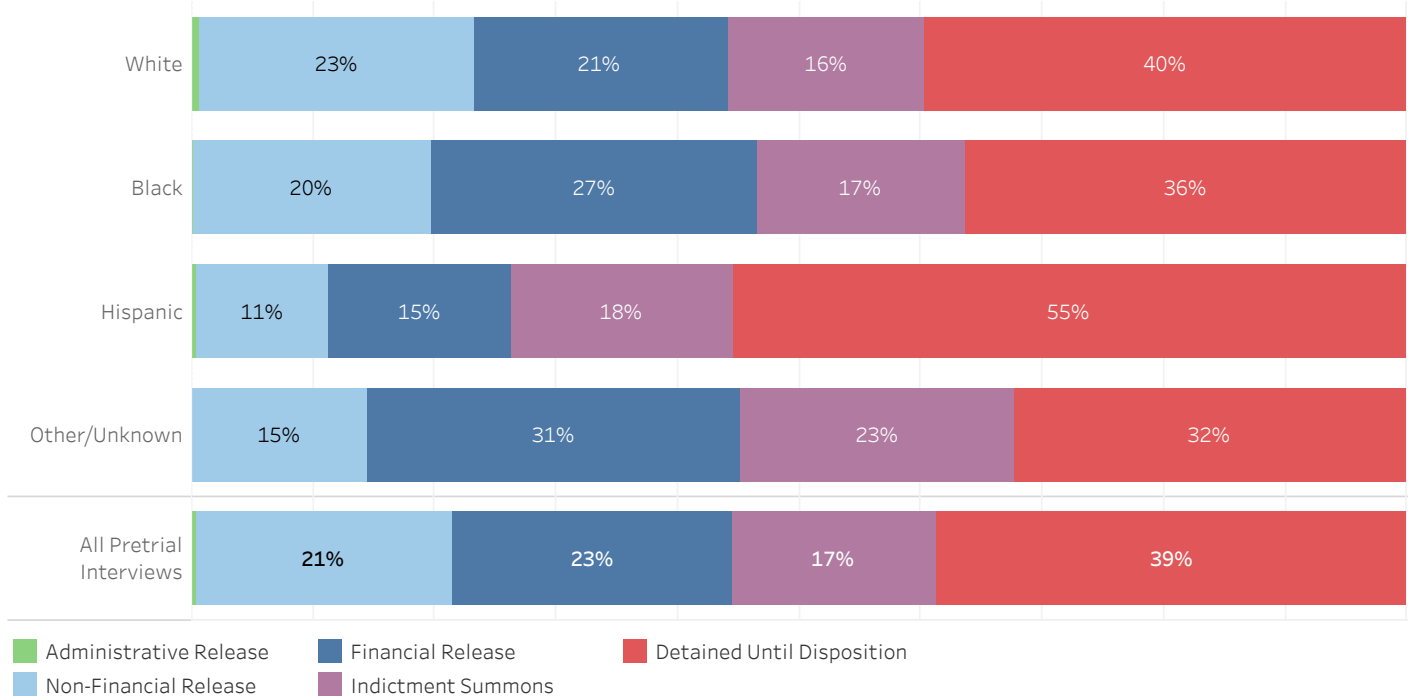


ADMINISTRATIVE OFFICE OF THE COURTS
Research and Statistics

19_PINS8020

Circuit Court Pretrial Interviews with Custody Ending
CY 2017-2021 FAYETTE COUNTY

Release Outcome Proportions by Defendant Race



Release Outcome Proportions by Defendant Race

		Administrative Release	Non-Financial Release	Financial Release	Indictment Summons	Detained Until Disposition	All Pretrial Interviews
White	Interviews	29	938	862	675	1,641	4,145
	% of Interviews	1%	23%	21%	16%	40%	100%
Black	Interviews	5	571	783	502	1,058	2,919
	% of Interviews	0%	20%	27%	17%	36%	100%
Hispanic	Interviews	1	25	35	42	128	231
	% of Interviews	0%	11%	15%	18%	55%	100%
Other/Unknown	Interviews		9	19	14	20	62
	% of Interviews		15%	31%	23%	32%	100%
All Pretrial Interviews	Interviews	35	1,543	1,699	1,233	2,847	7,357
	% of Interviews	0%	21%	23%	17%	39%	100%

* Data is provided from the Pretrial Information Management System

* Counts and percentages are of pretrial interviews.

* A single individual may have one or more pretrial interviews during the reported timeframe.

* 2019 Single-Race Population Estimates for Ages 15 and Older Only on CDC WONDER Online Database. Retrieved from <https://wonder.cdc.gov/wonder/help/single-race.html#Source> on November 3, 2021.

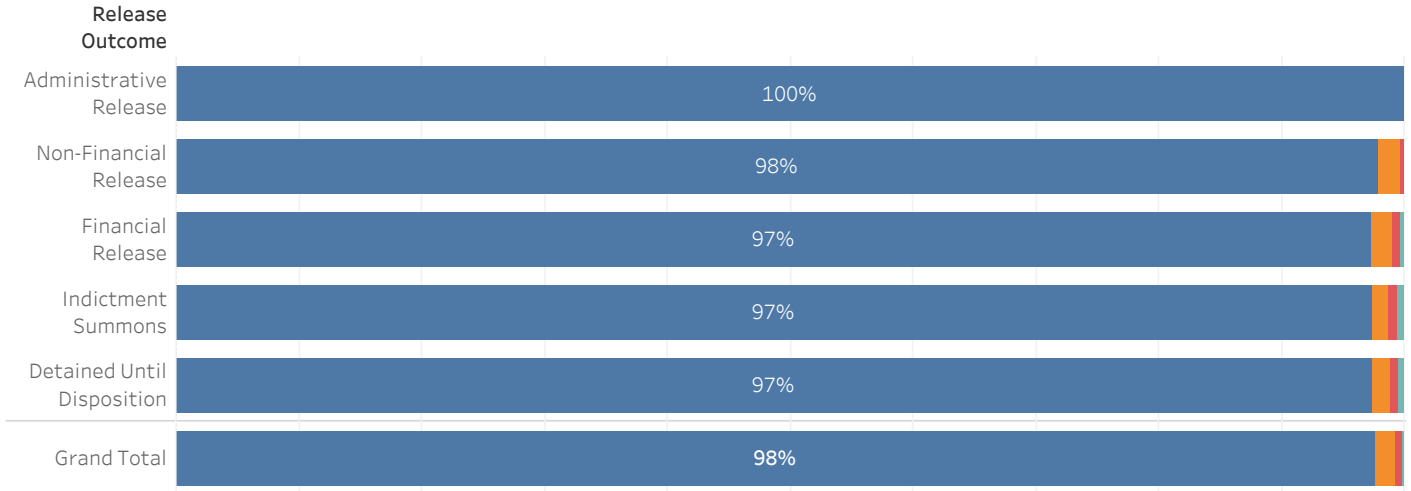


ADMINISTRATIVE OFFICE OF THE COURTS
Research and Statistics

Circuit Court Pretrial Interviews with Custody Ending
CY 2017-2021 FLOYD COUNTY

White Black Hispanic Other/Unknown

Defendant Race Proportions by Release Outcome



Kentucky State Population*



Kentucky State Population*

White	Black	Hispanic	Other/Unknown	Total
3,112,654	297,705	118,427	112,664	3,641,450

Defendant Race Proportions by Release Outcome

		White	Black	Hispanic	Other/Unknown	Grand Total
Administrative Release	Interviews	15				15
	% of Interviews	100%				100%
Non-Financial Release	Interviews	595	11	2		608
	% of Interviews	98%	2%	0%		100%
Financial Release	Interviews	397	7	3	1	408
	% of Interviews	97%	2%	1%	0%	100%
Indictment Summons	Interviews	149	2	1	1	153
	% of Interviews	97%	1%	1%	1%	100%
Detained Until Disposition	Interviews	254	4	2	1	261
	% of Interviews	97%	2%	1%	0%	100%
All Pretrial Interviews	Interviews	1,410	24	8	3	1,445
	% of Interviews	98%	2%	1%	0%	100%

* Data is provided from the Pretrial Information Management System

* Counts and percentages are of pretrial interviews.

* A single individual may have one or more pretrial interviews during the reported timeframe.

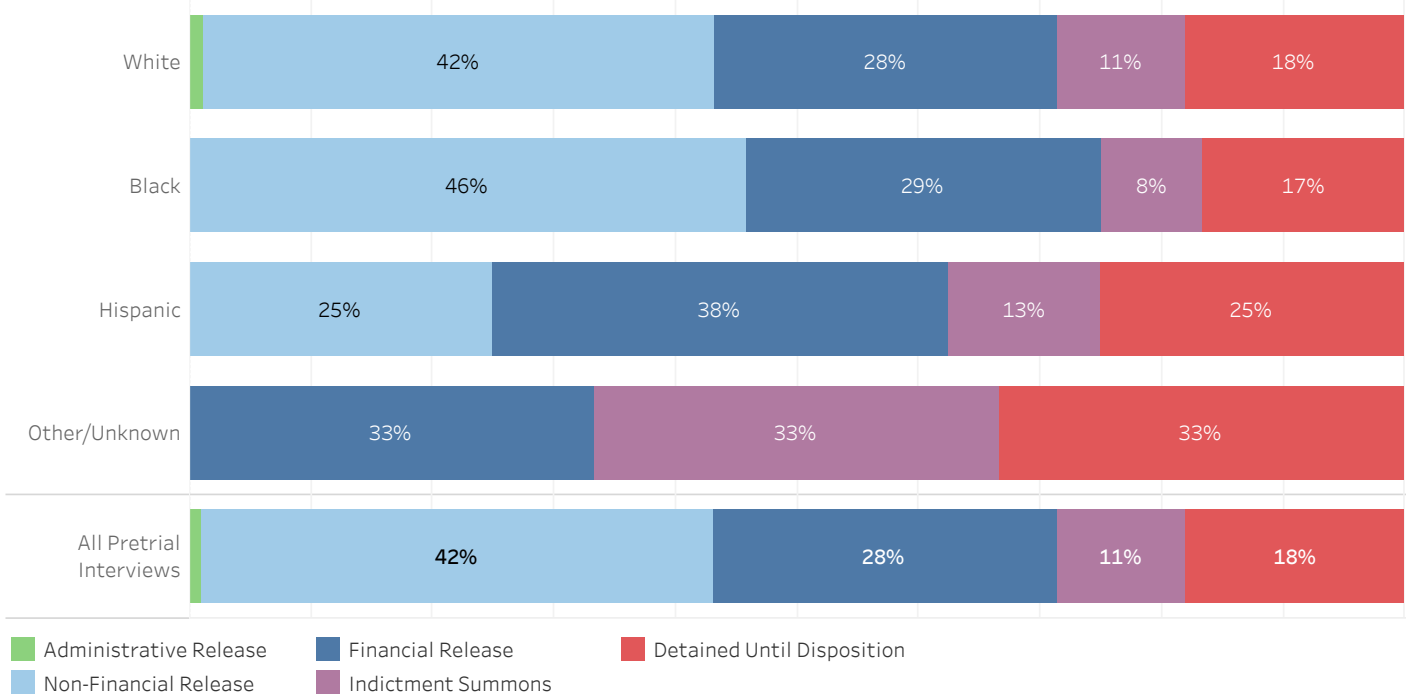
* 2019 Single-Race Population Estimates for Ages 15 and Older Only on CDC WONDER Online Database. Retrieved from <https://wonder.cdc.gov/wonder/help/single-race.html#Source> on November 3, 2021.



ADMINISTRATIVE OFFICE OF THE COURTS
Research and Statistics

Circuit Court Pretrial Interviews with Custody Ending
CY 2017-2021 FLOYD COUNTY

Release Outcome Proportions by Defendant Race



Release Outcome Proportions by Defendant Race

		Administrative Release	Non-Financial Release	Financial Release	Indictment Summons	Detained Until Disposition	All Pretrial Interviews
White	Interviews	15	595	397	149	254	1,410
	% of Interviews	1%	42%	28%	11%	18%	100%
Black	Interviews		11	7	2	4	24
	% of Interviews		46%	29%	8%	17%	100%
Hispanic	Interviews		2	3	1	2	8
	% of Interviews		25%	38%	13%	25%	100%
Other/Unknown	Interviews			1	1	1	3
	% of Interviews			33%	33%	33%	100%
All Pretrial Interviews	Interviews	15	608	408	153	261	1,445
	% of Interviews	1%	42%	28%	11%	18%	100%

* Data is provided from the Pretrial Information Management System
 * Counts and percentages are of pretrial interviews.
 * A single individual may have one or more pretrial interviews during the reported timeframe.
 * 2019 Single-Race Population Estimates for Ages 15 and Older Only on CDC WONDER Online Database. Retrieved from <https://wonder.cdc.gov/wonder/help/single-race.html#Source> on November 3, 2021.



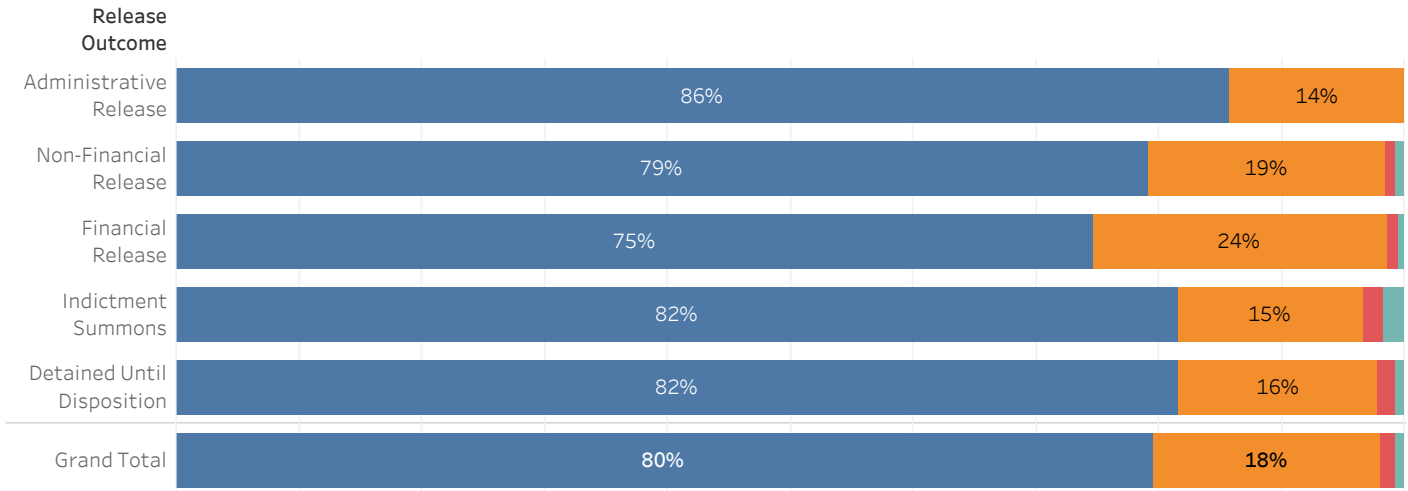
ADMINISTRATIVE OFFICE OF THE COURTS
Research and Statistics

19_PINS8020

Circuit Court Pretrial Interviews with Custody Ending
CY 2017-2021 FRANKLIN COUNTY

White Black Hispanic Other/Unknown

Defendant Race Proportions by Release Outcome



Kentucky State Population*



Kentucky State Population*

White	Black	Hispanic	Other/Unknown	Total
3,112,654	297,705	118,427	112,664	3,641,450

Defendant Race Proportions by Release Outcome

		White	Black	Hispanic	Other/Unknown	Grand Total
Administrative Release	Interviews	12	2			14
	% of Interviews	86%	14%			100%
Non-Financial Release	Interviews	468	114	5	4	591
	% of Interviews	79%	19%	1%	1%	100%
Financial Release	Interviews	314	100	4	2	420
	% of Interviews	75%	24%	1%	0%	100%
Indictment Summons	Interviews	147	27	3	3	180
	% of Interviews	82%	15%	2%	2%	100%
Detained Until Disposition	Interviews	749	149	13	7	918
	% of Interviews	82%	16%	1%	1%	100%
All Pretrial Interviews	Interviews	1,690	392	25	16	2,123
	% of Interviews	80%	18%	1%	1%	100%

* Data is provided from the Pretrial Information Management System

* Counts and percentages are of pretrial interviews.

* A single individual may have one or more pretrial interviews during the reported timeframe.

* 2019 Single-Race Population Estimates for Ages 15 and Older Only on CDC WONDER Online Database. Retrieved from <https://wonder.cdc.gov/wonder/help/single-race.html#Source> on November 3, 2021.

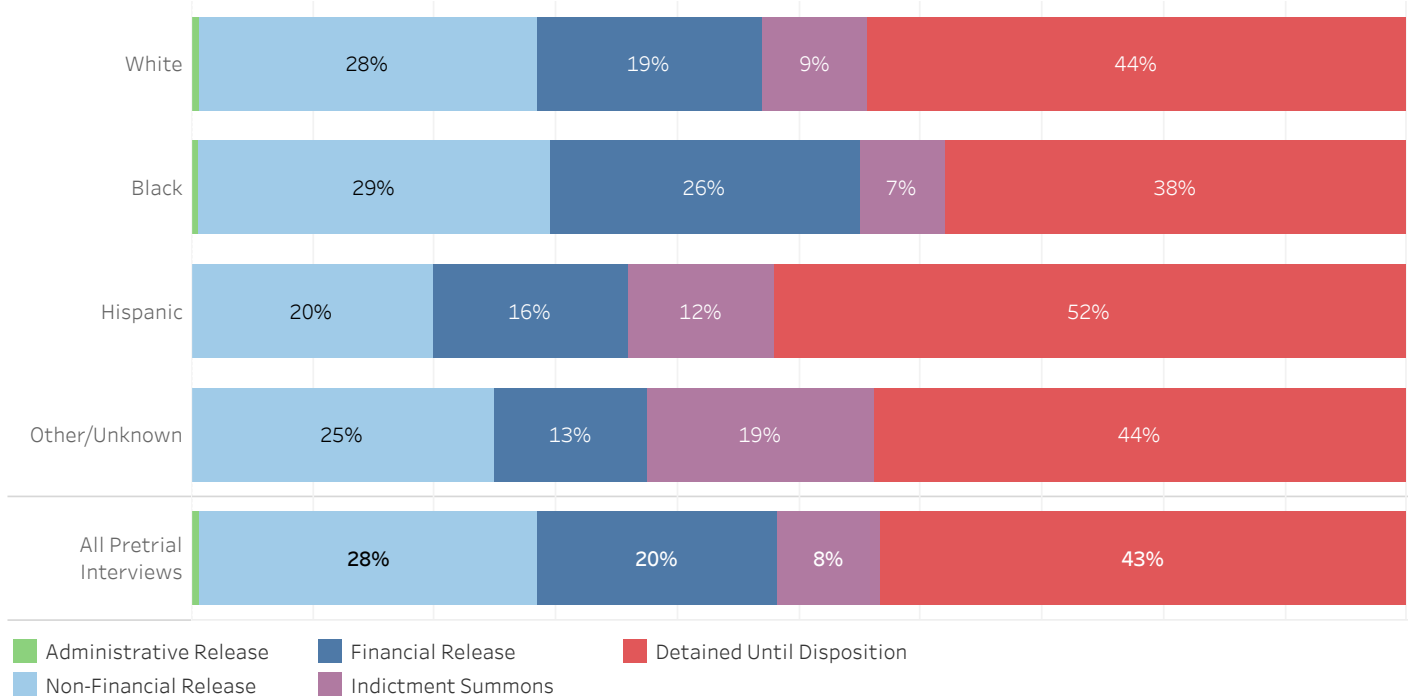


ADMINISTRATIVE OFFICE OF THE COURTS
Research and Statistics

19_PINS8020

Circuit Court Pretrial Interviews with Custody Ending
CY 2017-2021 FRANKLIN COUNTY

Release Outcome Proportions by Defendant Race



Release Outcome Proportions by Defendant Race

		Administrative Release	Non-Financial Release	Financial Release	Indictment Summons	Detained Until Disposition	All Pretrial Interviews
White	Interviews	12	468	314	147	749	1,690
	% of Interviews	1%	28%	19%	9%	44%	100%
Black	Interviews	2	114	100	27	149	392
	% of Interviews	1%	29%	26%	7%	38%	100%
Hispanic	Interviews		5	4	3	13	25
	% of Interviews		20%	16%	12%	52%	100%
Other/Unknown	Interviews		4	2	3	7	16
	% of Interviews		25%	13%	19%	44%	100%
All Pretrial Interviews	Interviews	14	591	420	180	918	2,123
	% of Interviews	1%	28%	20%	8%	43%	100%

* Data is provided from the Pretrial Information Management System

* Counts and percentages are of pretrial interviews.

* A single individual may have one or more pretrial interviews during the reported timeframe.

* 2019 Single-Race Population Estimates for Ages 15 and Older Only on CDC WONDER Online Database. Retrieved from <https://wonder.cdc.gov/wonder/help/single-race.html#Source> on November 3, 2021.

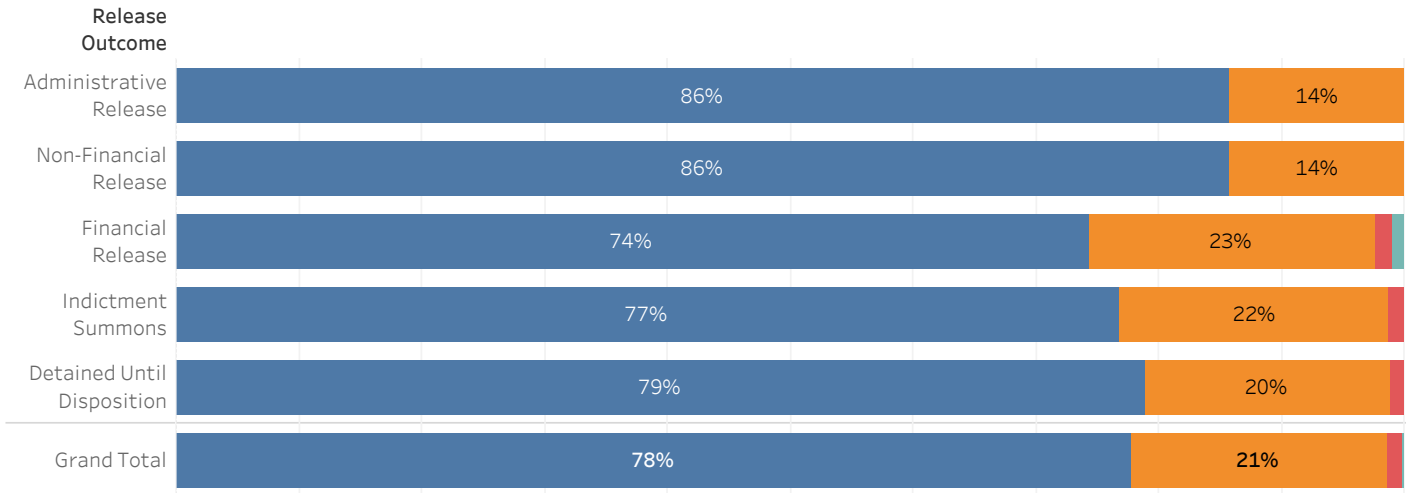


ADMINISTRATIVE OFFICE OF THE COURTS
Research and Statistics

Circuit Court Pretrial Interviews with Custody Ending
CY 2017-2021 FULTON COUNTY

White Black Hispanic Other/Unknown

Defendant Race Proportions by Release Outcome



Kentucky State Population*



Kentucky State Population*

White	Black	Hispanic	Other/Unknown	Total
3,112,654	297,705	118,427	112,664	3,641,450

Defendant Race Proportions by Release Outcome

		White	Black	Hispanic	Other/Unknown	Grand Total
Administrative Release	Interviews	6	1			7
	% of Interviews	86%	14%			100%
Non-Financial Release	Interviews	48	8			56
	% of Interviews	86%	14%			100%
Financial Release	Interviews	156	49	3	2	210
	% of Interviews	74%	23%	1%	1%	100%
Indictment Summons	Interviews	188	54	3		245
	% of Interviews	77%	22%	1%		100%
Detained Until Disposition	Interviews	332	84	5		421
	% of Interviews	79%	20%	1%		100%
All Pretrial Interviews	Interviews	730	196	11	2	939
	% of Interviews	78%	21%	1%	0%	100%

* Data is provided from the Pretrial Information Management System

* Counts and percentages are of pretrial interviews.

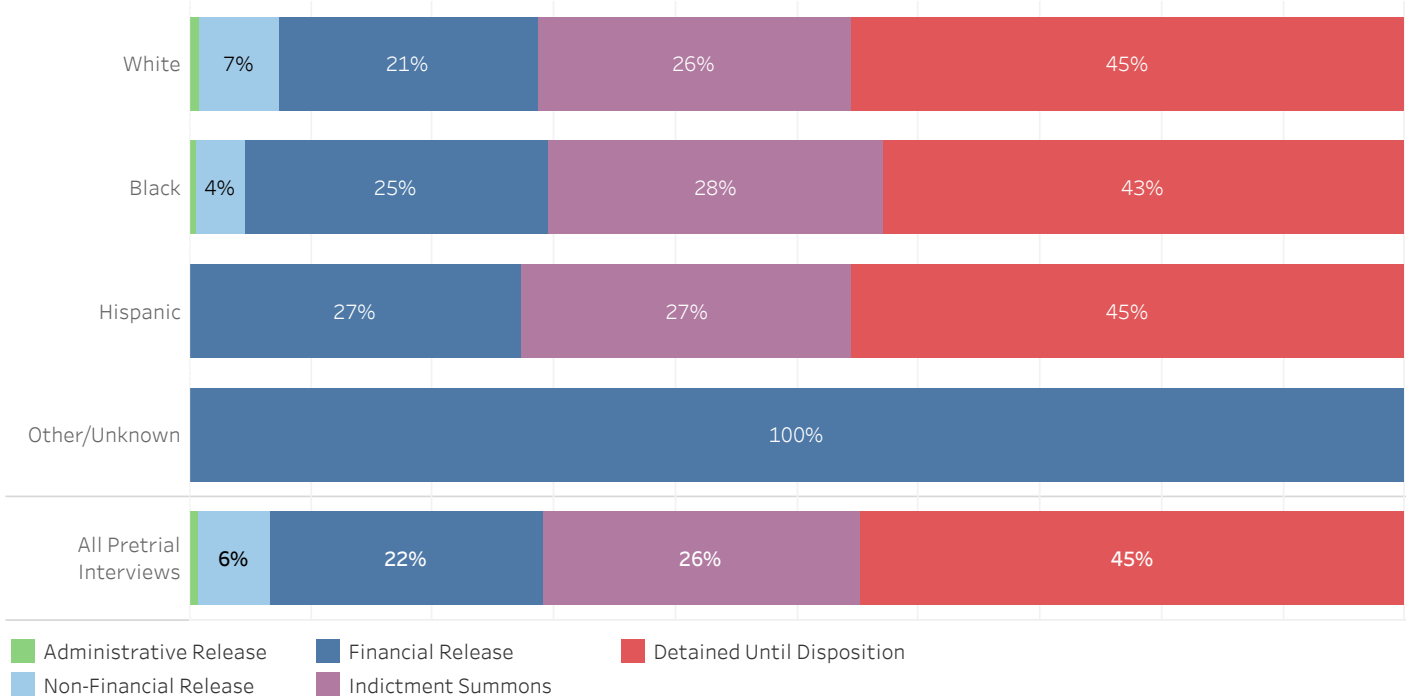
* A single individual may have one or more pretrial interviews during the reported timeframe.

* 2019 Single-Race Population Estimates for Ages 15 and Older Only on CDC WONDER Online Database. Retrieved from <https://wonder.cdc.gov/wonder/help/single-race.html#Source> on November 3, 2021.



**Circuit Court Pretrial Interviews with Custody Ending
CY 2017-2021 FULTON COUNTY**

Release Outcome Proportions by Defendant Race



Release Outcome Proportions by Defendant Race

		Administrative Release	Non-Financial Release	Financial Release	Indictment Summons	Detained Until Disposition	All Pretrial Interviews
White	Interviews	6	48	156	188	332	730
	% of Interviews	1%	7%	21%	26%	45%	100%
Black	Interviews	1	8	49	54	84	196
	% of Interviews	1%	4%	25%	28%	43%	100%
Hispanic	Interviews			3	3	5	11
	% of Interviews			27%	27%	45%	100%
Other/Unknown	Interviews			2			2
	% of Interviews			100%			100%
All Pretrial Interviews	Interviews	7	56	210	245	421	939
	% of Interviews	1%	6%	22%	26%	45%	100%

* Data is provided from the Pretrial Information Management System

* Counts and percentages are of pretrial interviews.

* A single individual may have one or more pretrial interviews during the reported timeframe.

* 2019 Single-Race Population Estimates for Ages 15 and Older Only on CDC WONDER Online Database. Retrieved from <https://wonder.cdc.gov/wonder/help/single-race.html#Source> on November 3, 2021.



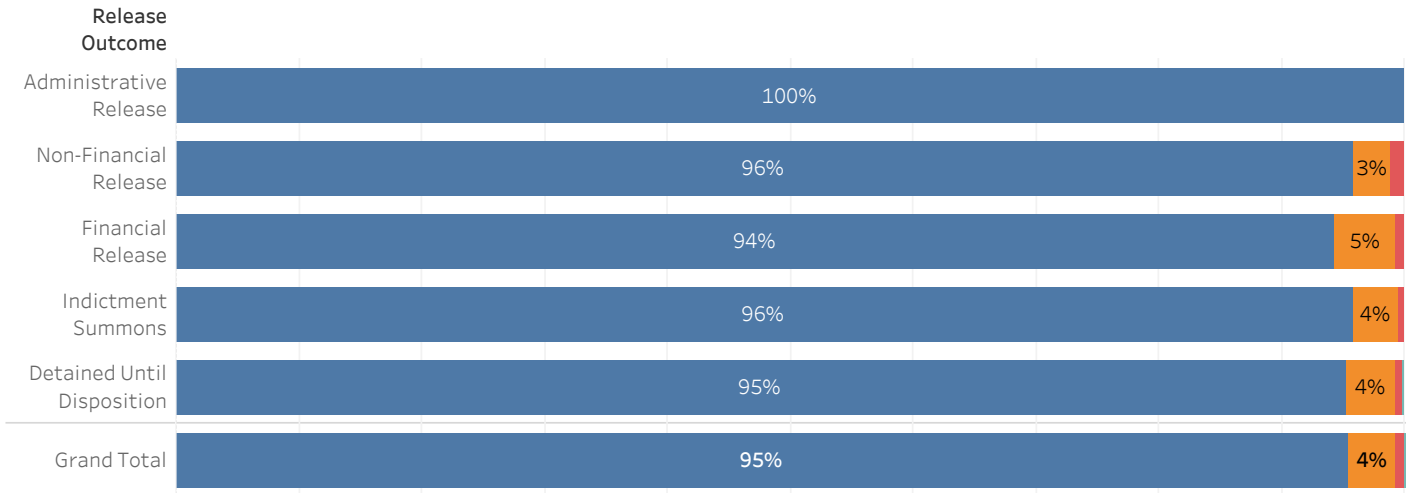
ADMINISTRATIVE OFFICE OF THE COURTS
Research and Statistics

19_PINS8020

Circuit Court Pretrial Interviews with Custody Ending
CY 2017-2021 GRANT COUNTY

White Black Hispanic Other/Unknown

Defendant Race Proportions by Release Outcome



Kentucky State Population*



Kentucky State Population*

White	Black	Hispanic	Other/Unknown	Total
3,112,654	297,705	118,427	112,664	3,641,450

Defendant Race Proportions by Release Outcome

		White	Black	Hispanic	Other/Unknown	Grand Total
Administrative Release	Interviews	8	0	0	0	8
	% of Interviews	100%	0%	0%	0%	100%
Non-Financial Release	Interviews	251	8	3	0	262
	% of Interviews	96%	3%	1%	0%	100%
Financial Release	Interviews	134	7	1	0	142
	% of Interviews	94%	5%	1%	0%	100%
Indictment Summons	Interviews	209	8	1	0	218
	% of Interviews	96%	4%	0%	0%	100%
Detained Until Disposition	Interviews	679	29	4	1	713
	% of Interviews	95%	4%	1%	0%	100%
All Pretrial Interviews	Interviews	1,281	52	9	1	1,343
	% of Interviews	95%	4%	1%	0%	100%

* Data is provided from the Pretrial Information Management System

* Counts and percentages are of pretrial interviews.

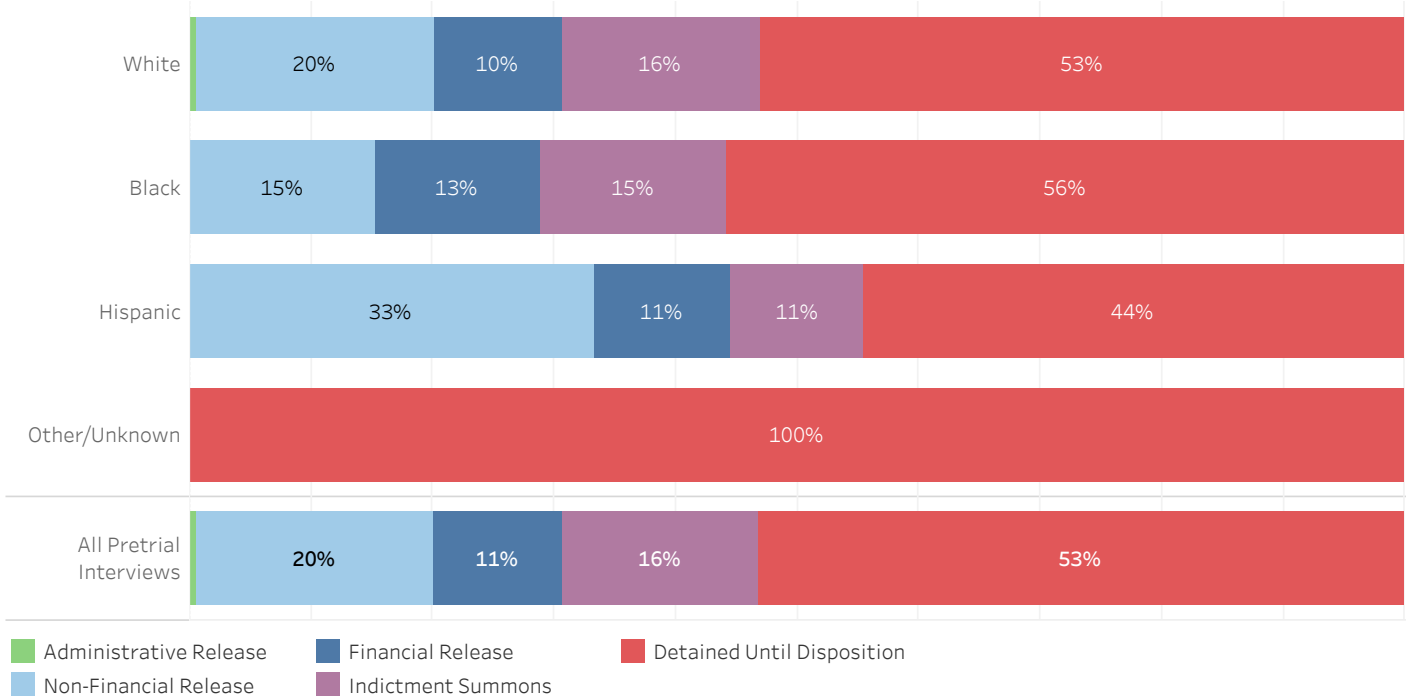
* A single individual may have one or more pretrial interviews during the reported timeframe.

* 2019 Single-Race Population Estimates for Ages 15 and Older Only on CDC WONDER Online Database. Retrieved from <https://wonder.cdc.gov/wonder/help/single-race.html#Source> on November 3, 2021.



**Circuit Court Pretrial Interviews with Custody Ending
CY 2017-2021 GRANT COUNTY**

Release Outcome Proportions by Defendant Race



Release Outcome Proportions by Defendant Race

		Administrative Release	Non-Financial Release	Financial Release	Indictment Summons	Detained Until Disposition	All Pretrial Interviews
White	Interviews	8	251	134	209	679	1,281
	% of Interviews	1%	20%	10%	16%	53%	100%
Black	Interviews		8	7	8	29	52
	% of Interviews		15%	13%	15%	56%	100%
Hispanic	Interviews		3	1	1	4	9
	% of Interviews		33%	11%	11%	44%	100%
Other/Unknown	Interviews					1	1
	% of Interviews					100%	100%
All Pretrial Interviews	Interviews	8	262	142	218	713	1,343
	% of Interviews	1%	20%	11%	16%	53%	100%

* Data is provided from the Pretrial Information Management System

* Counts and percentages are of pretrial interviews.

* A single individual may have one or more pretrial interviews during the reported timeframe.

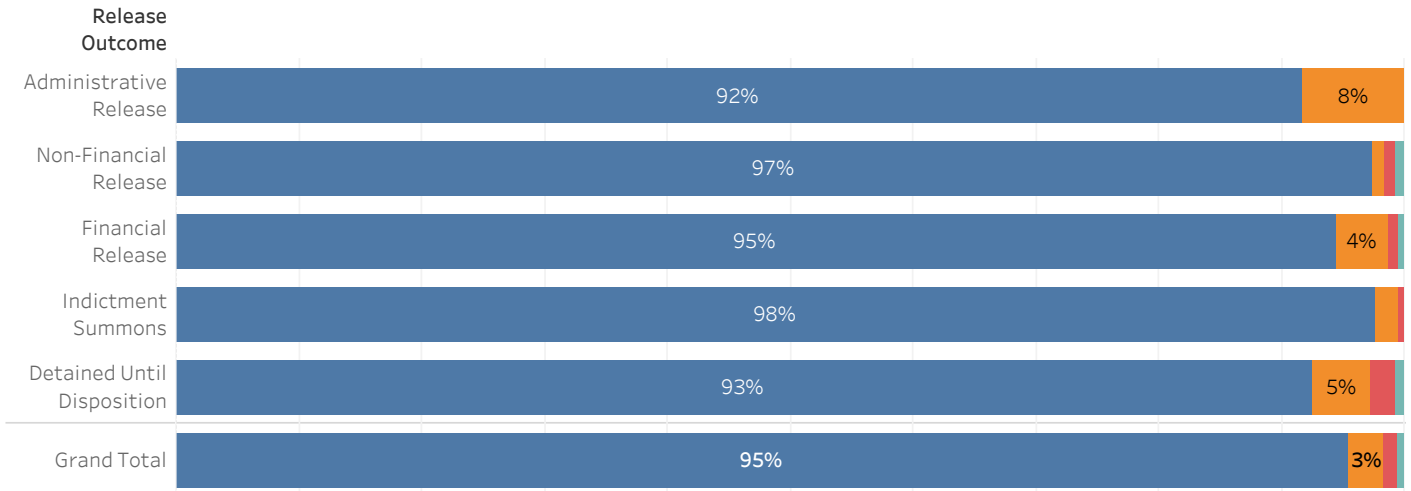
* 2019 Single-Race Population Estimates for Ages 15 and Older Only on CDC WONDER Online Database. Retrieved from <https://wonder.cdc.gov/wonder/help/single-race.html#Source> on November 3, 2021.



**Circuit Court Pretrial Interviews with Custody Ending
CY 2017-2021 GRAYSON COUNTY**

■ White ■ Black ■ Hispanic ■ Other/Unknown

Defendant Race Proportions by Release Outcome



Kentucky State Population*



Kentucky State Population*

White	Black	Hispanic	Other/Unknown	Total
3,112,654	297,705	118,427	112,664	3,641,450

Defendant Race Proportions by Release Outcome

		White	Black	Hispanic	Other/Unknown	Grand Total
Administrative Release	Interviews	11	1			12
	% of Interviews	92%	8%			100%
Non-Financial Release	Interviews	400	4	4	3	411
	% of Interviews	97%	1%	1%	1%	100%
Financial Release	Interviews	224	10	2	1	237
	% of Interviews	95%	4%	1%	0%	100%
Indictment Summons	Interviews	249	5	1		255
	% of Interviews	98%	2%	0%		100%
Detained Until Disposition	Interviews	370	19	8	3	400
	% of Interviews	93%	5%	2%	1%	100%
All Pretrial Interviews	Interviews	1,254	39	15	7	1,315
	% of Interviews	95%	3%	1%	1%	100%

* Data is provided from the Pretrial Information Management System

* Counts and percentages are of pretrial interviews.

* A single individual may have one or more pretrial interviews during the reported timeframe.

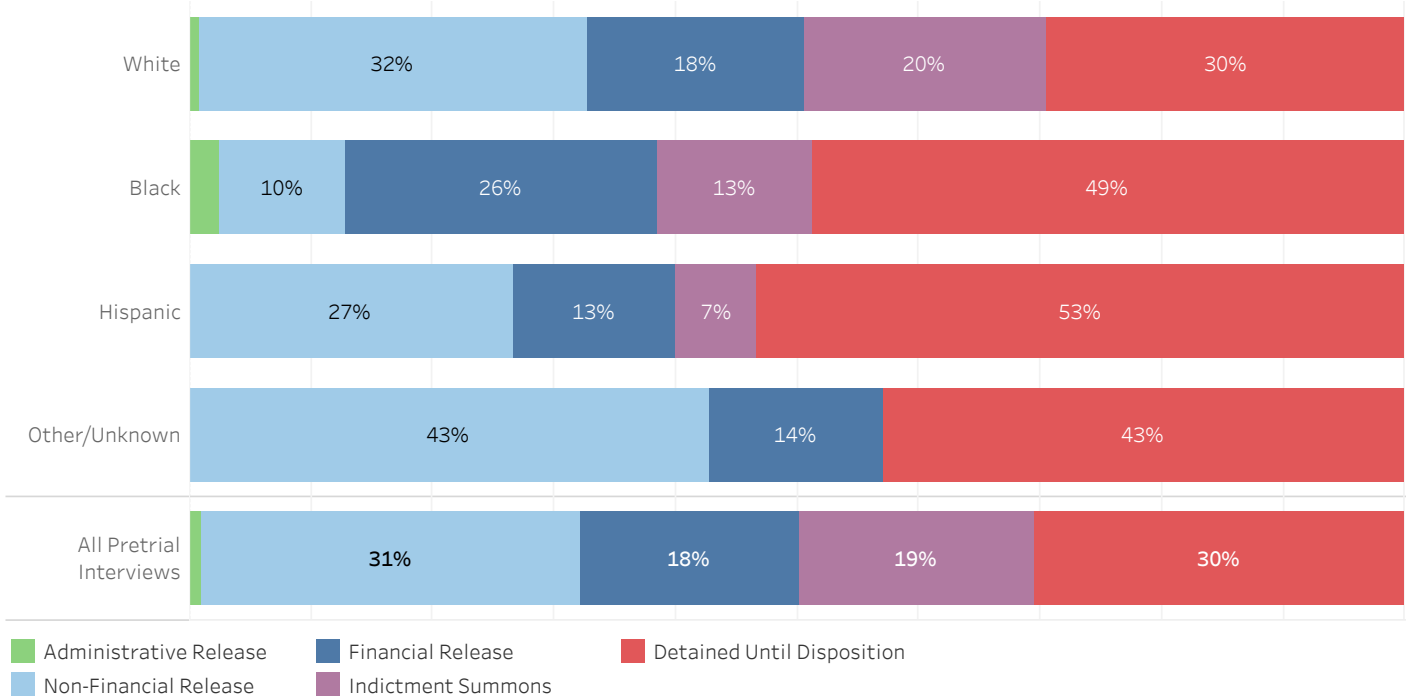
* 2019 Single-Race Population Estimates for Ages 15 and Older Only on CDC WONDER Online Database. Retrieved from <https://wonder.cdc.gov/wonder/help/single-race.html#Source> on November 3, 2021.



ADMINISTRATIVE OFFICE OF THE COURTS
Research and Statistics

Circuit Court Pretrial Interviews with Custody Ending
CY 2017-2021 GRAYSON COUNTY

Release Outcome Proportions by Defendant Race



Release Outcome Proportions by Defendant Race

		Administrative Release	Non-Financial Release	Financial Release	Indictment Summons	Detained Until Disposition	All Pretrial Interviews
White	Interviews	11	400	224	249	370	1,254
	% of Interviews	1%	32%	18%	20%	30%	100%
Black	Interviews	1	4	10	5	19	39
	% of Interviews	3%	10%	26%	13%	49%	100%
Hispanic	Interviews	0	4	2	1	8	15
	% of Interviews	0%	27%	13%	7%	53%	100%
Other/Unknown	Interviews	0	3	1	0	3	7
	% of Interviews	0%	43%	14%	0%	43%	100%
All Pretrial Interviews	Interviews	12	411	237	255	400	1,315
	% of Interviews	1%	31%	18%	19%	30%	100%

* Data is provided from the Pretrial Information Management System

* Counts and percentages are of pretrial interviews.

* A single individual may have one or more pretrial interviews during the reported timeframe.

* 2019 Single-Race Population Estimates for Ages 15 and Older Only on CDC WONDER Online Database. Retrieved from <https://wonder.cdc.gov/wonder/help/single-race.html#Source> on November 3, 2021.

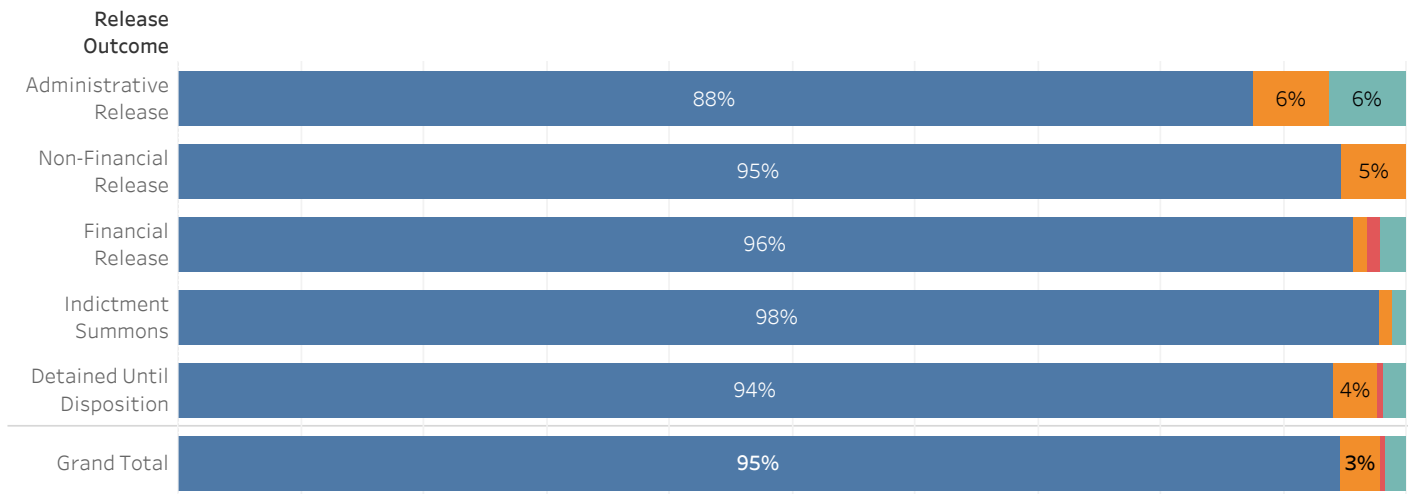


ADMINISTRATIVE OFFICE OF THE COURTS
Research and Statistics

Circuit Court Pretrial Interviews with Custody Ending
CY 2017-2021 GREENUP COUNTY

White Black Hispanic Other/Unknown

Defendant Race Proportions by Release Outcome



Kentucky State Population*



Kentucky State Population*

White	Black	Hispanic	Other/Unknown	Total
3,112,654	297,705	118,427	112,664	3,641,450

Defendant Race Proportions by Release Outcome

		White	Black	Hispanic	Other/Unknown	Grand Total
Administrative Release	Interviews	14	1		1	16
	% of Interviews	88%	6%		6%	100%
Non-Financial Release	Interviews	107	6			113
	% of Interviews	95%	5%			100%
Financial Release	Interviews	88	1	1	2	92
	% of Interviews	96%	1%	1%	2%	100%
Indictment Summons	Interviews	85	1		1	87
	% of Interviews	98%	1%		1%	100%
Detained Until Disposition	Interviews	504	19	3	10	536
	% of Interviews	94%	4%	1%	2%	100%
All Pretrial Interviews	Interviews	798	28	4	14	844
	% of Interviews	95%	3%	0%	2%	100%

* Data is provided from the Pretrial Information Management System

* Counts and percentages are of pretrial interviews.

* A single individual may have one or more pretrial interviews during the reported timeframe.

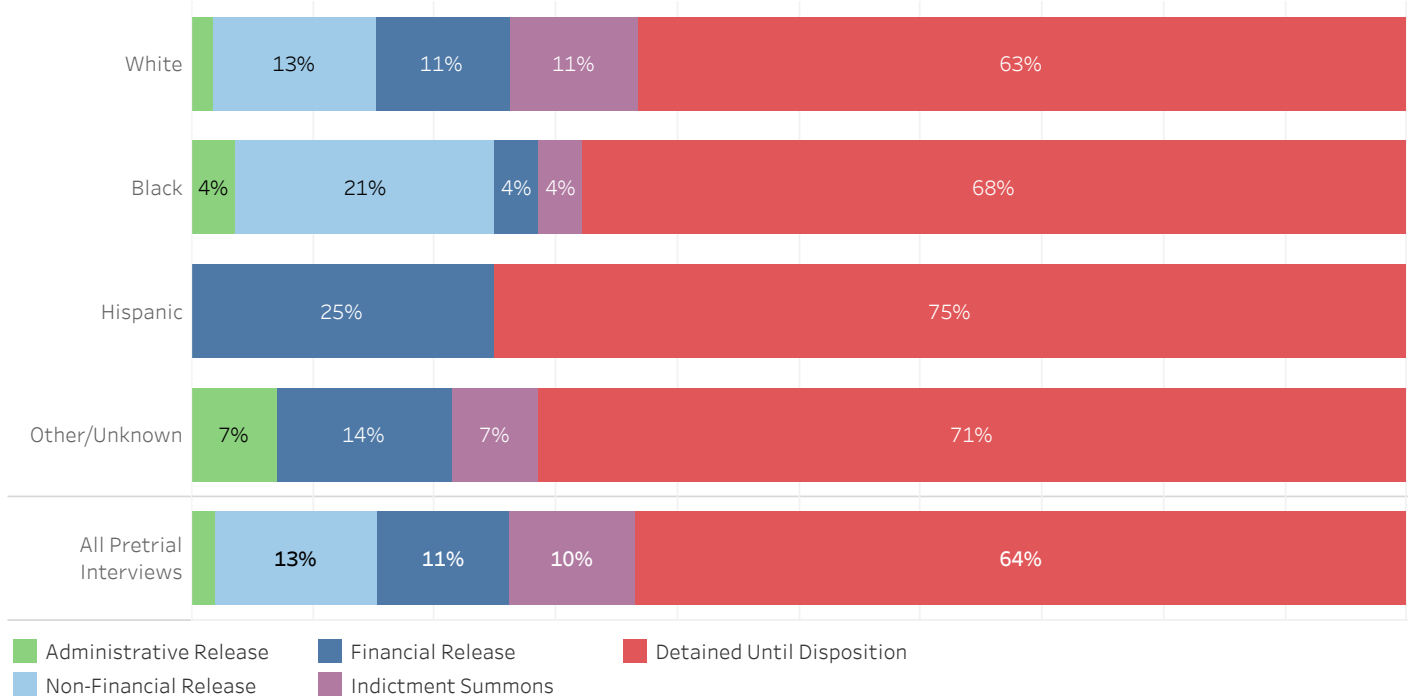
* 2019 Single-Race Population Estimates for Ages 15 and Older Only on CDC WONDER Online Database. Retrieved from <https://wonder.cdc.gov/wonder/help/single-race.html#Source> on November 3, 2021.



ADMINISTRATIVE OFFICE OF THE COURTS
Research and Statistics

Circuit Court Pretrial Interviews with Custody Ending
CY 2017-2021 GREENUP COUNTY

Release Outcome Proportions by Defendant Race



Release Outcome Proportions by Defendant Race

		Administrative Release	Non-Financial Release	Financial Release	Indictment Summons	Detained Until Disposition	All Pretrial Interviews
White	Interviews	14	107	88	85	504	798
	% of Interviews	2%	13%	11%	11%	63%	100%
Black	Interviews	1	6	1	1	19	28
	% of Interviews	4%	21%	4%	4%	68%	100%
Hispanic	Interviews	0	0	1	0	3	4
	% of Interviews	0%	0%	25%	0%	75%	100%
Other/Unknown	Interviews	1	0	2	1	10	14
	% of Interviews	7%	0%	14%	7%	71%	100%
All Pretrial Interviews	Interviews	16	113	92	87	536	844
	% of Interviews	2%	13%	11%	10%	64%	100%

* Data is provided from the Pretrial Information Management System

* Counts and percentages are of pretrial interviews.

* A single individual may have one or more pretrial interviews during the reported timeframe.

* 2019 Single-Race Population Estimates for Ages 15 and Older Only on CDC WONDER Online Database. Retrieved from <https://wonder.cdc.gov/wonder/help/single-race.html#Source> on November 3, 2021.

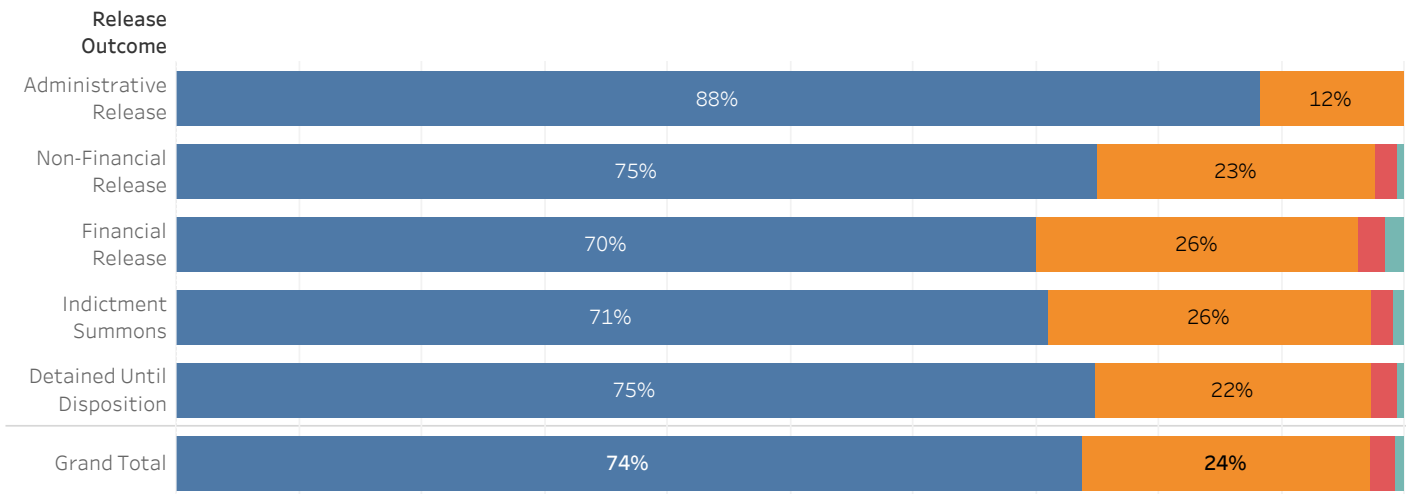


ADMINISTRATIVE OFFICE OF THE COURTS
Research and Statistics

Circuit Court Pretrial Interviews with Custody Ending
CY 2017-2021 HARDIN COUNTY

White Black Hispanic Other/Unknown

Defendant Race Proportions by Release Outcome



Kentucky State Population*



Kentucky State Population*

White	Black	Hispanic	Other/Unknown	Total
3,112,654	297,705	118,427	112,664	3,641,450

Defendant Race Proportions by Release Outcome

		White	Black	Hispanic	Other/Unknown	Grand Total
Administrative Release	Interviews	45	6			51
	% of Interviews	88%	12%			100%
Non-Financial Release	Interviews	624	188	15	5	832
	% of Interviews	75%	23%	2%	1%	100%
Financial Release	Interviews	398	149	12	9	568
	% of Interviews	70%	26%	2%	2%	100%
Indictment Summons	Interviews	564	209	14	7	794
	% of Interviews	71%	26%	2%	1%	100%
Detained Until Disposition	Interviews	1,584	476	45	12	2,117
	% of Interviews	75%	22%	2%	1%	100%
All Pretrial Interviews	Interviews	3,215	1,028	86	33	4,362
	% of Interviews	74%	24%	2%	1%	100%

* Data is provided from the Pretrial Information Management System

* Counts and percentages are of pretrial interviews.

* A single individual may have one or more pretrial interviews during the reported timeframe.

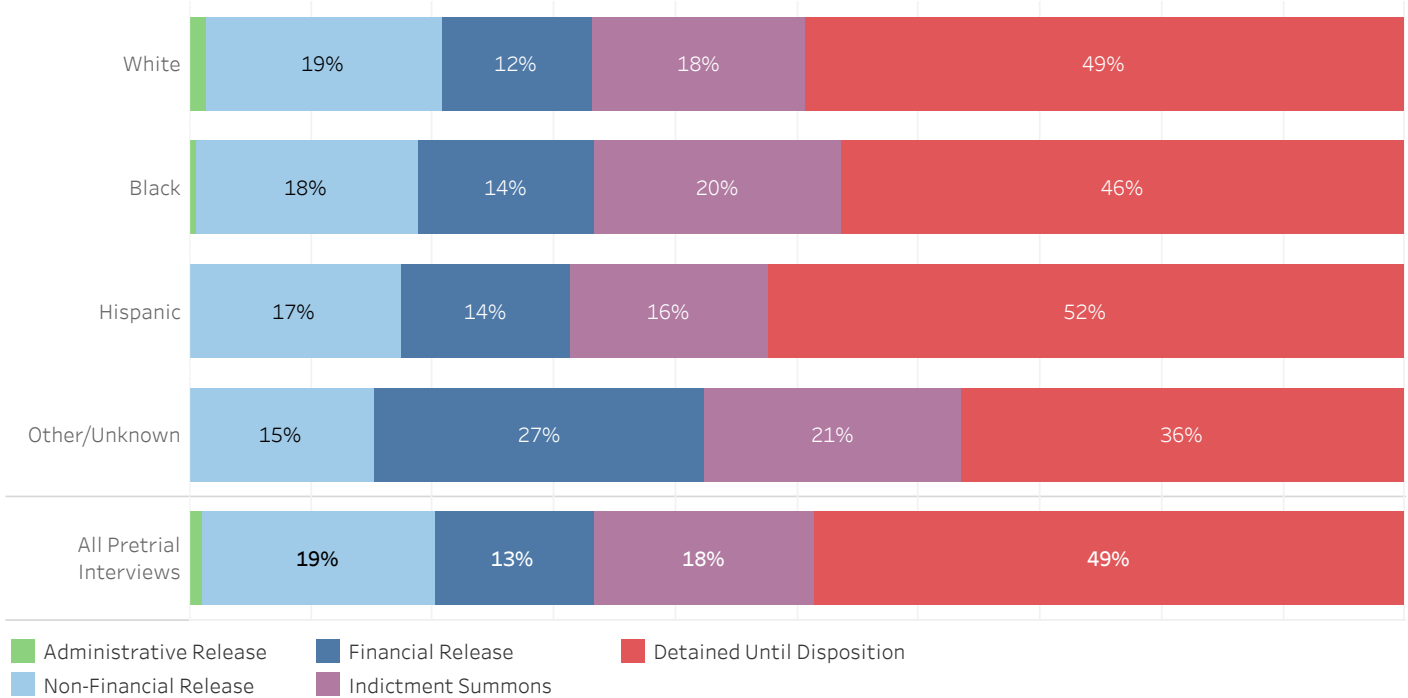
* 2019 Single-Race Population Estimates for Ages 15 and Older Only on CDC WONDER Online Database. Retrieved from <https://wonder.cdc.gov/wonder/help/single-race.html#Source> on November 3, 2021.



ADMINISTRATIVE OFFICE OF THE COURTS
Research and Statistics

Circuit Court Pretrial Interviews with Custody Ending
CY 2017-2021 HARDIN COUNTY

Release Outcome Proportions by Defendant Race



Release Outcome Proportions by Defendant Race

		Administrative Release	Non-Financial Release	Financial Release	Indictment Summons	Detained Until Disposition	All Pretrial Interviews
White	Interviews	45	624	398	564	1,584	3,215
	% of Interviews	1%	19%	12%	18%	49%	100%
Black	Interviews	6	188	149	209	476	1,028
	% of Interviews	1%	18%	14%	20%	46%	100%
Hispanic	Interviews		15	12	14	45	86
	% of Interviews		17%	14%	16%	52%	100%
Other/Unknown	Interviews		5	9	7	12	33
	% of Interviews		15%	27%	21%	36%	100%
All Pretrial Interviews	Interviews	51	832	568	794	2,117	4,362
	% of Interviews	1%	19%	13%	18%	49%	100%

* Data is provided from the Pretrial Information Management System

* Counts and percentages are of pretrial interviews.

* A single individual may have one or more pretrial interviews during the reported timeframe.

* 2019 Single-Race Population Estimates for Ages 15 and Older Only on CDC WONDER Online Database. Retrieved from <https://wonder.cdc.gov/wonder/help/single-race.html#Source> on November 3, 2021.



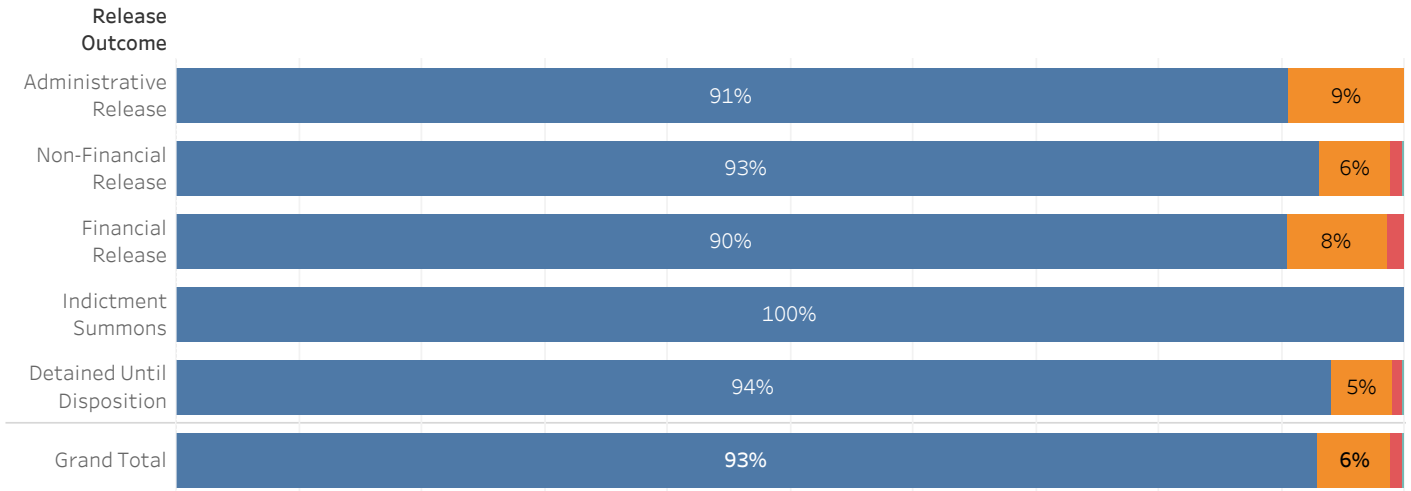
ADMINISTRATIVE OFFICE OF THE COURTS
Research and Statistics

19_PINS8020

Circuit Court Pretrial Interviews with Custody Ending
CY 2017-2021 HARLAN COUNTY

White Black Hispanic Other/Unknown

Defendant Race Proportions by Release Outcome



Kentucky State Population*



Kentucky State Population*

White	Black	Hispanic	Other/Unknown	Total
3,112,654	297,705	118,427	112,664	3,641,450

Defendant Race Proportions by Release Outcome

		White	Black	Hispanic	Other/Unknown	Grand Total
Administrative Release	Interviews	29	3			32
	% of Interviews	91%	9%			100%
Non-Financial Release	Interviews	466	29	5	1	501
	% of Interviews	93%	6%	1%	0%	100%
Financial Release	Interviews	265	24	4		293
	% of Interviews	90%	8%	1%		100%
Indictment Summons	Interviews	28				28
	% of Interviews	100%				100%
Detained Until Disposition	Interviews	397	21	3	1	422
	% of Interviews	94%	5%	1%	0%	100%
All Pretrial Interviews	Interviews	1,185	77	12	2	1,276
	% of Interviews	93%	6%	1%	0%	100%

* Data is provided from the Pretrial Information Management System

* Counts and percentages are of pretrial interviews.

* A single individual may have one or more pretrial interviews during the reported timeframe.

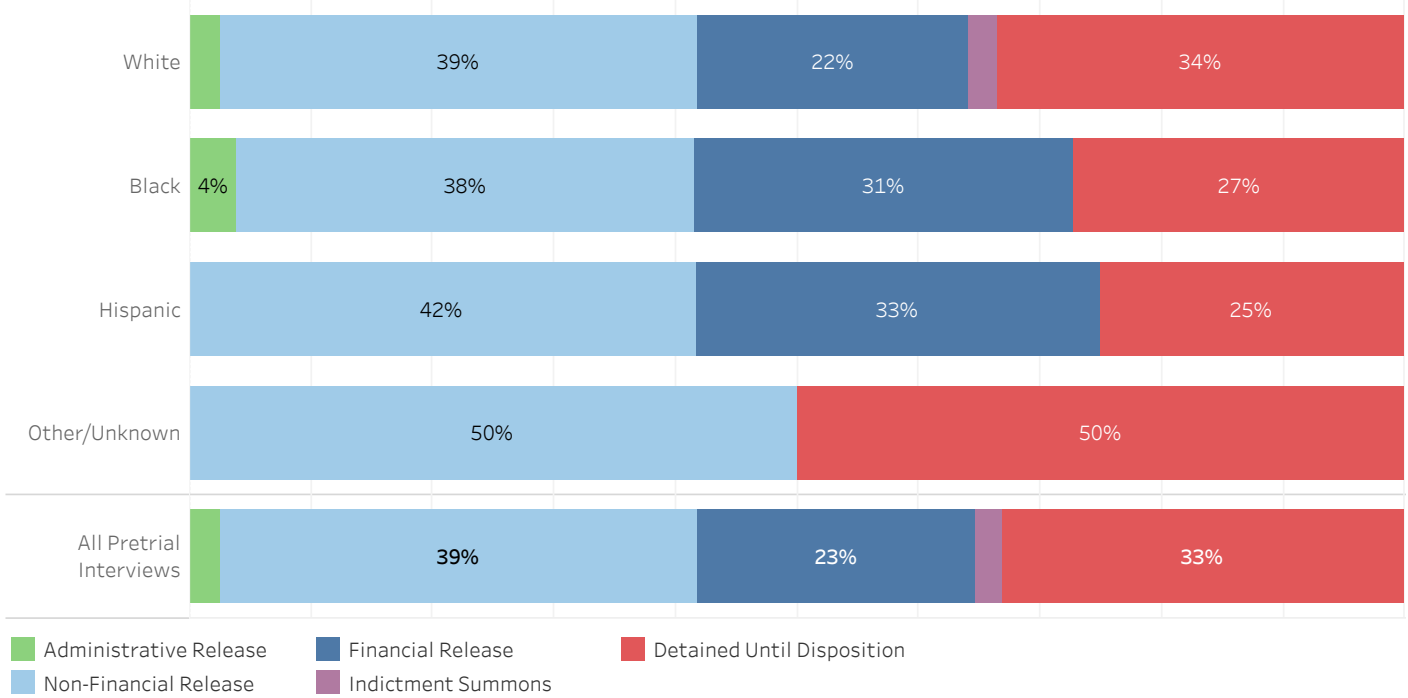
* 2019 Single-Race Population Estimates for Ages 15 and Older Only on CDC WONDER Online Database. Retrieved from <https://wonder.cdc.gov/wonder/help/single-race.html#Source> on November 3, 2021.



ADMINISTRATIVE OFFICE OF THE COURTS
Research and Statistics

Circuit Court Pretrial Interviews with Custody Ending
CY 2017-2021 HARLAN COUNTY

Release Outcome Proportions by Defendant Race



Release Outcome Proportions by Defendant Race

		Administrative Release	Non-Financial Release	Financial Release	Indictment Summons	Detained Until Disposition	All Pretrial Interviews
White	Interviews	29	466	265	28	397	1,185
	% of Interviews	2%	39%	22%	2%	34%	100%
Black	Interviews	3	29	24	0	21	77
	% of Interviews	4%	38%	31%	0%	27%	100%
Hispanic	Interviews	0	5	4	0	3	12
	% of Interviews	0%	42%	33%	0%	25%	100%
Other/Unknown	Interviews	0	1	0	0	1	2
	% of Interviews	0%	50%	0%	0%	50%	100%
All Pretrial Interviews	Interviews	32	501	293	28	422	1,276
	% of Interviews	3%	39%	23%	2%	33%	100%

* Data is provided from the Pretrial Information Management System

* Counts and percentages are of pretrial interviews.

* A single individual may have one or more pretrial interviews during the reported timeframe.

* 2019 Single-Race Population Estimates for Ages 15 and Older Only on CDC WONDER Online Database. Retrieved from <https://wonder.cdc.gov/wonder/help/single-race.html#Source> on November 3, 2021.

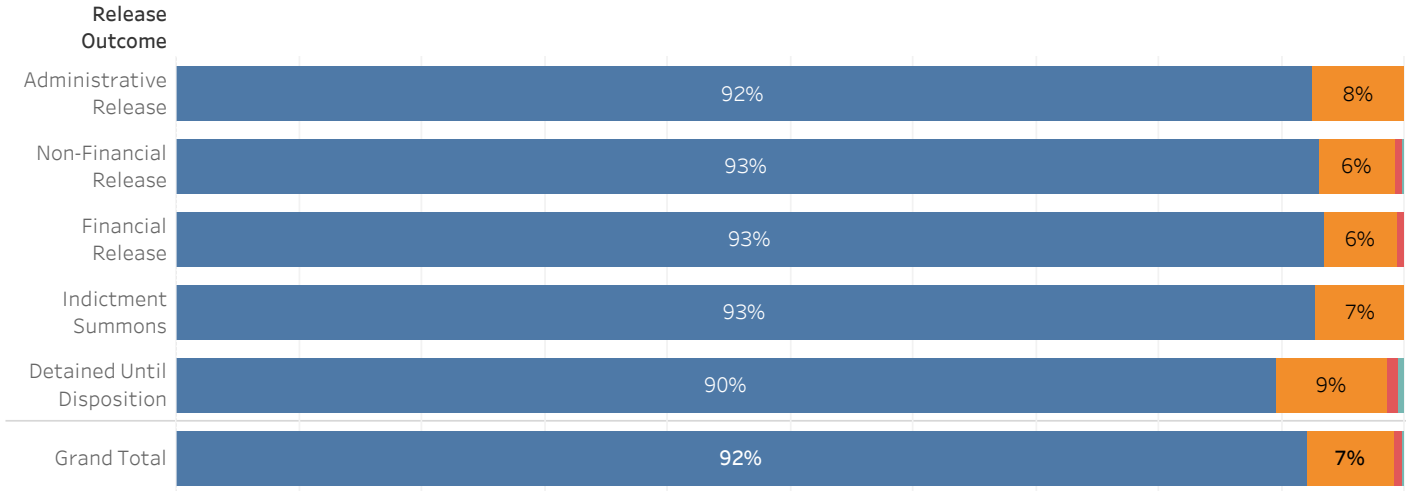


ADMINISTRATIVE OFFICE OF THE COURTS
Research and Statistics

Circuit Court Pretrial Interviews with Custody Ending
CY 2017-2021 HART COUNTY

White Black Hispanic Other/Unknown

Defendant Race Proportions by Release Outcome



Kentucky State Population*



Kentucky State Population*

White	Black	Hispanic	Other/Unknown	Total
3,112,654	297,705	118,427	112,664	3,641,450

Defendant Race Proportions by Release Outcome

		White	Black	Hispanic	Other/Unknown	Grand Total
Administrative Release	Interviews	49	4			53
	% of Interviews	92%	8%			100%
Non-Financial Release	Interviews	615	41	4	1	661
	% of Interviews	93%	6%	1%	0%	100%
Financial Release	Interviews	298	19	2		319
	% of Interviews	93%	6%	1%		100%
Indictment Summons	Interviews	104	8			112
	% of Interviews	93%	7%			100%
Detained Until Disposition	Interviews	389	39	4	2	434
	% of Interviews	90%	9%	1%	0%	100%
All Pretrial Interviews	Interviews	1,455	111	10	3	1,579
	% of Interviews	92%	7%	1%	0%	100%

* Data is provided from the Pretrial Information Management System

* Counts and percentages are of pretrial interviews.

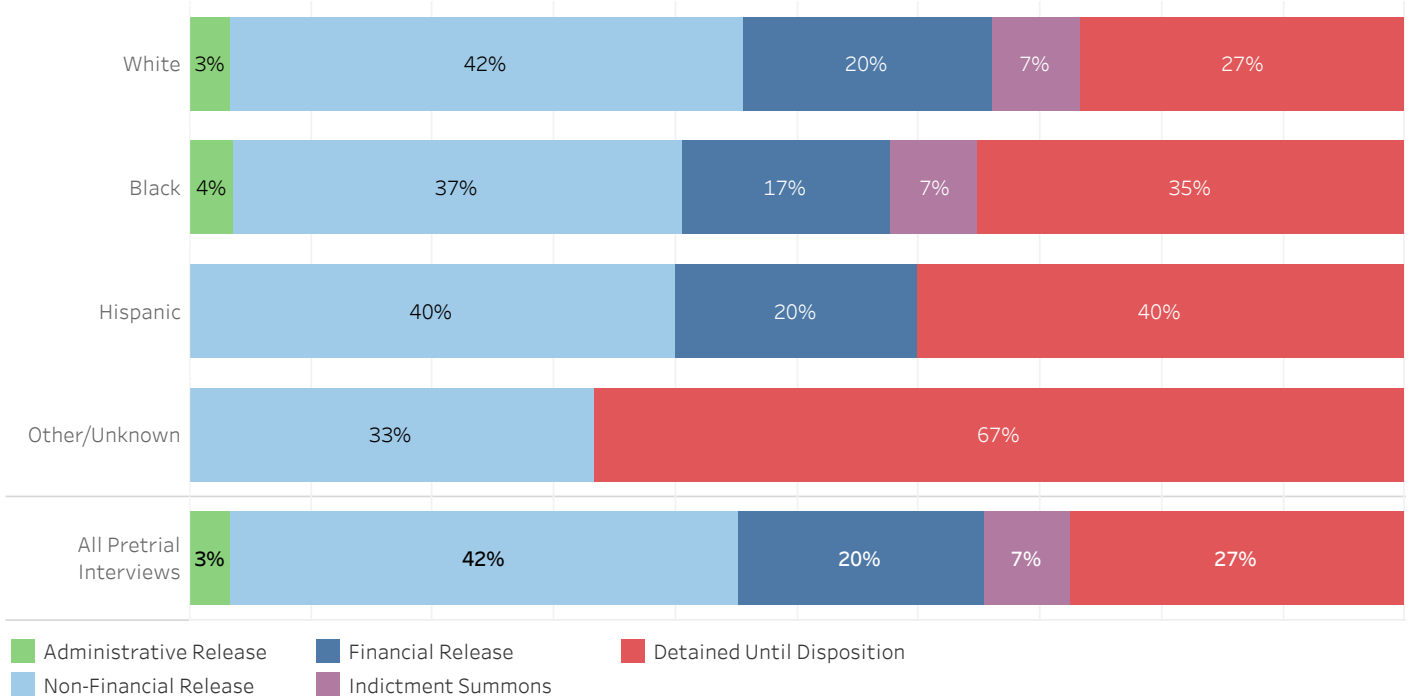
* A single individual may have one or more pretrial interviews during the reported timeframe.

* 2019 Single-Race Population Estimates for Ages 15 and Older Only on CDC WONDER Online Database. Retrieved from <https://wonder.cdc.gov/wonder/help/single-race.html#Source> on November 3, 2021.



**Circuit Court Pretrial Interviews with Custody Ending
CY 2017-2021 HART COUNTY**

Release Outcome Proportions by Defendant Race



Release Outcome Proportions by Defendant Race

		Administrative Release	Non-Financial Release	Financial Release	Indictment Summons	Detained Until Disposition	All Pretrial Interviews
White	Interviews	49	615	298	104	389	1,455
	% of Interviews	3%	42%	20%	7%	27%	100%
Black	Interviews	4	41	19	8	39	111
	% of Interviews	4%	37%	17%	7%	35%	100%
Hispanic	Interviews		4	2		4	10
	% of Interviews		40%	20%		40%	100%
Other/Unknown	Interviews		1			2	3
	% of Interviews		33%			67%	100%
All Pretrial Interviews	Interviews	53	661	319	112	434	1,579
	% of Interviews	3%	42%	20%	7%	27%	100%

* Data is provided from the Pretrial Information Management System

* Counts and percentages are of pretrial interviews.

* A single individual may have one or more pretrial interviews during the reported timeframe.

* 2019 Single-Race Population Estimates for Ages 15 and Older Only on CDC WONDER Online Database. Retrieved from <https://wonder.cdc.gov/wonder/help/single-race.html#Source> on November 3, 2021.

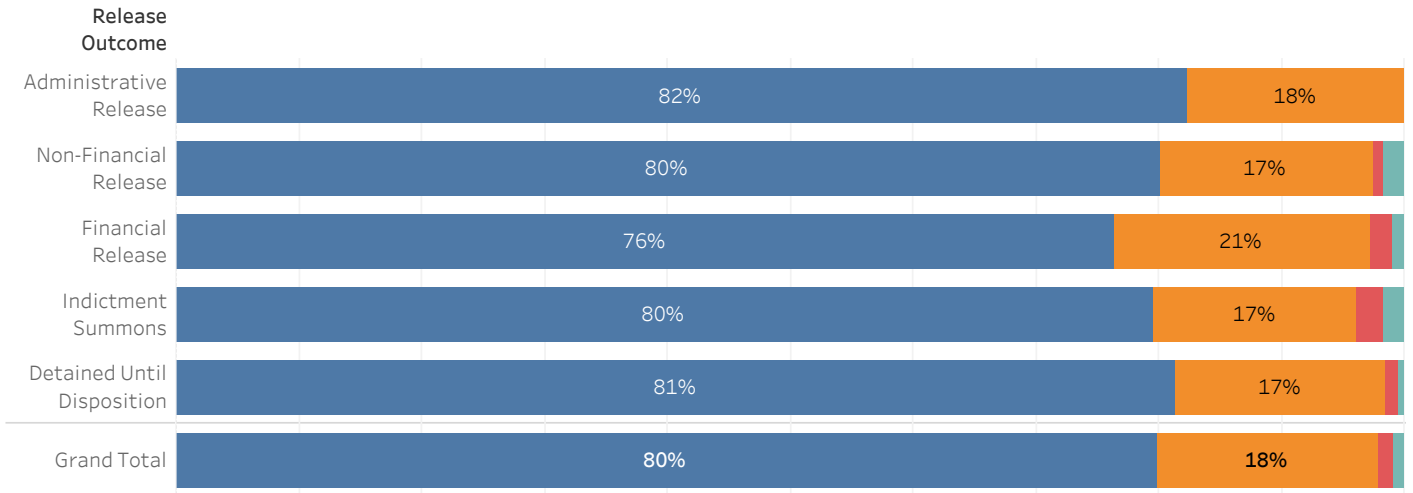


ADMINISTRATIVE OFFICE OF THE COURTS
Research and Statistics

Circuit Court Pretrial Interviews with Custody Ending
CY 2017-2021 HENDERSON COUNTY

White Black Hispanic Other/Unknown

Defendant Race Proportions by Release Outcome



Kentucky State Population*



Kentucky State Population*

White	Black	Hispanic	Other/Unknown	Total
3,112,654	297,705	118,427	112,664	3,641,450

Defendant Race Proportions by Release Outcome

		White	Black	Hispanic	Other/Unknown	Grand Total
Administrative Release	Interviews	14	3			17
	% of Interviews	82%	18%			100%
Non-Financial Release	Interviews	279	60	3	6	348
	% of Interviews	80%	17%	1%	2%	100%
Financial Release	Interviews	565	154	14	7	740
	% of Interviews	76%	21%	2%	1%	100%
Indictment Summons	Interviews	241	50	7	5	303
	% of Interviews	80%	17%	2%	2%	100%
Detained Until Disposition	Interviews	1,404	295	18	8	1,725
	% of Interviews	81%	17%	1%	0%	100%
All Pretrial Interviews	Interviews	2,503	562	42	26	3,133
	% of Interviews	80%	18%	1%	1%	100%

* Data is provided from the Pretrial Information Management System

* Counts and percentages are of pretrial interviews.

* A single individual may have one or more pretrial interviews during the reported timeframe.

* 2019 Single-Race Population Estimates for Ages 15 and Older Only on CDC WONDER Online Database. Retrieved from <https://wonder.cdc.gov/wonder/help/single-race.html#Source> on November 3, 2021.

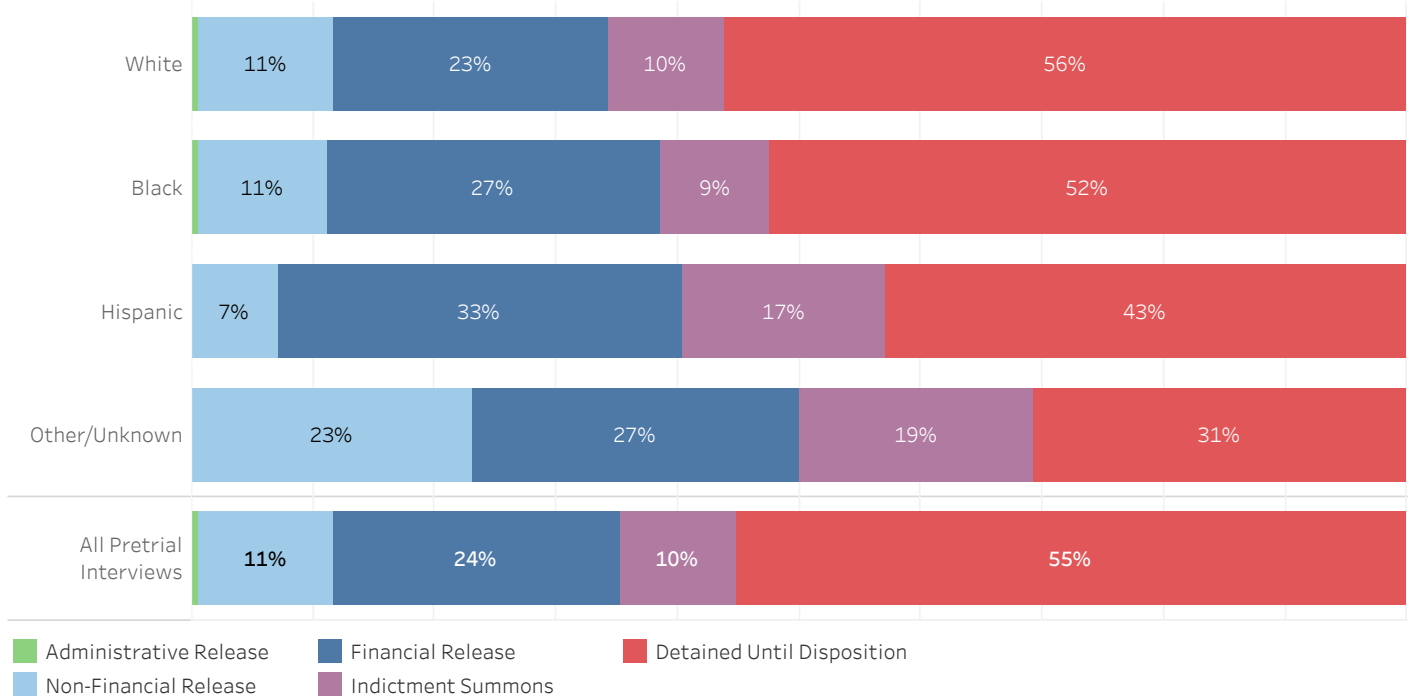


ADMINISTRATIVE OFFICE OF THE COURTS
Research and Statistics

19_PINS8020

Circuit Court Pretrial Interviews with Custody Ending
CY 2017-2021 HENDERSON COUNTY

Release Outcome Proportions by Defendant Race



Release Outcome Proportions by Defendant Race

		Administrative Release	Non-Financial Release	Financial Release	Indictment Summons	Detained Until Disposition	All Pretrial Interviews
White	Interviews	14	279	565	241	1,404	2,503
	% of Interviews	1%	11%	23%	10%	56%	100%
Black	Interviews	3	60	154	50	295	562
	% of Interviews	1%	11%	27%	9%	52%	100%
Hispanic	Interviews		3	14	7	18	42
	% of Interviews		7%	33%	17%	43%	100%
Other/Unknown	Interviews		6	7	5	8	26
	% of Interviews		23%	27%	19%	31%	100%
All Pretrial Interviews	Interviews	17	348	740	303	1,725	3,133
	% of Interviews	1%	11%	24%	10%	55%	100%

* Data is provided from the Pretrial Information Management System

* Counts and percentages are of pretrial interviews.

* A single individual may have one or more pretrial interviews during the reported timeframe.

* 2019 Single-Race Population Estimates for Ages 15 and Older Only on CDC WONDER Online Database. Retrieved from <https://wonder.cdc.gov/wonder/help/single-race.html#Source> on November 3, 2021.

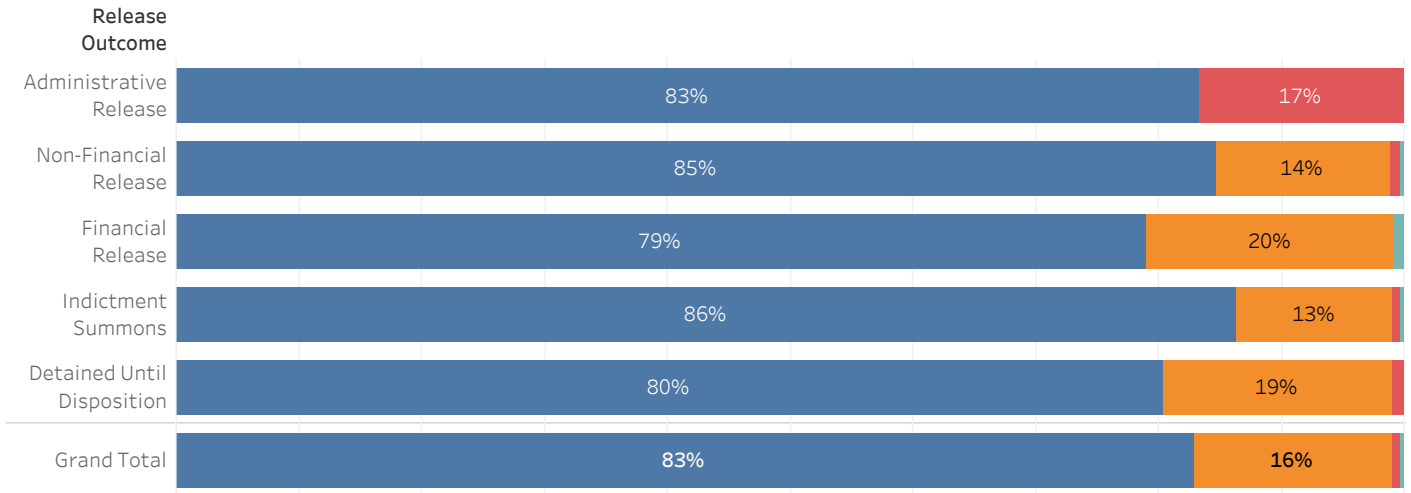


ADMINISTRATIVE OFFICE OF THE COURTS
Research and Statistics

Circuit Court Pretrial Interviews with Custody Ending
CY 2017-2021 HOPKINS COUNTY

White Black Hispanic Other/Unknown

Defendant Race Proportions by Release Outcome



Kentucky State Population*



Kentucky State Population*

White	Black	Hispanic	Other/Unknown	Total
3,112,654	297,705	118,427	112,664	3,641,450

Defendant Race Proportions by Release Outcome

		White	Black	Hispanic	Other/Unknown	Grand Total
Administrative Release	Interviews	5		1		6
	% of Interviews	83%		17%		100%
Non-Financial Release	Interviews	298	50	3	1	352
	% of Interviews	85%	14%	1%	0%	100%
Financial Release	Interviews	392	100		4	496
	% of Interviews	79%	20%		1%	100%
Indictment Summons	Interviews	684	100	5	3	792
	% of Interviews	86%	13%	1%	0%	100%
Detained Until Disposition	Interviews	455	105	6		566
	% of Interviews	80%	19%	1%		100%
All Pretrial Interviews	Interviews	1,834	355	15	8	2,212
	% of Interviews	83%	16%	1%	0%	100%

* Data is provided from the Pretrial Information Management System

* Counts and percentages are of pretrial interviews.

* A single individual may have one or more pretrial interviews during the reported timeframe.

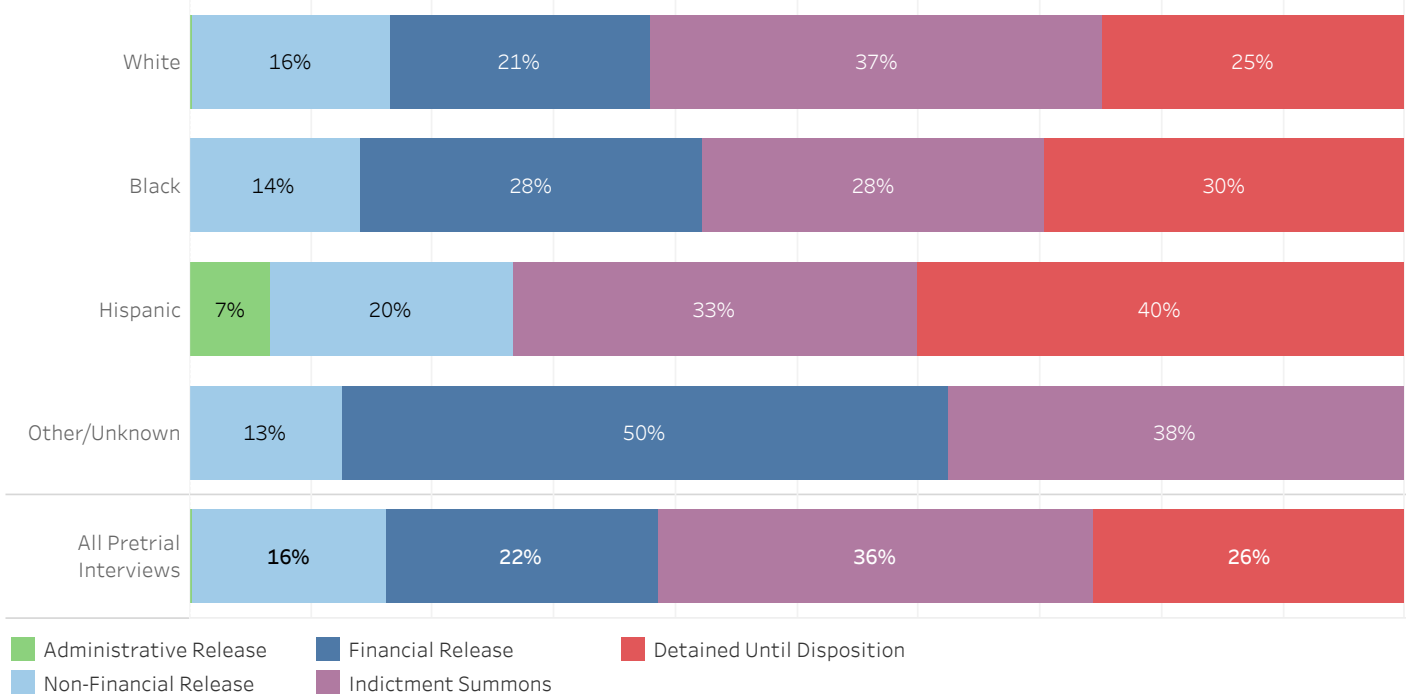
* 2019 Single-Race Population Estimates for Ages 15 and Older Only on CDC WONDER Online Database. Retrieved from <https://wonder.cdc.gov/wonder/help/single-race.html#Source> on November 3, 2021.



ADMINISTRATIVE OFFICE OF THE COURTS
Research and Statistics

Circuit Court Pretrial Interviews with Custody Ending
CY 2017-2021 HOPKINS COUNTY

Release Outcome Proportions by Defendant Race



Release Outcome Proportions by Defendant Race

		Administrative Release	Non-Financial Release	Financial Release	Indictment Summons	Detained Until Disposition	All Pretrial Interviews
White	Interviews	5	298	392	684	455	1,834
	% of Interviews	0%	16%	21%	37%	25%	100%
Black	Interviews	0	50	100	100	105	355
	% of Interviews	0%	14%	28%	28%	30%	100%
Hispanic	Interviews	1	3	0	5	6	15
	% of Interviews	7%	20%	0%	33%	40%	100%
Other/Unknown	Interviews	0	1	4	3	0	8
	% of Interviews	0%	13%	50%	38%	0%	100%
All Pretrial Interviews	Interviews	6	352	496	792	566	2,212
	% of Interviews	0%	16%	22%	36%	26%	100%

* Data is provided from the Pretrial Information Management System

* Counts and percentages are of pretrial interviews.

* A single individual may have one or more pretrial interviews during the reported timeframe.

* 2019 Single-Race Population Estimates for Ages 15 and Older Only on CDC WONDER Online Database. Retrieved from <https://wonder.cdc.gov/wonder/help/single-race.html#Source> on November 3, 2021.

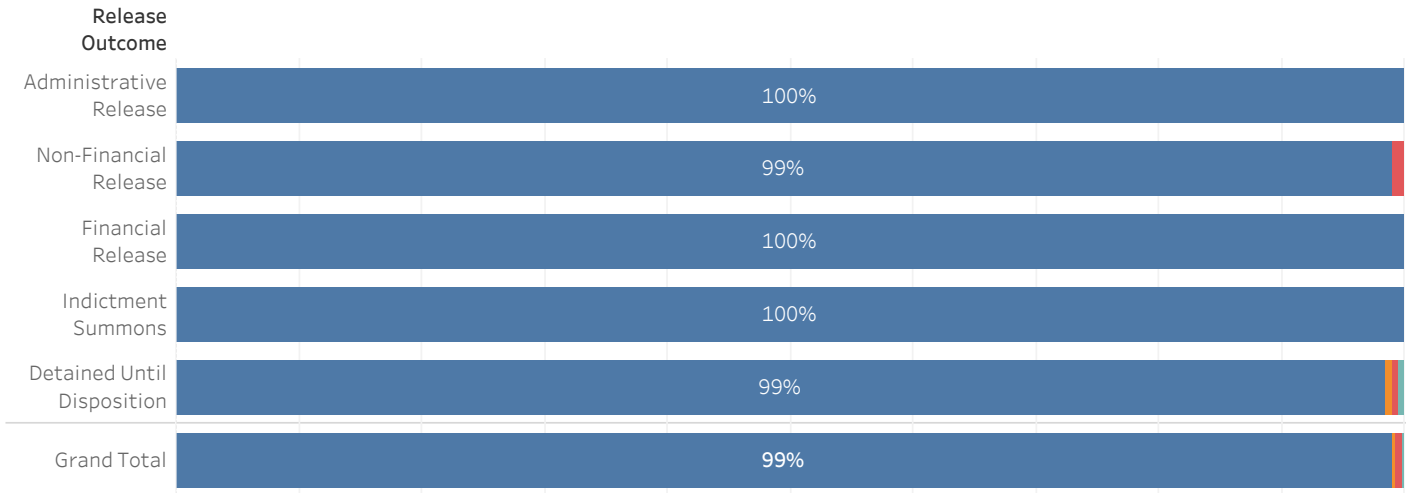


ADMINISTRATIVE OFFICE OF THE COURTS
Research and Statistics

Circuit Court Pretrial Interviews with Custody Ending
CY 2017-2021 JACKSON COUNTY

White Black Hispanic Other/Unknown

Defendant Race Proportions by Release Outcome



Kentucky State Population*



Kentucky State Population*

White	Black	Hispanic	Other/Unknown	Total
3,112,654	297,705	118,427	112,664	3,641,450

Defendant Race Proportions by Release Outcome

		White	Black	Hispanic	Other/Unknown	Grand Total
Administrative Release	Interviews	19				19
	% of Interviews	100%				100%
Non-Financial Release	Interviews	283		3		286
	% of Interviews	99%		1%		100%
Financial Release	Interviews	92				92
	% of Interviews	100%				100%
Indictment Summons	Interviews	38				38
	% of Interviews	100%				100%
Detained Until Disposition	Interviews	198	1	1	1	201
	% of Interviews	99%	0%	0%	0%	100%
All Pretrial Interviews	Interviews	630	1	4	1	636
	% of Interviews	99%	0%	1%	0%	100%

* Data is provided from the Pretrial Information Management System

* Counts and percentages are of pretrial interviews.

* A single individual may have one or more pretrial interviews during the reported timeframe.

* 2019 Single-Race Population Estimates for Ages 15 and Older Only on CDC WONDER Online Database. Retrieved from <https://wonder.cdc.gov/wonder/help/single-race.html#Source> on November 3, 2021.

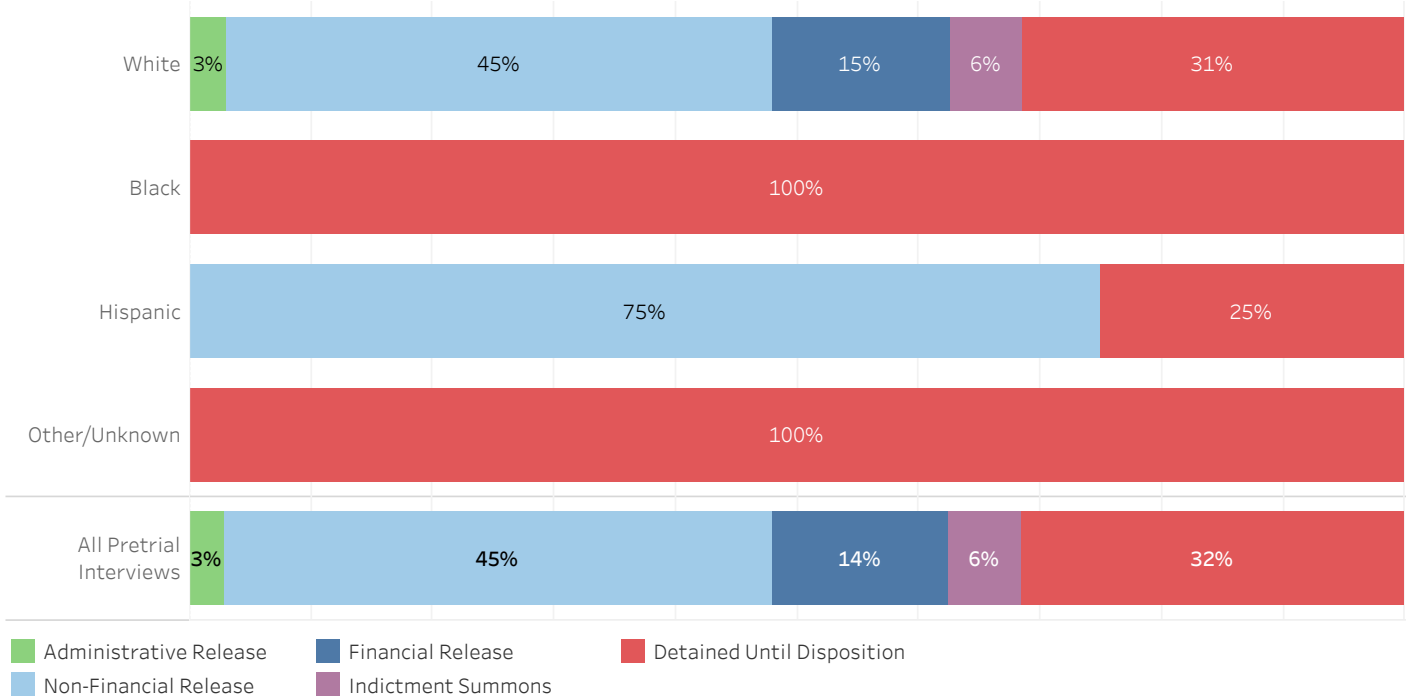


ADMINISTRATIVE OFFICE OF THE COURTS
Research and Statistics

19_PINS8020

Circuit Court Pretrial Interviews with Custody Ending
CY 2017-2021 JACKSON COUNTY

Release Outcome Proportions by Defendant Race



Release Outcome Proportions by Defendant Race

		Administrative Release	Non-Financial Release	Financial Release	Indictment Summons	Detained Until Disposition	All Pretrial Interviews
White	Interviews	19	283	92	38	198	630
	% of Interviews	3%	45%	15%	6%	31%	100%
Black	Interviews					1	1
	% of Interviews					100%	100%
Hispanic	Interviews		3			1	4
	% of Interviews		75%			25%	100%
Other/Unknown	Interviews					1	1
	% of Interviews					100%	100%
All Pretrial Interviews	Interviews	19	286	92	38	201	636
	% of Interviews	3%	45%	14%	6%	32%	100%

* Data is provided from the Pretrial Information Management System

* Counts and percentages are of pretrial interviews.

* A single individual may have one or more pretrial interviews during the reported timeframe.

* 2019 Single-Race Population Estimates for Ages 15 and Older Only on CDC WONDER Online Database. Retrieved from <https://wonder.cdc.gov/wonder/help/single-race.html#Source> on November 3, 2021.

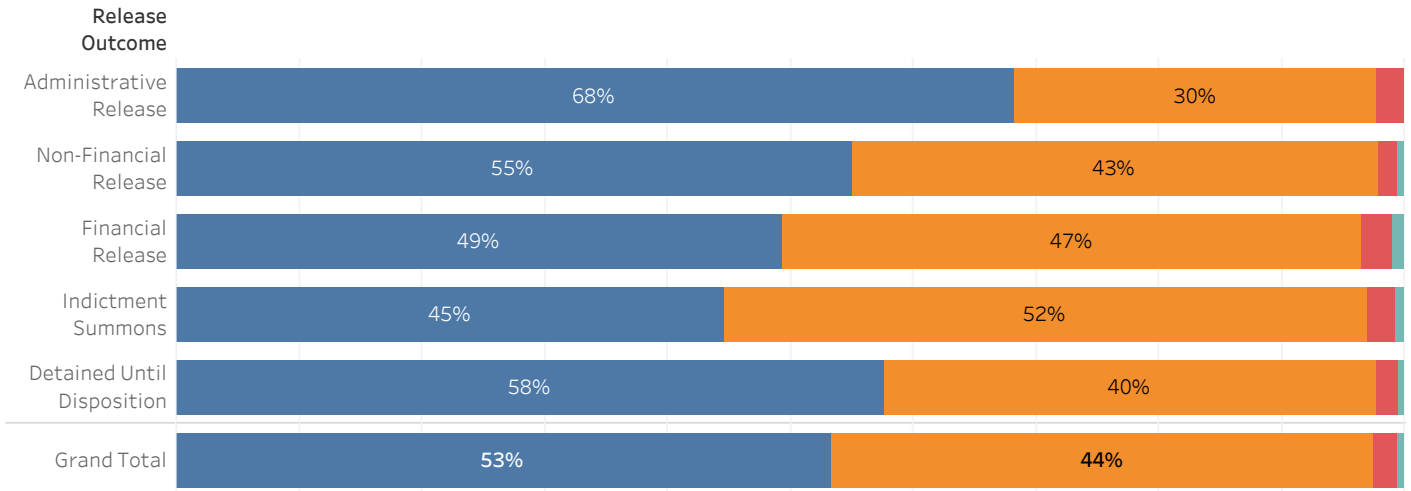


ADMINISTRATIVE OFFICE OF THE COURTS
Research and Statistics

Circuit Court Pretrial Interviews with Custody Ending
CY 2017-2021 JEFFERSON COUNTY

White Black Hispanic Other/Unknown

Defendant Race Proportions by Release Outcome



Kentucky State Population*



Kentucky State Population*

White	Black	Hispanic	Other/Unknown	Total
3,112,654	297,705	118,427	112,664	3,641,450

Defendant Race Proportions by Release Outcome

		White	Black	Hispanic	Other/Unknown	Grand Total
Administrative Release	Interviews	30	13	1		44
	% of Interviews	68%	30%	2%		100%
Non-Financial Release	Interviews	4,037	3,152	113	42	7,344
	% of Interviews	55%	43%	2%	1%	100%
Financial Release	Interviews	1,261	1,207	65	24	2,557
	% of Interviews	49%	47%	3%	1%	100%
Indictment Summons	Interviews	1,573	1,844	84	24	3,525
	% of Interviews	45%	52%	2%	1%	100%
Detained Until Disposition	Interviews	4,005	2,788	123	30	6,946
	% of Interviews	58%	40%	2%	0%	100%
All Pretrial Interviews	Interviews	10,906	9,004	386	120	20,416
	% of Interviews	53%	44%	2%	1%	100%

* Data is provided from the Pretrial Information Management System

* Counts and percentages are of pretrial interviews.

* A single individual may have one or more pretrial interviews during the reported timeframe.

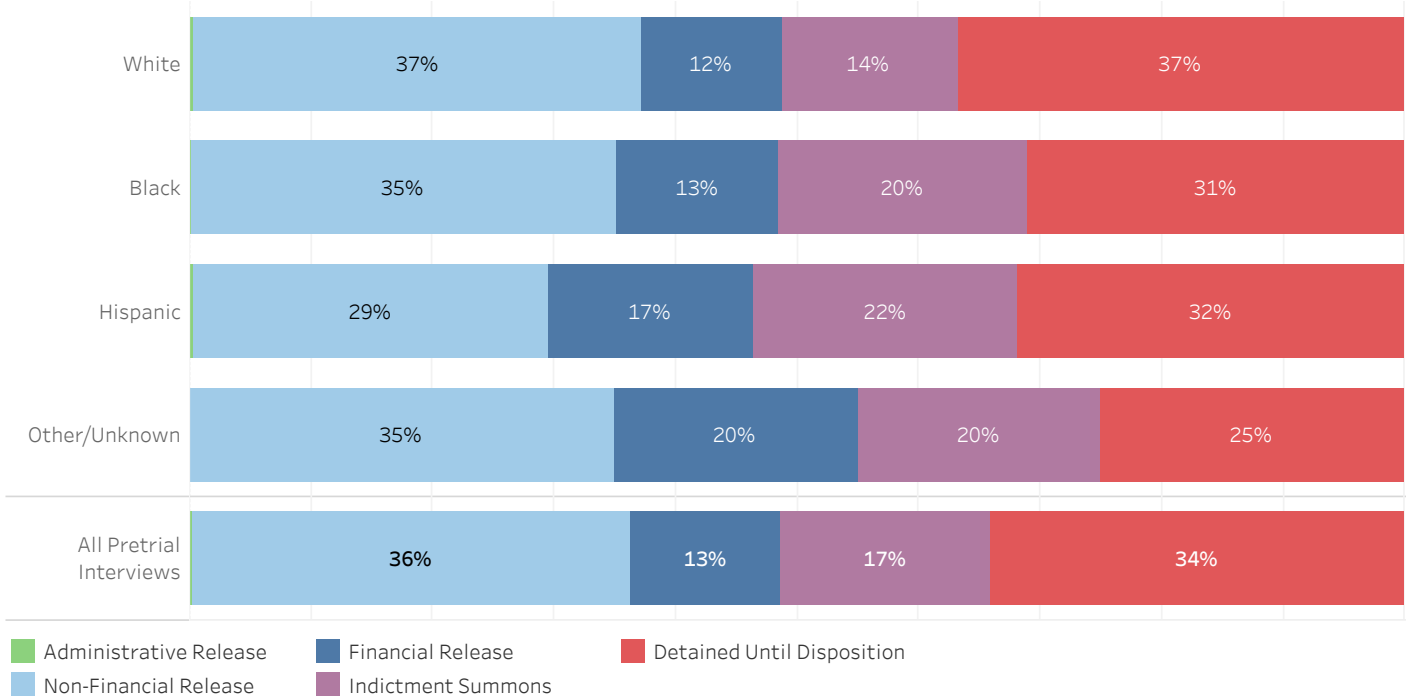
* 2019 Single-Race Population Estimates for Ages 15 and Older Only on CDC WONDER Online Database. Retrieved from <https://wonder.cdc.gov/wonder/help/single-race.html#Source> on November 3, 2021.



ADMINISTRATIVE OFFICE OF THE COURT S
Research and Statistics

Circuit Court Pretrial Interviews with Custody Ending
CY 2017-2021 JEFFERSON COUNTY

Release Outcome Proportions by Defendant Race



Release Outcome Proportions by Defendant Race

		Administrative Release	Non-Financial Release	Financial Release	Indictment Summons	Detained Until Disposition	All Pretrial Interviews
White	Interviews	30	4,037	1,261	1,573	4,005	10,906
	% of Interviews	0%	37%	12%	14%	37%	100%
Black	Interviews	13	3,152	1,207	1,844	2,788	9,004
	% of Interviews	0%	35%	13%	20%	31%	100%
Hispanic	Interviews	1	113	65	84	123	386
	% of Interviews	0%	29%	17%	22%	32%	100%
Other/Unknown	Interviews		42	24	24	30	120
	% of Interviews		35%	20%	20%	25%	100%
All Pretrial Interviews	Interviews	44	7,344	2,557	3,525	6,946	20,416
	% of Interviews	0%	36%	13%	17%	34%	100%

* Data is provided from the Pretrial Information Management System

* Counts and percentages are of pretrial interviews.

* A single individual may have one or more pretrial interviews during the reported timeframe.

* 2019 Single-Race Population Estimates for Ages 15 and Older Only on CDC WONDER Online Database. Retrieved from <https://wonder.cdc.gov/wonder/help/single-race.html#Source> on November 3, 2021.

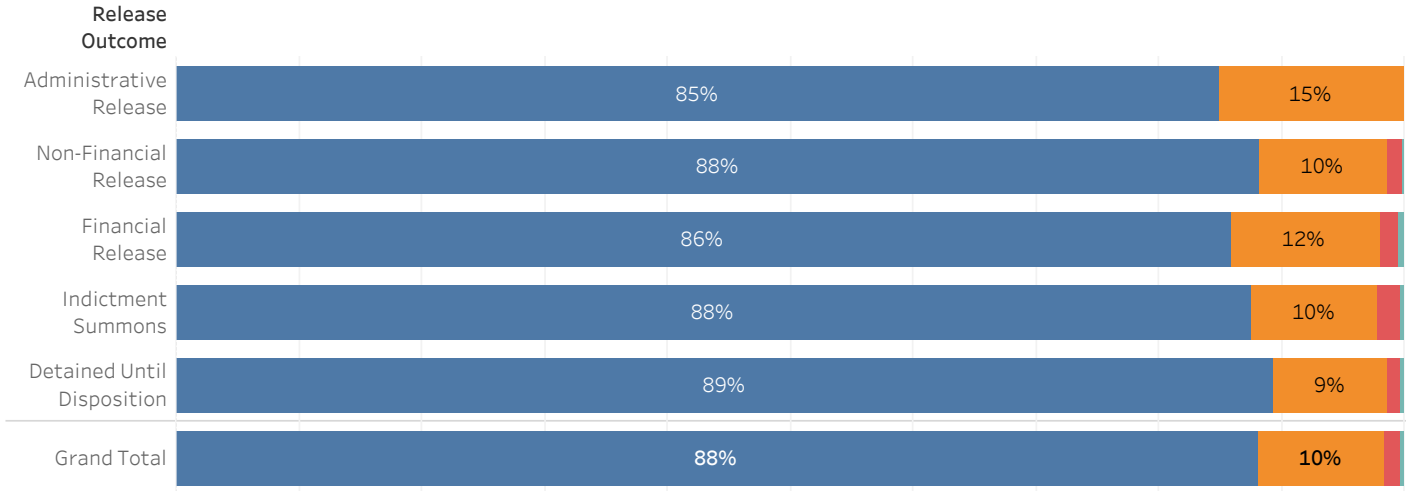


ADMINISTRATIVE OFFICE OF THE COURTS
Research and Statistics

Circuit Court Pretrial Interviews with Custody Ending
CY 2017-2021 JESSAMINE COUNTY

White Black Hispanic Other/Unknown

Defendant Race Proportions by Release Outcome



Kentucky State Population*



Kentucky State Population*

White	Black	Hispanic	Other/Unknown	Total
3,112,654	297,705	118,427	112,664	3,641,450

Defendant Race Proportions by Release Outcome

		White	Black	Hispanic	Other/Unknown	Grand Total
Administrative Release	Interviews	17	3			20
	% of Interviews	85%	15%			100%
Non-Financial Release	Interviews	373	44	5	1	423
	% of Interviews	88%	10%	1%	0%	100%
Financial Release	Interviews	171	24	3	1	199
	% of Interviews	86%	12%	2%	1%	100%
Indictment Summons	Interviews	343	40	8	1	392
	% of Interviews	88%	10%	2%	0%	100%
Detained Until Disposition	Interviews	502	52	6	2	562
	% of Interviews	89%	9%	1%	0%	100%
All Pretrial Interviews	Interviews	1,406	163	22	5	1,596
	% of Interviews	88%	10%	1%	0%	100%

* Data is provided from the Pretrial Information Management System

* Counts and percentages are of pretrial interviews.

* A single individual may have one or more pretrial interviews during the reported timeframe.

* 2019 Single-Race Population Estimates for Ages 15 and Older Only on CDC WONDER Online Database. Retrieved from <https://wonder.cdc.gov/wonder/help/single-race.html#Source> on November 3, 2021.

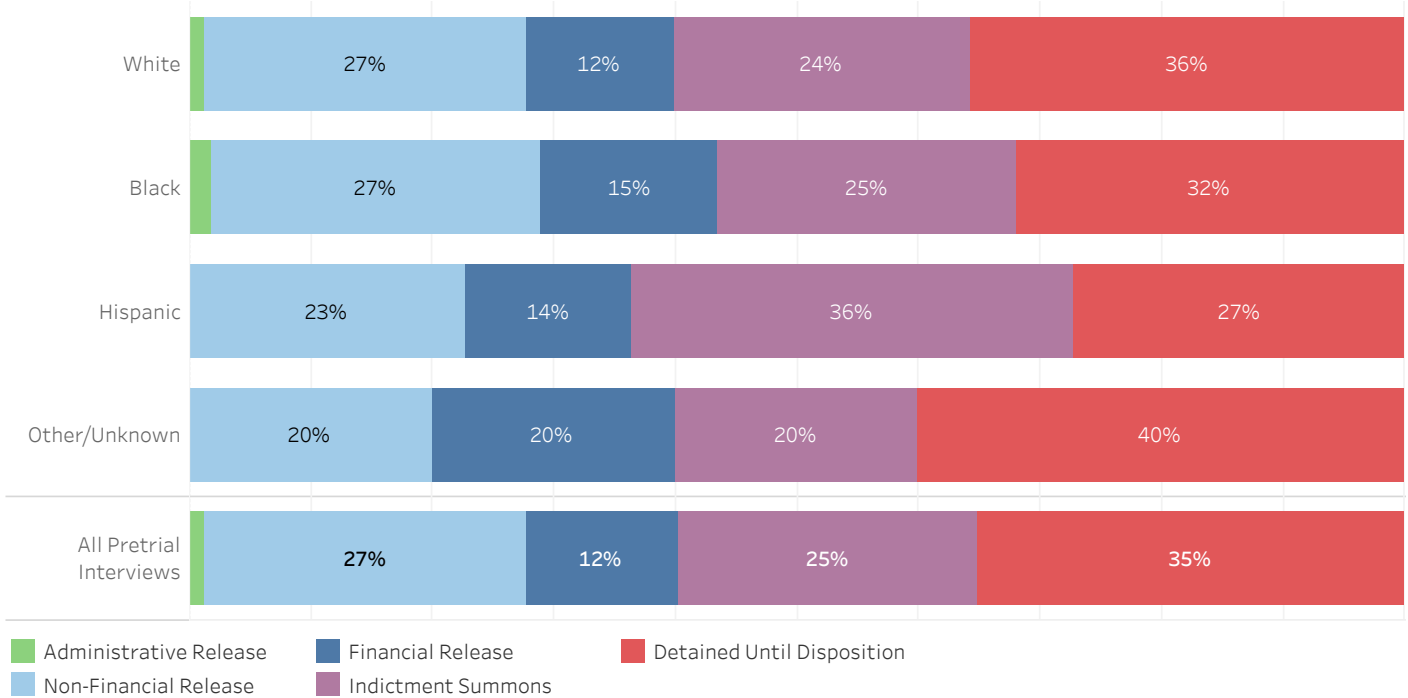


ADMINISTRATIVE OFFICE OF THE COURTS
Research and Statistics

19_PINS8020

Circuit Court Pretrial Interviews with Custody Ending
CY 2017-2021 JESSAMINE COUNTY

Release Outcome Proportions by Defendant Race



Release Outcome Proportions by Defendant Race

		Administrative Release	Non-Financial Release	Financial Release	Indictment Summons	Detained Until Disposition	All Pretrial Interviews
White	Interviews	17	373	171	343	502	1,406
	% of Interviews	1%	27%	12%	24%	36%	100%
Black	Interviews	3	44	24	40	52	163
	% of Interviews	2%	27%	15%	25%	32%	100%
Hispanic	Interviews		5	3	8	6	22
	% of Interviews		23%	14%	36%	27%	100%
Other/Unknown	Interviews		1	1	1	2	5
	% of Interviews		20%	20%	20%	40%	100%
All Pretrial Interviews	Interviews	20	423	199	392	562	1,596
	% of Interviews	1%	27%	12%	25%	35%	100%

* Data is provided from the Pretrial Information Management System

* Counts and percentages are of pretrial interviews.

* A single individual may have one or more pretrial interviews during the reported timeframe.

* 2019 Single-Race Population Estimates for Ages 15 and Older Only on CDC WONDER Online Database. Retrieved from <https://wonder.cdc.gov/wonder/help/single-race.html#Source> on November 3, 2021.

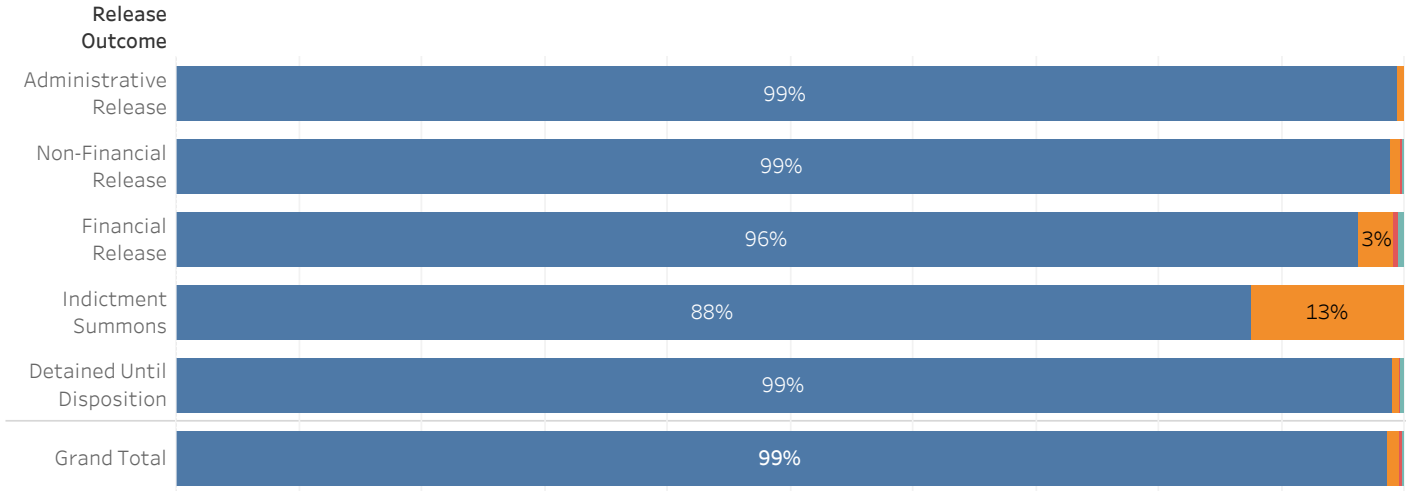


ADMINISTRATIVE OFFICE OF THE COURTS
Research and Statistics

Circuit Court Pretrial Interviews with Custody Ending
CY 2017-2021 JOHNSON COUNTY

White Black Hispanic Other/Unknown

Defendant Race Proportions by Release Outcome



Kentucky State Population*



Kentucky State Population*

White	Black	Hispanic	Other/Unknown	Total
3,112,654	297,705	118,427	112,664	3,641,450

Defendant Race Proportions by Release Outcome

		White	Black	Hispanic	Other/Unknown	Grand Total
Administrative Release	Interviews	160	1			161
	% of Interviews	99%	1%			100%
Non-Financial Release	Interviews	1,847	15	3	4	1,869
	% of Interviews	99%	1%	0%	0%	100%
Financial Release	Interviews	227	7	1	1	236
	% of Interviews	96%	3%	0%	0%	100%
Indictment Summons	Interviews	21	3			24
	% of Interviews	88%	13%			100%
Detained Until Disposition	Interviews	1,030	5	2	3	1,040
	% of Interviews	99%	0%	0%	0%	100%
All Pretrial Interviews	Interviews	3,285	31	6	8	3,330
	% of Interviews	99%	1%	0%	0%	100%

* Data is provided from the Pretrial Information Management System

* Counts and percentages are of pretrial interviews.

* A single individual may have one or more pretrial interviews during the reported timeframe.

* 2019 Single-Race Population Estimates for Ages 15 and Older Only on CDC WONDER Online Database. Retrieved from <https://wonder.cdc.gov/wonder/help/single-race.html#Source> on November 3, 2021.

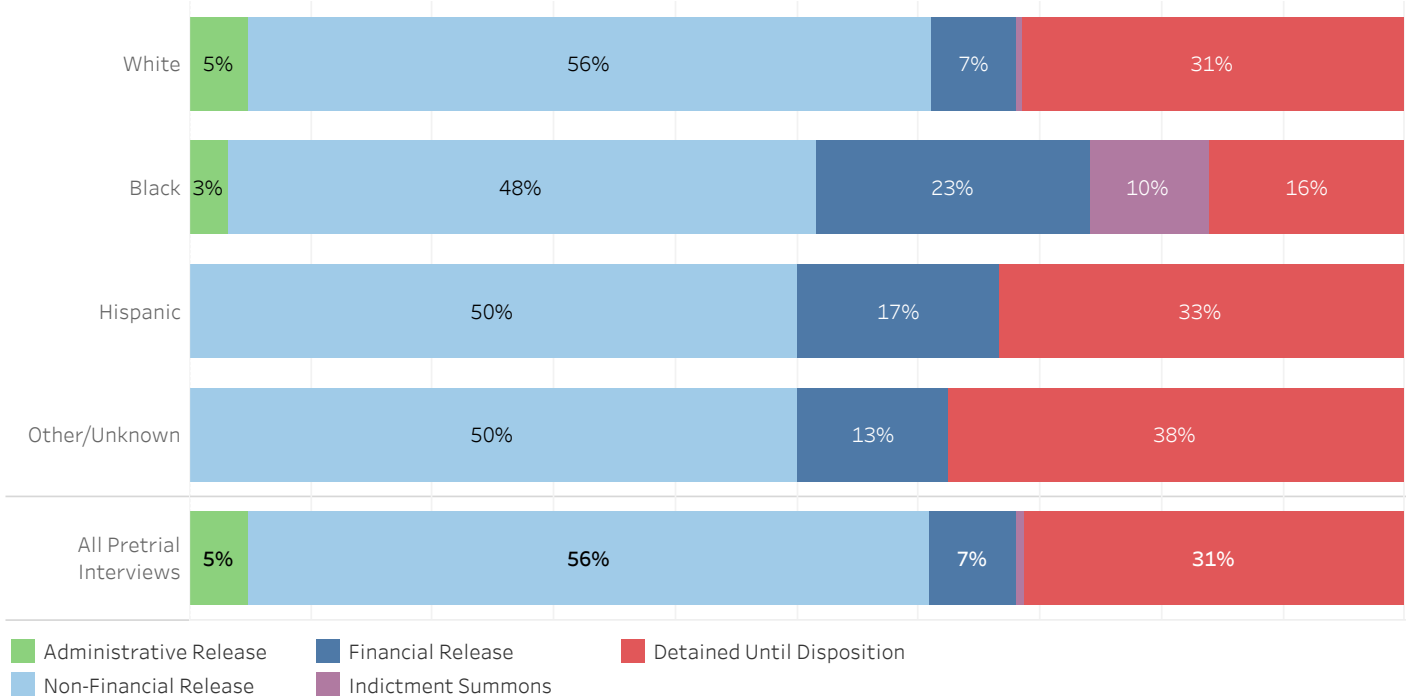


ADMINISTRATIVE OFFICE OF THE COURTS
Research and Statistics

19_PINS8020

Circuit Court Pretrial Interviews with Custody Ending
CY 2017-2021 JOHNSON COUNTY

Release Outcome Proportions by Defendant Race



Release Outcome Proportions by Defendant Race

		Administrative Release	Non-Financial Release	Financial Release	Indictment Summons	Detained Until Disposition	All Pretrial Interviews
White	Interviews	160	1,847	227	21	1,030	3,285
	% of Interviews	5%	56%	7%	1%	31%	100%
Black	Interviews	1	15	7	3	5	31
	% of Interviews	3%	48%	23%	10%	16%	100%
Hispanic	Interviews	0	3	1	0	2	6
	% of Interviews	0%	50%	17%	0%	33%	100%
Other/Unknown	Interviews	0	4	1	0	3	8
	% of Interviews	0%	50%	13%	0%	38%	100%
All Pretrial Interviews	Interviews	161	1,869	236	24	1,040	3,330
	% of Interviews	5%	56%	7%	1%	31%	100%

* Data is provided from the Pretrial Information Management System

* Counts and percentages are of pretrial interviews.

* A single individual may have one or more pretrial interviews during the reported timeframe.

* 2019 Single-Race Population Estimates for Ages 15 and Older Only on CDC WONDER Online Database. Retrieved from <https://wonder.cdc.gov/wonder/help/single-race.html#Source> on November 3, 2021.

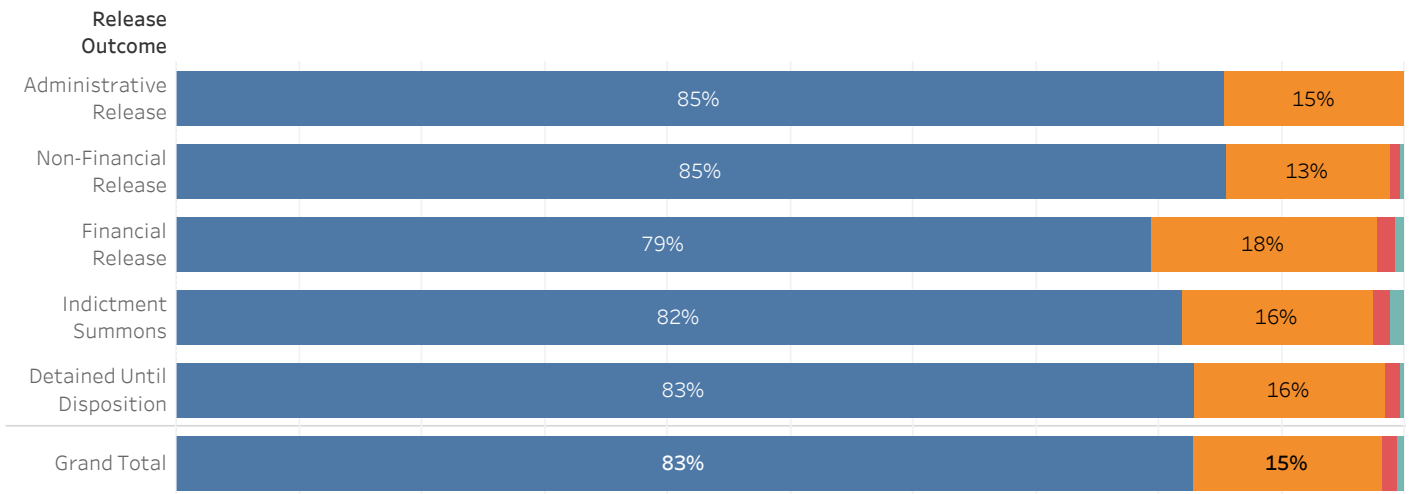


ADMINISTRATIVE OFFICE OF THE COURTS
Research and Statistics

Circuit Court Pretrial Interviews with Custody Ending
CY 2017-2021 KENTON COUNTY

White Black Hispanic Other/Unknown

Defendant Race Proportions by Release Outcome



Kentucky State Population*



Kentucky State Population*

White	Black	Hispanic	Other/Unknown	Total
3,112,654	297,705	118,427	112,664	3,641,450

Defendant Race Proportions by Release Outcome

		White	Black	Hispanic	Other/Unknown	Grand Total
Administrative Release	Interviews	29	5			34
	% of Interviews	85%	15%			100%
Non-Financial Release	Interviews	2,524	396	24	9	2,953
	% of Interviews	85%	13%	1%	0%	100%
Financial Release	Interviews	910	210	17	9	1,146
	% of Interviews	79%	18%	1%	1%	100%
Indictment Summons	Interviews	2,475	471	44	34	3,024
	% of Interviews	82%	16%	1%	1%	100%
Detained Until Disposition	Interviews	3,817	719	55	17	4,608
	% of Interviews	83%	16%	1%	0%	100%
All Pretrial Interviews	Interviews	9,755	1,801	140	69	11,765
	% of Interviews	83%	15%	1%	1%	100%

* Data is provided from the Pretrial Information Management System

* Counts and percentages are of pretrial interviews.

* A single individual may have one or more pretrial interviews during the reported timeframe.

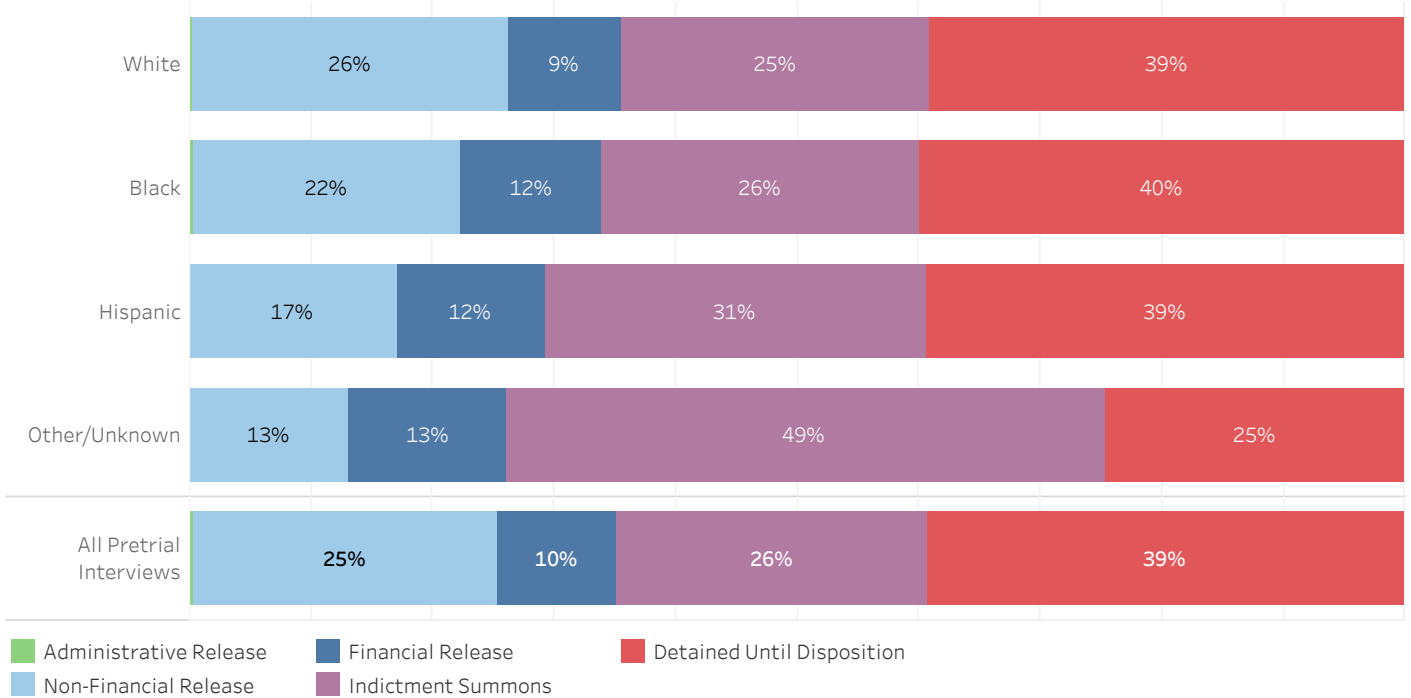
* 2019 Single-Race Population Estimates for Ages 15 and Older Only on CDC WONDER Online Database. Retrieved from <https://wonder.cdc.gov/wonder/help/single-race.html#Source> on November 3, 2021.



ADMINISTRATIVE OFFICE OF THE COURTS
Research and Statistics

Circuit Court Pretrial Interviews with Custody Ending
CY 2017-2021 KENTON COUNTY

Release Outcome Proportions by Defendant Race



Release Outcome Proportions by Defendant Race

		Administrative Release	Non-Financial Release	Financial Release	Indictment Summons	Detained Until Disposition	All Pretrial Interviews
White	Interviews	29	2,524	910	2,475	3,817	9,755
	% of Interviews	0%	26%	9%	25%	39%	100%
Black	Interviews	5	396	210	471	719	1,801
	% of Interviews	0%	22%	12%	26%	40%	100%
Hispanic	Interviews		24	17	44	55	140
	% of Interviews		17%	12%	31%	39%	100%
Other/Unknown	Interviews		9	9	34	17	69
	% of Interviews		13%	13%	49%	25%	100%
All Pretrial Interviews	Interviews	34	2,953	1,146	3,024	4,608	11,765
	% of Interviews	0%	25%	10%	26%	39%	100%

* Data is provided from the Pretrial Information Management System

* Counts and percentages are of pretrial interviews.

* A single individual may have one or more pretrial interviews during the reported timeframe.

* 2019 Single-Race Population Estimates for Ages 15 and Older Only on CDC WONDER Online Database. Retrieved from <https://wonder.cdc.gov/wonder/help/single-race.html#Source> on November 3, 2021.

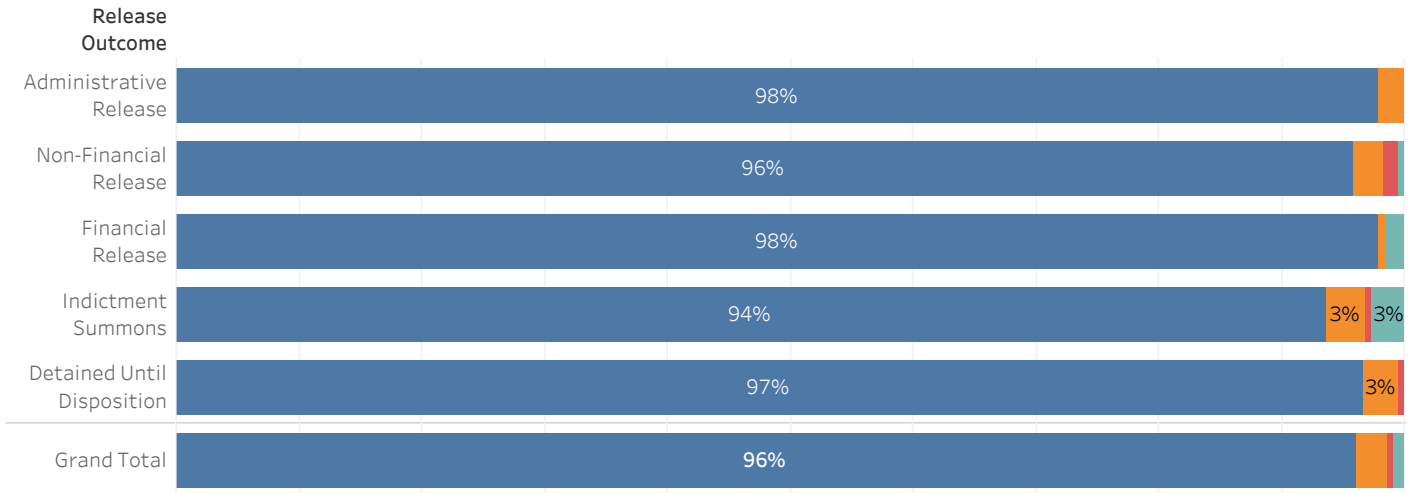


ADMINISTRATIVE OFFICE OF THE COURTS
Research and Statistics

Circuit Court Pretrial Interviews with Custody Ending
CY 2017-2021 KNOX COUNTY

White Black Hispanic Other/Unknown

Defendant Race Proportions by Release Outcome



Kentucky State Population*



Kentucky State Population*

White	Black	Hispanic	Other/Unknown	Total
3,112,654	297,705	118,427	112,664	3,641,450

Defendant Race Proportions by Release Outcome

		White	Black	Hispanic	Other/Unknown	Grand Total
Administrative Release	Interviews	45	1			46
	% of Interviews	98%	2%			100%
Non-Financial Release	Interviews	227	6	3	1	237
	% of Interviews	96%	3%	1%	0%	100%
Financial Release	Interviews	183	1		3	187
	% of Interviews	98%	1%		2%	100%
Indictment Summons	Interviews	207	7	1	6	221
	% of Interviews	94%	3%	0%	3%	100%
Detained Until Disposition	Interviews	425	13	2		440
	% of Interviews	97%	3%	0%		100%
All Pretrial Interviews	Interviews	1,087	28	6	10	1,131
	% of Interviews	96%	2%	1%	1%	100%

* Data is provided from the Pretrial Information Management System

* Counts and percentages are of pretrial interviews.

* A single individual may have one or more pretrial interviews during the reported timeframe.

* 2019 Single-Race Population Estimates for Ages 15 and Older Only on CDC WONDER Online Database. Retrieved from <https://wonder.cdc.gov/wonder/help/single-race.html#Source> on November 3, 2021.

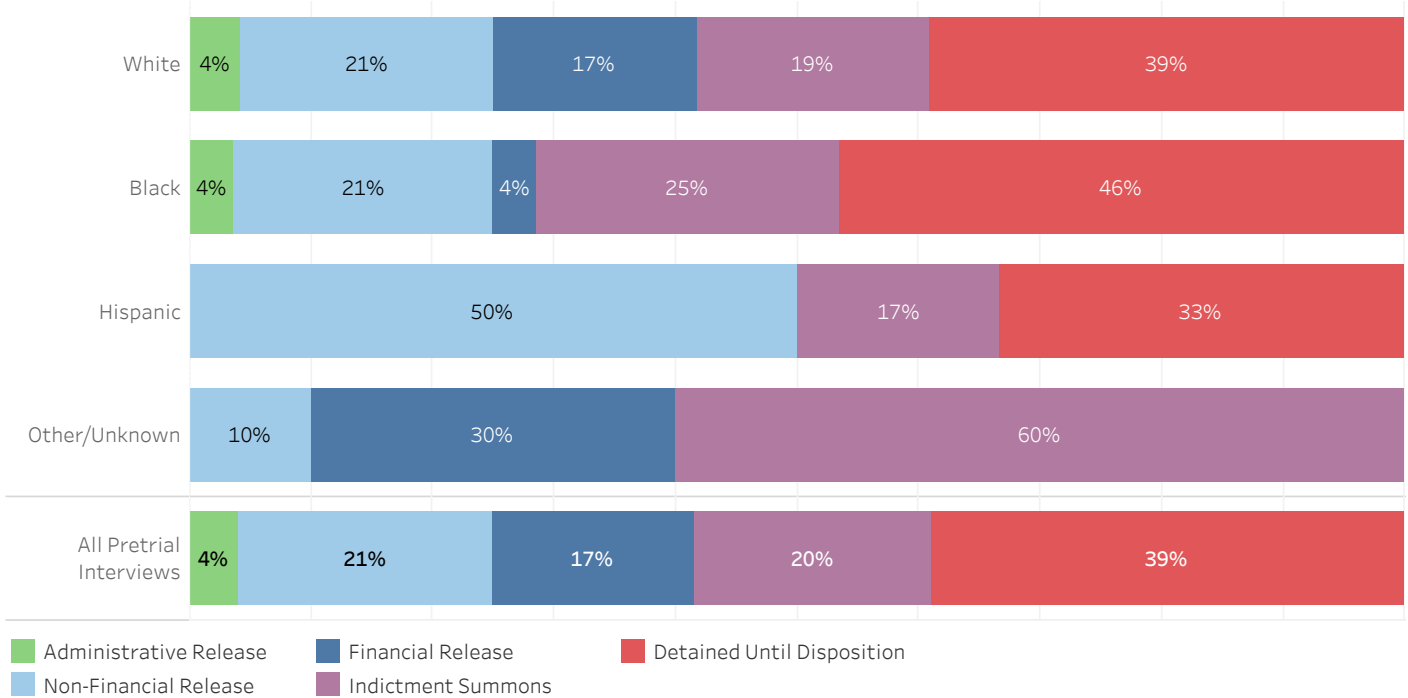


ADMINISTRATIVE OFFICE OF THE COURTS
Research and Statistics

19_PINS8020

Circuit Court Pretrial Interviews with Custody Ending
CY 2017-2021 KNOX COUNTY

Release Outcome Proportions by Defendant Race



Release Outcome Proportions by Defendant Race

		Administrative Release	Non-Financial Release	Financial Release	Indictment Summons	Detained Until Disposition	All Pretrial Interviews
White	Interviews	45	227	183	207	425	1,087
	% of Interviews	4%	21%	17%	19%	39%	100%
Black	Interviews	1	6	1	7	13	28
	% of Interviews	4%	21%	4%	25%	46%	100%
Hispanic	Interviews	0	3	0	1	2	6
	% of Interviews	0%	50%	0%	17%	33%	100%
Other/Unknown	Interviews	0	1	3	6	0	10
	% of Interviews	0%	10%	30%	60%	0%	100%
All Pretrial Interviews	Interviews	46	237	187	221	440	1,131
	% of Interviews	4%	21%	17%	20%	39%	100%

* Data is provided from the Pretrial Information Management System

* Counts and percentages are of pretrial interviews.

* A single individual may have one or more pretrial interviews during the reported timeframe.

* 2019 Single-Race Population Estimates for Ages 15 and Older Only on CDC WONDER Online Database. Retrieved from <https://wonder.cdc.gov/wonder/help/single-race.html#Source> on November 3, 2021.



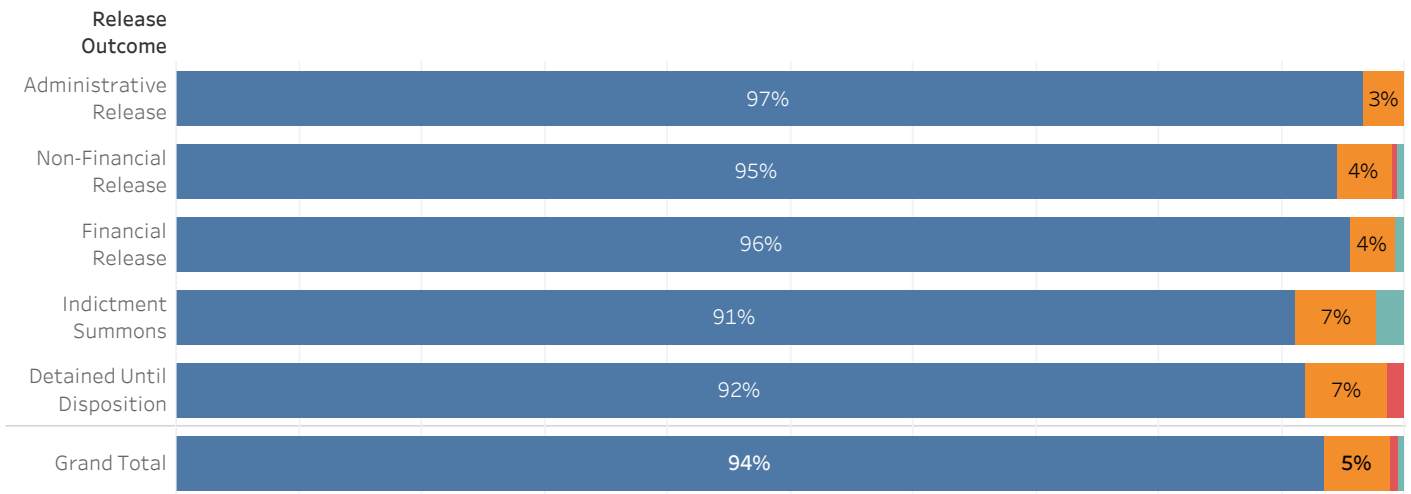
ADMINISTRATIVE OFFICE OF THE COURTS
Research and Statistics

19_PINS8020

Circuit Court Pretrial Interviews with Custody Ending
CY 2017-2021 LARUE COUNTY

White Black Hispanic Other/Unknown

Defendant Race Proportions by Release Outcome



Kentucky State Population*



Kentucky State Population*

White	Black	Hispanic	Other/Unknown	Total
3,112,654	297,705	118,427	112,664	3,641,450

Defendant Race Proportions by Release Outcome

		White	Black	Hispanic	Other/Unknown	Grand Total
Administrative Release	Interviews	29	1			30
	% of Interviews	97%	3%			100%
Non-Financial Release	Interviews	177	8	1	1	187
	% of Interviews	95%	4%	1%	1%	100%
Financial Release	Interviews	128	5		1	134
	% of Interviews	96%	4%		1%	100%
Indictment Summons	Interviews	41	3		1	45
	% of Interviews	91%	7%		2%	100%
Detained Until Disposition	Interviews	262	19	4		285
	% of Interviews	92%	7%	1%		100%
All Pretrial Interviews	Interviews	637	36	5	3	681
	% of Interviews	94%	5%	1%	0%	100%

* Data is provided from the Pretrial Information Management System

* Counts and percentages are of pretrial interviews.

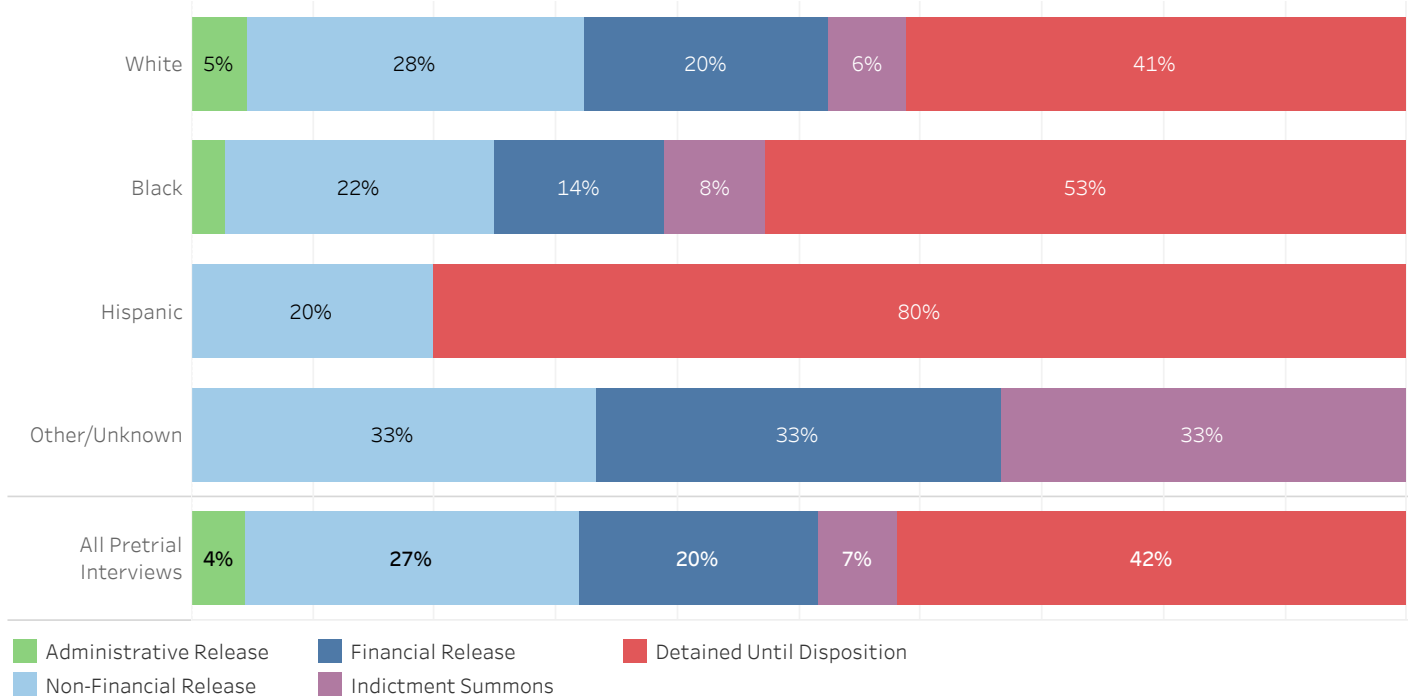
* A single individual may have one or more pretrial interviews during the reported timeframe.

* 2019 Single-Race Population Estimates for Ages 15 and Older Only on CDC WONDER Online Database. Retrieved from <https://wonder.cdc.gov/wonder/help/single-race.html#Source> on November 3, 2021.



**Circuit Court Pretrial Interviews with Custody Ending
CY 2017-2021 LARUE COUNTY**

Release Outcome Proportions by Defendant Race



Release Outcome Proportions by Defendant Race

		Administrative Release	Non-Financial Release	Financial Release	Indictment Summons	Detained Until Disposition	All Pretrial Interviews
White	Interviews	29	177	128	41	262	637
	% of Interviews	5%	28%	20%	6%	41%	100%
Black	Interviews	1	8	5	3	19	36
	% of Interviews	3%	22%	14%	8%	53%	100%
Hispanic	Interviews		1			4	5
	% of Interviews		20%			80%	100%
Other/Unknown	Interviews		1	1	1		3
	% of Interviews		33%	33%	33%		100%
All Pretrial Interviews	Interviews	30	187	134	45	285	681
	% of Interviews	4%	27%	20%	7%	42%	100%

* Data is provided from the Pretrial Information Management System

* Counts and percentages are of pretrial interviews.

* A single individual may have one or more pretrial interviews during the reported timeframe.

* 2019 Single-Race Population Estimates for Ages 15 and Older Only on CDC WONDER Online Database. Retrieved from <https://wonder.cdc.gov/wonder/help/single-race.html#Source> on November 3, 2021.



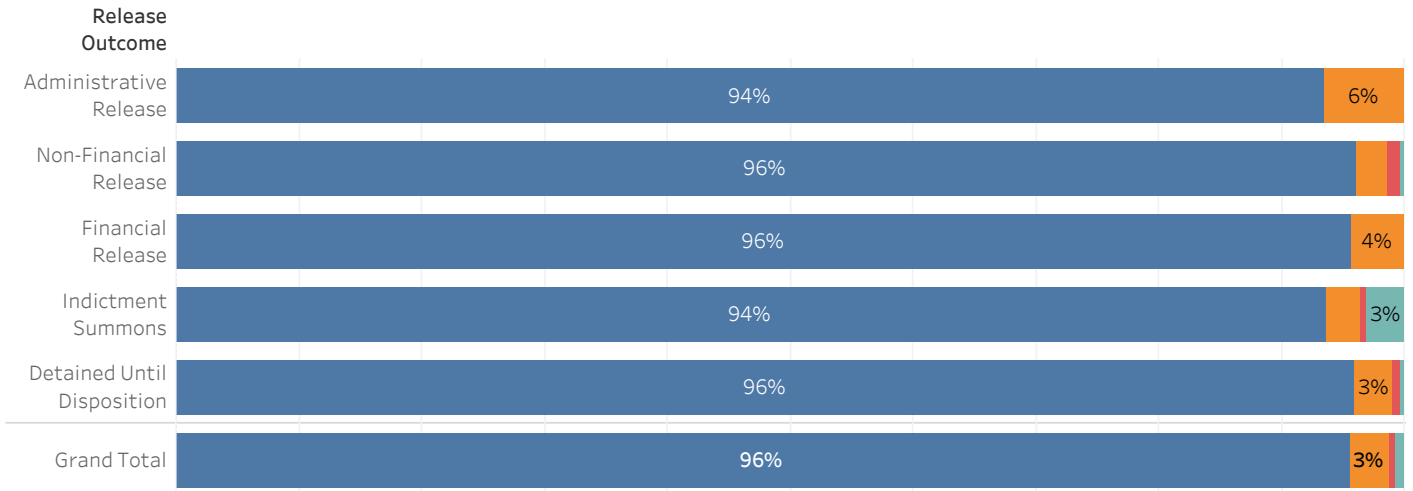
ADMINISTRATIVE OFFICE OF THE COURTS
Research and Statistics

19_PINS8020

Circuit Court Pretrial Interviews with Custody Ending
CY 2017-2021 LAUREL COUNTY

White Black Hispanic Other/Unknown

Defendant Race Proportions by Release Outcome



Kentucky State Population*



Kentucky State Population*

White	Black	Hispanic	Other/Unknown	Total
3,112,654	297,705	118,427	112,664	3,641,450

Defendant Race Proportions by Release Outcome

		White	Black	Hispanic	Other/Unknown	Grand Total
Administrative Release	Interviews	29	2			31
	% of Interviews	94%	6%			100%
Non-Financial Release	Interviews	274	7	3	1	285
	% of Interviews	96%	2%	1%	0%	100%
Financial Release	Interviews	270	12			282
	% of Interviews	96%	4%			100%
Indictment Summons	Interviews	310	9	2	10	331
	% of Interviews	94%	3%	1%	3%	100%
Detained Until Disposition	Interviews	972	31	7	3	1,013
	% of Interviews	96%	3%	1%	0%	100%
All Pretrial Interviews	Interviews	1,855	61	12	14	1,942
	% of Interviews	96%	3%	1%	1%	100%

* Data is provided from the Pretrial Information Management System

* Counts and percentages are of pretrial interviews.

* A single individual may have one or more pretrial interviews during the reported timeframe.

* 2019 Single-Race Population Estimates for Ages 15 and Older Only on CDC WONDER Online Database. Retrieved from <https://wonder.cdc.gov/wonder/help/single-race.html#Source> on November 3, 2021.

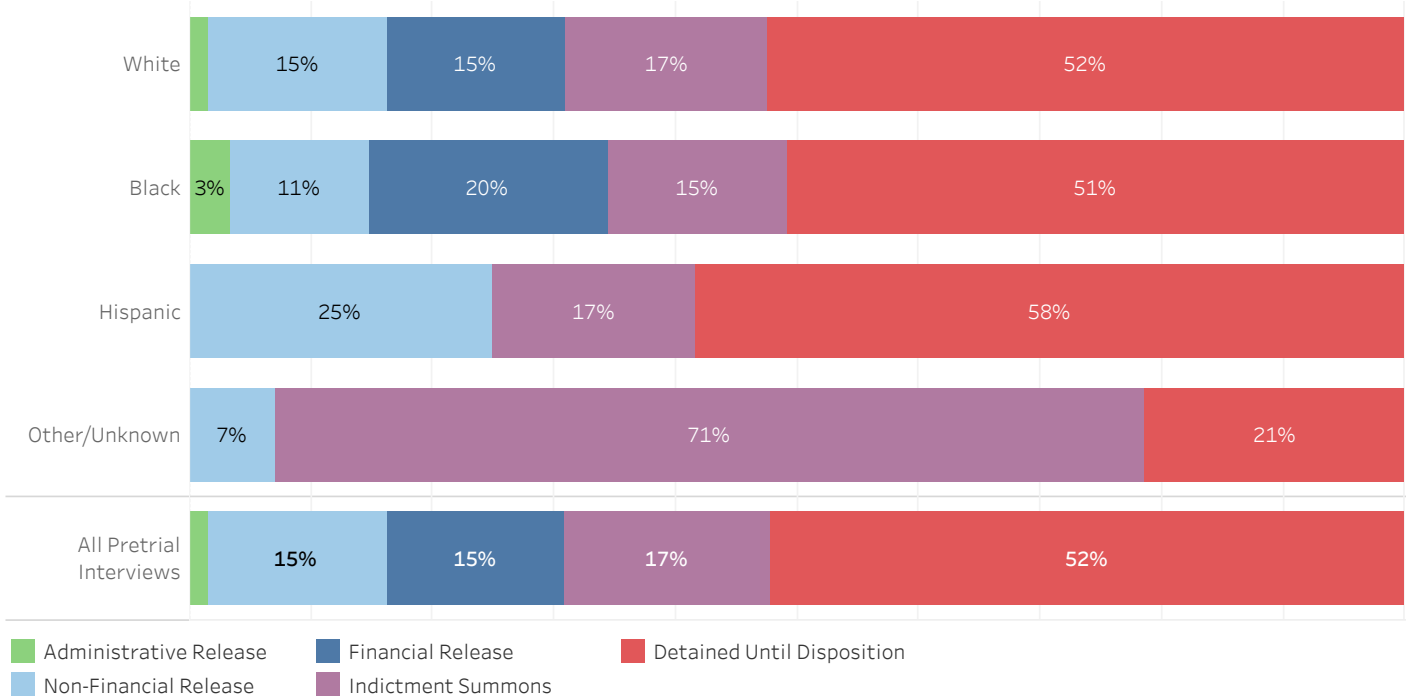


ADMINISTRATIVE OFFICE OF THE COURTS
Research and Statistics

19_PINS8020

Circuit Court Pretrial Interviews with Custody Ending
CY 2017-2021 LAUREL COUNTY

Release Outcome Proportions by Defendant Race



Release Outcome Proportions by Defendant Race

		Administrative Release	Non-Financial Release	Financial Release	Indictment Summons	Detained Until Disposition	All Pretrial Interviews
White	Interviews	29	274	270	310	972	1,855
	% of Interviews	2%	15%	15%	17%	52%	100%
Black	Interviews	2	7	12	9	31	61
	% of Interviews	3%	11%	20%	15%	51%	100%
Hispanic	Interviews		3		2	7	12
	% of Interviews		25%		17%	58%	100%
Other/Unknown	Interviews		1		10	3	14
	% of Interviews		7%		71%	21%	100%
All Pretrial Interviews	Interviews	31	285	282	331	1,013	1,942
	% of Interviews	2%	15%	15%	17%	52%	100%

* Data is provided from the Pretrial Information Management System

* Counts and percentages are of pretrial interviews.

* A single individual may have one or more pretrial interviews during the reported timeframe.

* 2019 Single-Race Population Estimates for Ages 15 and Older Only on CDC WONDER Online Database. Retrieved from <https://wonder.cdc.gov/wonder/help/single-race.html#Source> on November 3, 2021.

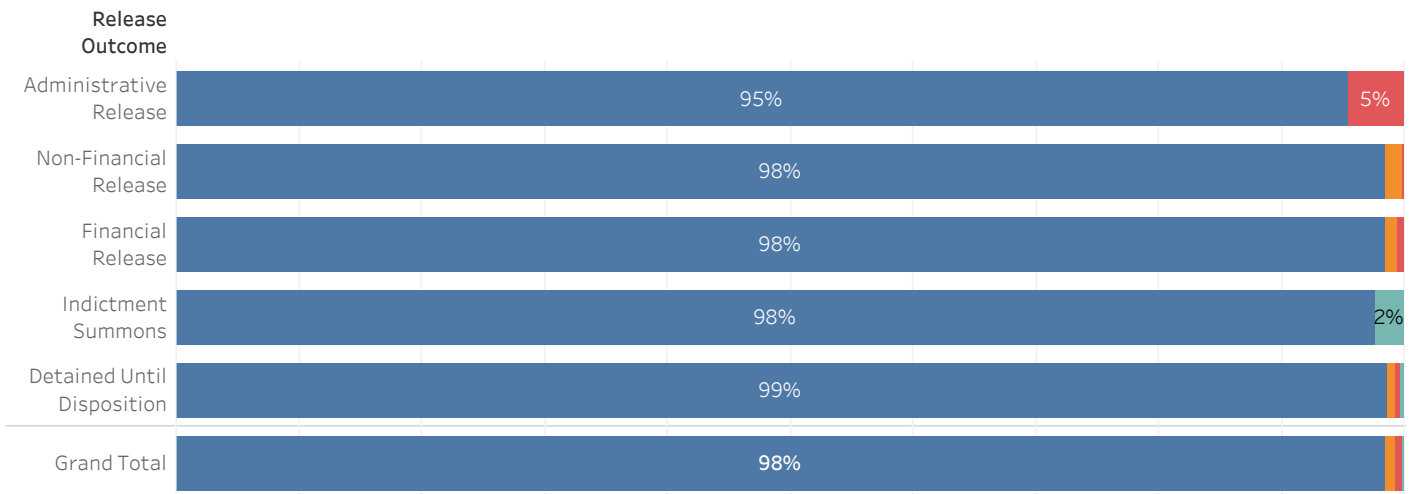


ADMINISTRATIVE OFFICE OF THE COURTS
Research and Statistics

Circuit Court Pretrial Interviews with Custody Ending
CY 2017-2021 LEE COUNTY

White Black Hispanic Other/Unknown

Defendant Race Proportions by Release Outcome



Kentucky State Population*



Kentucky State Population*

White	Black	Hispanic	Other/Unknown	Total
3,112,654	297,705	118,427	112,664	3,641,450

Defendant Race Proportions by Release Outcome

		White	Black	Hispanic	Other/Unknown	Grand Total
Administrative Release	Interviews	42	0	2	0	44
	% of Interviews	95%	0%	5%	0%	100%
Non-Financial Release	Interviews	807	11	2	0	820
	% of Interviews	98%	1%	0%	0%	100%
Financial Release	Interviews	186	2	1	0	189
	% of Interviews	98%	1%	1%	0%	100%
Indictment Summons	Interviews	81	0	0	2	83
	% of Interviews	98%	0%	0%	2%	100%
Detained Until Disposition	Interviews	1,205	8	6	3	1,222
	% of Interviews	99%	1%	0%	0%	100%
All Pretrial Interviews	Interviews	2,321	21	11	5	2,358
	% of Interviews	98%	1%	0%	0%	100%

* Data is provided from the Pretrial Information Management System

* Counts and percentages are of pretrial interviews.

* A single individual may have one or more pretrial interviews during the reported timeframe.

* 2019 Single-Race Population Estimates for Ages 15 and Older Only on CDC WONDER Online Database. Retrieved from <https://wonder.cdc.gov/wonder/help/single-race.html#Source> on November 3, 2021.

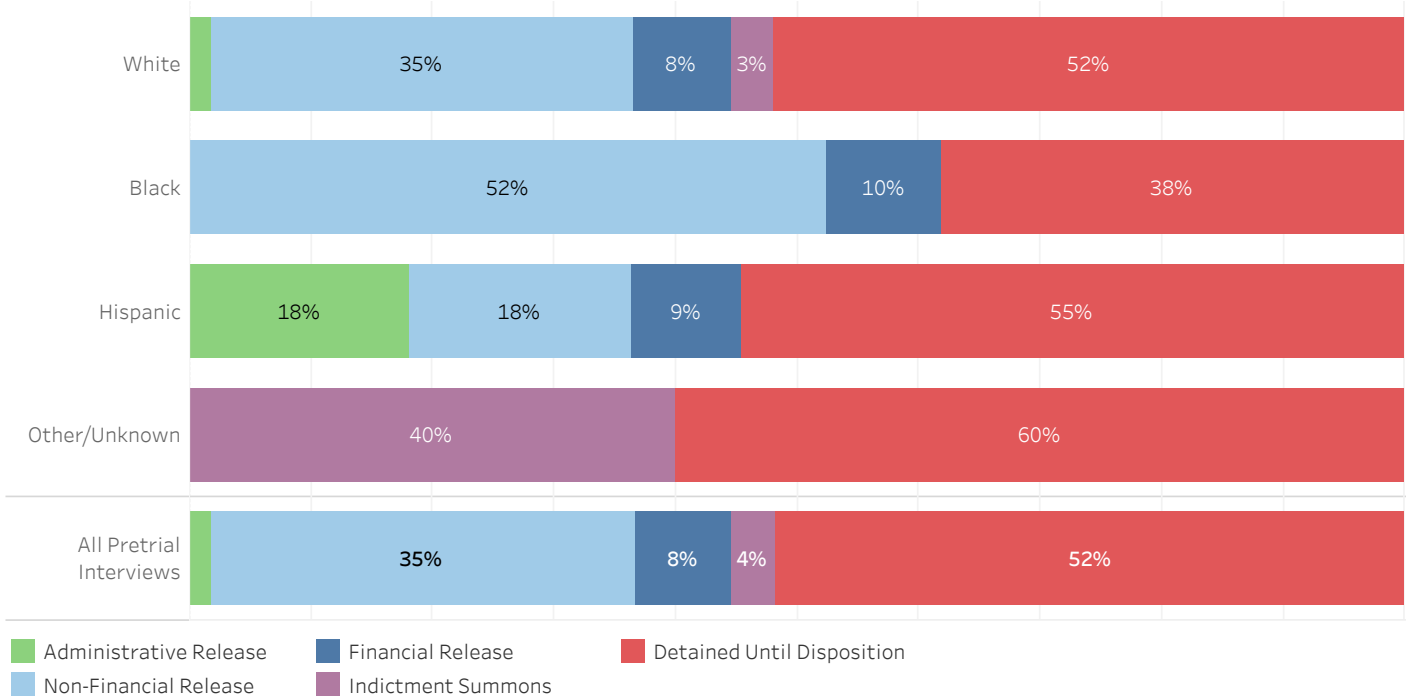


ADMINISTRATIVE OFFICE OF THE COURTS
Research and Statistics

19_PINS8020

Circuit Court Pretrial Interviews with Custody Ending
CY 2017-2021 LEE COUNTY

Release Outcome Proportions by Defendant Race



Release Outcome Proportions by Defendant Race

		Administrative Release	Non-Financial Release	Financial Release	Indictment Summons	Detained Until Disposition	All Pretrial Interviews
White	Interviews	42	807	186	81	1,205	2,321
	% of Interviews	2%	35%	8%	3%	52%	100%
Black	Interviews		11	2		8	21
	% of Interviews		52%	10%		38%	100%
Hispanic	Interviews	2	2	1		6	11
	% of Interviews	18%	18%	9%		55%	100%
Other/Unknown	Interviews				2	3	5
	% of Interviews				40%	60%	100%
All Pretrial Interviews	Interviews	44	820	189	83	1,222	2,358
	% of Interviews	2%	35%	8%	4%	52%	100%

* Data is provided from the Pretrial Information Management System

* Counts and percentages are of pretrial interviews.

* A single individual may have one or more pretrial interviews during the reported timeframe.

* 2019 Single-Race Population Estimates for Ages 15 and Older Only on CDC WONDER Online Database. Retrieved from <https://wonder.cdc.gov/wonder/help/single-race.html#Source> on November 3, 2021.

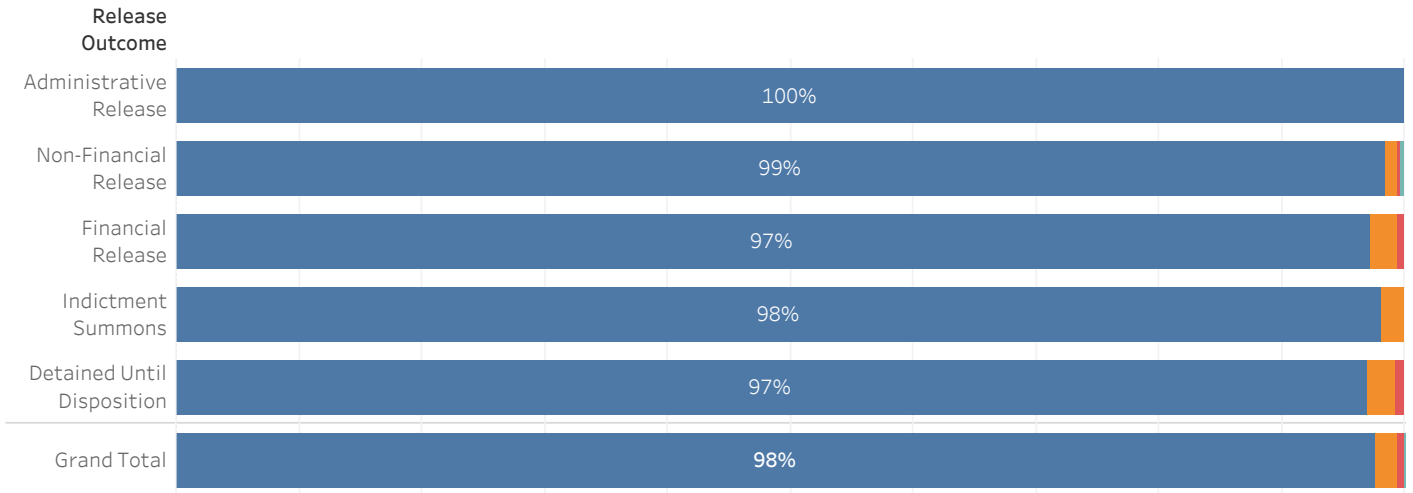


ADMINISTRATIVE OFFICE OF THE COURTS
Research and Statistics

Circuit Court Pretrial Interviews with Custody Ending
CY 2017-2021 LESLIE COUNTY

White Black Hispanic Other/Unknown

Defendant Race Proportions by Release Outcome



Kentucky State Population*



Kentucky State Population*

White	Black	Hispanic	Other/Unknown	Total
3,112,654	297,705	118,427	112,664	3,641,450

Defendant Race Proportions by Release Outcome

		White	Black	Hispanic	Other/Unknown	Grand Total
Administrative Release	Interviews	31				31
	% of Interviews	100%				100%
Non-Financial Release	Interviews	329	3	1	1	334
	% of Interviews	99%	1%	0%	0%	100%
Financial Release	Interviews	173	4	1		178
	% of Interviews	97%	2%	1%		100%
Indictment Summons	Interviews	53	1			54
	% of Interviews	98%	2%			100%
Detained Until Disposition	Interviews	547	13	4		564
	% of Interviews	97%	2%	1%		100%
All Pretrial Interviews	Interviews	1,133	21	6	1	1,161
	% of Interviews	98%	2%	1%	0%	100%

* Data is provided from the Pretrial Information Management System

* Counts and percentages are of pretrial interviews.

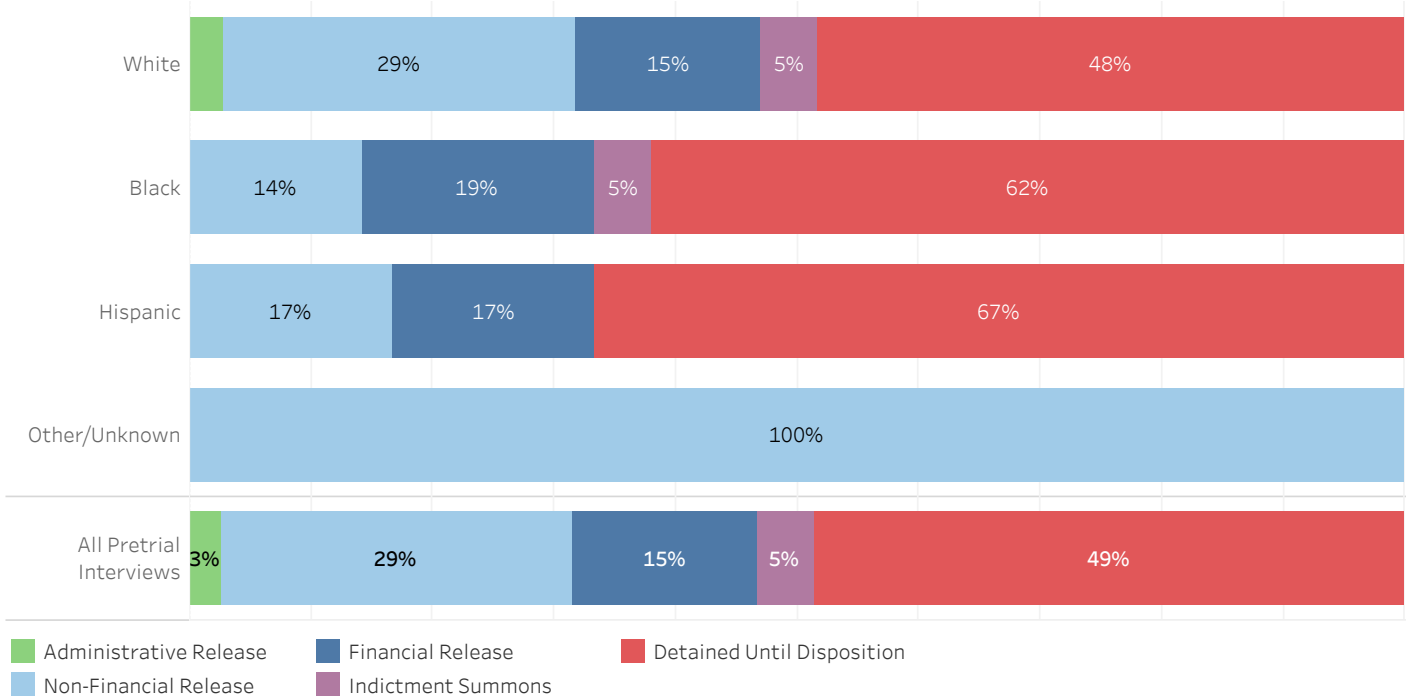
* A single individual may have one or more pretrial interviews during the reported timeframe.

* 2019 Single-Race Population Estimates for Ages 15 and Older Only on CDC WONDER Online Database. Retrieved from <https://wonder.cdc.gov/wonder/help/single-race.html#Source> on November 3, 2021.



**Circuit Court Pretrial Interviews with Custody Ending
CY 2017-2021 LESLIE COUNTY**

Release Outcome Proportions by Defendant Race



Release Outcome Proportions by Defendant Race

		Administrative Release	Non-Financial Release	Financial Release	Indictment Summons	Detained Until Disposition	All Pretrial Interviews
White	Interviews	31	329	173	53	547	1,133
	% of Interviews	3%	29%	15%	5%	48%	100%
Black	Interviews		3	4	1	13	21
	% of Interviews		14%	19%	5%	62%	100%
Hispanic	Interviews		1	1		4	6
	% of Interviews		17%	17%		67%	100%
Other/Unknown	Interviews		1				1
	% of Interviews		100%				100%
All Pretrial Interviews	Interviews	31	334	178	54	564	1,161
	% of Interviews	3%	29%	15%	5%	49%	100%

* Data is provided from the Pretrial Information Management System

* Counts and percentages are of pretrial interviews.

* A single individual may have one or more pretrial interviews during the reported timeframe.

* 2019 Single-Race Population Estimates for Ages 15 and Older Only on CDC WONDER Online Database. Retrieved from <https://wonder.cdc.gov/wonder/help/single-race.html#Source> on November 3, 2021.

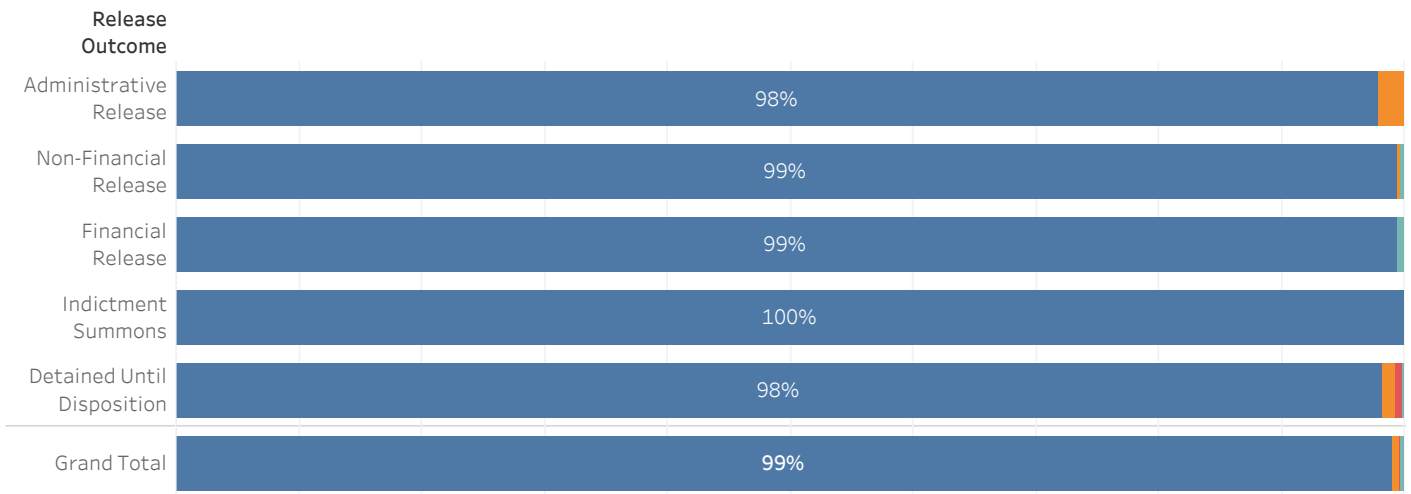


ADMINISTRATIVE OFFICE OF THE COURTS
Research and Statistics

Circuit Court Pretrial Interviews with Custody Ending
CY 2017-2021 LETCHER COUNTY

White Black Hispanic Other/Unknown

Defendant Race Proportions by Release Outcome



Kentucky State Population*



Kentucky State Population*

White	Black	Hispanic	Other/Unknown	Total
3,112,654	297,705	118,427	112,664	3,641,450

Defendant Race Proportions by Release Outcome

		White	Black	Hispanic	Other/Unknown	Grand Total
Administrative Release	Interviews	48	1			49
	% of Interviews	98%	2%			100%
Non-Financial Release	Interviews	623	2		2	627
	% of Interviews	99%	0%		0%	100%
Financial Release	Interviews	187			1	188
	% of Interviews	99%			1%	100%
Indictment Summons	Interviews	24				24
	% of Interviews	100%				100%
Detained Until Disposition	Interviews	436	5	2	1	444
	% of Interviews	98%	1%	0%	0%	100%
All Pretrial Interviews	Interviews	1,318	8	2	4	1,332
	% of Interviews	99%	1%	0%	0%	100%

* Data is provided from the Pretrial Information Management System

* Counts and percentages are of pretrial interviews.

* A single individual may have one or more pretrial interviews during the reported timeframe.

* 2019 Single-Race Population Estimates for Ages 15 and Older Only on CDC WONDER Online Database. Retrieved from <https://wonder.cdc.gov/wonder/help/single-race.html#Source> on November 3, 2021.

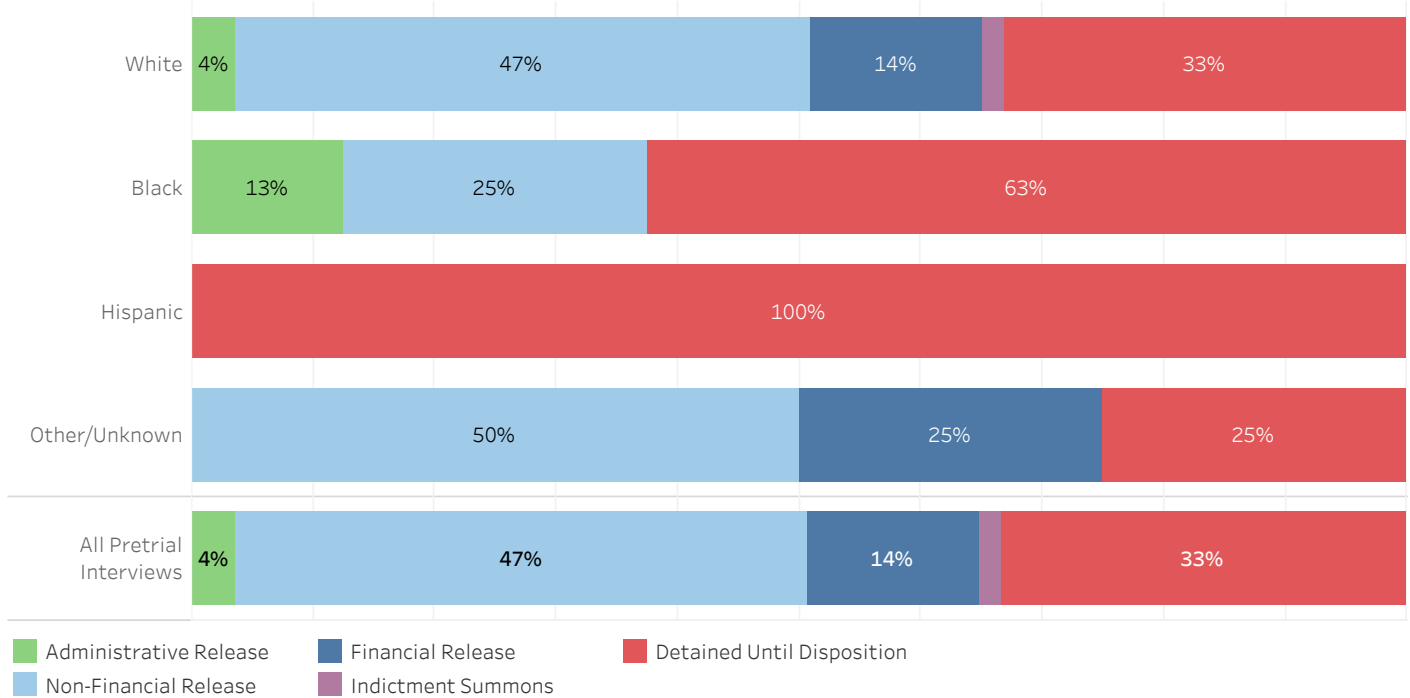


ADMINISTRATIVE OFFICE OF THE COURTS
Research and Statistics

19_PINS8020

Circuit Court Pretrial Interviews with Custody Ending
CY 2017-2021 LETCHER COUNTY

Release Outcome Proportions by Defendant Race



Release Outcome Proportions by Defendant Race

		Administrative Release	Non-Financial Release	Financial Release	Indictment Summons	Detained Until Disposition	All Pretrial Interviews
White	Interviews	48	623	187	24	436	1,318
	% of Interviews	4%	47%	14%	2%	33%	100%
Black	Interviews	1	2	0	0	5	8
	% of Interviews	13%	25%	0%	0%	63%	100%
Hispanic	Interviews	0	0	0	0	2	2
	% of Interviews	0%	0%	0%	0%	100%	100%
Other/Unknown	Interviews	0	2	1	0	1	4
	% of Interviews	0%	50%	25%	0%	25%	100%
All Pretrial Interviews	Interviews	49	627	188	24	444	1,332
	% of Interviews	4%	47%	14%	2%	33%	100%

* Data is provided from the Pretrial Information Management System

* Counts and percentages are of pretrial interviews.

* A single individual may have one or more pretrial interviews during the reported timeframe.

* 2019 Single-Race Population Estimates for Ages 15 and Older Only on CDC WONDER Online Database. Retrieved from <https://wonder.cdc.gov/wonder/help/single-race.html#Source> on November 3, 2021.

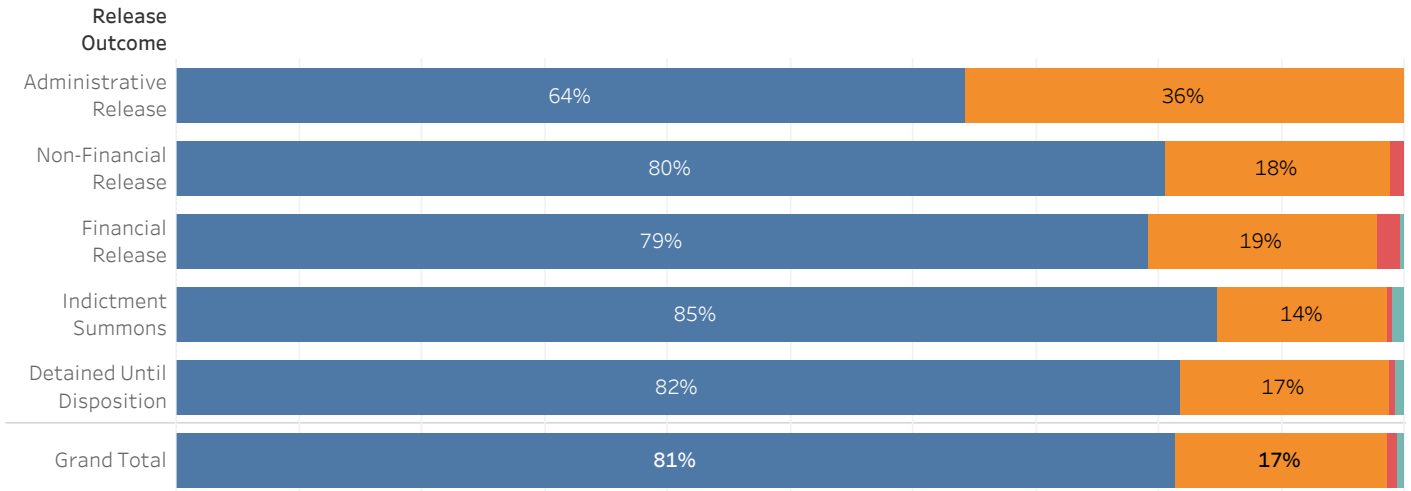


ADMINISTRATIVE OFFICE OF THE COURTS
Research and Statistics

Circuit Court Pretrial Interviews with Custody Ending
CY 2017-2021 LOGAN COUNTY

White Black Hispanic Other/Unknown

Defendant Race Proportions by Release Outcome



Kentucky State Population*



Kentucky State Population*

White	Black	Hispanic	Other/Unknown	Total
3,112,654	297,705	118,427	112,664	3,641,450

Defendant Race Proportions by Release Outcome

		White	Black	Hispanic	Other/Unknown	Grand Total
Administrative Release	Interviews	9	5			14
	% of Interviews	64%	36%			100%
Non-Financial Release	Interviews	210	48	3		261
	% of Interviews	80%	18%	1%		100%
Financial Release	Interviews	216	51	5	1	273
	% of Interviews	79%	19%	2%	0%	100%
Indictment Summons	Interviews	173	28	1	2	204
	% of Interviews	85%	14%	0%	1%	100%
Detained Until Disposition	Interviews	687	142	5	6	840
	% of Interviews	82%	17%	1%	1%	100%
All Pretrial Interviews	Interviews	1,295	274	14	9	1,592
	% of Interviews	81%	17%	1%	1%	100%

* Data is provided from the Pretrial Information Management System

* Counts and percentages are of pretrial interviews.

* A single individual may have one or more pretrial interviews during the reported timeframe.

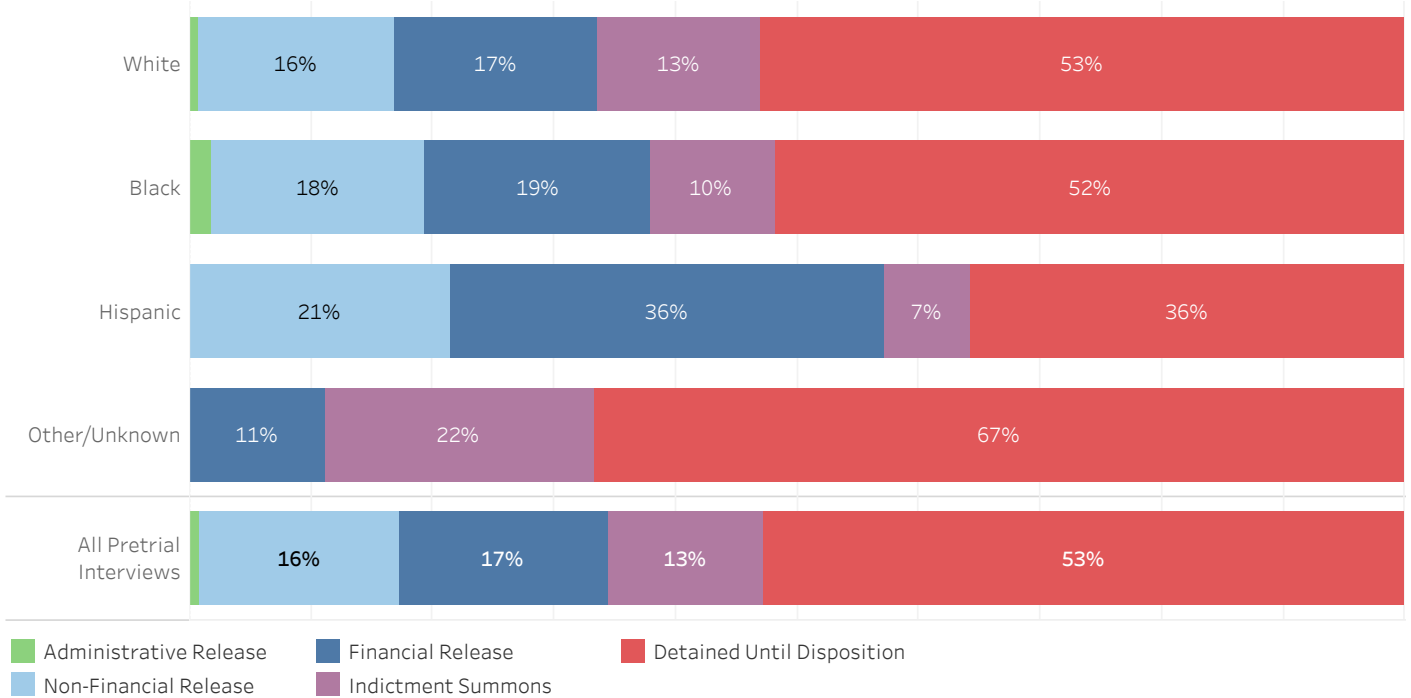
* 2019 Single-Race Population Estimates for Ages 15 and Older Only on CDC WONDER Online Database. Retrieved from <https://wonder.cdc.gov/wonder/help/single-race.html#Source> on November 3, 2021.



ADMINISTRATIVE OFFICE OF THE COURTS
Research and Statistics

Circuit Court Pretrial Interviews with Custody Ending
CY 2017-2021 LOGAN COUNTY

Release Outcome Proportions by Defendant Race



Release Outcome Proportions by Defendant Race

		Administrative Release	Non-Financial Release	Financial Release	Indictment Summons	Detained Until Disposition	All Pretrial Interviews
White	Interviews	9	210	216	173	687	1,295
	% of Interviews	1%	16%	17%	13%	53%	100%
Black	Interviews	5	48	51	28	142	274
	% of Interviews	2%	18%	19%	10%	52%	100%
Hispanic	Interviews		3	5	1	5	14
	% of Interviews		21%	36%	7%	36%	100%
Other/Unknown	Interviews			1	2	6	9
	% of Interviews			11%	22%	67%	100%
All Pretrial Interviews	Interviews	14	261	273	204	840	1,592
	% of Interviews	1%	16%	17%	13%	53%	100%

* Data is provided from the Pretrial Information Management System

* Counts and percentages are of pretrial interviews.

* A single individual may have one or more pretrial interviews during the reported timeframe.

* 2019 Single-Race Population Estimates for Ages 15 and Older Only on CDC WONDER Online Database. Retrieved from <https://wonder.cdc.gov/wonder/help/single-race.html#Source> on November 3, 2021.

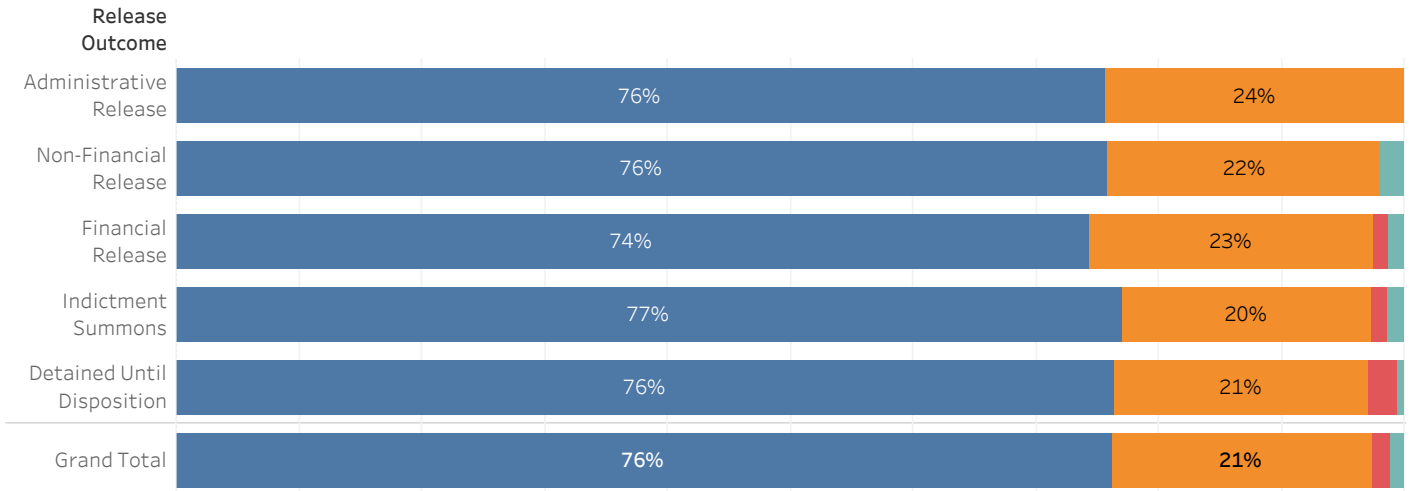


ADMINISTRATIVE OFFICE OF THE COURTS
Research and Statistics

Circuit Court Pretrial Interviews with Custody Ending
CY 2017-2021 MCCracken COUNTY

White Black Hispanic Other/Unknown

Defendant Race Proportions by Release Outcome



Kentucky State Population*



Kentucky State Population*

White	Black	Hispanic	Other/Unknown	Total
3,112,654	297,705	118,427	112,664	3,641,450

Defendant Race Proportions by Release Outcome

		White	Black	Hispanic	Other/Unknown	Grand Total
Administrative Release	Interviews	28	9			37
	% of Interviews	76%	24%			100%
Non-Financial Release	Interviews	197	58		5	260
	% of Interviews	76%	22%		2%	100%
Financial Release	Interviews	711	221	12	12	956
	% of Interviews	74%	23%	1%	1%	100%
Indictment Summons	Interviews	1,300	341	21	24	1,686
	% of Interviews	77%	20%	1%	1%	100%
Detained Until Disposition	Interviews	1,381	373	43	11	1,808
	% of Interviews	76%	21%	2%	1%	100%
All Pretrial Interviews	Interviews	3,617	1,002	76	52	4,747
	% of Interviews	76%	21%	2%	1%	100%

* Data is provided from the Pretrial Information Management System

* Counts and percentages are of pretrial interviews.

* A single individual may have one or more pretrial interviews during the reported timeframe.

* 2019 Single-Race Population Estimates for Ages 15 and Older Only on CDC WONDER Online Database. Retrieved from <https://wonder.cdc.gov/wonder/help/single-race.html#Source> on November 3, 2021.

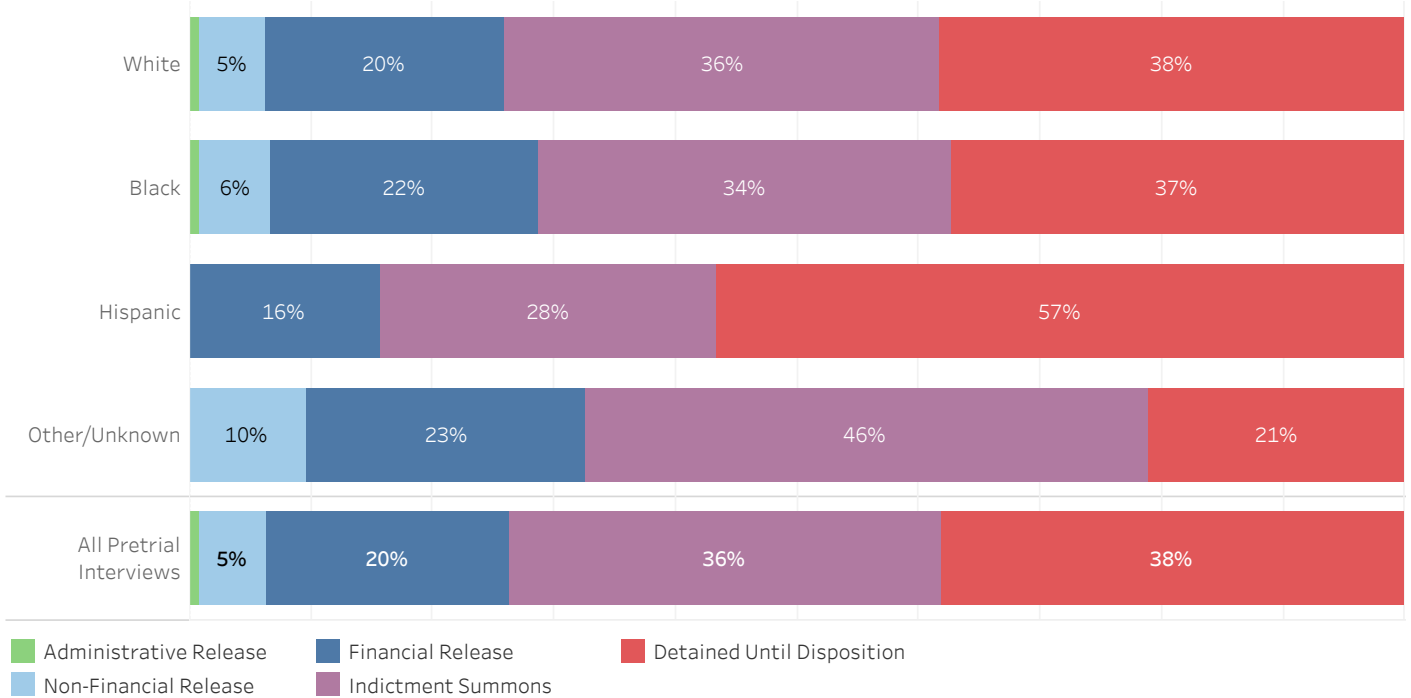


ADMINISTRATIVE OFFICE OF THE COURTS
Research and Statistics

19_PINS8020

Circuit Court Pretrial Interviews with Custody Ending
CY 2017-2021 MCCracken COUNTY

Release Outcome Proportions by Defendant Race



Release Outcome Proportions by Defendant Race

		Administrative Release	Non-Financial Release	Financial Release	Indictment Summons	Detained Until Disposition	All Pretrial Interviews
White	Interviews	28	197	711	1,300	1,381	3,617
	% of Interviews	1%	5%	20%	36%	38%	100%
Black	Interviews	9	58	221	341	373	1,002
	% of Interviews	1%	6%	22%	34%	37%	100%
Hispanic	Interviews			12	21	43	76
	% of Interviews			16%	28%	57%	100%
Other/Unknown	Interviews		5	12	24	11	52
	% of Interviews		10%	23%	46%	21%	100%
All Pretrial Interviews	Interviews	37	260	956	1,686	1,808	4,747
	% of Interviews	1%	5%	20%	36%	38%	100%

* Data is provided from the Pretrial Information Management System

* Counts and percentages are of pretrial interviews.

* A single individual may have one or more pretrial interviews during the reported timeframe.

* 2019 Single-Race Population Estimates for Ages 15 and Older Only on CDC WONDER Online Database. Retrieved from <https://wonder.cdc.gov/wonder/help/single-race.html#Source> on November 3, 2021.

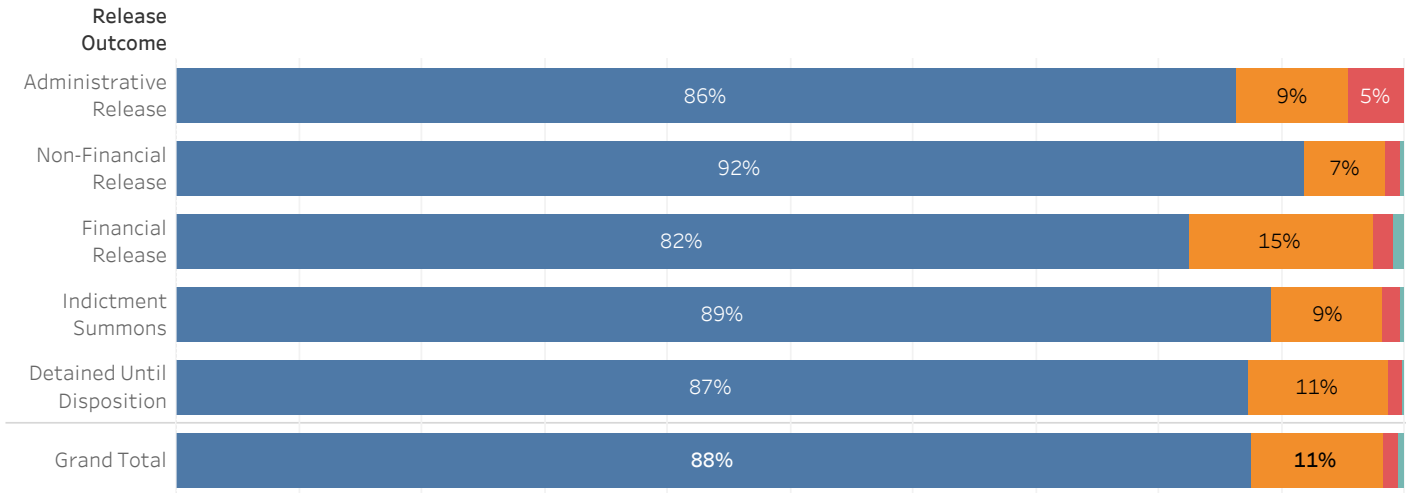


ADMINISTRATIVE OFFICE OF THE COURTS
Research and Statistics

Circuit Court Pretrial Interviews with Custody Ending
CY 2017-2021 MADISON COUNTY

White Black Hispanic Other/Unknown

Defendant Race Proportions by Release Outcome



Kentucky State Population*



Kentucky State Population*

White	Black	Hispanic	Other/Unknown	Total
3,112,654	297,705	118,427	112,664	3,641,450

Defendant Race Proportions by Release Outcome

		White	Black	Hispanic	Other/Unknown	Grand Total
Administrative Release	Interviews	19	2	1		22
	% of Interviews	86%	9%	5%		100%
Non-Financial Release	Interviews	766	55	10	3	834
	% of Interviews	92%	7%	1%	0%	100%
Financial Release	Interviews	668	122	13	7	810
	% of Interviews	82%	15%	2%	1%	100%
Indictment Summons	Interviews	543	55	9	2	609
	% of Interviews	89%	9%	1%	0%	100%
Detained Until Disposition	Interviews	1,111	145	13	3	1,272
	% of Interviews	87%	11%	1%	0%	100%
All Pretrial Interviews	Interviews	3,107	379	46	15	3,547
	% of Interviews	88%	11%	1%	0%	100%

* Data is provided from the Pretrial Information Management System

* Counts and percentages are of pretrial interviews.

* A single individual may have one or more pretrial interviews during the reported timeframe.

* 2019 Single-Race Population Estimates for Ages 15 and Older Only on CDC WONDER Online Database. Retrieved from <https://wonder.cdc.gov/wonder/help/single-race.html#Source> on November 3, 2021.

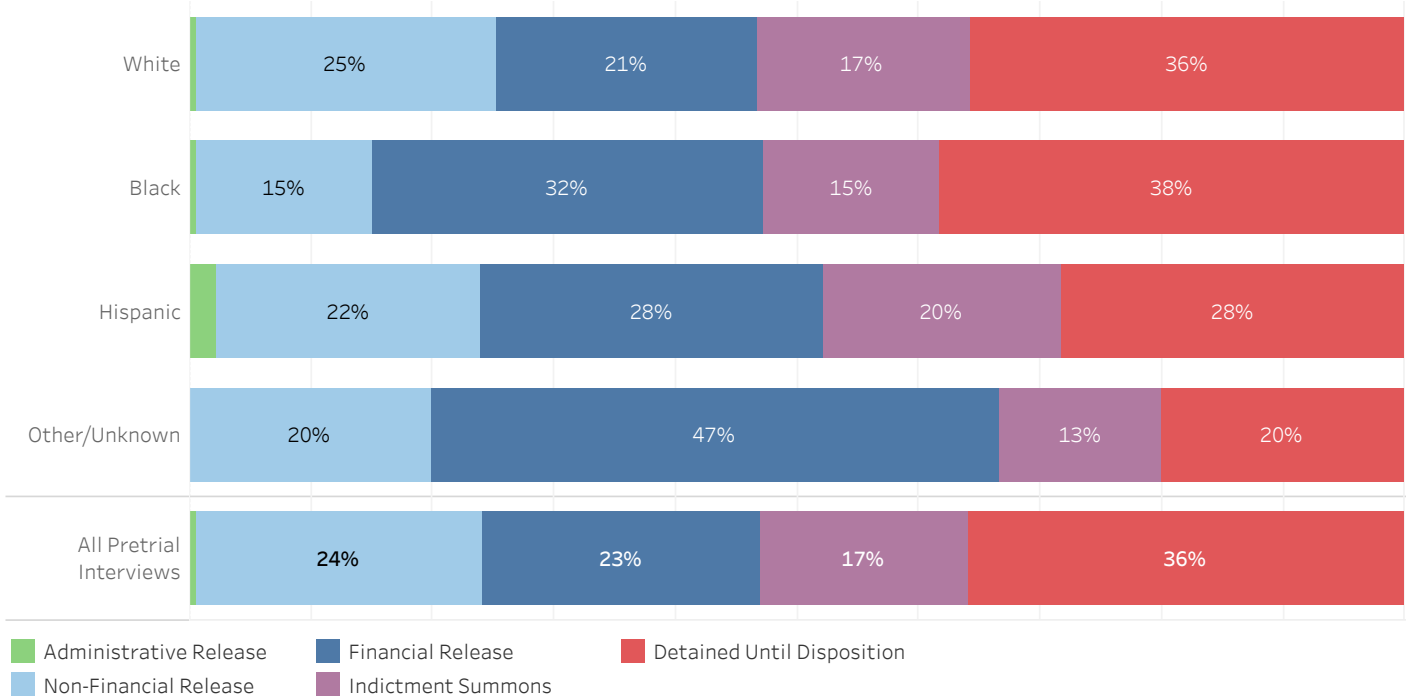


ADMINISTRATIVE OFFICE OF THE COURTS
Research and Statistics

19_PINS8020

Circuit Court Pretrial Interviews with Custody Ending
CY 2017-2021 MADISON COUNTY

Release Outcome Proportions by Defendant Race



Release Outcome Proportions by Defendant Race

		Administrative Release	Non-Financial Release	Financial Release	Indictment Summons	Detained Until Disposition	All Pretrial Interviews
White	Interviews	19	766	668	543	1,111	3,107
	% of Interviews	1%	25%	21%	17%	36%	100%
Black	Interviews	2	55	122	55	145	379
	% of Interviews	1%	15%	32%	15%	38%	100%
Hispanic	Interviews	1	10	13	9	13	46
	% of Interviews	2%	22%	28%	20%	28%	100%
Other/Unknown	Interviews		3	7	2	3	15
	% of Interviews		20%	47%	13%	20%	100%
All Pretrial Interviews	Interviews	22	834	810	609	1,272	3,547
	% of Interviews	1%	24%	23%	17%	36%	100%

* Data is provided from the Pretrial Information Management System

* Counts and percentages are of pretrial interviews.

* A single individual may have one or more pretrial interviews during the reported timeframe.

* 2019 Single-Race Population Estimates for Ages 15 and Older Only on CDC WONDER Online Database. Retrieved from <https://wonder.cdc.gov/wonder/help/single-race.html#Source> on November 3, 2021.

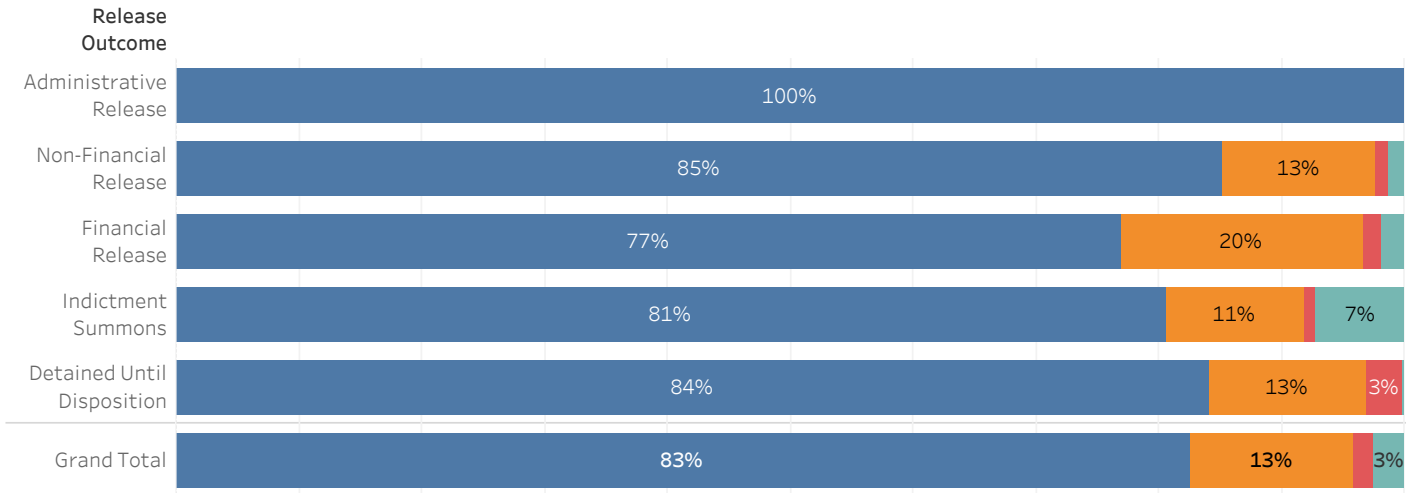


ADMINISTRATIVE OFFICE OF THE COURTS
Research and Statistics

Circuit Court Pretrial Interviews with Custody Ending
CY 2017-2021 MARION COUNTY

White Black Hispanic Other/Unknown

Defendant Race Proportions by Release Outcome



Kentucky State Population*



Kentucky State Population*

White	Black	Hispanic	Other/Unknown	Total
3,112,654	297,705	118,427	112,664	3,641,450

Defendant Race Proportions by Release Outcome

		White	Black	Hispanic	Other/Unknown	Grand Total
Administrative Release	Interviews	14				14
	% of Interviews	100%				100%
Non-Financial Release	Interviews	402	59	5	6	472
	% of Interviews	85%	13%	1%	1%	100%
Financial Release	Interviews	207	53	4	5	269
	% of Interviews	77%	20%	1%	2%	100%
Indictment Summons	Interviews	335	46	4	30	415
	% of Interviews	81%	11%	1%	7%	100%
Detained Until Disposition	Interviews	403	61	14	1	479
	% of Interviews	84%	13%	3%	0%	100%
All Pretrial Interviews	Interviews	1,361	219	27	42	1,649
	% of Interviews	83%	13%	2%	3%	100%

* Data is provided from the Pretrial Information Management System

* Counts and percentages are of pretrial interviews.

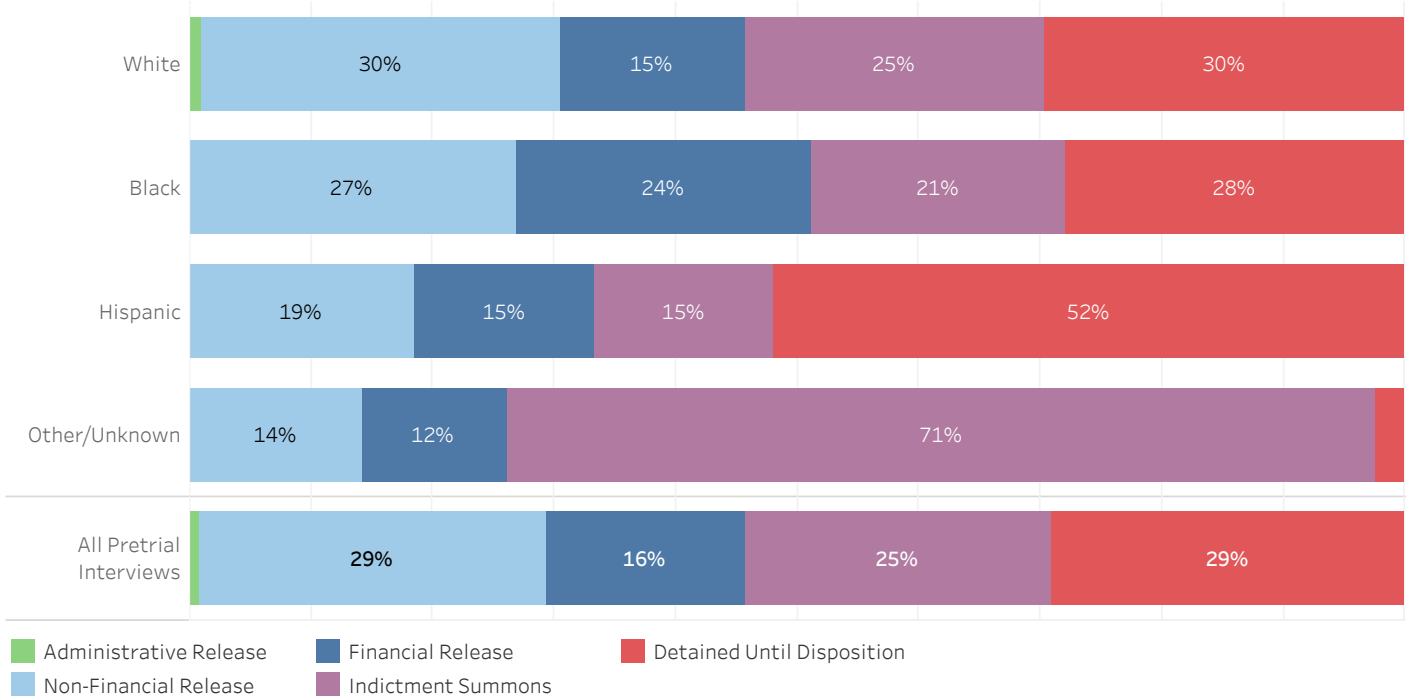
* A single individual may have one or more pretrial interviews during the reported timeframe.

* 2019 Single-Race Population Estimates for Ages 15 and Older Only on CDC WONDER Online Database. Retrieved from <https://wonder.cdc.gov/wonder/help/single-race.html#Source> on November 3, 2021.



**Circuit Court Pretrial Interviews with Custody Ending
CY 2017-2021 MARION COUNTY**

Release Outcome Proportions by Defendant Race



Release Outcome Proportions by Defendant Race

		Administrative Release	Non-Financial Release	Financial Release	Indictment Summons	Detained Until Disposition	All Pretrial Interviews
White	Interviews	14	402	207	335	403	1,361
	% of Interviews	1%	30%	15%	25%	30%	100%
Black	Interviews		59	53	46	61	219
	% of Interviews		27%	24%	21%	28%	100%
Hispanic	Interviews		5	4	4	14	27
	% of Interviews		19%	15%	15%	52%	100%
Other/Unknown	Interviews		6	5	30	1	42
	% of Interviews		14%	12%	71%	2%	100%
All Pretrial Interviews	Interviews	14	472	269	415	479	1,649
	% of Interviews	1%	29%	16%	25%	29%	100%

* Data is provided from the Pretrial Information Management System

* Counts and percentages are of pretrial interviews.

* A single individual may have one or more pretrial interviews during the reported timeframe.

* 2019 Single-Race Population Estimates for Ages 15 and Older Only on CDC WONDER Online Database. Retrieved from <https://wonder.cdc.gov/wonder/help/single-race.html#Source> on November 3, 2021.



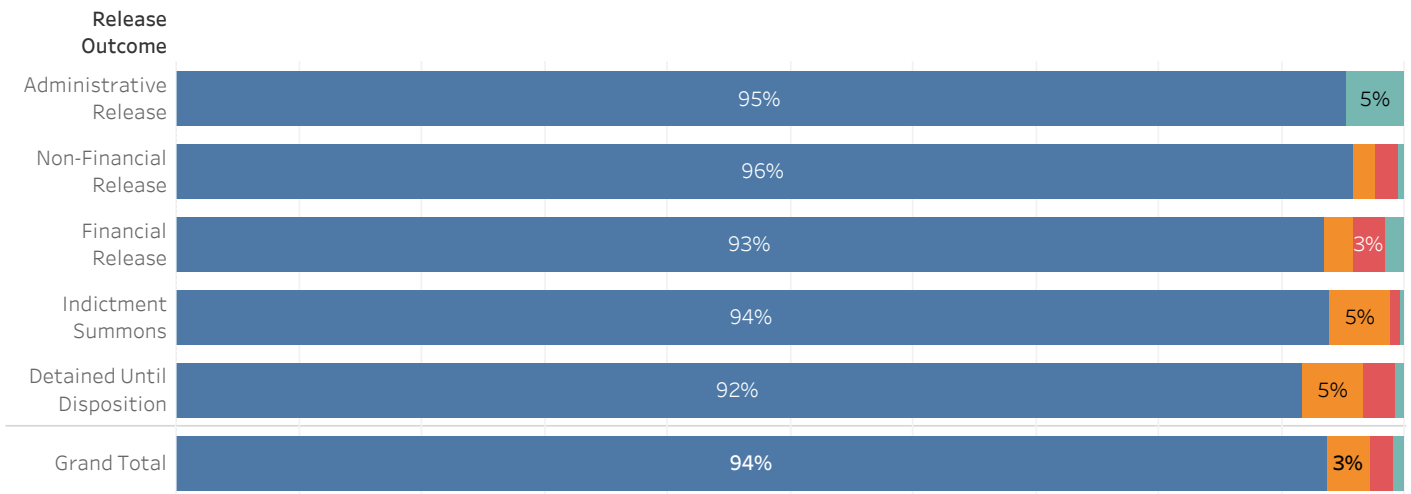
ADMINISTRATIVE OFFICE OF THE COURTS
Research and Statistics

19_PINS8020

Circuit Court Pretrial Interviews with Custody Ending
CY 2017-2021 MARSHALL COUNTY

White Black Hispanic Other/Unknown

Defendant Race Proportions by Release Outcome



Kentucky State Population*



Kentucky State Population*

White	Black	Hispanic	Other/Unknown	Total
3,112,654	297,705	118,427	112,664	3,641,450

Defendant Race Proportions by Release Outcome

		White	Black	Hispanic	Other/Unknown	Grand Total
Administrative Release	Interviews	20			1	21
	% of Interviews	95%			5%	100%
Non-Financial Release	Interviews	369	7	7	2	385
	% of Interviews	96%	2%	2%	1%	100%
Financial Release	Interviews	313	8	9	5	335
	% of Interviews	93%	2%	3%	1%	100%
Indictment Summons	Interviews	320	17	3	1	341
	% of Interviews	94%	5%	1%	0%	100%
Detained Until Disposition	Interviews	350	19	10	3	382
	% of Interviews	92%	5%	3%	1%	100%
All Pretrial Interviews	Interviews	1,372	51	29	12	1,464
	% of Interviews	94%	3%	2%	1%	100%

* Data is provided from the Pretrial Information Management System

* Counts and percentages are of pretrial interviews.

* A single individual may have one or more pretrial interviews during the reported timeframe.

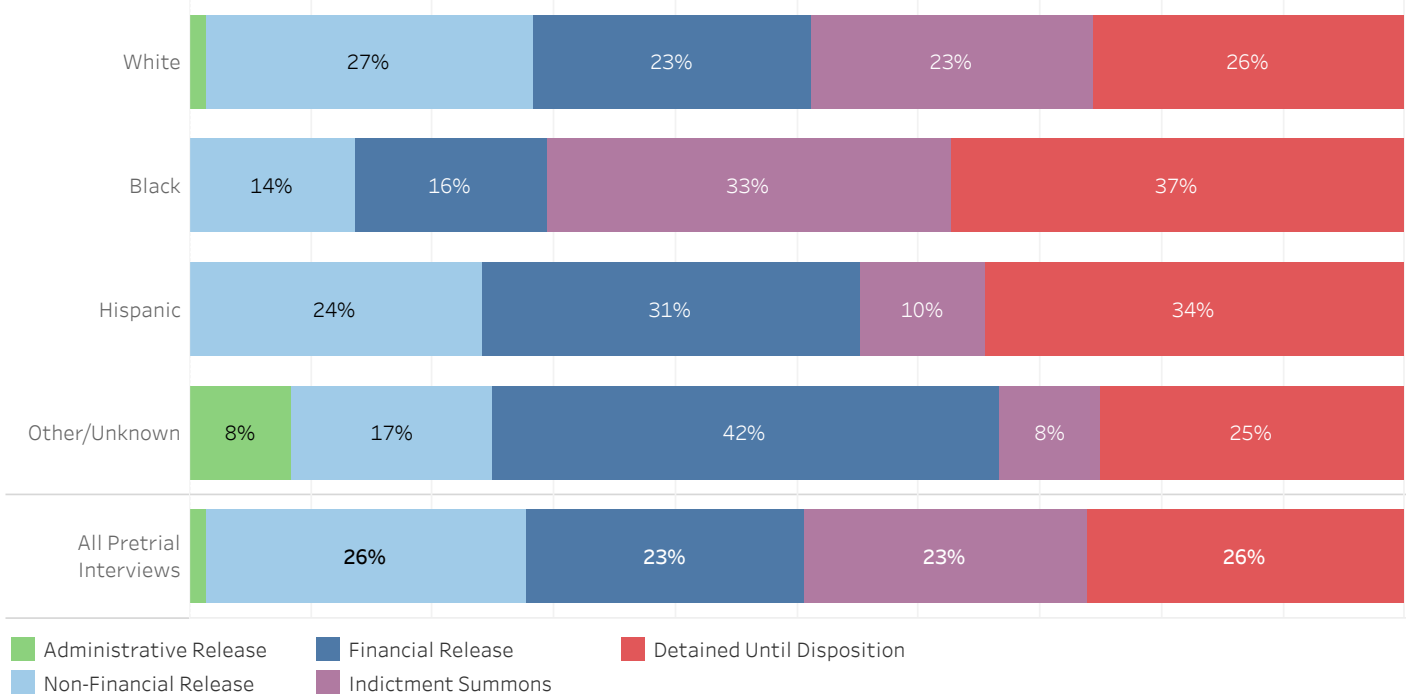
* 2019 Single-Race Population Estimates for Ages 15 and Older Only on CDC WONDER Online Database. Retrieved from <https://wonder.cdc.gov/wonder/help/single-race.html#Source> on November 3, 2021.



ADMINISTRATIVE OFFICE OF THE COURTS
Research and Statistics

Circuit Court Pretrial Interviews with Custody Ending
CY 2017-2021 MARSHALL COUNTY

Release Outcome Proportions by Defendant Race



Release Outcome Proportions by Defendant Race

		Administrative Release	Non-Financial Release	Financial Release	Indictment Summons	Detained Until Disposition	All Pretrial Interviews
White	Interviews	20	369	313	320	350	1,372
	% of Interviews	1%	27%	23%	23%	26%	100%
Black	Interviews		7	8	17	19	51
	% of Interviews		14%	16%	33%	37%	100%
Hispanic	Interviews		7	9	3	10	29
	% of Interviews		24%	31%	10%	34%	100%
Other/Unknown	Interviews	1	2	5	1	3	12
	% of Interviews	8%	17%	42%	8%	25%	100%
All Pretrial Interviews	Interviews	21	385	335	341	382	1,464
	% of Interviews	1%	26%	23%	23%	26%	100%

* Data is provided from the Pretrial Information Management System

* Counts and percentages are of pretrial interviews.

* A single individual may have one or more pretrial interviews during the reported timeframe.

* 2019 Single-Race Population Estimates for Ages 15 and Older Only on CDC WONDER Online Database. Retrieved from <https://wonder.cdc.gov/wonder/help/single-race.html#Source> on November 3, 2021.

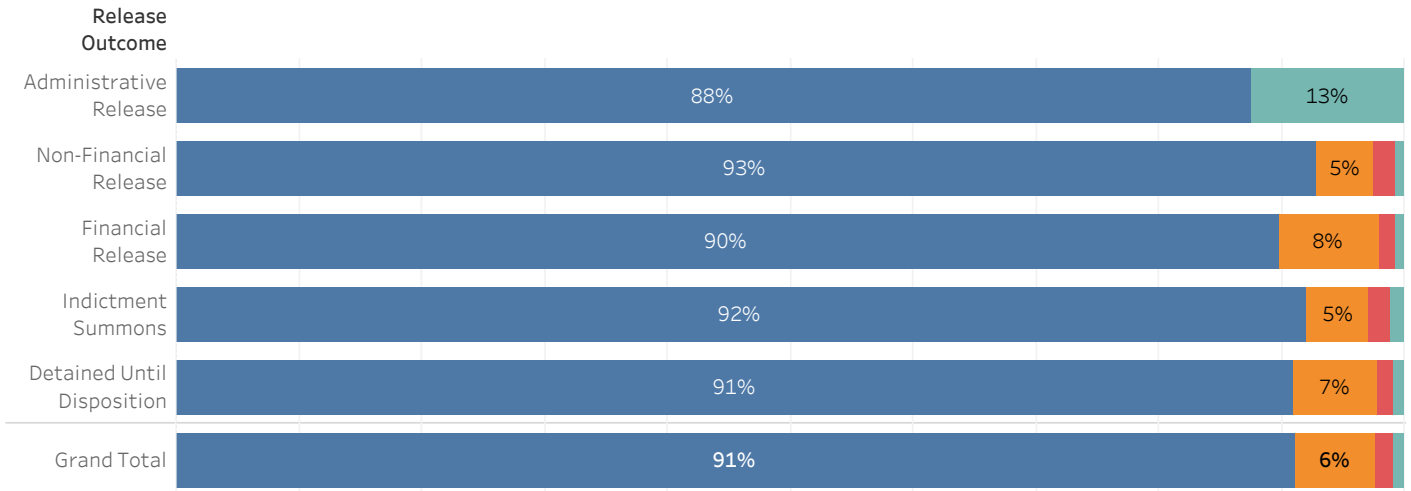


ADMINISTRATIVE OFFICE OF THE COURTS
Research and Statistics

Circuit Court Pretrial Interviews with Custody Ending
CY 2017-2021 MASON COUNTY

White Black Hispanic Other/Unknown

Defendant Race Proportions by Release Outcome



Kentucky State Population*



Kentucky State Population*

White	Black	Hispanic	Other/Unknown	Total
3,112,654	297,705	118,427	112,664	3,641,450

Defendant Race Proportions by Release Outcome

		White	Black	Hispanic	Other/Unknown	Grand Total
Administrative Release	Interviews	7			1	8
	% of Interviews	88%			13%	100%
Non-Financial Release	Interviews	260	13	5	2	280
	% of Interviews	93%	5%	2%	1%	100%
Financial Release	Interviews	263	24	4	2	293
	% of Interviews	90%	8%	1%	1%	100%
Indictment Summons	Interviews	159	9	3	2	173
	% of Interviews	92%	5%	2%	1%	100%
Detained Until Disposition	Interviews	685	51	11	6	753
	% of Interviews	91%	7%	1%	1%	100%
All Pretrial Interviews	Interviews	1,374	97	23	13	1,507
	% of Interviews	91%	6%	2%	1%	100%

* Data is provided from the Pretrial Information Management System

* Counts and percentages are of pretrial interviews.

* A single individual may have one or more pretrial interviews during the reported timeframe.

* 2019 Single-Race Population Estimates for Ages 15 and Older Only on CDC WONDER Online Database. Retrieved from <https://wonder.cdc.gov/wonder/help/single-race.html#Source> on November 3, 2021.

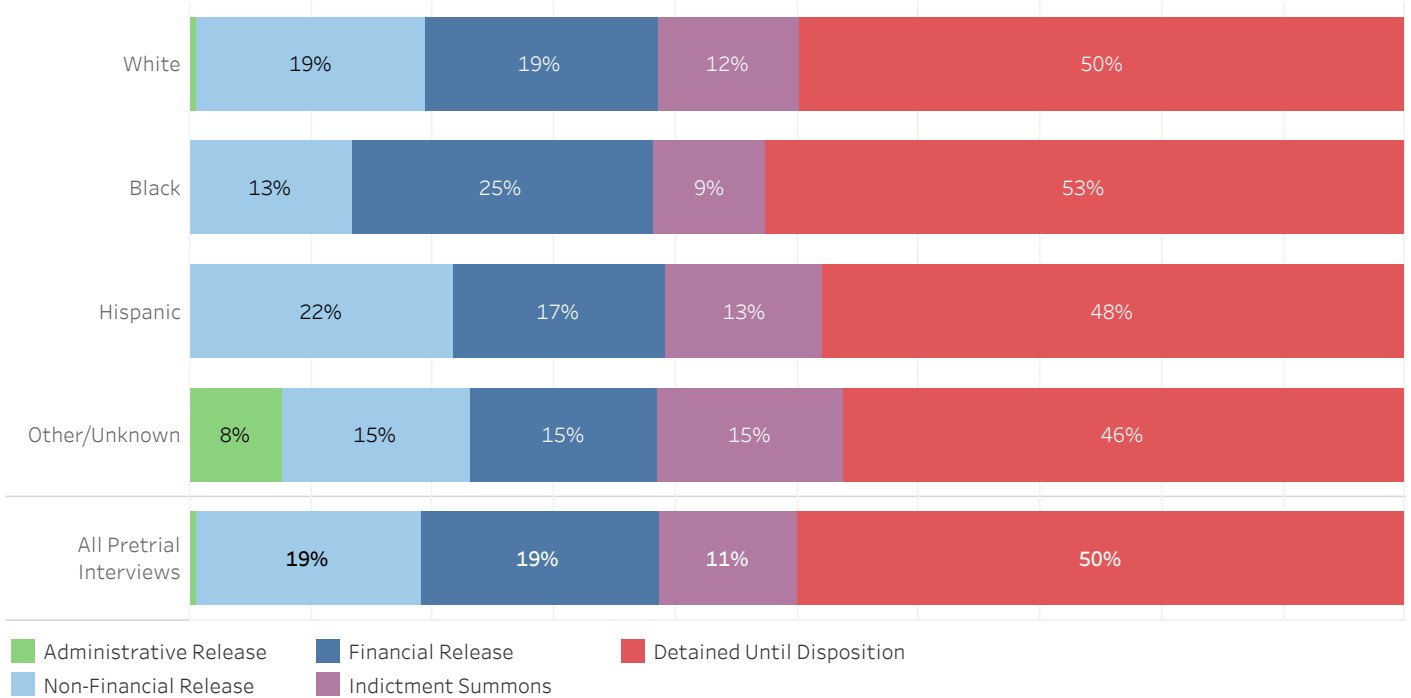


ADMINISTRATIVE OFFICE OF THE COURTS
Research and Statistics

19_PINS8020

Circuit Court Pretrial Interviews with Custody Ending
CY 2017-2021 MASON COUNTY

Release Outcome Proportions by Defendant Race



Release Outcome Proportions by Defendant Race

		Administrative Release	Non-Financial Release	Financial Release	Indictment Summons	Detained Until Disposition	All Pretrial Interviews
White	Interviews	7	260	263	159	685	1,374
	% of Interviews	1%	19%	19%	12%	50%	100%
Black	Interviews		13	24	9	51	97
	% of Interviews		13%	25%	9%	53%	100%
Hispanic	Interviews		5	4	3	11	23
	% of Interviews		22%	17%	13%	48%	100%
Other/Unknown	Interviews	1	2	2	2	6	13
	% of Interviews	8%	15%	15%	15%	46%	100%
All Pretrial Interviews	Interviews	8	280	293	173	753	1,507
	% of Interviews	1%	19%	19%	11%	50%	100%

* Data is provided from the Pretrial Information Management System

* Counts and percentages are of pretrial interviews.

* A single individual may have one or more pretrial interviews during the reported timeframe.

* 2019 Single-Race Population Estimates for Ages 15 and Older Only on CDC WONDER Online Database. Retrieved from <https://wonder.cdc.gov/wonder/help/single-race.html#Source> on November 3, 2021.



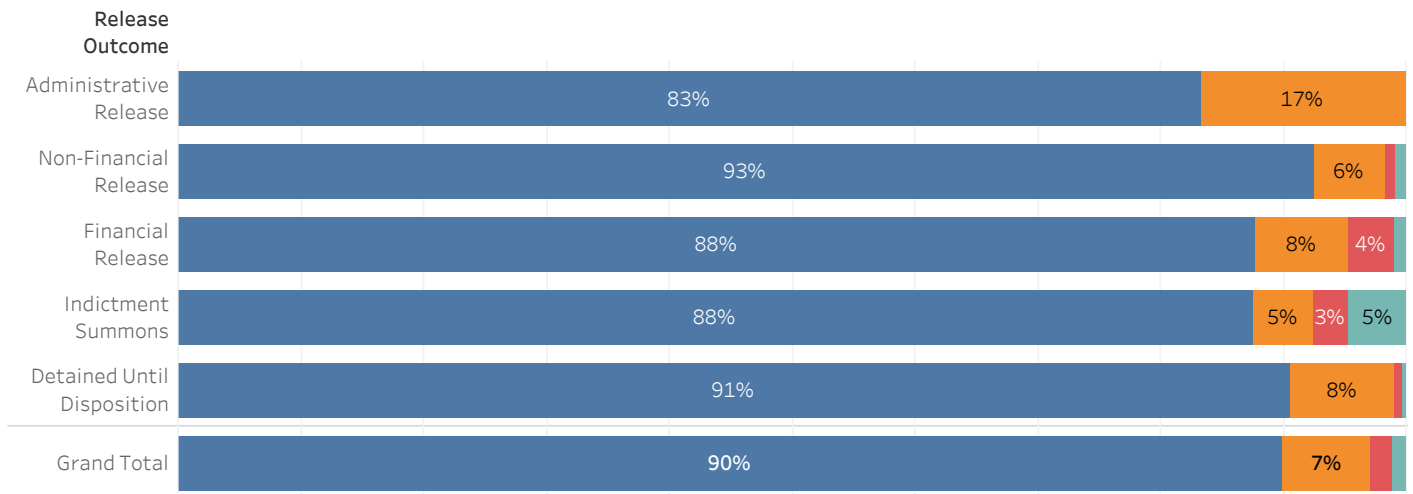
ADMINISTRATIVE OFFICE OF THE COURTS
Research and Statistics

19_PINS8020

Circuit Court Pretrial Interviews with Custody Ending
CY 2017-2021 MEADE COUNTY

White Black Hispanic Other/Unknown

Defendant Race Proportions by Release Outcome



Kentucky State Population*



Kentucky State Population*

White	Black	Hispanic	Other/Unknown	Total
3,112,654	297,705	118,427	112,664	3,641,450

Defendant Race Proportions by Release Outcome

		White	Black	Hispanic	Other/Unknown	Grand Total
Administrative Release	Interviews	10	2			12
	% of Interviews	83%	17%			100%
Non-Financial Release	Interviews	211	13	2	2	228
	% of Interviews	93%	6%	1%	1%	100%
Financial Release	Interviews	185	16	8	2	211
	% of Interviews	88%	8%	4%	1%	100%
Indictment Summons	Interviews	92	5	3	5	105
	% of Interviews	88%	5%	3%	5%	100%
Detained Until Disposition	Interviews	259	24	2	1	286
	% of Interviews	91%	8%	1%	0%	100%
All Pretrial Interviews	Interviews	757	60	15	10	842
	% of Interviews	90%	7%	2%	1%	100%

* Data is provided from the Pretrial Information Management System

* Counts and percentages are of pretrial interviews.

* A single individual may have one or more pretrial interviews during the reported timeframe.

* 2019 Single-Race Population Estimates for Ages 15 and Older Only on CDC WONDER Online Database. Retrieved from <https://wonder.cdc.gov/wonder/help/single-race.html#Source> on November 3, 2021.

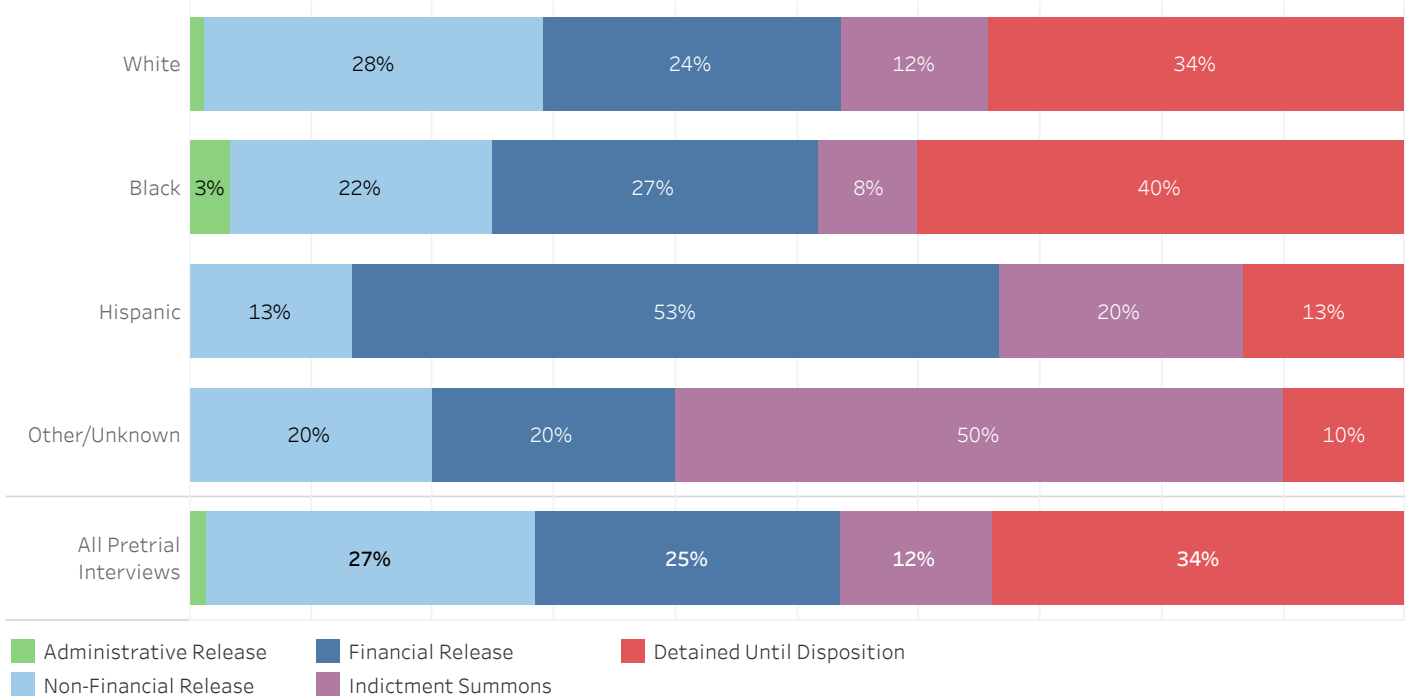


ADMINISTRATIVE OFFICE OF THE COURTS
Research and Statistics

19_PINS8020

Circuit Court Pretrial Interviews with Custody Ending
CY 2017-2021 MEADE COUNTY

Release Outcome Proportions by Defendant Race



Release Outcome Proportions by Defendant Race

		Administrative Release	Non-Financial Release	Financial Release	Indictment Summons	Detained Until Disposition	All Pretrial Interviews
White	Interviews	10	211	185	92	259	757
	% of Interviews	1%	28%	24%	12%	34%	100%
Black	Interviews	2	13	16	5	24	60
	% of Interviews	3%	22%	27%	8%	40%	100%
Hispanic	Interviews		2	8	3	2	15
	% of Interviews		13%	53%	20%	13%	100%
Other/Unknown	Interviews		2	2	5	1	10
	% of Interviews		20%	20%	50%	10%	100%
All Pretrial Interviews	Interviews	12	228	211	105	286	842
	% of Interviews	1%	27%	25%	12%	34%	100%

* Data is provided from the Pretrial Information Management System

* Counts and percentages are of pretrial interviews.

* A single individual may have one or more pretrial interviews during the reported timeframe.

* 2019 Single-Race Population Estimates for Ages 15 and Older Only on CDC WONDER Online Database. Retrieved from <https://wonder.cdc.gov/wonder/help/single-race.html#Source> on November 3, 2021.



ADMINISTRATIVE OFFICE OF THE COURTS
Research and Statistics

Circuit Court Pretrial Interviews with Custody Ending
CY 2017-2021 MONROE COUNTY

White Black Hispanic Other/Unknown

Defendant Race Proportions by Release Outcome



Kentucky State Population*



Kentucky State Population*

White	Black	Hispanic	Other/Unknown	Total
3,112,654	297,705	118,427	112,664	3,641,450

Defendant Race Proportions by Release Outcome

Release Outcome	Category	White	Grand Total
Non-Financial Release	Interviews	1	1
	% of Interviews	100%	100%
Detained Until Disposition	Interviews	2	2
	% of Interviews	100%	100%
All Pretrial Interviews	Interviews	3	3
	% of Interviews	100%	100%

* Data is provided from the Pretrial Information Management System

* Counts and percentages are of pretrial interviews.

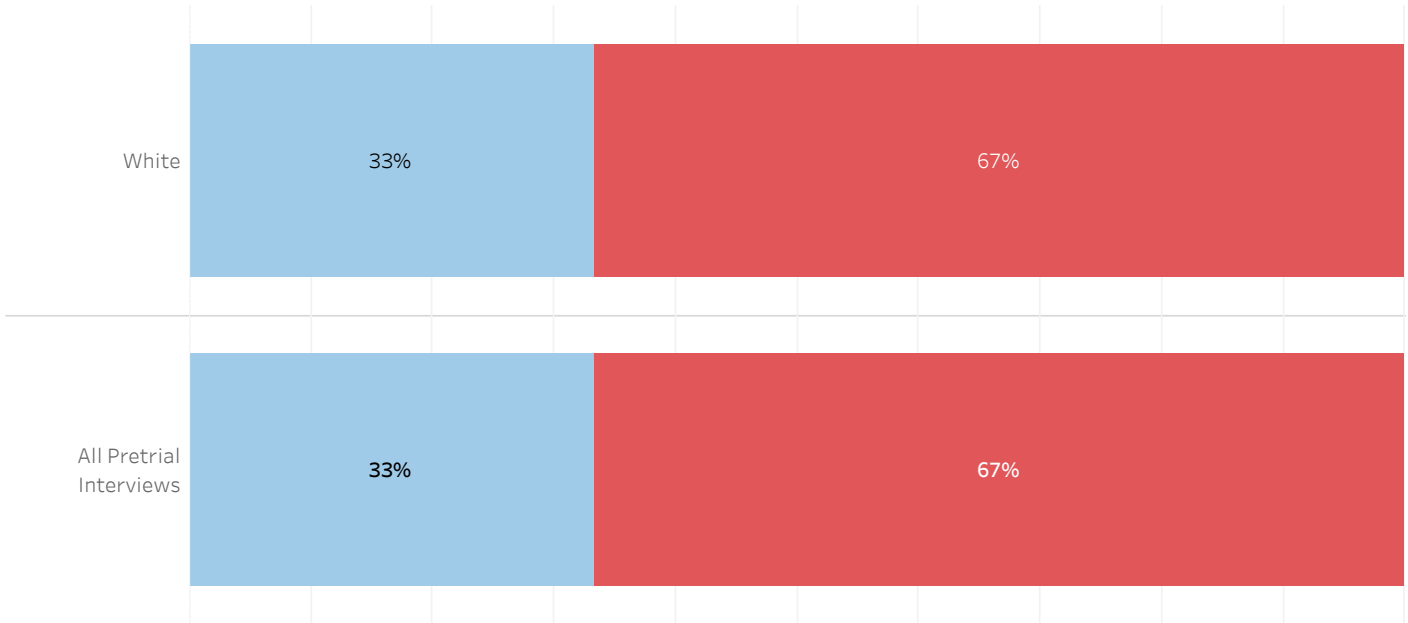
* A single individual may have one or more pretrial interviews during the reported timeframe.

* 2019 Single-Race Population Estimates for Ages 15 and Older Only on CDC WONDER Online Database. Retrieved from <https://wonder.cdc.gov/wonder/help/single-race.html#Source> on November 3, 2021.



**Circuit Court Pretrial Interviews with Custody Ending
CY 2017-2021 MONROE COUNTY**

Release Outcome Proportions by Defendant Race



■ Non-Financial Release
■ Detained Until Disposition

Release Outcome Proportions by Defendant Race

		Non-Financial Release	Detained Until Disposition	All Pretrial Interviews
White	Interviews	1	2	3
	% of Interviews	33%	67%	100%
All Pretrial Interviews	Interviews	1	2	3
	% of Interviews	33%	67%	100%

* Data is provided from the Pretrial Information Management System
 * Counts and percentages are of pretrial interviews.
 * A single individual may have one or more pretrial interviews during the reported timeframe.
 * 2019 Single-Race Population Estimates for Ages 15 and Older Only on CDC WONDER Online Database. Retrieved from <https://wonder.cdc.gov/wonder/help/single-race.html#Source> on November 3, 2021.



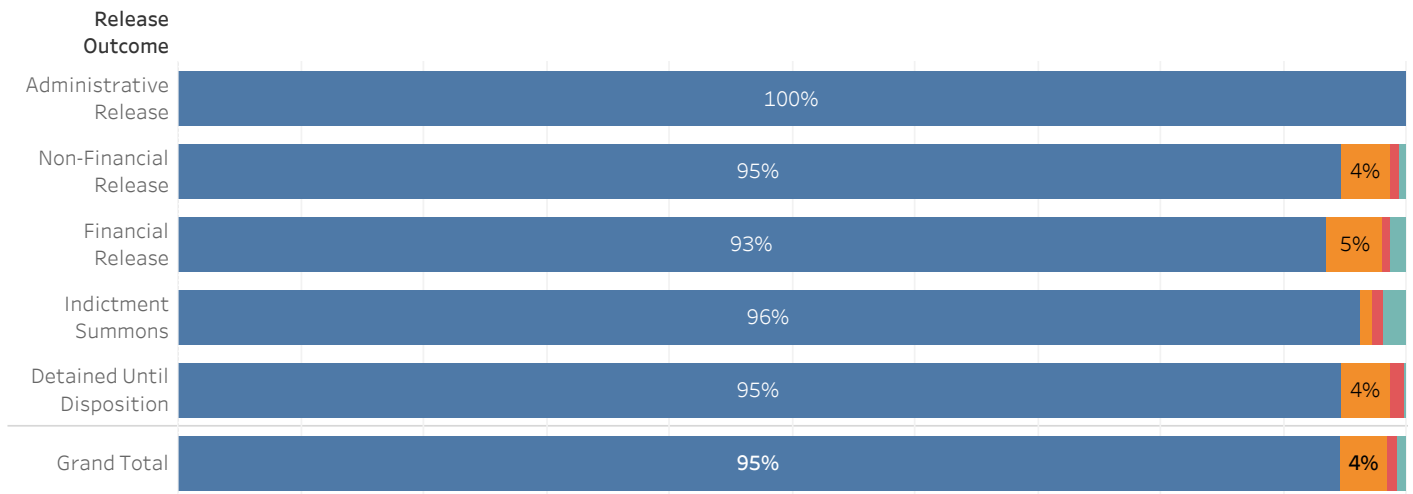
ADMINISTRATIVE OFFICE OF THE COURTS
Research and Statistics

19_PINS8020

Circuit Court Pretrial Interviews with Custody Ending
CY 2017-2021 MONTGOMERY COUNTY

White Black Hispanic Other/Unknown

Defendant Race Proportions by Release Outcome



Kentucky State Population*



Kentucky State Population*

White	Black	Hispanic	Other/Unknown	Total
3,112,654	297,705	118,427	112,664	3,641,450

Defendant Race Proportions by Release Outcome

		White	Black	Hispanic	Other/Unknown	Grand Total
Administrative Release	Interviews	23				23
	% of Interviews	100%				100%
Non-Financial Release	Interviews	779	32	6	5	822
	% of Interviews	95%	4%	1%	1%	100%
Financial Release	Interviews	384	19	3	5	411
	% of Interviews	93%	5%	1%	1%	100%
Indictment Summons	Interviews	104	1	1	2	108
	% of Interviews	96%	1%	1%	2%	100%
Detained Until Disposition	Interviews	446	19	5	1	471
	% of Interviews	95%	4%	1%	0%	100%
All Pretrial Interviews	Interviews	1,736	71	15	13	1,835
	% of Interviews	95%	4%	1%	1%	100%

* Data is provided from the Pretrial Information Management System

* Counts and percentages are of pretrial interviews.

* A single individual may have one or more pretrial interviews during the reported timeframe.

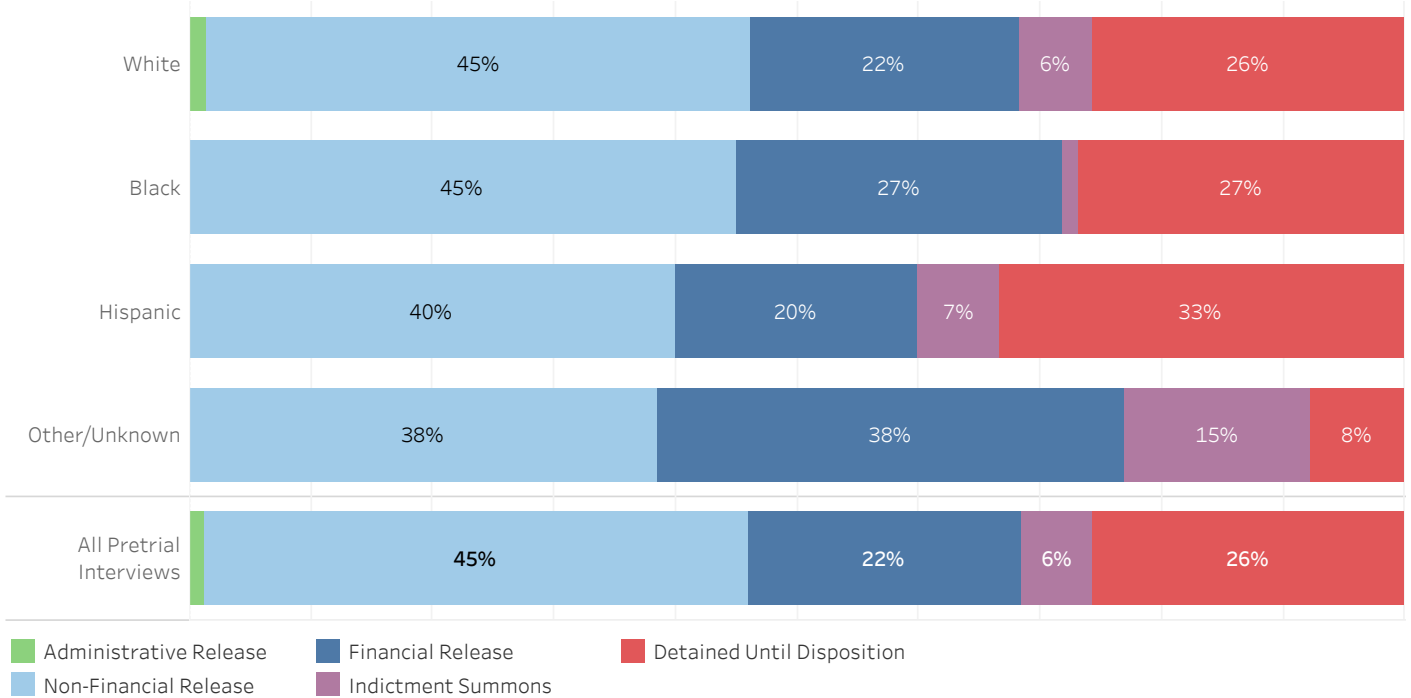
* 2019 Single-Race Population Estimates for Ages 15 and Older Only on CDC WONDER Online Database. Retrieved from <https://wonder.cdc.gov/wonder/help/single-race.html#Source> on November 3, 2021.



ADMINISTRATIVE OFFICE OF THE COURTS
Research and Statistics

Circuit Court Pretrial Interviews with Custody Ending
CY 2017-2021 MONTGOMERY COUNTY

Release Outcome Proportions by Defendant Race



Release Outcome Proportions by Defendant Race

		Administrative Release	Non-Financial Release	Financial Release	Indictment Summons	Detained Until Disposition	All Pretrial Interviews
White	Interviews	23	779	384	104	446	1,736
	% of Interviews	1%	45%	22%	6%	26%	100%
Black	Interviews		32	19	1	19	71
	% of Interviews		45%	27%	1%	27%	100%
Hispanic	Interviews		6	3	1	5	15
	% of Interviews		40%	20%	7%	33%	100%
Other/Unknown	Interviews		5	5	2	1	13
	% of Interviews		38%	38%	15%	8%	100%
All Pretrial Interviews	Interviews	23	822	411	108	471	1,835
	% of Interviews	1%	45%	22%	6%	26%	100%

* Data is provided from the Pretrial Information Management System

* Counts and percentages are of pretrial interviews.

* A single individual may have one or more pretrial interviews during the reported timeframe.

* 2019 Single-Race Population Estimates for Ages 15 and Older Only on CDC WONDER Online Database. Retrieved from <https://wonder.cdc.gov/wonder/help/single-race.html#Source> on November 3, 2021.

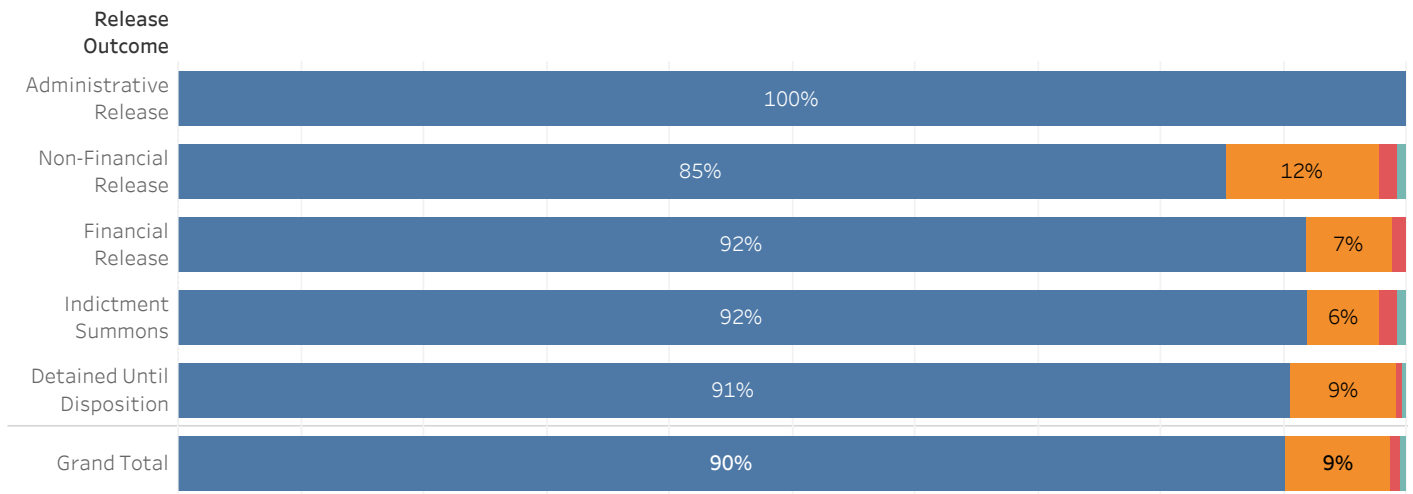


ADMINISTRATIVE OFFICE OF THE COURTS
Research and Statistics

Circuit Court Pretrial Interviews with Custody Ending
CY 2017-2021 MUHLENBERG COUNTY

White Black Hispanic Other/Unknown

Defendant Race Proportions by Release Outcome



Kentucky State Population*



Kentucky State Population*

White	Black	Hispanic	Other/Unknown	Total
3,112,654	297,705	118,427	112,664	3,641,450

Defendant Race Proportions by Release Outcome

		White	Black	Hispanic	Other/Unknown	Grand Total
Administrative Release	Interviews	3				3
	% of Interviews	100%				100%
Non-Financial Release	Interviews	117	17	2	1	137
	% of Interviews	85%	12%	1%	1%	100%
Financial Release	Interviews	79	6	1		86
	% of Interviews	92%	7%	1%		100%
Indictment Summons	Interviews	126	8	2	1	137
	% of Interviews	92%	6%	1%	1%	100%
Detained Until Disposition	Interviews	510	48	3	2	563
	% of Interviews	91%	9%	1%	0%	100%
All Pretrial Interviews	Interviews	835	79	8	4	926
	% of Interviews	90%	9%	1%	0%	100%

* Data is provided from the Pretrial Information Management System

* Counts and percentages are of pretrial interviews.

* A single individual may have one or more pretrial interviews during the reported timeframe.

* 2019 Single-Race Population Estimates for Ages 15 and Older Only on CDC WONDER Online Database. Retrieved from <https://wonder.cdc.gov/wonder/help/single-race.html#Source> on November 3, 2021.

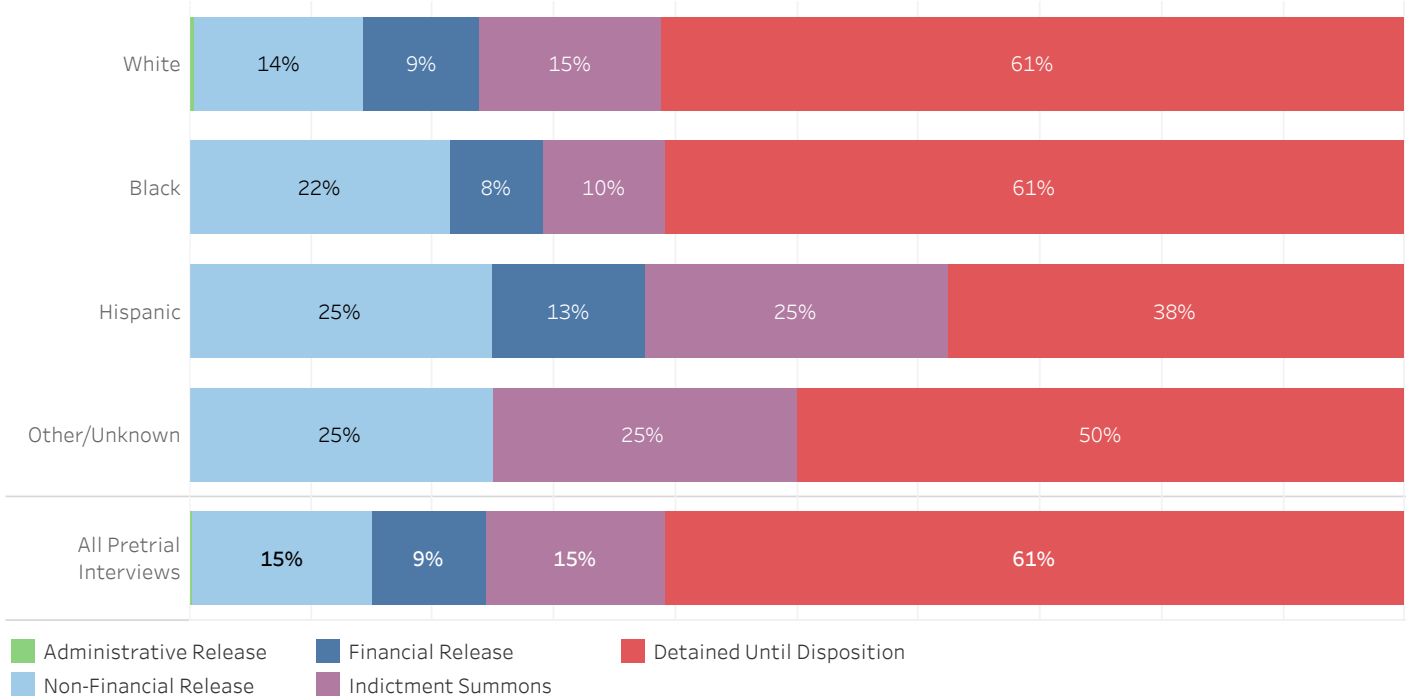


ADMINISTRATIVE OFFICE OF THE COURTS
Research and Statistics

19_PINS8020

Circuit Court Pretrial Interviews with Custody Ending
CY 2017-2021 MUHLENBERG COUNTY

Release Outcome Proportions by Defendant Race



Release Outcome Proportions by Defendant Race

		Administrative Release	Non-Financial Release	Financial Release	Indictment Summons	Detained Until Disposition	All Pretrial Interviews
White	Interviews	3	117	79	126	510	835
	% of Interviews	0%	14%	9%	15%	61%	100%
Black	Interviews		17	6	8	48	79
	% of Interviews		22%	8%	10%	61%	100%
Hispanic	Interviews		2	1	2	3	8
	% of Interviews		25%	13%	25%	38%	100%
Other/Unknown	Interviews		1		1	2	4
	% of Interviews		25%		25%	50%	100%
All Pretrial Interviews	Interviews	3	137	86	137	563	926
	% of Interviews	0%	15%	9%	15%	61%	100%

* Data is provided from the Pretrial Information Management System

* Counts and percentages are of pretrial interviews.

* A single individual may have one or more pretrial interviews during the reported timeframe.

* 2019 Single-Race Population Estimates for Ages 15 and Older Only on CDC WONDER Online Database. Retrieved from <https://wonder.cdc.gov/wonder/help/single-race.html#Source> on November 3, 2021.

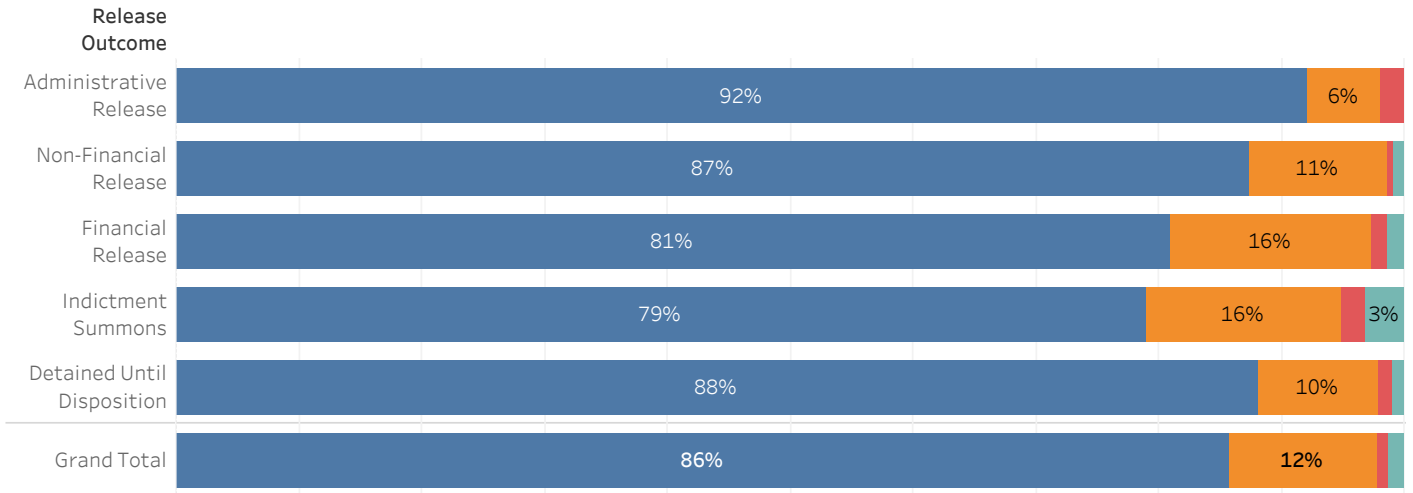


ADMINISTRATIVE OFFICE OF THE COURTS
Research and Statistics

Circuit Court Pretrial Interviews with Custody Ending
CY 2017-2021 NELSON COUNTY

White Black Hispanic Other/Unknown

Defendant Race Proportions by Release Outcome



Kentucky State Population*



Kentucky State Population*

White	Black	Hispanic	Other/Unknown	Total
3,112,654	297,705	118,427	112,664	3,641,450

Defendant Race Proportions by Release Outcome

		White	Black	Hispanic	Other/Unknown	Grand Total
Administrative Release	Interviews	47	3	1		51
	% of Interviews	92%	6%	2%		100%
Non-Financial Release	Interviews	486	62	3	5	556
	% of Interviews	87%	11%	1%	1%	100%
Financial Release	Interviews	281	57	4	5	347
	% of Interviews	81%	16%	1%	1%	100%
Indictment Summons	Interviews	124	25	3	5	157
	% of Interviews	79%	16%	2%	3%	100%
Detained Until Disposition	Interviews	612	68	8	7	695
	% of Interviews	88%	10%	1%	1%	100%
All Pretrial Interviews	Interviews	1,550	215	19	22	1,806
	% of Interviews	86%	12%	1%	1%	100%

* Data is provided from the Pretrial Information Management System

* Counts and percentages are of pretrial interviews.

* A single individual may have one or more pretrial interviews during the reported timeframe.

* 2019 Single-Race Population Estimates for Ages 15 and Older Only on CDC WONDER Online Database. Retrieved from <https://wonder.cdc.gov/wonder/help/single-race.html#Source> on November 3, 2021.

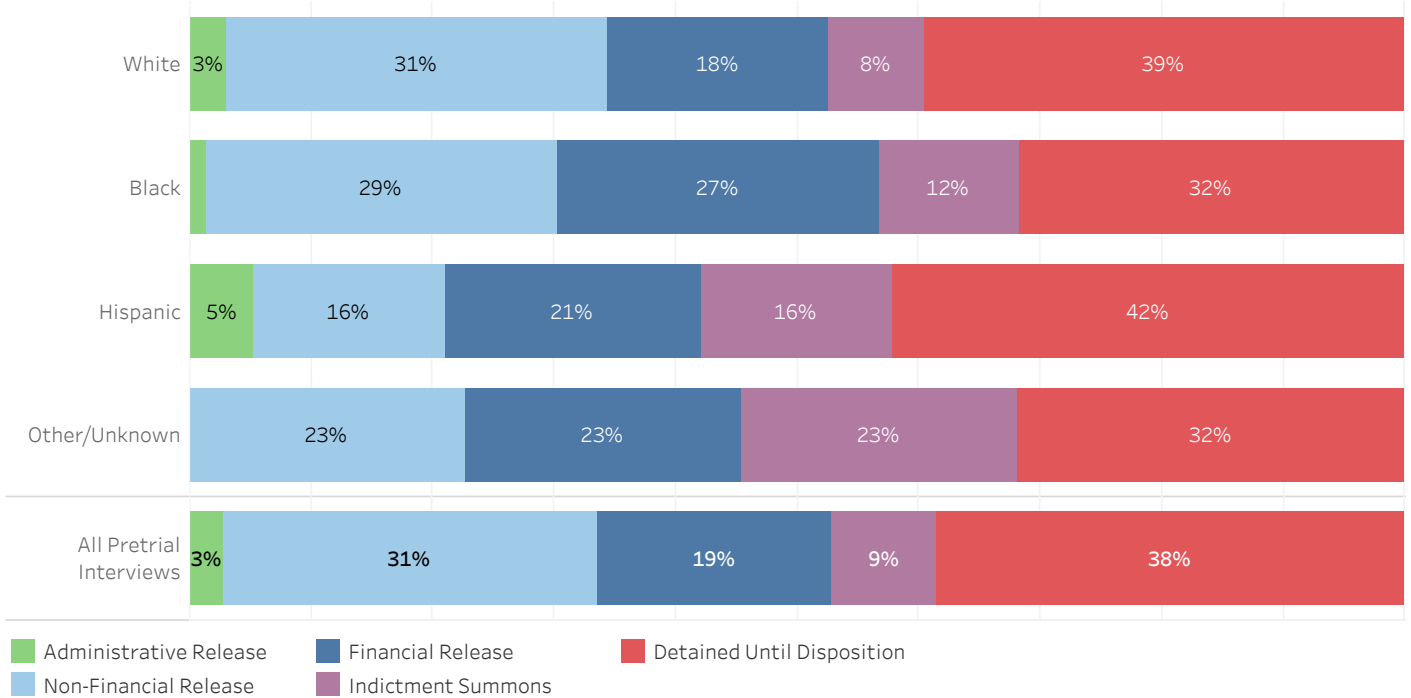


ADMINISTRATIVE OFFICE OF THE COURTS
Research and Statistics

19_PINS8020

Circuit Court Pretrial Interviews with Custody Ending
CY 2017-2021 NELSON COUNTY

Release Outcome Proportions by Defendant Race



Release Outcome Proportions by Defendant Race

		Administrative Release	Non-Financial Release	Financial Release	Indictment Summons	Detained Until Disposition	All Pretrial Interviews
White	Interviews	47	486	281	124	612	1,550
	% of Interviews	3%	31%	18%	8%	39%	100%
Black	Interviews	3	62	57	25	68	215
	% of Interviews	1%	29%	27%	12%	32%	100%
Hispanic	Interviews	1	3	4	3	8	19
	% of Interviews	5%	16%	21%	16%	42%	100%
Other/Unknown	Interviews		5	5	5	7	22
	% of Interviews		23%	23%	23%	32%	100%
All Pretrial Interviews	Interviews	51	556	347	157	695	1,806
	% of Interviews	3%	31%	19%	9%	38%	100%

* Data is provided from the Pretrial Information Management System

* Counts and percentages are of pretrial interviews.

* A single individual may have one or more pretrial interviews during the reported timeframe.

* 2019 Single-Race Population Estimates for Ages 15 and Older Only on CDC WONDER Online Database. Retrieved from <https://wonder.cdc.gov/wonder/help/single-race.html#Source> on November 3, 2021.



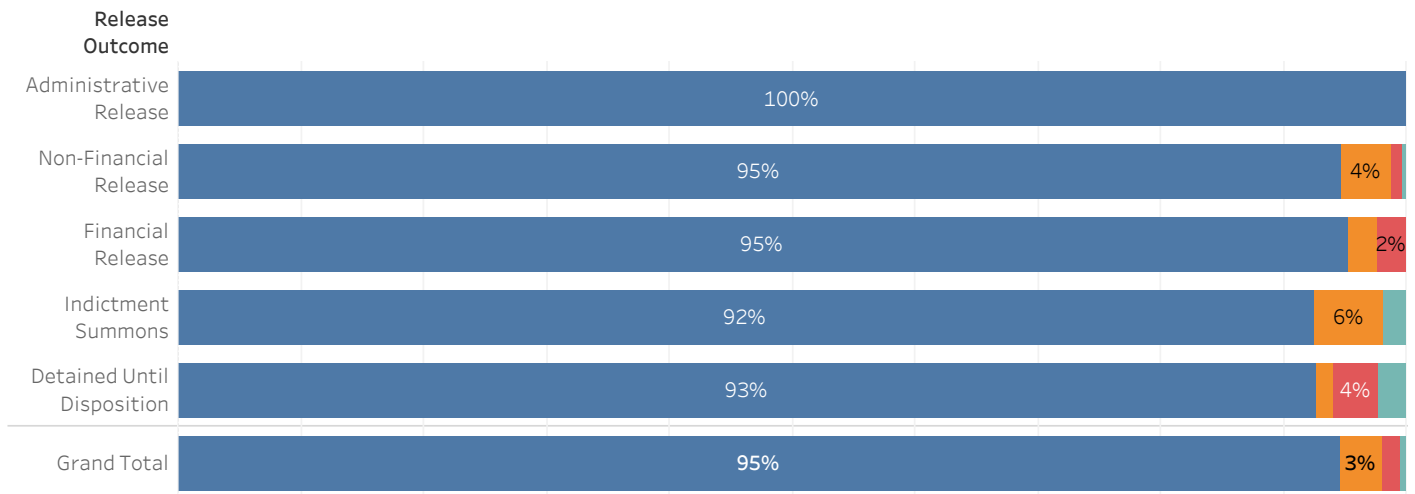
ADMINISTRATIVE OFFICE OF THE COURTS
Research and Statistics

19_PINS8020

Circuit Court Pretrial Interviews with Custody Ending
CY 2017-2021 OHIO COUNTY

White Black Hispanic Other/Unknown

Defendant Race Proportions by Release Outcome



Kentucky State Population*



Kentucky State Population*

White	Black	Hispanic	Other/Unknown	Total
3,112,654	297,705	118,427	112,664	3,641,450

Defendant Race Proportions by Release Outcome

		White	Black	Hispanic	Other/Unknown	Grand Total
Administrative Release	Interviews	36				36
	% of Interviews	100%				100%
Non-Financial Release	Interviews	726	30	8	2	766
	% of Interviews	95%	4%	1%	0%	100%
Financial Release	Interviews	159	4	4		167
	% of Interviews	95%	2%	2%		100%
Indictment Summons	Interviews	49	3		1	53
	% of Interviews	92%	6%		2%	100%
Detained Until Disposition	Interviews	125	2	5	3	135
	% of Interviews	93%	1%	4%	2%	100%
All Pretrial Interviews	Interviews	1,095	39	17	6	1,157
	% of Interviews	95%	3%	1%	1%	100%

* Data is provided from the Pretrial Information Management System

* Counts and percentages are of pretrial interviews.

* A single individual may have one or more pretrial interviews during the reported timeframe.

* 2019 Single-Race Population Estimates for Ages 15 and Older Only on CDC WONDER Online Database. Retrieved from <https://wonder.cdc.gov/wonder/help/single-race.html#Source> on November 3, 2021.

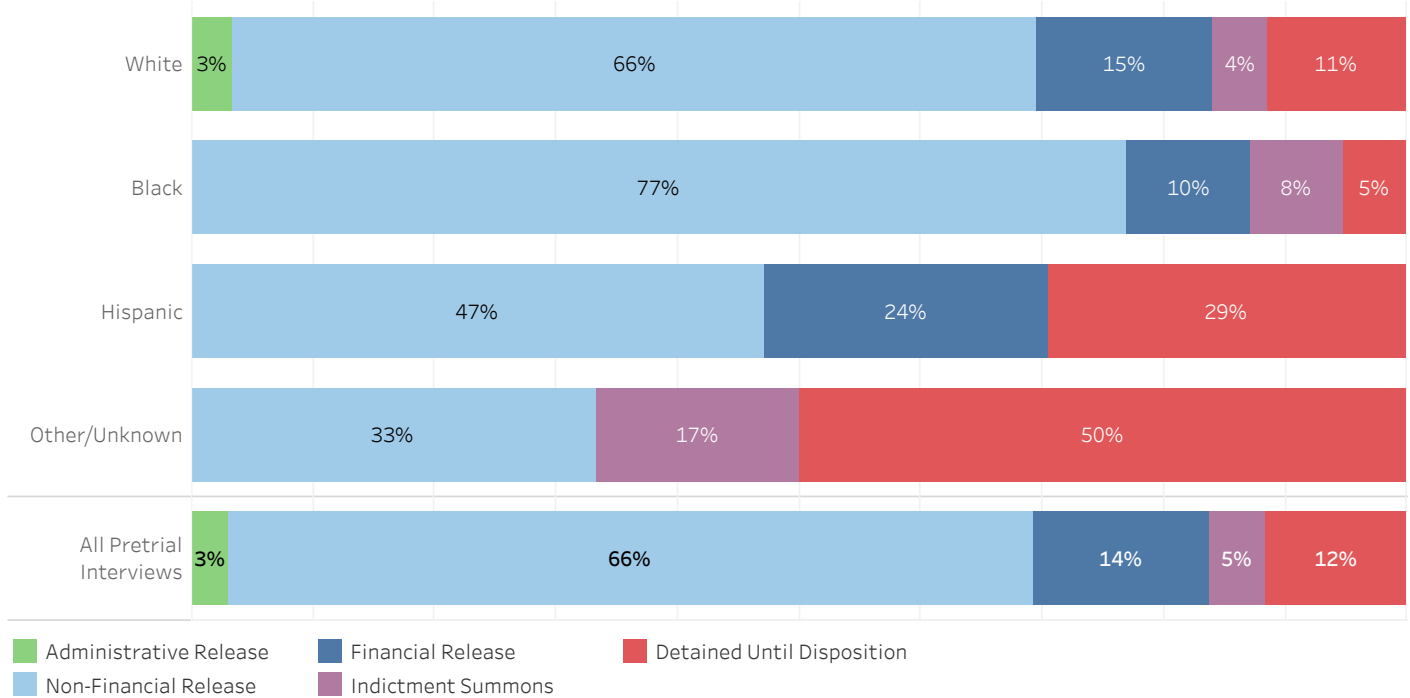


ADMINISTRATIVE OFFICE OF THE COURTS
Research and Statistics

19_PINS8020

Circuit Court Pretrial Interviews with Custody Ending
CY 2017-2021 OHIO COUNTY

Release Outcome Proportions by Defendant Race



Release Outcome Proportions by Defendant Race

		Administrative Release	Non-Financial Release	Financial Release	Indictment Summons	Detained Until Disposition	All Pretrial Interviews
White	Interviews	36	726	159	49	125	1,095
	% of Interviews	3%	66%	15%	4%	11%	100%
Black	Interviews		30	4	3	2	39
	% of Interviews		77%	10%	8%	5%	100%
Hispanic	Interviews		8	4		5	17
	% of Interviews		47%	24%		29%	100%
Other/Unknown	Interviews		2		1	3	6
	% of Interviews		33%		17%	50%	100%
All Pretrial Interviews	Interviews	36	766	167	53	135	1,157
	% of Interviews	3%	66%	14%	5%	12%	100%

* Data is provided from the Pretrial Information Management System

* Counts and percentages are of pretrial interviews.

* A single individual may have one or more pretrial interviews during the reported timeframe.

* 2019 Single-Race Population Estimates for Ages 15 and Older Only on CDC WONDER Online Database. Retrieved from <https://wonder.cdc.gov/wonder/help/single-race.html#Source> on November 3, 2021.



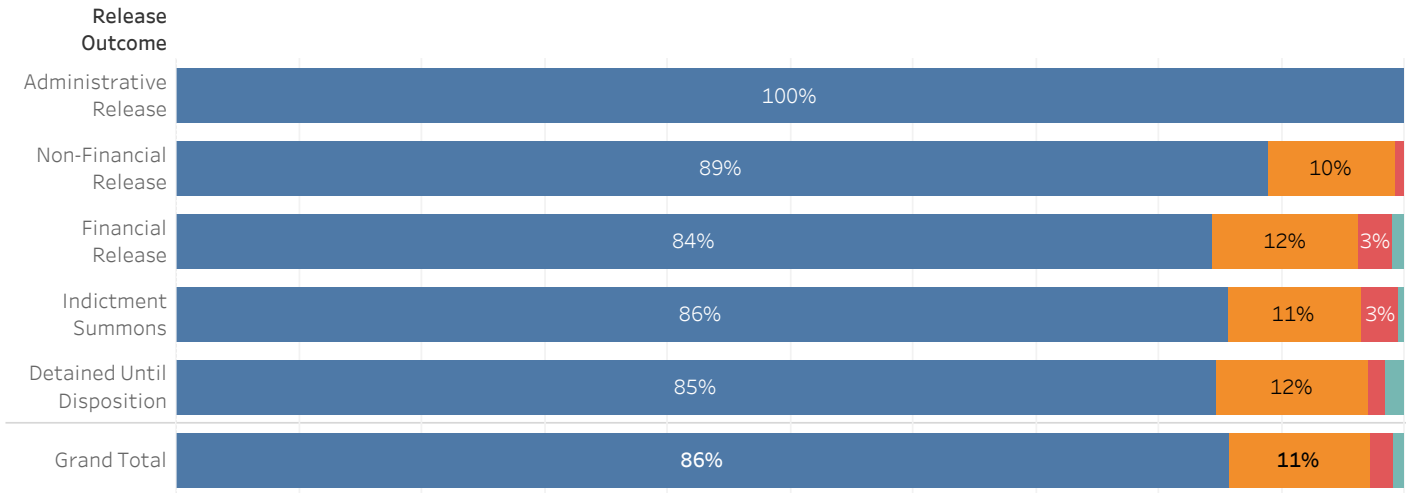
ADMINISTRATIVE OFFICE OF THE COURTS
Research and Statistics

19_PINS8020

Circuit Court Pretrial Interviews with Custody Ending
CY 2017-2021 OLDHAM COUNTY

White Black Hispanic Other/Unknown

Defendant Race Proportions by Release Outcome



Kentucky State Population*



Kentucky State Population*

White	Black	Hispanic	Other/Unknown	Total
3,112,654	297,705	118,427	112,664	3,641,450

Defendant Race Proportions by Release Outcome

		White	Black	Hispanic	Other/Unknown	Grand Total
Administrative Release	Interviews	7				7
	% of Interviews	100%				100%
Non-Financial Release	Interviews	250	29	2		281
	% of Interviews	89%	10%	1%		100%
Financial Release	Interviews	179	25	6	2	212
	% of Interviews	84%	12%	3%	1%	100%
Indictment Summons	Interviews	341	43	12	2	398
	% of Interviews	86%	11%	3%	1%	100%
Detained Until Disposition	Interviews	434	64	7	8	513
	% of Interviews	85%	12%	1%	2%	100%
All Pretrial Interviews	Interviews	1,211	161	27	12	1,411
	% of Interviews	86%	11%	2%	1%	100%

* Data is provided from the Pretrial Information Management System

* Counts and percentages are of pretrial interviews.

* A single individual may have one or more pretrial interviews during the reported timeframe.

* 2019 Single-Race Population Estimates for Ages 15 and Older Only on CDC WONDER Online Database. Retrieved from <https://wonder.cdc.gov/wonder/help/single-race.html#Source> on November 3, 2021.

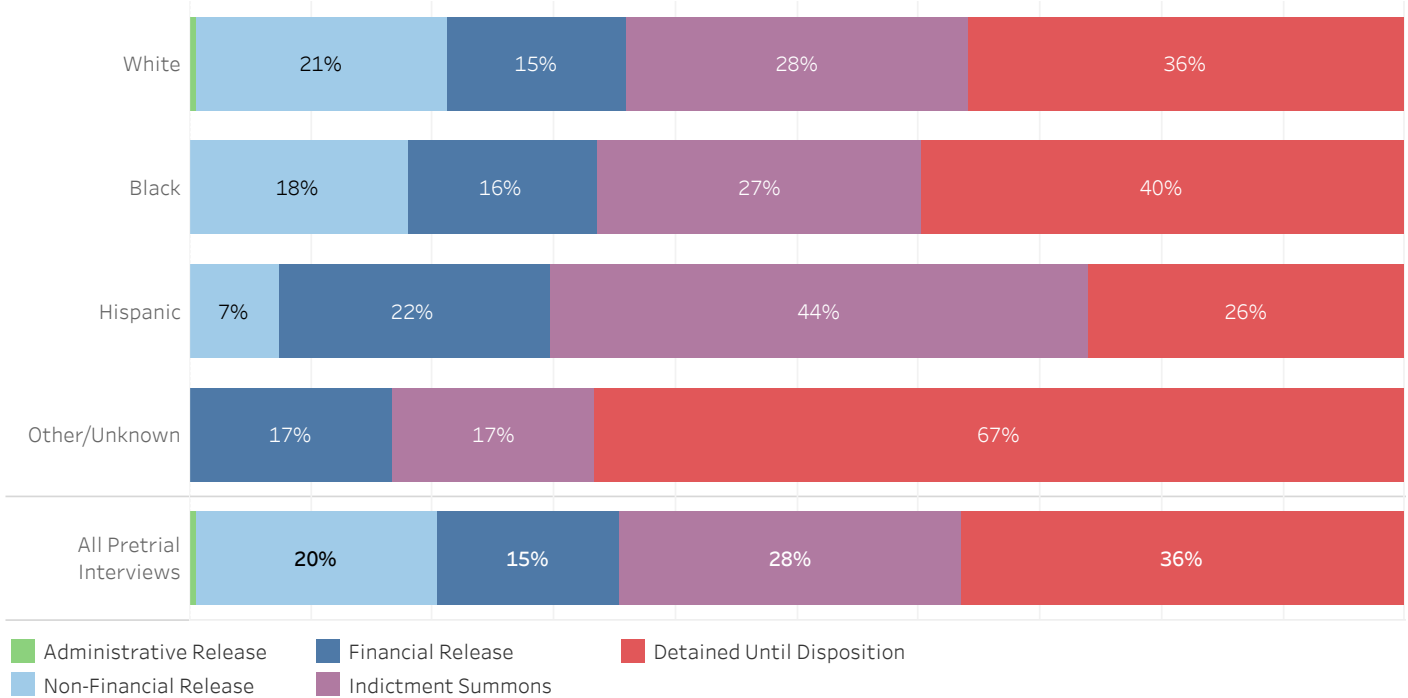


ADMINISTRATIVE OFFICE OF THE COURTS
Research and Statistics

19_PINS8020

Circuit Court Pretrial Interviews with Custody Ending
CY 2017-2021 OLDHAM COUNTY

Release Outcome Proportions by Defendant Race



Release Outcome Proportions by Defendant Race

		Administrative Release	Non-Financial Release	Financial Release	Indictment Summons	Detained Until Disposition	All Pretrial Interviews
White	Interviews	7	250	179	341	434	1,211
	% of Interviews	1%	21%	15%	28%	36%	100%
Black	Interviews		29	25	43	64	161
	% of Interviews		18%	16%	27%	40%	100%
Hispanic	Interviews		2	6	12	7	27
	% of Interviews		7%	22%	44%	26%	100%
Other/Unknown	Interviews			2	2	8	12
	% of Interviews			17%	17%	67%	100%
All Pretrial Interviews	Interviews	7	281	212	398	513	1,411
	% of Interviews	0%	20%	15%	28%	36%	100%

* Data is provided from the Pretrial Information Management System

* Counts and percentages are of pretrial interviews.

* A single individual may have one or more pretrial interviews during the reported timeframe.

* 2019 Single-Race Population Estimates for Ages 15 and Older Only on CDC WONDER Online Database. Retrieved from <https://wonder.cdc.gov/wonder/help/single-race.html#Source> on November 3, 2021.

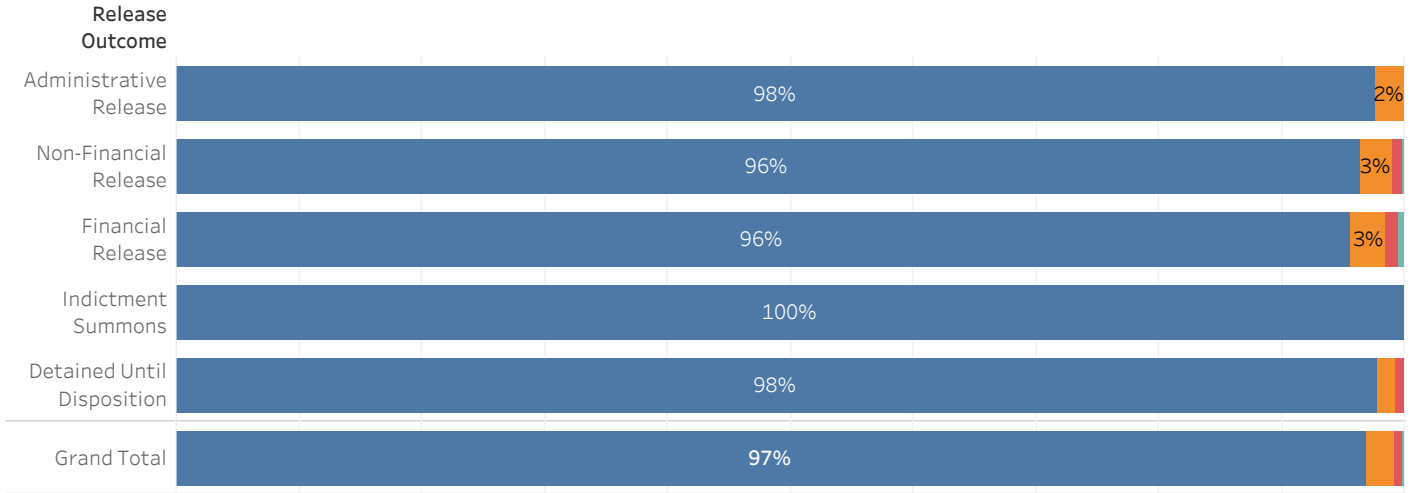


ADMINISTRATIVE OFFICE OF THE COURTS
Research and Statistics

Circuit Court Pretrial Interviews with Custody Ending
CY 2017-2021 PERRY COUNTY

White Black Hispanic Other/Unknown

Defendant Race Proportions by Release Outcome



Kentucky State Population*



Kentucky State Population*

White	Black	Hispanic	Other/Unknown	Total
3,112,654	297,705	118,427	112,664	3,641,450

Defendant Race Proportions by Release Outcome

		White	Black	Hispanic	Other/Unknown	Grand Total
Administrative Release	Interviews	40	1			41
	% of Interviews	98%	2%			100%
Non-Financial Release	Interviews	594	16	5	1	616
	% of Interviews	96%	3%	1%	0%	100%
Financial Release	Interviews	385	12	4	2	403
	% of Interviews	96%	3%	1%	0%	100%
Indictment Summons	Interviews	31				31
	% of Interviews	100%				100%
Detained Until Disposition	Interviews	1,001	16	7		1,024
	% of Interviews	98%	2%	1%		100%
All Pretrial Interviews	Interviews	2,051	45	16	3	2,115
	% of Interviews	97%	2%	1%	0%	100%

* Data is provided from the Pretrial Information Management System

* Counts and percentages are of pretrial interviews.

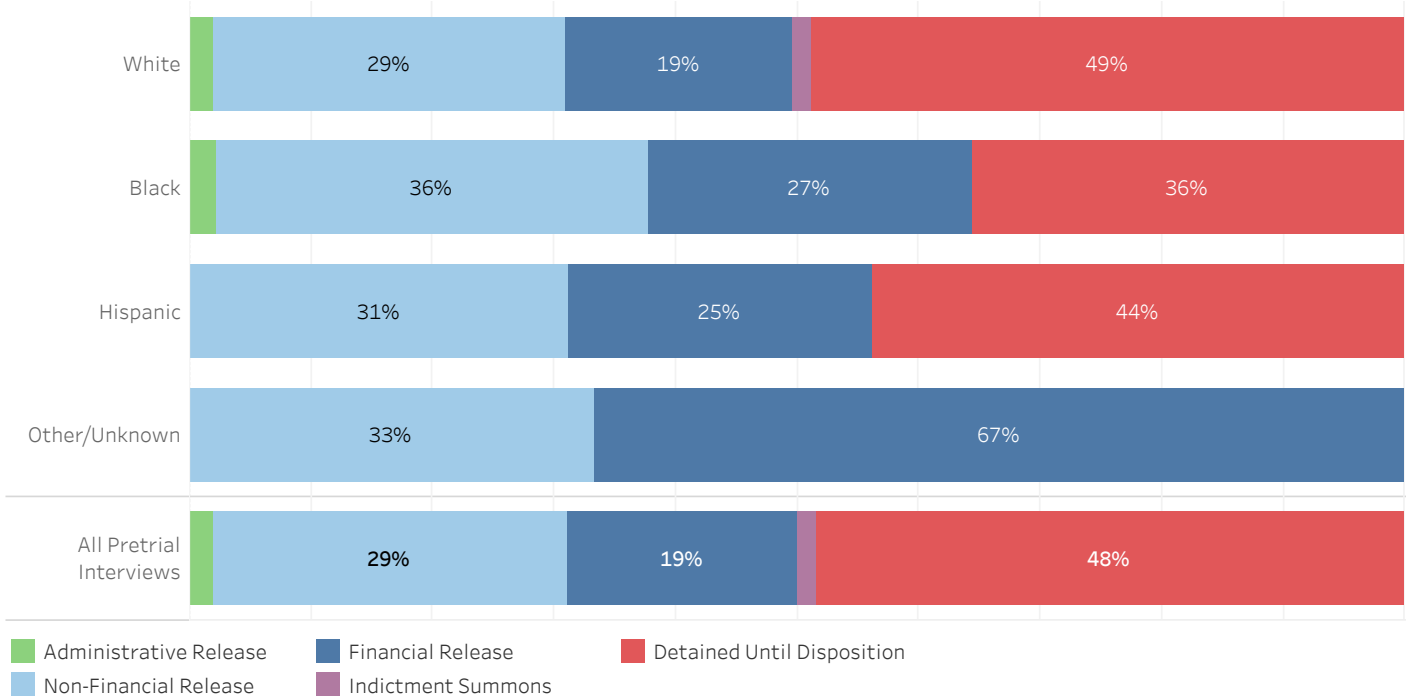
* A single individual may have one or more pretrial interviews during the reported timeframe.

* 2019 Single-Race Population Estimates for Ages 15 and Older Only on CDC WONDER Online Database. Retrieved from <https://wonder.cdc.gov/wonder/help/single-race.html#Source> on November 3, 2021.



**Circuit Court Pretrial Interviews with Custody Ending
CY 2017-2021 PERRY COUNTY**

Release Outcome Proportions by Defendant Race



Release Outcome Proportions by Defendant Race

		Administrative Release	Non-Financial Release	Financial Release	Indictment Summons	Detained Until Disposition	All Pretrial Interviews
White	Interviews	40	594	385	31	1,001	2,051
	% of Interviews	2%	29%	19%	2%	49%	100%
Black	Interviews	1	16	12	0	16	45
	% of Interviews	2%	36%	27%	0%	36%	100%
Hispanic	Interviews	0	5	4	0	7	16
	% of Interviews	0%	31%	25%	0%	44%	100%
Other/Unknown	Interviews	0	1	2	0	0	3
	% of Interviews	0%	33%	67%	0%	0%	100%
All Pretrial Interviews	Interviews	41	616	403	31	1,024	2,115
	% of Interviews	2%	29%	19%	1%	48%	100%

* Data is provided from the Pretrial Information Management System

* Counts and percentages are of pretrial interviews.

* A single individual may have one or more pretrial interviews during the reported timeframe.

* 2019 Single-Race Population Estimates for Ages 15 and Older Only on CDC WONDER Online Database. Retrieved from <https://wonder.cdc.gov/wonder/help/single-race.html#Source> on November 3, 2021.



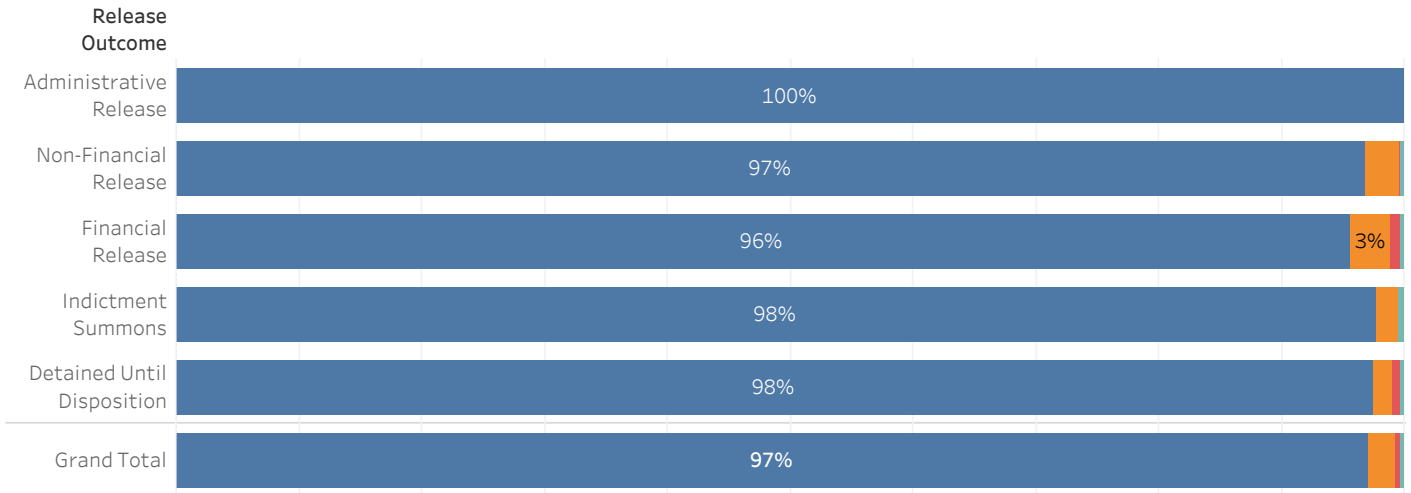
ADMINISTRATIVE OFFICE OF THE COURTS
Research and Statistics

19_PINS8020

Circuit Court Pretrial Interviews with Custody Ending
CY 2017-2021 PIKE COUNTY

White Black Hispanic Other/Unknown

Defendant Race Proportions by Release Outcome



Kentucky State Population*



Kentucky State Population*

White	Black	Hispanic	Other/Unknown	Total
3,112,654	297,705	118,427	112,664	3,641,450

Defendant Race Proportions by Release Outcome

		White	Black	Hispanic	Other/Unknown	Grand Total
Administrative Release	Interviews	12	0	0	0	12
	% of Interviews	100%	0%	0%	0%	100%
Non-Financial Release	Interviews	755	21	2	2	780
	% of Interviews	97%	3%	0%	0%	100%
Financial Release	Interviews	344	12	3	1	360
	% of Interviews	96%	3%	1%	0%	100%
Indictment Summons	Interviews	423	8	0	2	433
	% of Interviews	98%	2%	0%	0%	100%
Detained Until Disposition	Interviews	831	13	5	3	852
	% of Interviews	98%	2%	1%	0%	100%
All Pretrial Interviews	Interviews	2,365	54	10	8	2,437
	% of Interviews	97%	2%	0%	0%	100%

* Data is provided from the Pretrial Information Management System

* Counts and percentages are of pretrial interviews.

* A single individual may have one or more pretrial interviews during the reported timeframe.

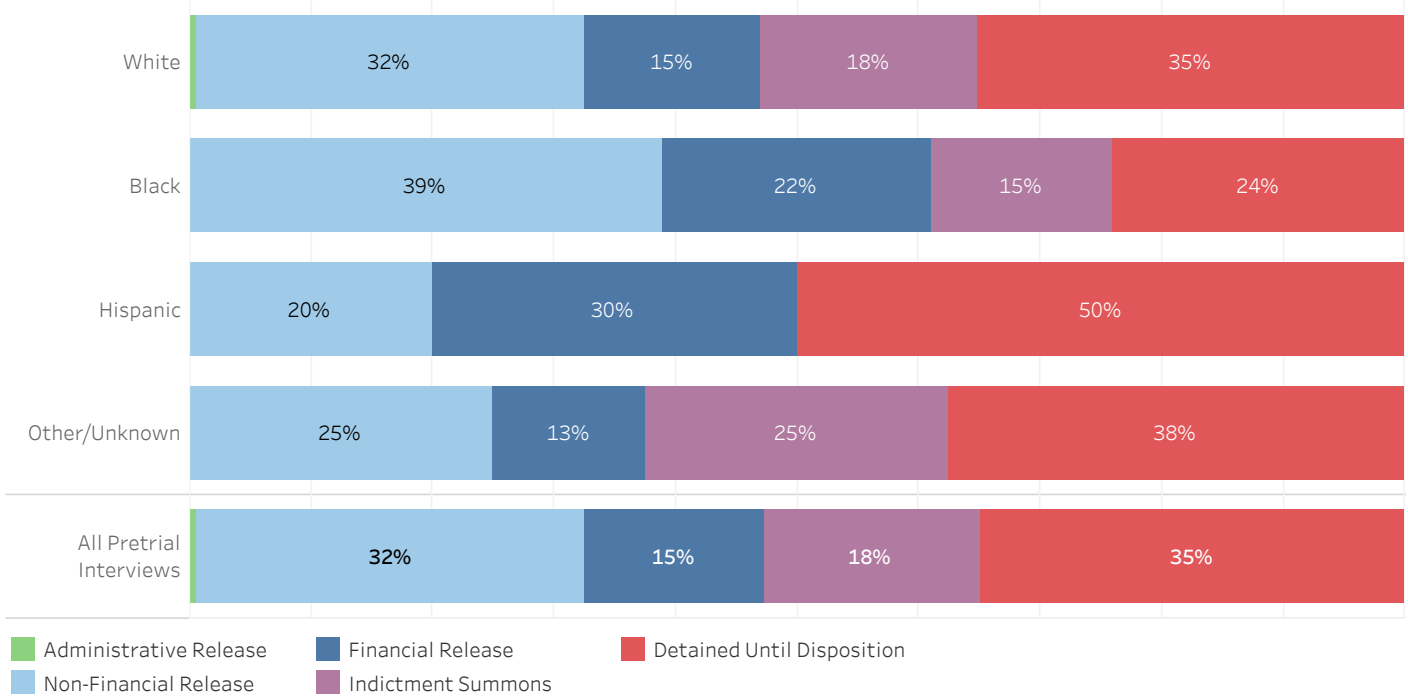
* 2019 Single-Race Population Estimates for Ages 15 and Older Only on CDC WONDER Online Database. Retrieved from <https://wonder.cdc.gov/wonder/help/single-race.html#Source> on November 3, 2021.



ADMINISTRATIVE OFFICE OF THE COURTS
Research and Statistics

Circuit Court Pretrial Interviews with Custody Ending
CY 2017-2021 PIKE COUNTY

Release Outcome Proportions by Defendant Race



Release Outcome Proportions by Defendant Race

		Administrative Release	Non-Financial Release	Financial Release	Indictment Summons	Detained Until Disposition	All Pretrial Interviews
White	Interviews	12	755	344	423	831	2,365
	% of Interviews	1%	32%	15%	18%	35%	100%
Black	Interviews		21	12	8	13	54
	% of Interviews		39%	22%	15%	24%	100%
Hispanic	Interviews		2	3		5	10
	% of Interviews		20%	30%		50%	100%
Other/Unknown	Interviews		2	1	2	3	8
	% of Interviews		25%	13%	25%	38%	100%
All Pretrial Interviews	Interviews	12	780	360	433	852	2,437
	% of Interviews	0%	32%	15%	18%	35%	100%

* Data is provided from the Pretrial Information Management System

* Counts and percentages are of pretrial interviews.

* A single individual may have one or more pretrial interviews during the reported timeframe.

* 2019 Single-Race Population Estimates for Ages 15 and Older Only on CDC WONDER Online Database. Retrieved from <https://wonder.cdc.gov/wonder/help/single-race.html#Source> on November 3, 2021.

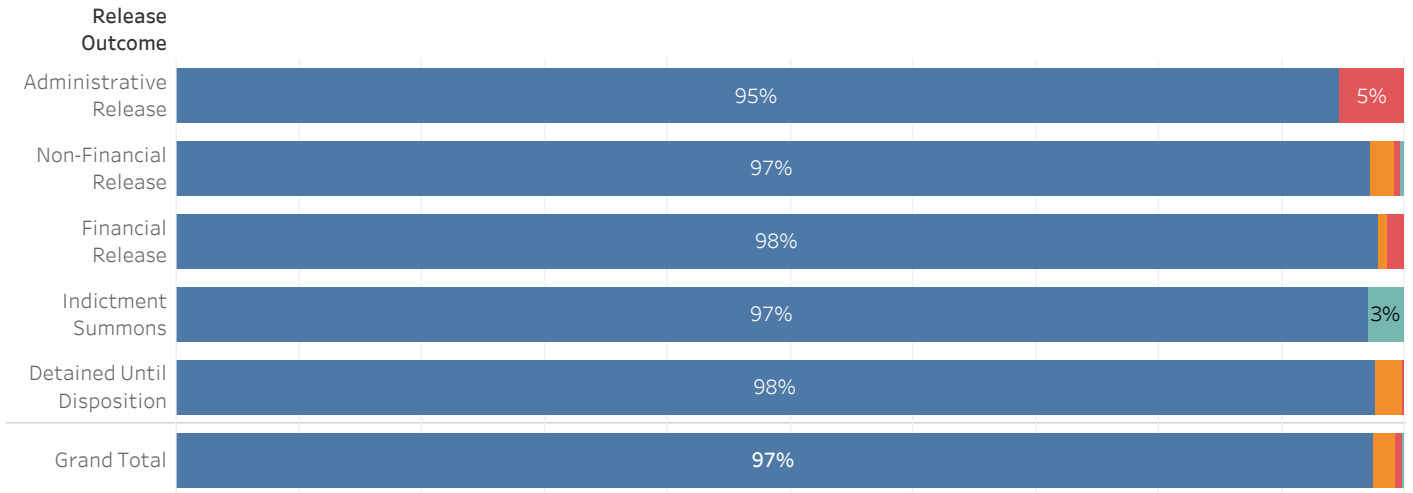


ADMINISTRATIVE OFFICE OF THE COURTS
Research and Statistics

Circuit Court Pretrial Interviews with Custody Ending
CY 2017-2021 POWELL COUNTY

White Black Hispanic Other/Unknown

Defendant Race Proportions by Release Outcome



Kentucky State Population*



Kentucky State Population*

White	Black	Hispanic	Other/Unknown	Total
3,112,654	297,705	118,427	112,664	3,641,450

Defendant Race Proportions by Release Outcome

		White	Black	Hispanic	Other/Unknown	Grand Total
Administrative Release	Interviews	18	0	1	0	19
	% of Interviews	95%	0%	5%	0%	100%
Non-Financial Release	Interviews	318	6	2	1	327
	% of Interviews	97%	2%	1%	0%	100%
Financial Release	Interviews	141	1	2	0	144
	% of Interviews	98%	1%	1%	0%	100%
Indictment Summons	Interviews	33	0	0	1	34
	% of Interviews	97%	0%	0%	3%	100%
Detained Until Disposition	Interviews	495	11	1	0	507
	% of Interviews	98%	2%	0%	0%	100%
All Pretrial Interviews	Interviews	1,005	18	6	2	1,031
	% of Interviews	97%	2%	1%	0%	100%

* Data is provided from the Pretrial Information Management System

* Counts and percentages are of pretrial interviews.

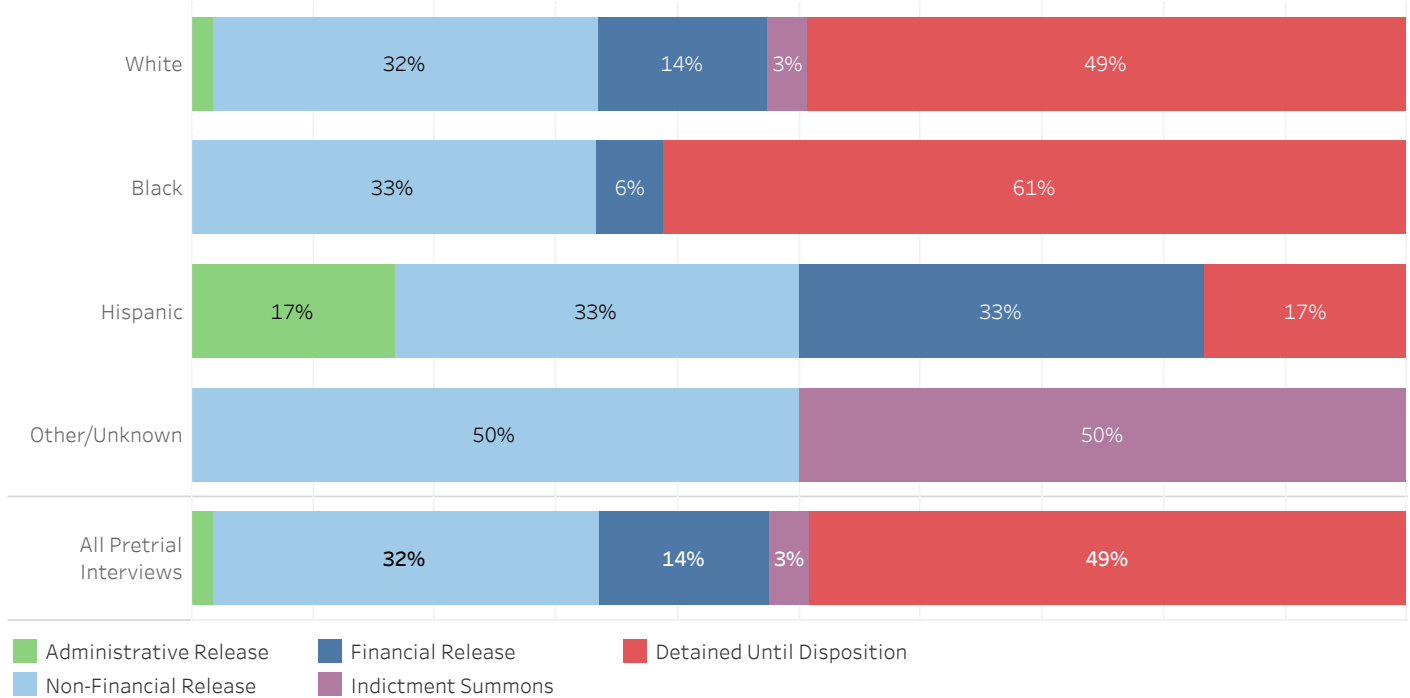
* A single individual may have one or more pretrial interviews during the reported timeframe.

* 2019 Single-Race Population Estimates for Ages 15 and Older Only on CDC WONDER Online Database. Retrieved from <https://wonder.cdc.gov/wonder/help/single-race.html#Source> on November 3, 2021.



**Circuit Court Pretrial Interviews with Custody Ending
CY 2017-2021 POWELL COUNTY**

Release Outcome Proportions by Defendant Race



Release Outcome Proportions by Defendant Race

		Administrative Release	Non-Financial Release	Financial Release	Indictment Summons	Detained Until Disposition	All Pretrial Interviews
White	Interviews	18	318	141	33	495	1,005
	% of Interviews	2%	32%	14%	3%	49%	100%
Black	Interviews	0	6	1	0	11	18
	% of Interviews	0%	33%	6%	0%	61%	100%
Hispanic	Interviews	1	2	2	0	1	6
	% of Interviews	17%	33%	33%	0%	17%	100%
Other/Unknown	Interviews	0	1	0	1	0	2
	% of Interviews	0%	50%	0%	50%	0%	100%
All Pretrial Interviews	Interviews	19	327	144	34	507	1,031
	% of Interviews	2%	32%	14%	3%	49%	100%

* Data is provided from the Pretrial Information Management System

* Counts and percentages are of pretrial interviews.

* A single individual may have one or more pretrial interviews during the reported timeframe.

* 2019 Single-Race Population Estimates for Ages 15 and Older Only on CDC WONDER Online Database. Retrieved from <https://wonder.cdc.gov/wonder/help/single-race.html#Source> on November 3, 2021.

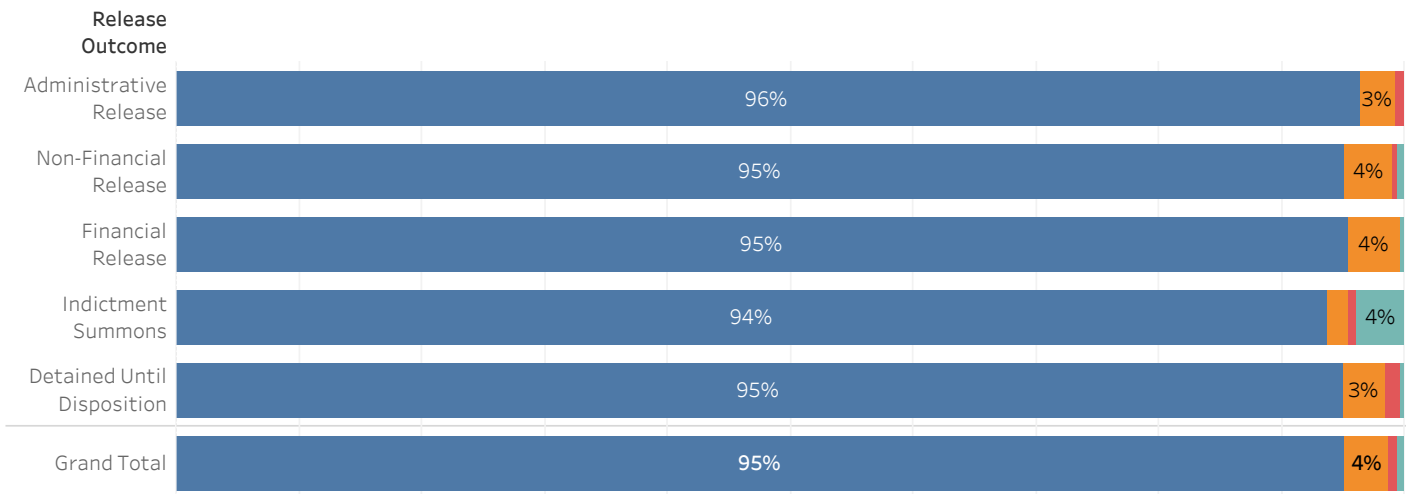


ADMINISTRATIVE OFFICE OF THE COURTS
Research and Statistics

Circuit Court Pretrial Interviews with Custody Ending
CY 2017-2021 PULASKI COUNTY

White Black Hispanic Other/Unknown

Defendant Race Proportions by Release Outcome



Kentucky State Population*



Kentucky State Population*

White	Black	Hispanic	Other/Unknown	Total
3,112,654	297,705	118,427	112,664	3,641,450

Defendant Race Proportions by Release Outcome

		White	Black	Hispanic	Other/Unknown	Grand Total
Administrative Release	Interviews	133	4	1		138
	% of Interviews	96%	3%	1%		100%
Non-Financial Release	Interviews	976	40	4	6	1,026
	% of Interviews	95%	4%	0%	1%	100%
Financial Release	Interviews	374	17		1	392
	% of Interviews	95%	4%		0%	100%
Indictment Summons	Interviews	121	2	1	5	129
	% of Interviews	94%	2%	1%	4%	100%
Detained Until Disposition	Interviews	1,151	42	14	4	1,211
	% of Interviews	95%	3%	1%	0%	100%
All Pretrial Interviews	Interviews	2,755	105	20	16	2,896
	% of Interviews	95%	4%	1%	1%	100%

* Data is provided from the Pretrial Information Management System

* Counts and percentages are of pretrial interviews.

* A single individual may have one or more pretrial interviews during the reported timeframe.

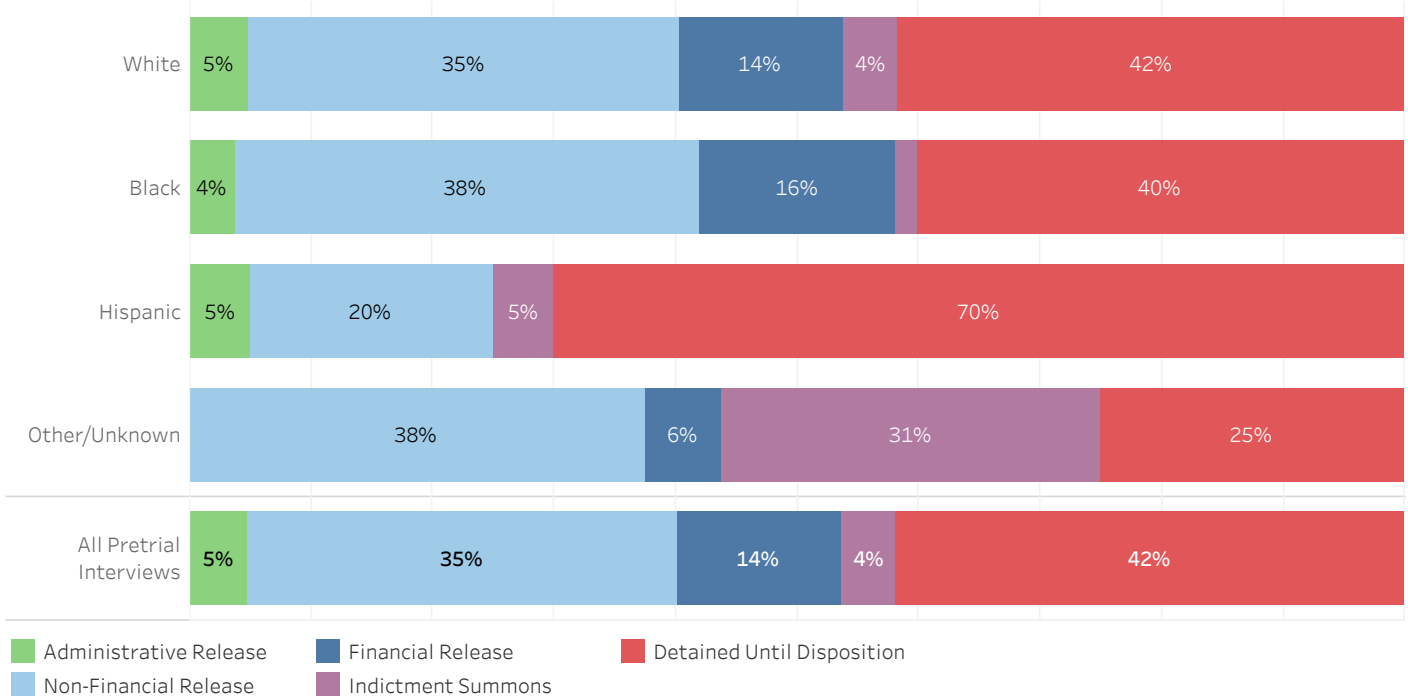
* 2019 Single-Race Population Estimates for Ages 15 and Older Only on CDC WONDER Online Database. Retrieved from <https://wonder.cdc.gov/wonder/help/single-race.html#Source> on November 3, 2021.



ADMINISTRATIVE OFFICE OF THE COURTS
Research and Statistics

Circuit Court Pretrial Interviews with Custody Ending
CY 2017-2021 PULASKI COUNTY

Release Outcome Proportions by Defendant Race



Release Outcome Proportions by Defendant Race

		Administrative Release	Non-Financial Release	Financial Release	Indictment Summons	Detained Until Disposition	All Pretrial Interviews
White	Interviews	133	976	374	121	1,151	2,755
	% of Interviews	5%	35%	14%	4%	42%	100%
Black	Interviews	4	40	17	2	42	105
	% of Interviews	4%	38%	16%	2%	40%	100%
Hispanic	Interviews	1	4	0	1	14	20
	% of Interviews	5%	20%	0%	5%	70%	100%
Other/Unknown	Interviews	0	6	1	5	4	16
	% of Interviews	0%	38%	6%	31%	25%	100%
All Pretrial Interviews	Interviews	138	1,026	392	129	1,211	2,896
	% of Interviews	5%	35%	14%	4%	42%	100%

* Data is provided from the Pretrial Information Management System

* Counts and percentages are of pretrial interviews.

* A single individual may have one or more pretrial interviews during the reported timeframe.

* 2019 Single-Race Population Estimates for Ages 15 and Older Only on CDC WONDER Online Database. Retrieved from <https://wonder.cdc.gov/wonder/help/single-race.html#Source> on November 3, 2021.

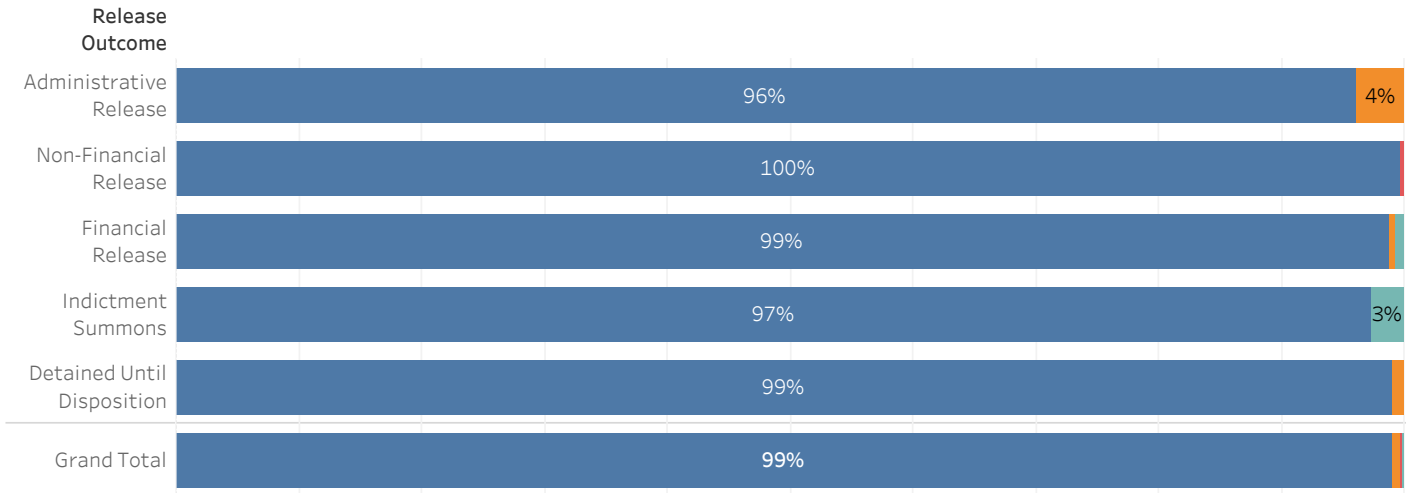


ADMINISTRATIVE OFFICE OF THE COURTS
Research and Statistics

Circuit Court Pretrial Interviews with Custody Ending
CY 2017-2021 ROCKCASTLE COUNTY

White Black Hispanic Other/Unknown

Defendant Race Proportions by Release Outcome



Kentucky State Population*



Kentucky State Population*

White	Black	Hispanic	Other/Unknown	Total
3,112,654	297,705	118,427	112,664	3,641,450

Defendant Race Proportions by Release Outcome

		White	Black	Hispanic	Other/Unknown	Grand Total
Administrative Release	Interviews	25	1			26
	% of Interviews	96%	4%			100%
Non-Financial Release	Interviews	296		1		297
	% of Interviews	100%		0%		100%
Financial Release	Interviews	147	1		1	149
	% of Interviews	99%	1%		1%	100%
Indictment Summons	Interviews	37			1	38
	% of Interviews	97%			3%	100%
Detained Until Disposition	Interviews	399	4			403
	% of Interviews	99%	1%			100%
All Pretrial Interviews	Interviews	904	6	1	2	913
	% of Interviews	99%	1%	0%	0%	100%

* Data is provided from the Pretrial Information Management System

* Counts and percentages are of pretrial interviews.

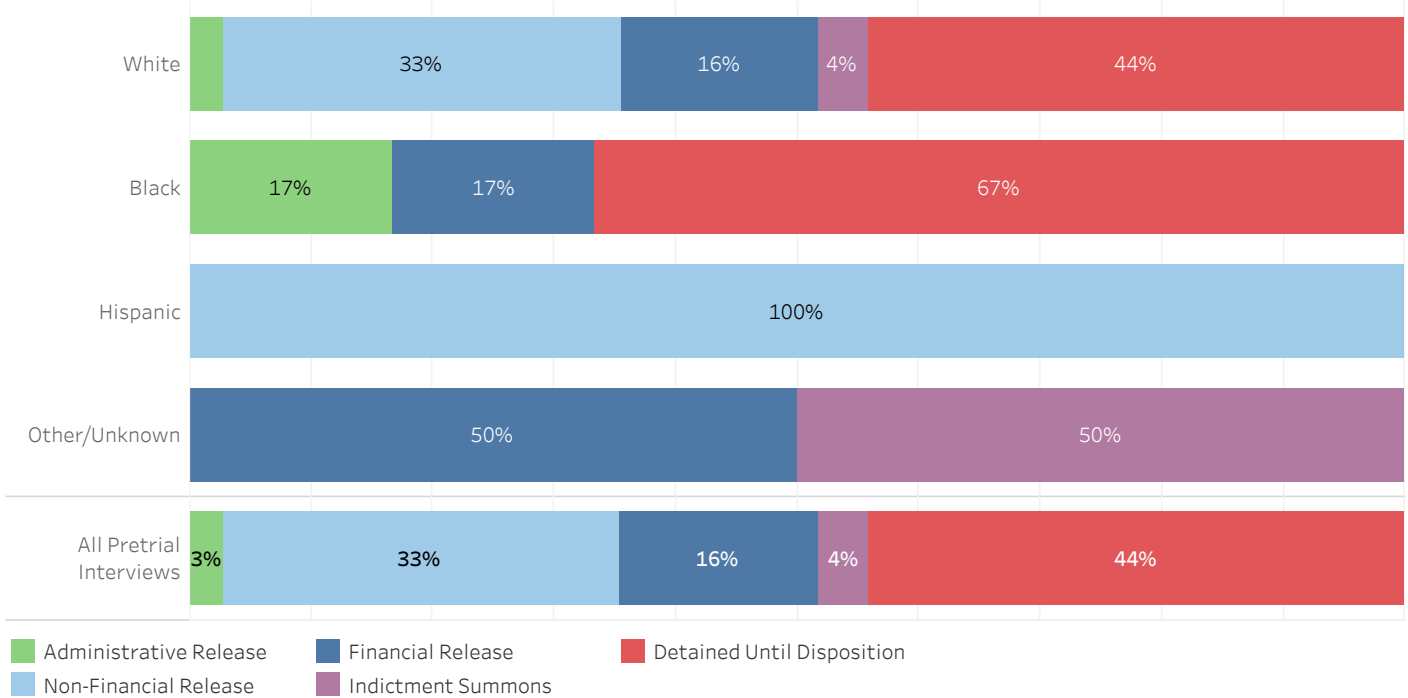
* A single individual may have one or more pretrial interviews during the reported timeframe.

* 2019 Single-Race Population Estimates for Ages 15 and Older Only on CDC WONDER Online Database. Retrieved from <https://wonder.cdc.gov/wonder/help/single-race.html#Source> on November 3, 2021.



**Circuit Court Pretrial Interviews with Custody Ending
CY 2017-2021 ROCKCASTLE COUNTY**

Release Outcome Proportions by Defendant Race



Release Outcome Proportions by Defendant Race

		Administrative Release	Non-Financial Release	Financial Release	Indictment Summons	Detained Until Disposition	All Pretrial Interviews
White	Interviews	25	296	147	37	399	904
	% of Interviews	3%	33%	16%	4%	44%	100%
Black	Interviews	1		1		4	6
	% of Interviews	17%		17%		67%	100%
Hispanic	Interviews		1				1
	% of Interviews		100%				100%
Other/Unknown	Interviews			1	1		2
	% of Interviews			50%	50%		100%
All Pretrial Interviews	Interviews	26	297	149	38	403	913
	% of Interviews	3%	33%	16%	4%	44%	100%

* Data is provided from the Pretrial Information Management System

* Counts and percentages are of pretrial interviews.

* A single individual may have one or more pretrial interviews during the reported timeframe.

* 2019 Single-Race Population Estimates for Ages 15 and Older Only on CDC WONDER Online Database. Retrieved from <https://wonder.cdc.gov/wonder/help/single-race.html#Source> on November 3, 2021.

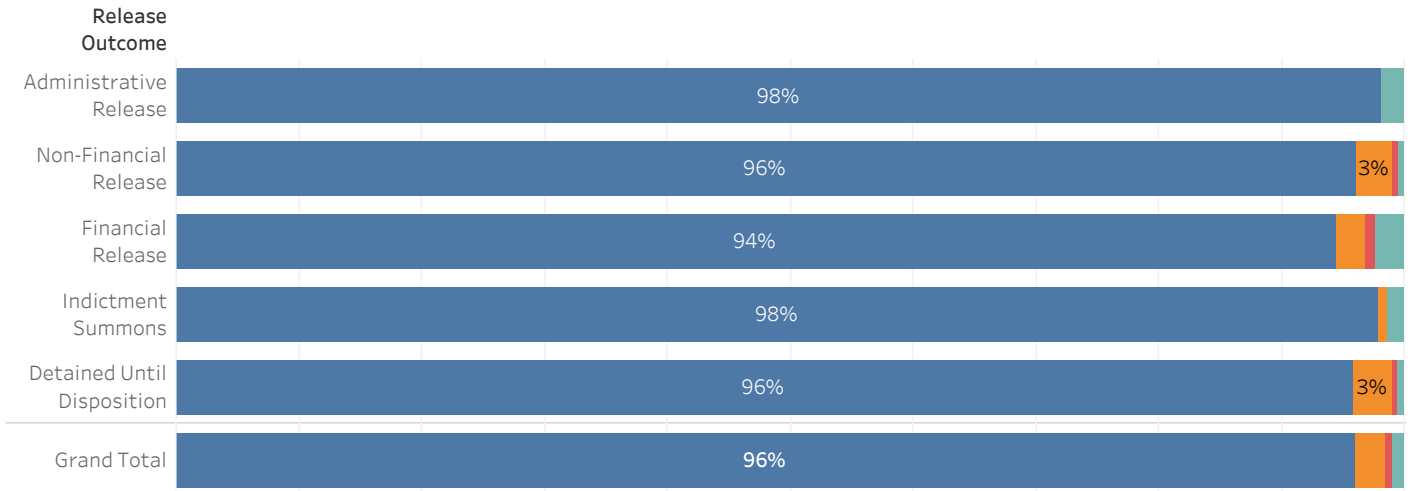


ADMINISTRATIVE OFFICE OF THE COURTS
Research and Statistics

Circuit Court Pretrial Interviews with Custody Ending
CY 2017-2021 ROWAN COUNTY

White Black Hispanic Other/Unknown

Defendant Race Proportions by Release Outcome



Kentucky State Population*



Kentucky State Population*

White	Black	Hispanic	Other/Unknown	Total
3,112,654	297,705	118,427	112,664	3,641,450

Defendant Race Proportions by Release Outcome

		White	Black	Hispanic	Other/Unknown	Grand Total
Administrative Release	Interviews	54	0	0	1	55
	% of Interviews	98%	0%	0%	2%	100%
Non-Financial Release	Interviews	475	14	3	2	494
	% of Interviews	96%	3%	1%	0%	100%
Financial Release	Interviews	326	8	3	8	345
	% of Interviews	94%	2%	1%	2%	100%
Indictment Summons	Interviews	135	1	0	2	138
	% of Interviews	98%	1%	0%	1%	100%
Detained Until Disposition	Interviews	606	20	2	4	632
	% of Interviews	96%	3%	0%	1%	100%
All Pretrial Interviews	Interviews	1,596	43	8	17	1,664
	% of Interviews	96%	3%	0%	1%	100%

* Data is provided from the Pretrial Information Management System

* Counts and percentages are of pretrial interviews.

* A single individual may have one or more pretrial interviews during the reported timeframe.

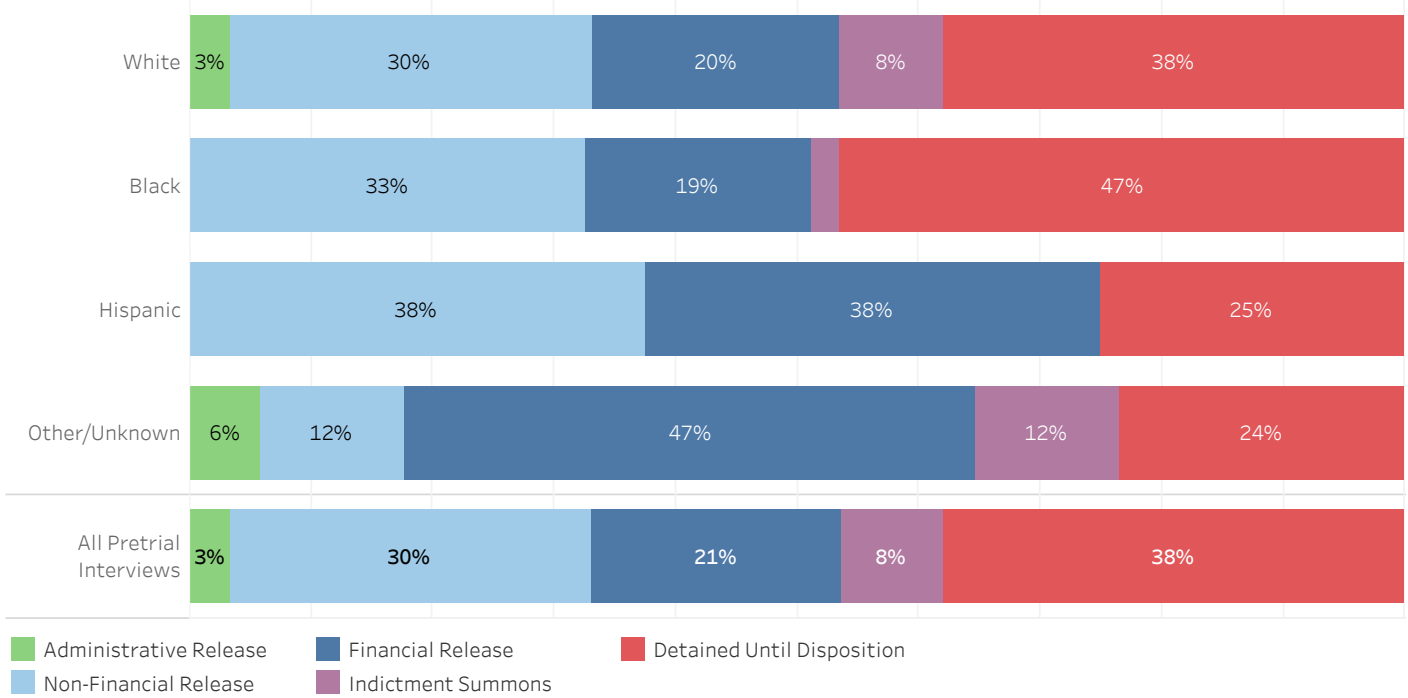
* 2019 Single-Race Population Estimates for Ages 15 and Older Only on CDC WONDER Online Database. Retrieved from <https://wonder.cdc.gov/wonder/help/single-race.html#Source> on November 3, 2021.



ADMINISTRATIVE OFFICE OF THE COURTS
Research and Statistics

Circuit Court Pretrial Interviews with Custody Ending
CY 2017-2021 ROWAN COUNTY

Release Outcome Proportions by Defendant Race



Release Outcome Proportions by Defendant Race

		Administrative Release	Non-Financial Release	Financial Release	Indictment Summons	Detained Until Disposition	All Pretrial Interviews
White	Interviews	54	475	326	135	606	1,596
	% of Interviews	3%	30%	20%	8%	38%	100%
Black	Interviews		14	8	1	20	43
	% of Interviews		33%	19%	2%	47%	100%
Hispanic	Interviews		3	3		2	8
	% of Interviews		38%	38%		25%	100%
Other/Unknown	Interviews	1	2	8	2	4	17
	% of Interviews	6%	12%	47%	12%	24%	100%
All Pretrial Interviews	Interviews	55	494	345	138	632	1,664
	% of Interviews	3%	30%	21%	8%	38%	100%

* Data is provided from the Pretrial Information Management System

* Counts and percentages are of pretrial interviews.

* A single individual may have one or more pretrial interviews during the reported timeframe.

* 2019 Single-Race Population Estimates for Ages 15 and Older Only on CDC WONDER Online Database. Retrieved from <https://wonder.cdc.gov/wonder/help/single-race.html#Source> on November 3, 2021.

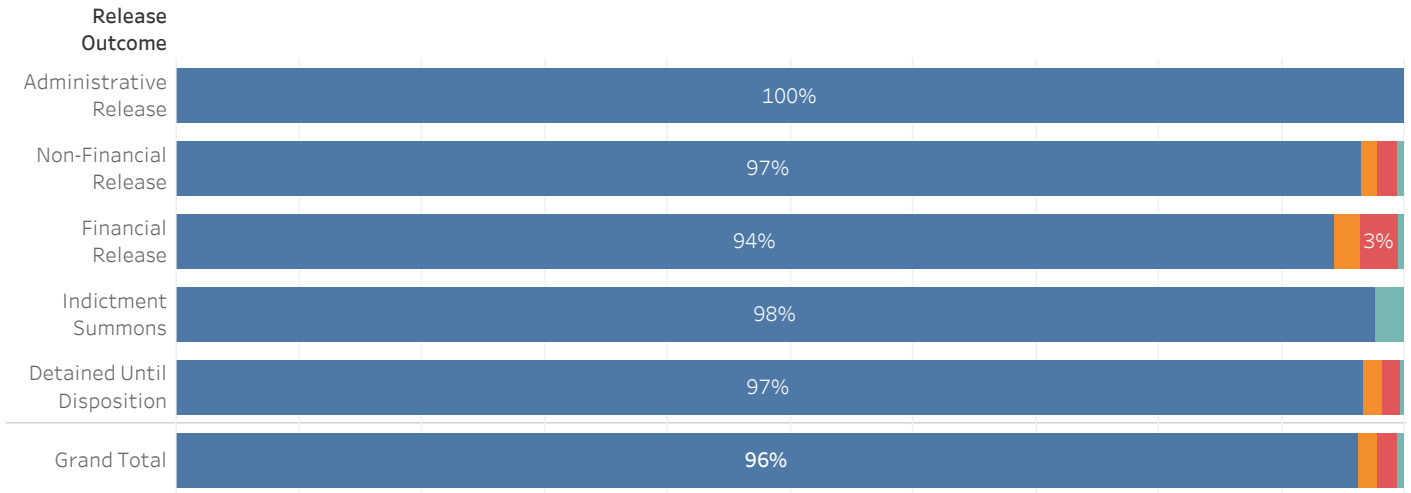


ADMINISTRATIVE OFFICE OF THE COURTS
Research and Statistics

Circuit Court Pretrial Interviews with Custody Ending
CY 2017-2021 RUSSELL COUNTY

White Black Hispanic Other/Unknown

Defendant Race Proportions by Release Outcome



Kentucky State Population*



Kentucky State Population*

White	Black	Hispanic	Other/Unknown	Total
3,112,654	297,705	118,427	112,664	3,641,450

Defendant Race Proportions by Release Outcome

		White	Black	Hispanic	Other/Unknown	Grand Total
Administrative Release	Interviews	15				15
	% of Interviews	100%				100%
Non-Financial Release	Interviews	306	4	5	2	317
	% of Interviews	97%	1%	2%	1%	100%
Financial Release	Interviews	183	4	6	1	194
	% of Interviews	94%	2%	3%	1%	100%
Indictment Summons	Interviews	41			1	42
	% of Interviews	98%			2%	100%
Detained Until Disposition	Interviews	372	6	6	1	385
	% of Interviews	97%	2%	2%	0%	100%
All Pretrial Interviews	Interviews	917	14	17	5	953
	% of Interviews	96%	1%	2%	1%	100%

* Data is provided from the Pretrial Information Management System

* Counts and percentages are of pretrial interviews.

* A single individual may have one or more pretrial interviews during the reported timeframe.

* 2019 Single-Race Population Estimates for Ages 15 and Older Only on CDC WONDER Online Database. Retrieved from <https://wonder.cdc.gov/wonder/help/single-race.html#Source> on November 3, 2021.

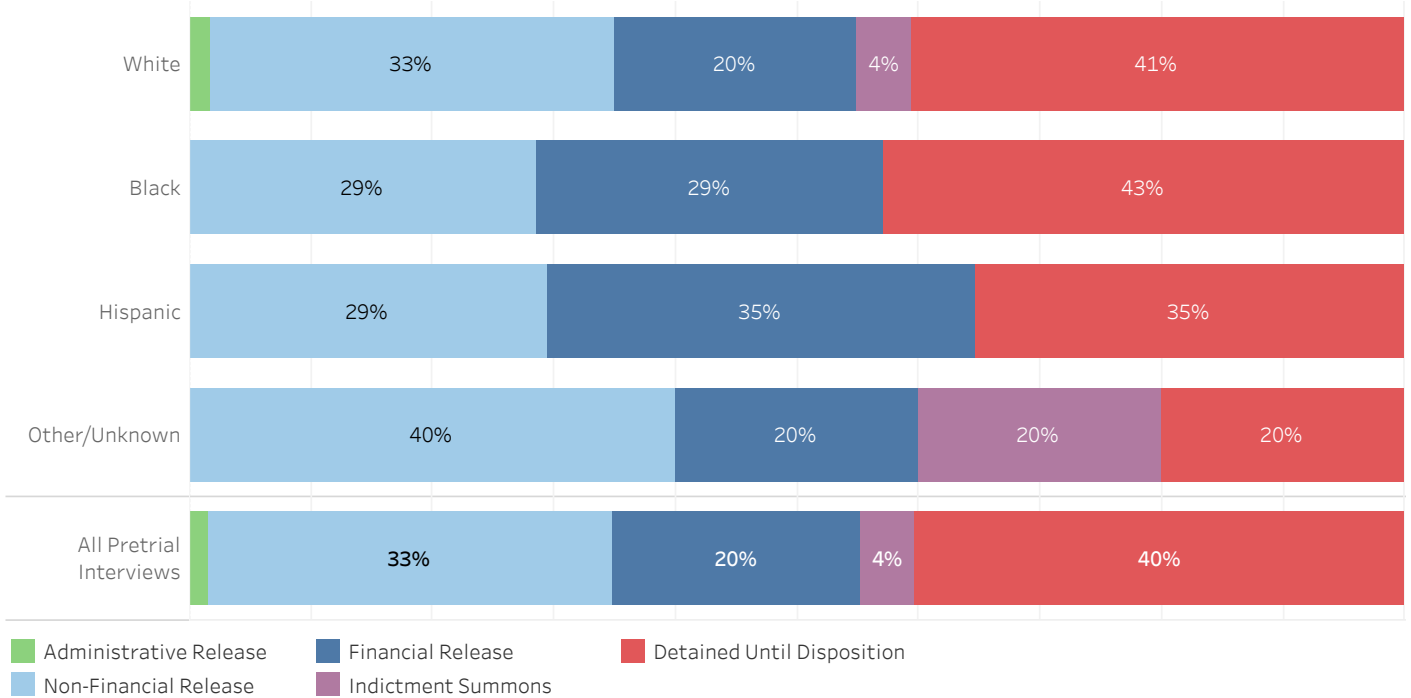


ADMINISTRATIVE OFFICE OF THE COURTS
Research and Statistics

19_PINS8020

Circuit Court Pretrial Interviews with Custody Ending
CY 2017-2021 RUSSELL COUNTY

Release Outcome Proportions by Defendant Race



Release Outcome Proportions by Defendant Race

		Administrative Release	Non-Financial Release	Financial Release	Indictment Summons	Detained Until Disposition	All Pretrial Interviews
White	Interviews	15	306	183	41	372	917
	% of Interviews	2%	33%	20%	4%	41%	100%
Black	Interviews		4	4		6	14
	% of Interviews		29%	29%		43%	100%
Hispanic	Interviews		5	6		6	17
	% of Interviews		29%	35%		35%	100%
Other/Unknown	Interviews		2	1	1	1	5
	% of Interviews		40%	20%	20%	20%	100%
All Pretrial Interviews	Interviews	15	317	194	42	385	953
	% of Interviews	2%	33%	20%	4%	40%	100%

* Data is provided from the Pretrial Information Management System

* Counts and percentages are of pretrial interviews.

* A single individual may have one or more pretrial interviews during the reported timeframe.

* 2019 Single-Race Population Estimates for Ages 15 and Older Only on CDC WONDER Online Database. Retrieved from <https://wonder.cdc.gov/wonder/help/single-race.html#Source> on November 3, 2021.

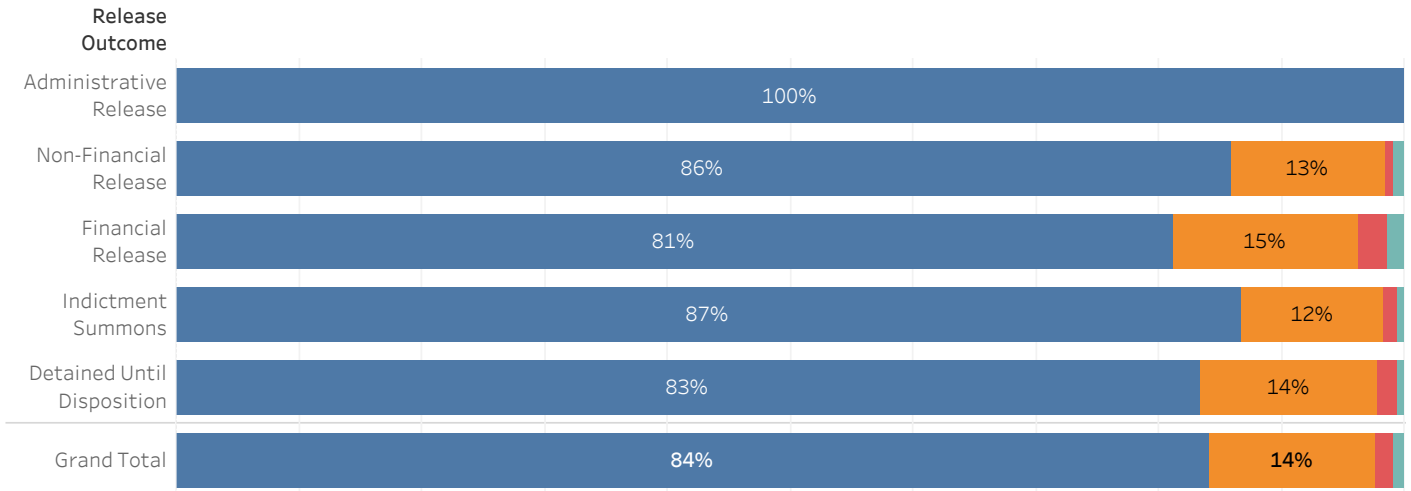


ADMINISTRATIVE OFFICE OF THE COURTS
Research and Statistics

Circuit Court Pretrial Interviews with Custody Ending
CY 2017-2021 SCOTT COUNTY

White Black Hispanic Other/Unknown

Defendant Race Proportions by Release Outcome



Kentucky State Population*



Kentucky State Population*

White	Black	Hispanic	Other/Unknown	Total
3,112,654	297,705	118,427	112,664	3,641,450

Defendant Race Proportions by Release Outcome

		White	Black	Hispanic	Other/Unknown	Grand Total
Administrative Release	Interviews	7				7
	% of Interviews	100%				100%
Non-Financial Release	Interviews	425	62	4	4	495
	% of Interviews	86%	13%	1%	1%	100%
Financial Release	Interviews	286	53	8	5	352
	% of Interviews	81%	15%	2%	1%	100%
Indictment Summons	Interviews	150	20	2	1	173
	% of Interviews	87%	12%	1%	1%	100%
Detained Until Disposition	Interviews	508	87	10	4	609
	% of Interviews	83%	14%	2%	1%	100%
All Pretrial Interviews	Interviews	1,376	222	24	14	1,636
	% of Interviews	84%	14%	1%	1%	100%

* Data is provided from the Pretrial Information Management System

* Counts and percentages are of pretrial interviews.

* A single individual may have one or more pretrial interviews during the reported timeframe.

* 2019 Single-Race Population Estimates for Ages 15 and Older Only on CDC WONDER Online Database. Retrieved from <https://wonder.cdc.gov/wonder/help/single-race.html#Source> on November 3, 2021.

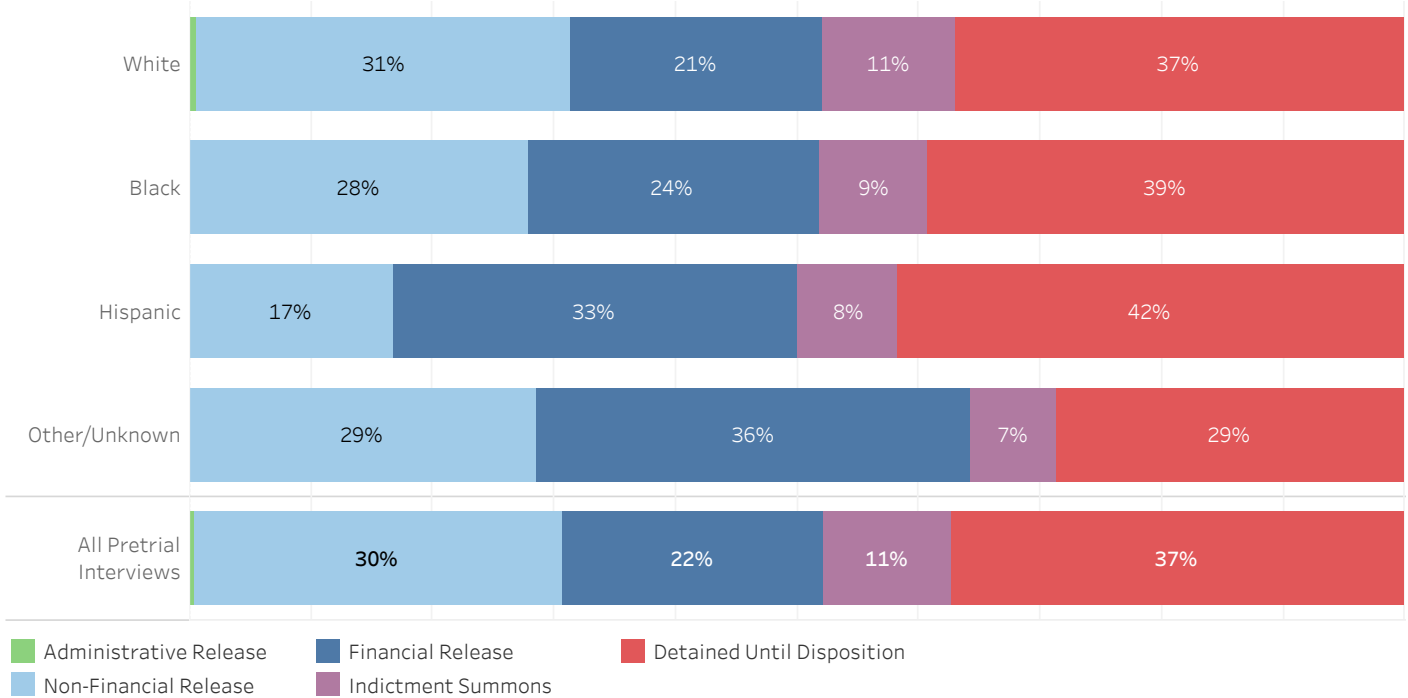


ADMINISTRATIVE OFFICE OF THE COURTS
Research and Statistics

19_PINS8020

Circuit Court Pretrial Interviews with Custody Ending
CY 2017-2021 SCOTT COUNTY

Release Outcome Proportions by Defendant Race



Release Outcome Proportions by Defendant Race

		Administrative Release	Non-Financial Release	Financial Release	Indictment Summons	Detained Until Disposition	All Pretrial Interviews
White	Interviews	7	425	286	150	508	1,376
	% of Interviews	1%	31%	21%	11%	37%	100%
Black	Interviews		62	53	20	87	222
	% of Interviews		28%	24%	9%	39%	100%
Hispanic	Interviews		4	8	2	10	24
	% of Interviews		17%	33%	8%	42%	100%
Other/Unknown	Interviews		4	5	1	4	14
	% of Interviews		29%	36%	7%	29%	100%
All Pretrial Interviews	Interviews	7	495	352	173	609	1,636
	% of Interviews	0%	30%	22%	11%	37%	100%

* Data is provided from the Pretrial Information Management System

* Counts and percentages are of pretrial interviews.

* A single individual may have one or more pretrial interviews during the reported timeframe.

* 2019 Single-Race Population Estimates for Ages 15 and Older Only on CDC WONDER Online Database. Retrieved from <https://wonder.cdc.gov/wonder/help/single-race.html#Source> on November 3, 2021.



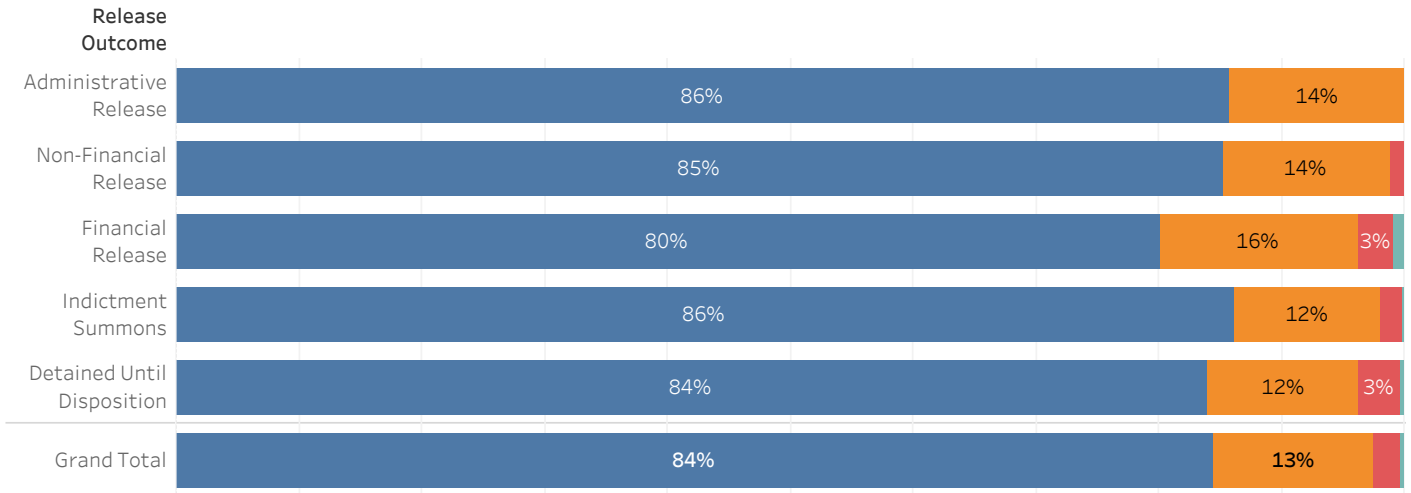
ADMINISTRATIVE OFFICE OF THE COURTS
Research and Statistics

19_PINS8020

Circuit Court Pretrial Interviews with Custody Ending
CY 2017-2021 SHELBY COUNTY

White Black Hispanic Other/Unknown

Defendant Race Proportions by Release Outcome



Kentucky State Population*



Kentucky State Population*

White	Black	Hispanic	Other/Unknown	Total
3,112,654	297,705	118,427	112,664	3,641,450

Defendant Race Proportions by Release Outcome

		White	Black	Hispanic	Other/Unknown	Grand Total
Administrative Release	Interviews	12	2			14
	% of Interviews	86%	14%			100%
Non-Financial Release	Interviews	574	92	8		674
	% of Interviews	85%	14%	1%		100%
Financial Release	Interviews	258	52	9	3	322
	% of Interviews	80%	16%	3%	1%	100%
Indictment Summons	Interviews	488	67	10	1	566
	% of Interviews	86%	12%	2%	0%	100%
Detained Until Disposition	Interviews	542	80	22	2	646
	% of Interviews	84%	12%	3%	0%	100%
All Pretrial Interviews	Interviews	1,874	293	49	6	2,222
	% of Interviews	84%	13%	2%	0%	100%

* Data is provided from the Pretrial Information Management System

* Counts and percentages are of pretrial interviews.

* A single individual may have one or more pretrial interviews during the reported timeframe.

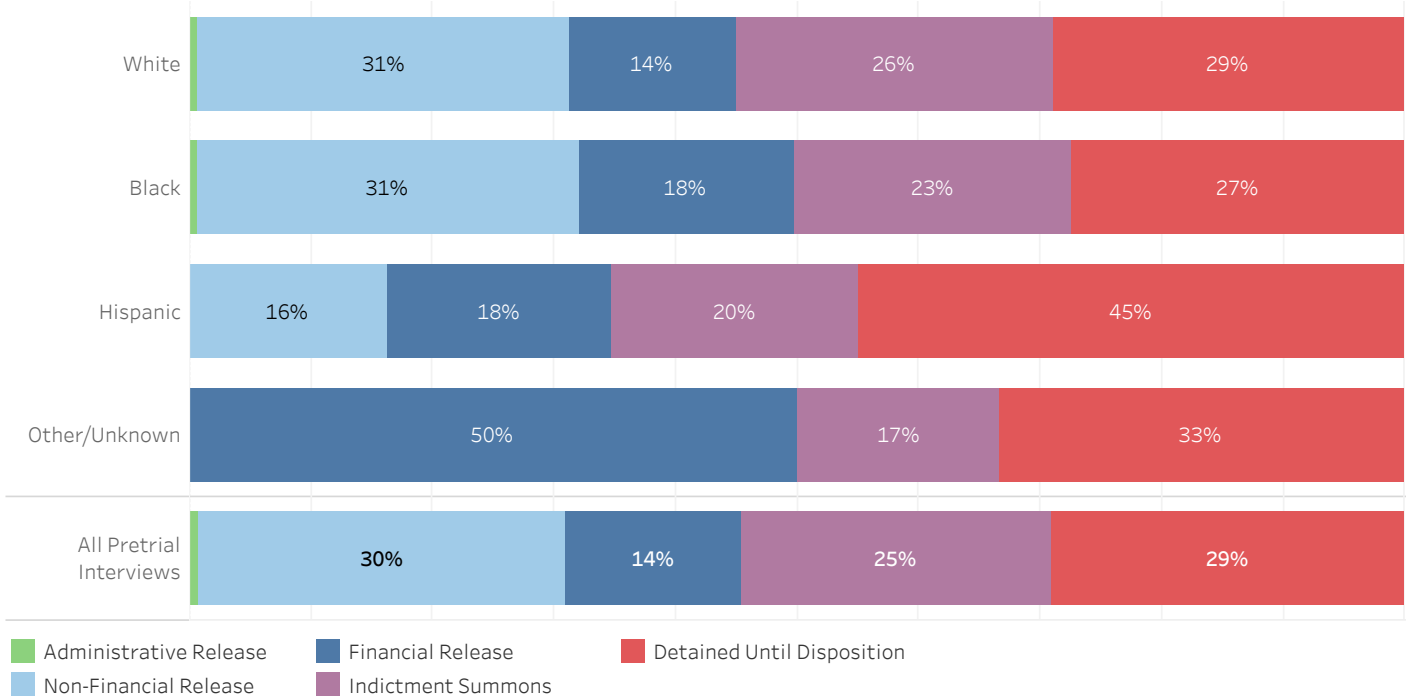
* 2019 Single-Race Population Estimates for Ages 15 and Older Only on CDC WONDER Online Database. Retrieved from <https://wonder.cdc.gov/wonder/help/single-race.html#Source> on November 3, 2021.



ADMINISTRATIVE OFFICE OF THE COURTS
Research and Statistics

Circuit Court Pretrial Interviews with Custody Ending
CY 2017-2021 SHELBY COUNTY

Release Outcome Proportions by Defendant Race



Release Outcome Proportions by Defendant Race

		Administrative Release	Non-Financial Release	Financial Release	Indictment Summons	Detained Until Disposition	All Pretrial Interviews
White	Interviews	12	574	258	488	542	1,874
	% of Interviews	1%	31%	14%	26%	29%	100%
Black	Interviews	2	92	52	67	80	293
	% of Interviews	1%	31%	18%	23%	27%	100%
Hispanic	Interviews		8	9	10	22	49
	% of Interviews		16%	18%	20%	45%	100%
Other/Unknown	Interviews			3	1	2	6
	% of Interviews			50%	17%	33%	100%
All Pretrial Interviews	Interviews	14	674	322	566	646	2,222
	% of Interviews	1%	30%	14%	25%	29%	100%

* Data is provided from the Pretrial Information Management System

* Counts and percentages are of pretrial interviews.

* A single individual may have one or more pretrial interviews during the reported timeframe.

* 2019 Single-Race Population Estimates for Ages 15 and Older Only on CDC WONDER Online Database. Retrieved from <https://wonder.cdc.gov/wonder/help/single-race.html#Source> on November 3, 2021.

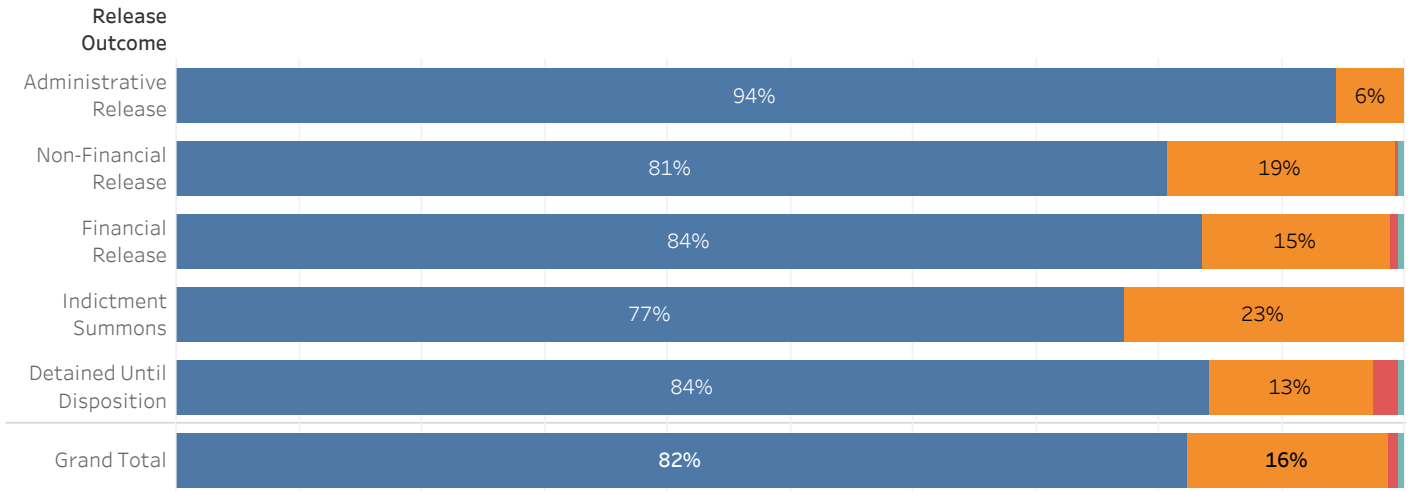


ADMINISTRATIVE OFFICE OF THE COURTS
Research and Statistics

Circuit Court Pretrial Interviews with Custody Ending
CY 2017-2021 SIMPSON COUNTY

White Black Hispanic Other/Unknown

Defendant Race Proportions by Release Outcome



Kentucky State Population*



Kentucky State Population*

White	Black	Hispanic	Other/Unknown	Total
3,112,654	297,705	118,427	112,664	3,641,450

Defendant Race Proportions by Release Outcome

		White	Black	Hispanic	Other/Unknown	Grand Total
Administrative Release	Interviews	17	1			18
	% of Interviews	94%	6%			100%
Non-Financial Release	Interviews	346	80	1	2	429
	% of Interviews	81%	19%	0%	0%	100%
Financial Release	Interviews	209	38	2	1	250
	% of Interviews	84%	15%	1%	0%	100%
Indictment Summons	Interviews	34	10			44
	% of Interviews	77%	23%			100%
Detained Until Disposition	Interviews	196	31	5	1	233
	% of Interviews	84%	13%	2%	0%	100%
All Pretrial Interviews	Interviews	802	160	8	4	974
	% of Interviews	82%	16%	1%	0%	100%

* Data is provided from the Pretrial Information Management System

* Counts and percentages are of pretrial interviews.

* A single individual may have one or more pretrial interviews during the reported timeframe.

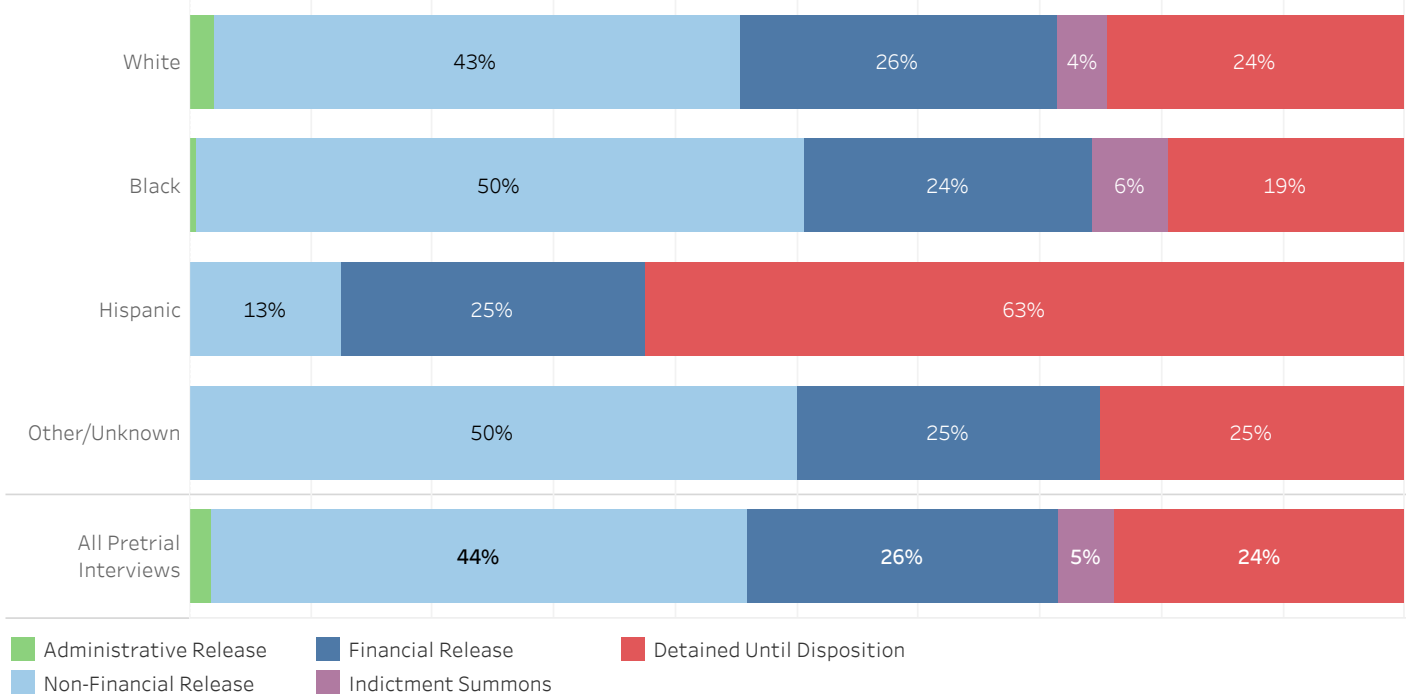
* 2019 Single-Race Population Estimates for Ages 15 and Older Only on CDC WONDER Online Database. Retrieved from <https://wonder.cdc.gov/wonder/help/single-race.html#Source> on November 3, 2021.



ADMINISTRATIVE OFFICE OF THE COURTS
Research and Statistics

Circuit Court Pretrial Interviews with Custody Ending
CY 2017-2021 SIMPSON COUNTY

Release Outcome Proportions by Defendant Race



Release Outcome Proportions by Defendant Race

		Administrative Release	Non-Financial Release	Financial Release	Indictment Summons	Detained Until Disposition	All Pretrial Interviews
White	Interviews	17	346	209	34	196	802
	% of Interviews	2%	43%	26%	4%	24%	100%
Black	Interviews	1	80	38	10	31	160
	% of Interviews	1%	50%	24%	6%	19%	100%
Hispanic	Interviews		1	2		5	8
	% of Interviews		13%	25%		63%	100%
Other/Unknown	Interviews		2	1		1	4
	% of Interviews		50%	25%		25%	100%
All Pretrial Interviews	Interviews	18	429	250	44	233	974
	% of Interviews	2%	44%	26%	5%	24%	100%

* Data is provided from the Pretrial Information Management System

* Counts and percentages are of pretrial interviews.

* A single individual may have one or more pretrial interviews during the reported timeframe.

* 2019 Single-Race Population Estimates for Ages 15 and Older Only on CDC WONDER Online Database. Retrieved from <https://wonder.cdc.gov/wonder/help/single-race.html#Source> on November 3, 2021.



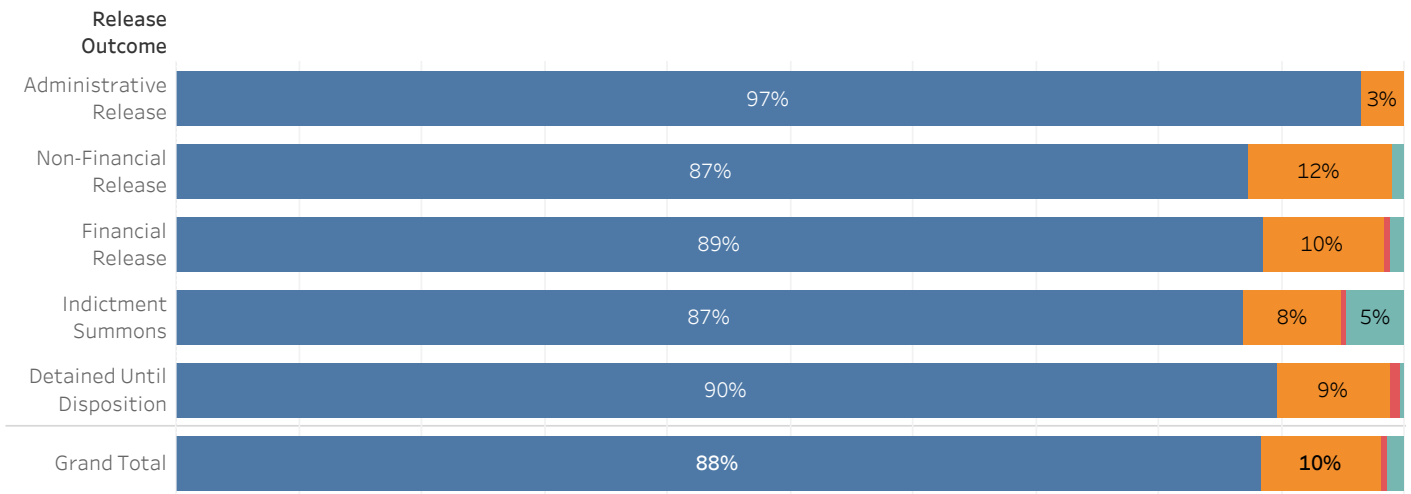
ADMINISTRATIVE OFFICE OF THE COURTS
Research and Statistics

19_PINS8020

Circuit Court Pretrial Interviews with Custody Ending
CY 2017-2021 TAYLOR COUNTY

White Black Hispanic Other/Unknown

Defendant Race Proportions by Release Outcome



Kentucky State Population*



Kentucky State Population*

White	Black	Hispanic	Other/Unknown	Total
3,112,654	297,705	118,427	112,664	3,641,450

Defendant Race Proportions by Release Outcome

		White	Black	Hispanic	Other/Unknown	Grand Total
Administrative Release	Interviews	28	1			29
	% of Interviews	97%	3%			100%
Non-Financial Release	Interviews	513	69		6	588
	% of Interviews	87%	12%		1%	100%
Financial Release	Interviews	302	33	2	4	341
	% of Interviews	89%	10%	1%	1%	100%
Indictment Summons	Interviews	290	27	1	16	334
	% of Interviews	87%	8%	0%	5%	100%
Detained Until Disposition	Interviews	610	63	6	2	681
	% of Interviews	90%	9%	1%	0%	100%
All Pretrial Interviews	Interviews	1,743	193	9	28	1,973
	% of Interviews	88%	10%	0%	1%	100%

* Data is provided from the Pretrial Information Management System

* Counts and percentages are of pretrial interviews.

* A single individual may have one or more pretrial interviews during the reported timeframe.

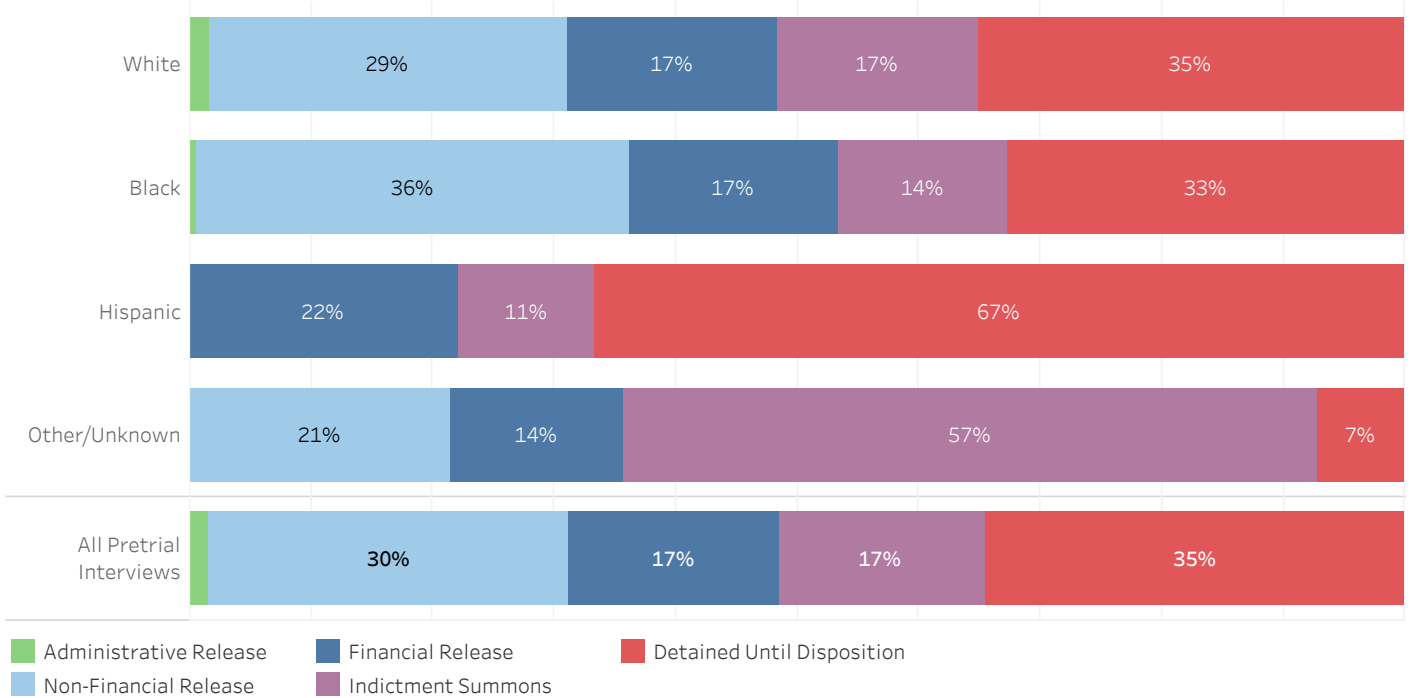
* 2019 Single-Race Population Estimates for Ages 15 and Older Only on CDC WONDER Online Database. Retrieved from <https://wonder.cdc.gov/wonder/help/single-race.html#Source> on November 3, 2021.



ADMINISTRATIVE OFFICE OF THE COURTS
Research and Statistics

Circuit Court Pretrial Interviews with Custody Ending
CY 2017-2021 TAYLOR COUNTY

Release Outcome Proportions by Defendant Race



Release Outcome Proportions by Defendant Race

		Administrative Release	Non-Financial Release	Financial Release	Indictment Summons	Detained Until Disposition	All Pretrial Interviews
White	Interviews	28	513	302	290	610	1,743
	% of Interviews	2%	29%	17%	17%	35%	100%
Black	Interviews	1	69	33	27	63	193
	% of Interviews	1%	36%	17%	14%	33%	100%
Hispanic	Interviews			2	1	6	9
	% of Interviews			22%	11%	67%	100%
Other/Unknown	Interviews		6	4	16	2	28
	% of Interviews		21%	14%	57%	7%	100%
All Pretrial Interviews	Interviews	29	588	341	334	681	1,973
	% of Interviews	1%	30%	17%	17%	35%	100%

* Data is provided from the Pretrial Information Management System

* Counts and percentages are of pretrial interviews.

* A single individual may have one or more pretrial interviews during the reported timeframe.

* 2019 Single-Race Population Estimates for Ages 15 and Older Only on CDC WONDER Online Database. Retrieved from <https://wonder.cdc.gov/wonder/help/single-race.html#Source> on November 3, 2021.

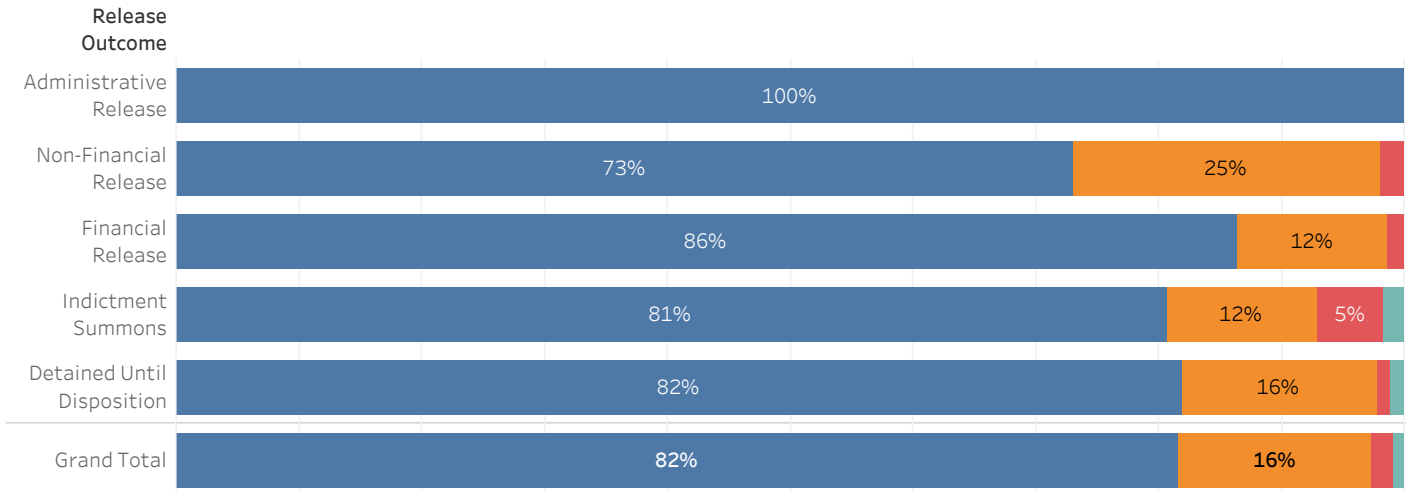


ADMINISTRATIVE OFFICE OF THE COURTS
Research and Statistics

Circuit Court Pretrial Interviews with Custody Ending
CY 2017-2021 TODD COUNTY

White Black Hispanic Other/Unknown

Defendant Race Proportions by Release Outcome



Kentucky State Population*



Kentucky State Population*

White	Black	Hispanic	Other/Unknown	Total
3,112,654	297,705	118,427	112,664	3,641,450

Defendant Race Proportions by Release Outcome

		White	Black	Hispanic	Other/Unknown	Grand Total
Administrative Release	Interviews	4				4
	% of Interviews	100%				100%
Non-Financial Release	Interviews	38	13	1		52
	% of Interviews	73%	25%	2%		100%
Financial Release	Interviews	64	9	1		74
	% of Interviews	86%	12%	1%		100%
Indictment Summons	Interviews	46	7	3	1	57
	% of Interviews	81%	12%	5%	2%	100%
Detained Until Disposition	Interviews	217	42	3	3	265
	% of Interviews	82%	16%	1%	1%	100%
All Pretrial Interviews	Interviews	369	71	8	4	452
	% of Interviews	82%	16%	2%	1%	100%

* Data is provided from the Pretrial Information Management System

* Counts and percentages are of pretrial interviews.

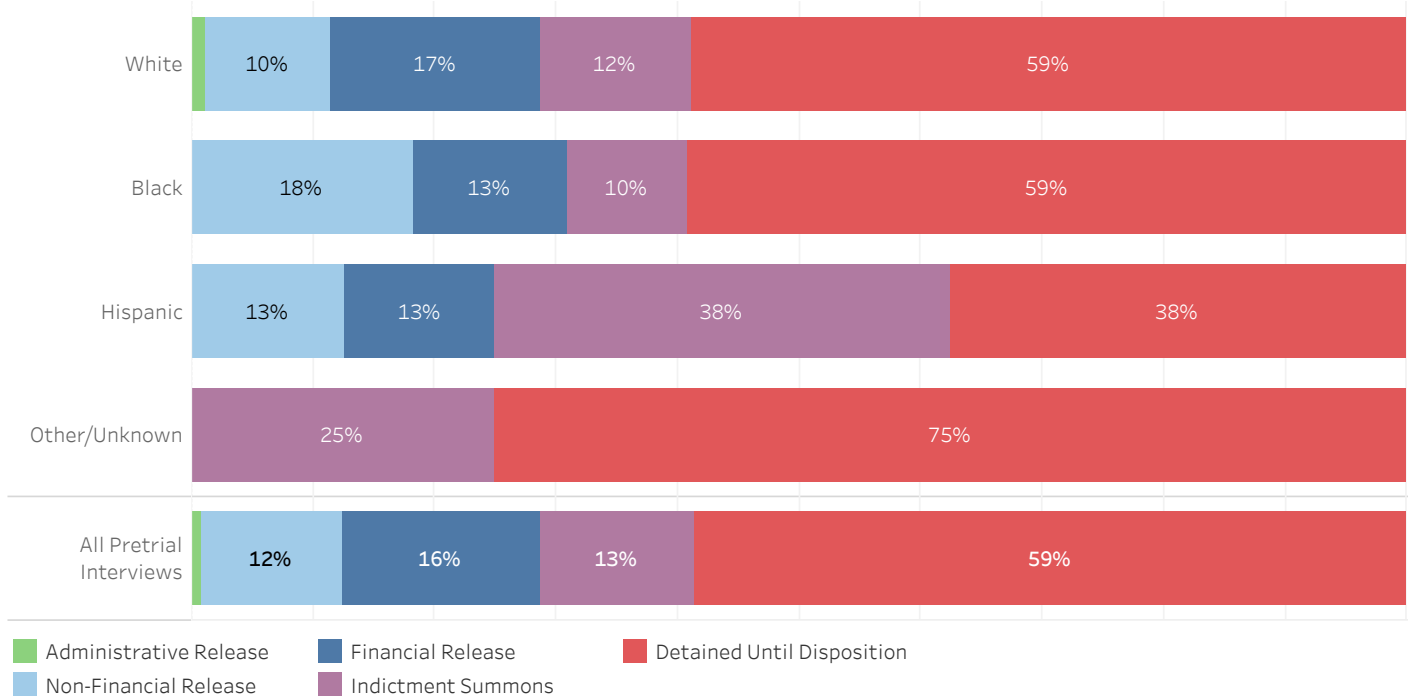
* A single individual may have one or more pretrial interviews during the reported timeframe.

* 2019 Single-Race Population Estimates for Ages 15 and Older Only on CDC WONDER Online Database. Retrieved from <https://wonder.cdc.gov/wonder/help/single-race.html#Source> on November 3, 2021.



**Circuit Court Pretrial Interviews with Custody Ending
CY 2017-2021 TODD COUNTY**

Release Outcome Proportions by Defendant Race



Release Outcome Proportions by Defendant Race

		Administrative Release	Non-Financial Release	Financial Release	Indictment Summons	Detained Until Disposition	All Pretrial Interviews
White	Interviews	4	38	64	46	217	369
	% of Interviews	1%	10%	17%	12%	59%	100%
Black	Interviews		13	9	7	42	71
	% of Interviews		18%	13%	10%	59%	100%
Hispanic	Interviews		1	1	3	3	8
	% of Interviews		13%	13%	38%	38%	100%
Other/Unknown	Interviews				1	3	4
	% of Interviews				25%	75%	100%
All Pretrial Interviews	Interviews	4	52	74	57	265	452
	% of Interviews	1%	12%	16%	13%	59%	100%

* Data is provided from the Pretrial Information Management System

* Counts and percentages are of pretrial interviews.

* A single individual may have one or more pretrial interviews during the reported timeframe.

* 2019 Single-Race Population Estimates for Ages 15 and Older Only on CDC WONDER Online Database. Retrieved from <https://wonder.cdc.gov/wonder/help/single-race.html#Source> on November 3, 2021.

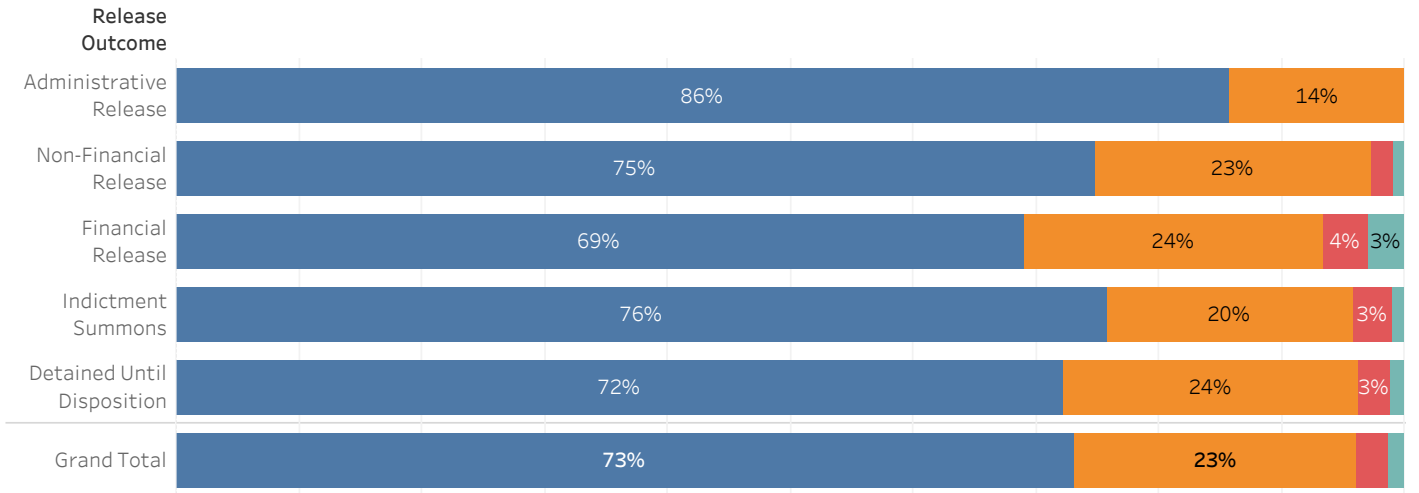


ADMINISTRATIVE OFFICE OF THE COURTS
Research and Statistics

Circuit Court Pretrial Interviews with Custody Ending
CY 2017-2021 WARREN COUNTY

White Black Hispanic Other/Unknown

Defendant Race Proportions by Release Outcome



Kentucky State Population*



Kentucky State Population*

White	Black	Hispanic	Other/Unknown	Total
3,112,654	297,705	118,427	112,664	3,641,450

Defendant Race Proportions by Release Outcome

		White	Black	Hispanic	Other/Unknown	Grand Total
Administrative Release	Interviews	42	7			49
	% of Interviews	86%	14%			100%
Non-Financial Release	Interviews	1,124	338	26	14	1,502
	% of Interviews	75%	23%	2%	1%	100%
Financial Release	Interviews	476	167	26	20	689
	% of Interviews	69%	24%	4%	3%	100%
Indictment Summons	Interviews	217	57	9	3	286
	% of Interviews	76%	20%	3%	1%	100%
Detained Until Disposition	Interviews	1,206	401	44	19	1,670
	% of Interviews	72%	24%	3%	1%	100%
All Pretrial Interviews	Interviews	3,065	970	105	56	4,196
	% of Interviews	73%	23%	3%	1%	100%

* Data is provided from the Pretrial Information Management System

* Counts and percentages are of pretrial interviews.

* A single individual may have one or more pretrial interviews during the reported timeframe.

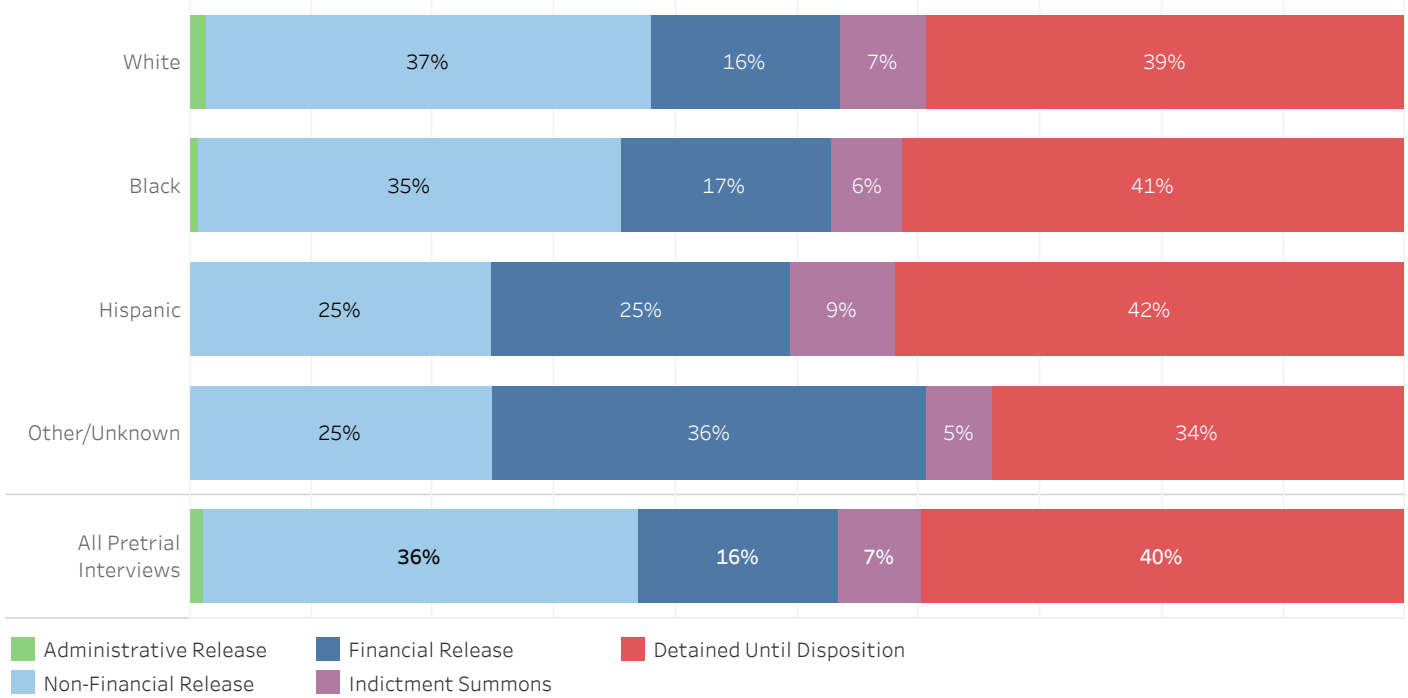
* 2019 Single-Race Population Estimates for Ages 15 and Older Only on CDC WONDER Online Database. Retrieved from <https://wonder.cdc.gov/wonder/help/single-race.html#Source> on November 3, 2021.



ADMINISTRATIVE OFFICE OF THE COURTS
Research and Statistics

Circuit Court Pretrial Interviews with Custody Ending
CY 2017-2021 WARREN COUNTY

Release Outcome Proportions by Defendant Race



Release Outcome Proportions by Defendant Race

		Administrative Release	Non-Financial Release	Financial Release	Indictment Summons	Detained Until Disposition	All Pretrial Interviews
White	Interviews	42	1,124	476	217	1,206	3,065
	% of Interviews	1%	37%	16%	7%	39%	100%
Black	Interviews	7	338	167	57	401	970
	% of Interviews	1%	35%	17%	6%	41%	100%
Hispanic	Interviews		26	26	9	44	105
	% of Interviews		25%	25%	9%	42%	100%
Other/Unknown	Interviews		14	20	3	19	56
	% of Interviews		25%	36%	5%	34%	100%
All Pretrial Interviews	Interviews	49	1,502	689	286	1,670	4,196
	% of Interviews	1%	36%	16%	7%	40%	100%

* Data is provided from the Pretrial Information Management System

* Counts and percentages are of pretrial interviews.

* A single individual may have one or more pretrial interviews during the reported timeframe.

* 2019 Single-Race Population Estimates for Ages 15 and Older Only on CDC WONDER Online Database. Retrieved from <https://wonder.cdc.gov/wonder/help/single-race.html#Source> on November 3, 2021.

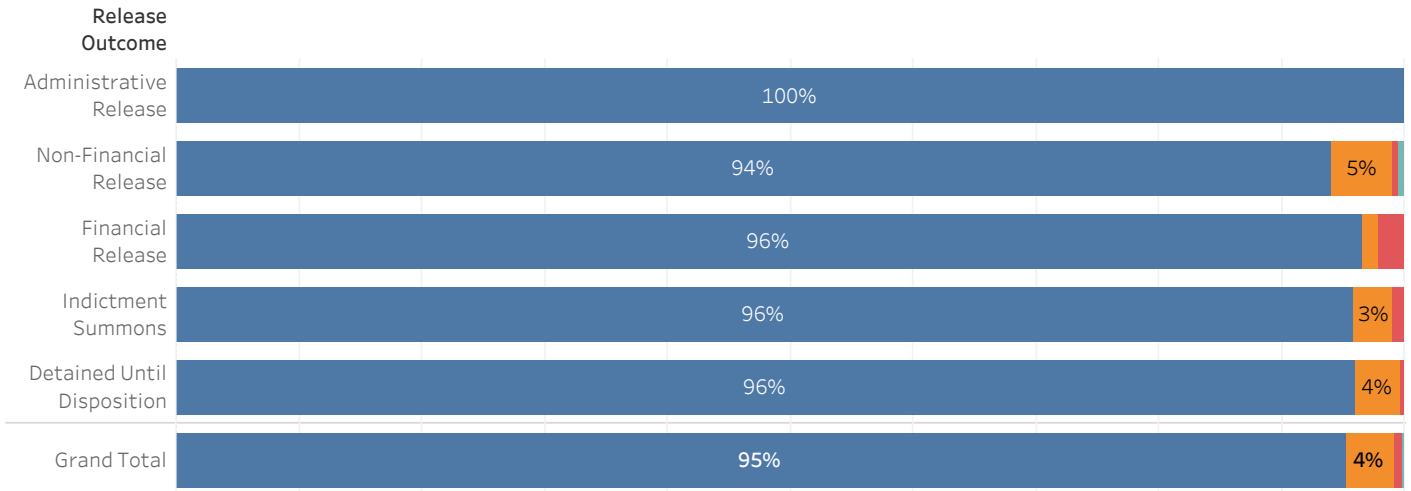


ADMINISTRATIVE OFFICE OF THE COURTS
Research and Statistics

Circuit Court Pretrial Interviews with Custody Ending
CY 2017-2021 WAYNE COUNTY

White Black Hispanic Other/Unknown

Defendant Race Proportions by Release Outcome



Kentucky State Population*



Kentucky State Population*

White	Black	Hispanic	Other/Unknown	Total
3,112,654	297,705	118,427	112,664	3,641,450

Defendant Race Proportions by Release Outcome

		White	Black	Hispanic	Other/Unknown	Grand Total
Administrative Release	Interviews	33				33
	% of Interviews	100%				100%
Non-Financial Release	Interviews	455	24	3	2	484
	% of Interviews	94%	5%	1%	0%	100%
Financial Release	Interviews	136	2	3		141
	% of Interviews	96%	1%	2%		100%
Indictment Summons	Interviews	205	7	2		214
	% of Interviews	96%	3%	1%		100%
Detained Until Disposition	Interviews	308	12	1		321
	% of Interviews	96%	4%	0%		100%
All Pretrial Interviews	Interviews	1,137	45	9	2	1,193
	% of Interviews	95%	4%	1%	0%	100%

* Data is provided from the Pretrial Information Management System

* Counts and percentages are of pretrial interviews.

* A single individual may have one or more pretrial interviews during the reported timeframe.

* 2019 Single-Race Population Estimates for Ages 15 and Older Only on CDC WONDER Online Database. Retrieved from <https://wonder.cdc.gov/wonder/help/single-race.html#Source> on November 3, 2021.

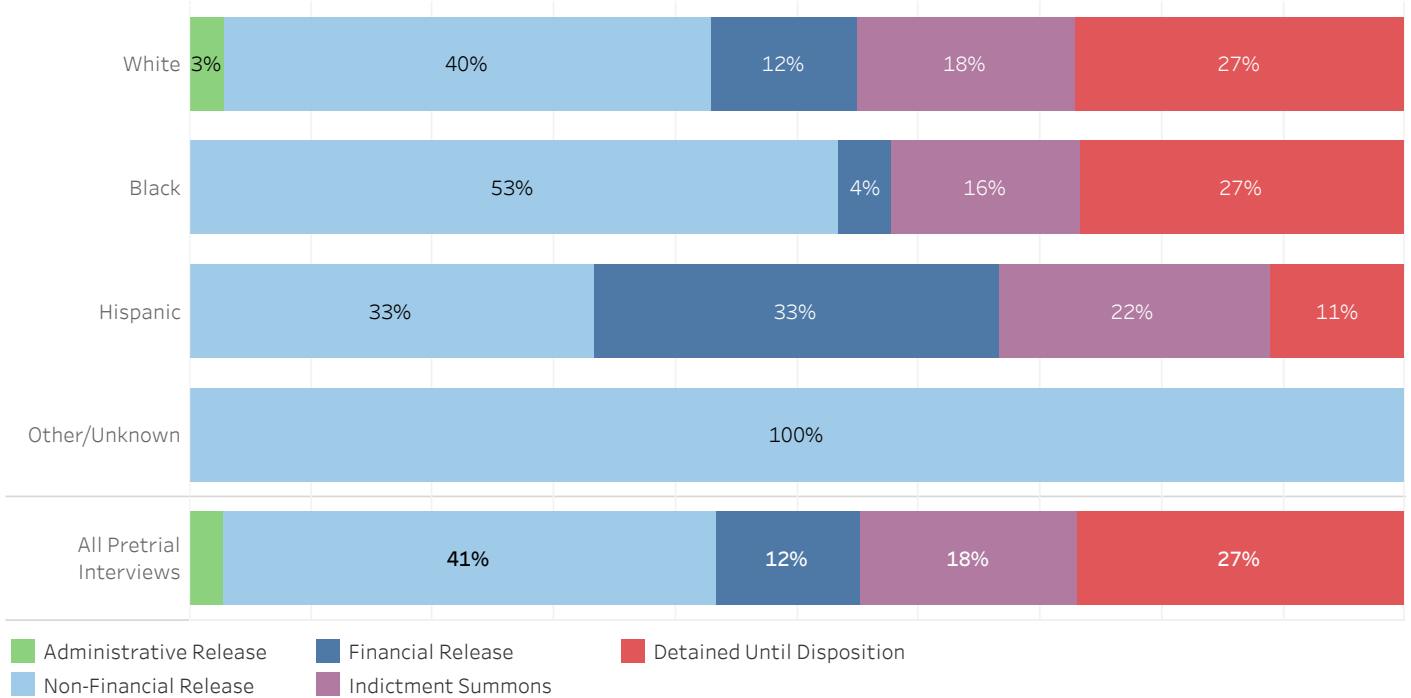


ADMINISTRATIVE OFFICE OF THE COURTS
Research and Statistics

19_PINS8020

Circuit Court Pretrial Interviews with Custody Ending
CY 2017-2021 WAYNE COUNTY

Release Outcome Proportions by Defendant Race



Release Outcome Proportions by Defendant Race

		Administrative Release	Non-Financial Release	Financial Release	Indictment Summons	Detained Until Disposition	All Pretrial Interviews
White	Interviews	33	455	136	205	308	1,137
	% of Interviews	3%	40%	12%	18%	27%	100%
Black	Interviews		24	2	7	12	45
	% of Interviews		53%	4%	16%	27%	100%
Hispanic	Interviews		3	3	2	1	9
	% of Interviews		33%	33%	22%	11%	100%
Other/Unknown	Interviews		2				2
	% of Interviews		100%				100%
All Pretrial Interviews	Interviews	33	484	141	214	321	1,193
	% of Interviews	3%	41%	12%	18%	27%	100%

* Data is provided from the Pretrial Information Management System

* Counts and percentages are of pretrial interviews.

* A single individual may have one or more pretrial interviews during the reported timeframe.

* 2019 Single-Race Population Estimates for Ages 15 and Older Only on CDC WONDER Online Database. Retrieved from <https://wonder.cdc.gov/wonder/help/single-race.html#Source> on November 3, 2021.

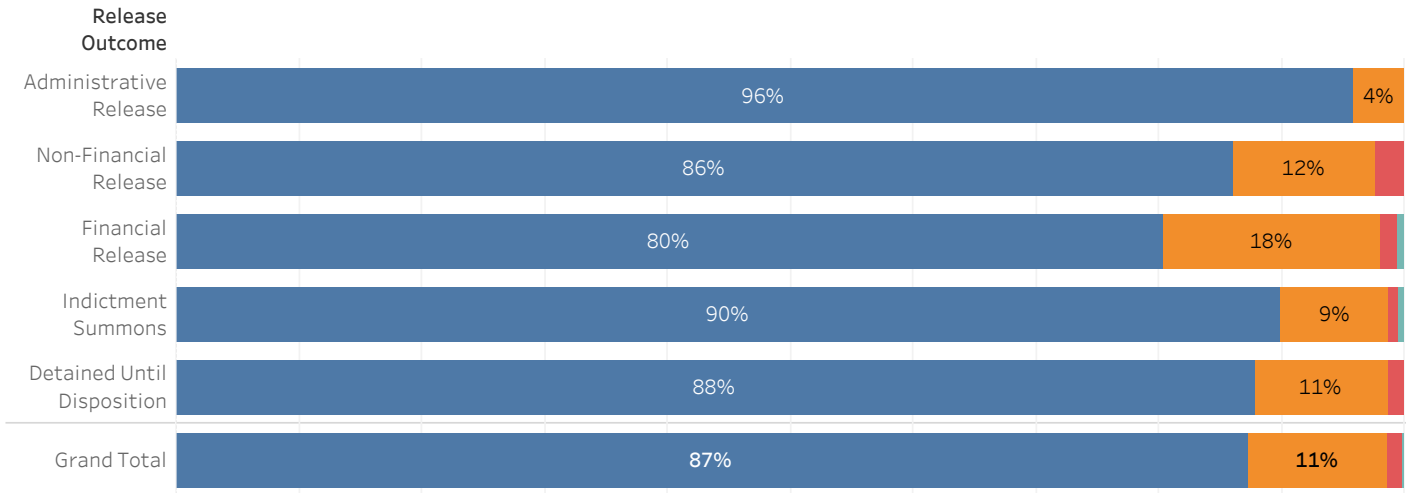


ADMINISTRATIVE OFFICE OF THE COURTS
Research and Statistics

Circuit Court Pretrial Interviews with Custody Ending
CY 2017-2021 WEBSTER COUNTY

White Black Hispanic Other/Unknown

Defendant Race Proportions by Release Outcome



Kentucky State Population*



Kentucky State Population*

White	Black	Hispanic	Other/Unknown	Total
3,112,654	297,705	118,427	112,664	3,641,450

Defendant Race Proportions by Release Outcome

		White	Black	Hispanic	Other/Unknown	Grand Total
Administrative Release	Interviews	23	1			24
	% of Interviews	96%	4%			100%
Non-Financial Release	Interviews	37	5	1		43
	% of Interviews	86%	12%	2%		100%
Financial Release	Interviews	123	27	2	1	153
	% of Interviews	80%	18%	1%	1%	100%
Indictment Summons	Interviews	215	21	2	1	239
	% of Interviews	90%	9%	1%	0%	100%
Detained Until Disposition	Interviews	326	40	5		371
	% of Interviews	88%	11%	1%		100%
All Pretrial Interviews	Interviews	724	94	10	2	830
	% of Interviews	87%	11%	1%	0%	100%

* Data is provided from the Pretrial Information Management System

* Counts and percentages are of pretrial interviews.

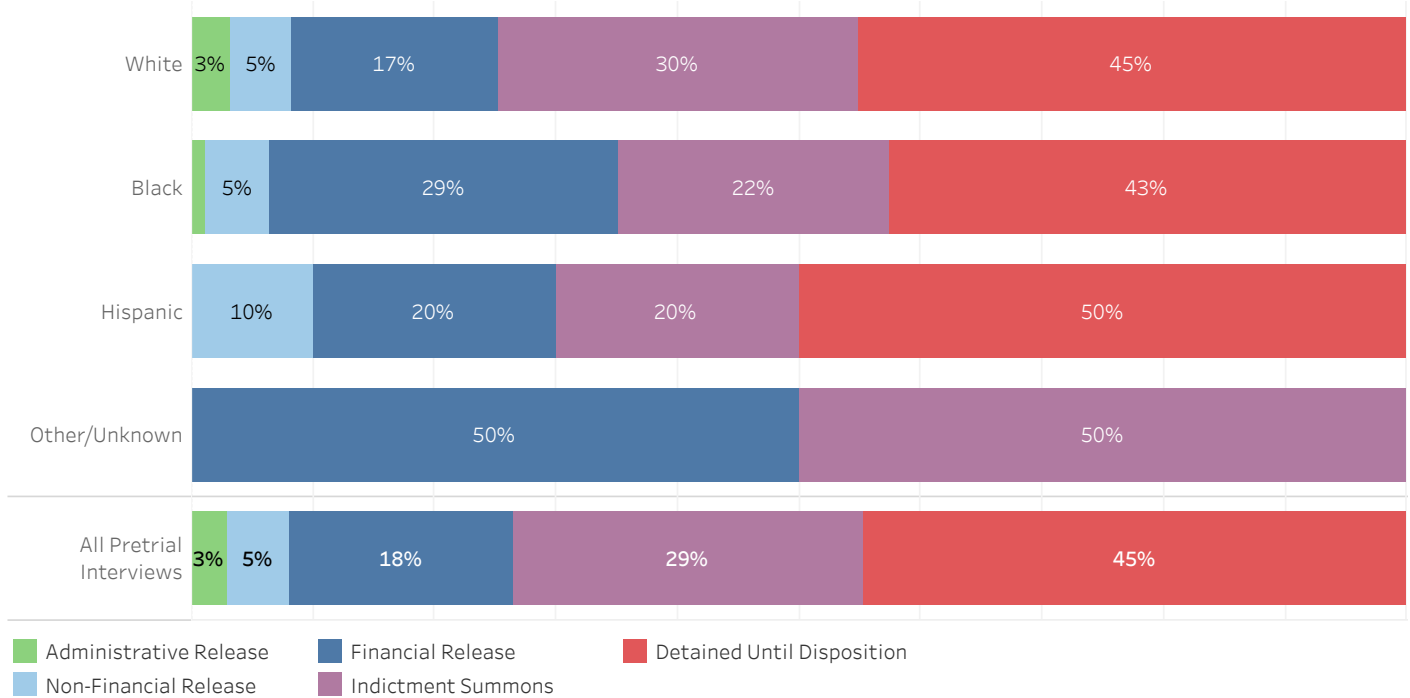
* A single individual may have one or more pretrial interviews during the reported timeframe.

* 2019 Single-Race Population Estimates for Ages 15 and Older Only on CDC WONDER Online Database. Retrieved from <https://wonder.cdc.gov/wonder/help/single-race.html#Source> on November 3, 2021.



**Circuit Court Pretrial Interviews with Custody Ending
CY 2017-2021 WEBSTER COUNTY**

Release Outcome Proportions by Defendant Race



Release Outcome Proportions by Defendant Race

		Administrative Release	Non-Financial Release	Financial Release	Indictment Summons	Detained Until Disposition	All Pretrial Interviews
White	Interviews	23	37	123	215	326	724
	% of Interviews	3%	5%	17%	30%	45%	100%
Black	Interviews	1	5	27	21	40	94
	% of Interviews	1%	5%	29%	22%	43%	100%
Hispanic	Interviews	0	1	2	2	5	10
	% of Interviews	0%	10%	20%	20%	50%	100%
Other/Unknown	Interviews	0	0	1	1	0	2
	% of Interviews	0%	0%	50%	50%	0%	100%
All Pretrial Interviews	Interviews	24	43	153	239	371	830
	% of Interviews	3%	5%	18%	29%	45%	100%

* Data is provided from the Pretrial Information Management System

* Counts and percentages are of pretrial interviews.

* A single individual may have one or more pretrial interviews during the reported timeframe.

* 2019 Single-Race Population Estimates for Ages 15 and Older Only on CDC WONDER Online Database. Retrieved from <https://wonder.cdc.gov/wonder/help/single-race.html#Source> on November 3, 2021.

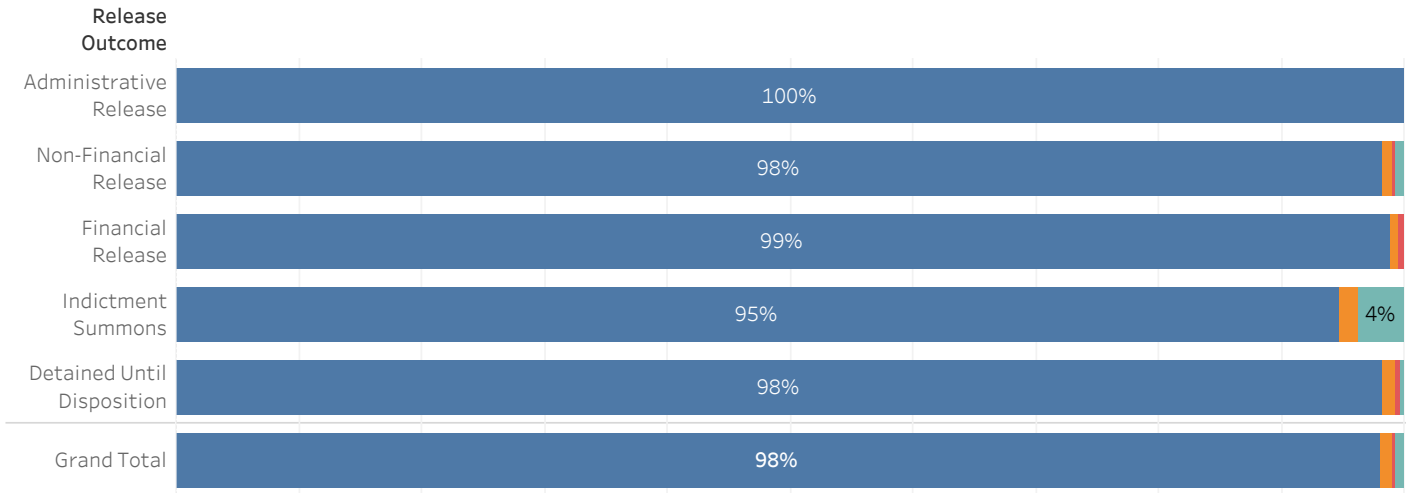


ADMINISTRATIVE OFFICE OF THE COURTS
Research and Statistics

Circuit Court Pretrial Interviews with Custody Ending
CY 2017-2021 WHITLEY COUNTY

White Black Hispanic Other/Unknown

Defendant Race Proportions by Release Outcome



Kentucky State Population*



Kentucky State Population*

White	Black	Hispanic	Other/Unknown	Total
3,112,654	297,705	118,427	112,664	3,641,450

Defendant Race Proportions by Release Outcome

		White	Black	Hispanic	Other/Unknown	Grand Total
Administrative Release	Interviews	44				44
	% of Interviews	100%				100%
Non-Financial Release	Interviews	374	3	1	3	381
	% of Interviews	98%	1%	0%	1%	100%
Financial Release	Interviews	251	2	1		254
	% of Interviews	99%	1%	0%		100%
Indictment Summons	Interviews	127	2		5	134
	% of Interviews	95%	1%		4%	100%
Detained Until Disposition	Interviews	531	6	2	2	541
	% of Interviews	98%	1%	0%	0%	100%
All Pretrial Interviews	Interviews	1,327	13	4	10	1,354
	% of Interviews	98%	1%	0%	1%	100%

* Data is provided from the Pretrial Information Management System

* Counts and percentages are of pretrial interviews.

* A single individual may have one or more pretrial interviews during the reported timeframe.

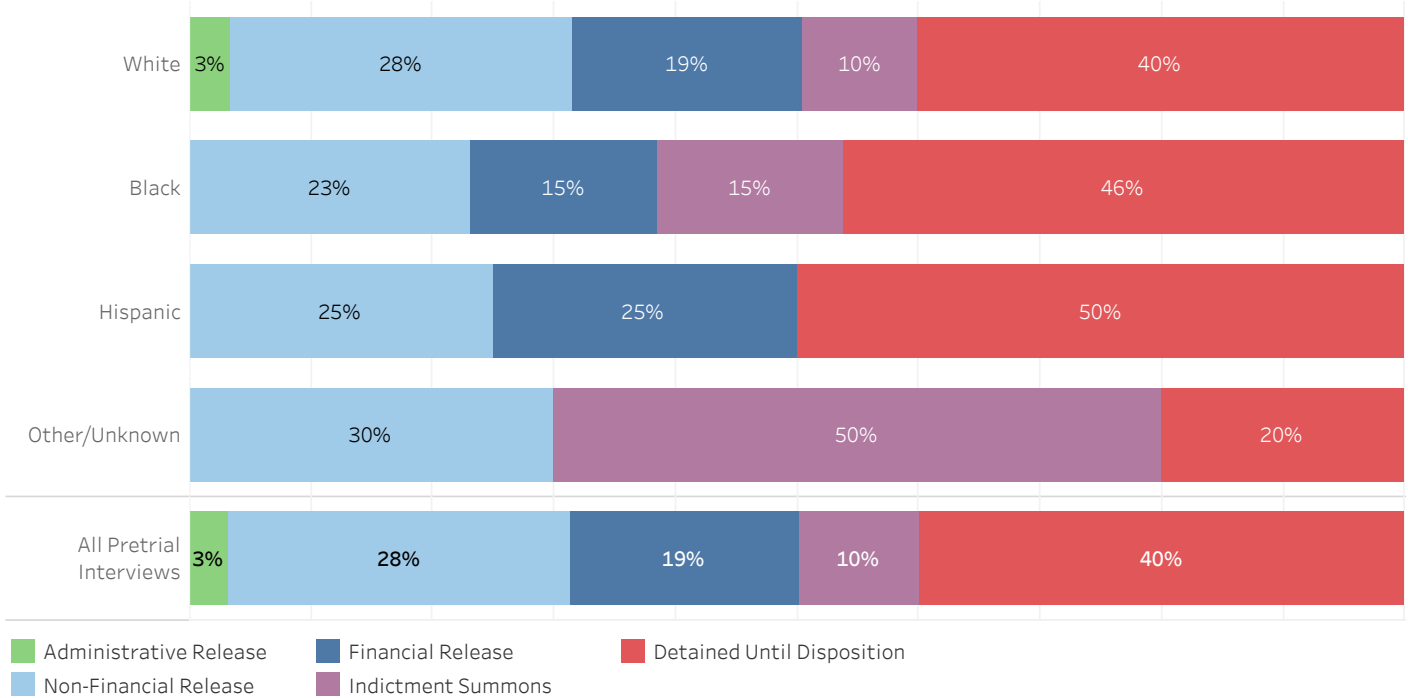
* 2019 Single-Race Population Estimates for Ages 15 and Older Only on CDC WONDER Online Database. Retrieved from <https://wonder.cdc.gov/wonder/help/single-race.html#Source> on November 3, 2021.



ADMINISTRATIVE OFFICE OF THE COURTS
Research and Statistics

Circuit Court Pretrial Interviews with Custody Ending
CY 2017-2021 WHITLEY COUNTY

Release Outcome Proportions by Defendant Race



Release Outcome Proportions by Defendant Race

		Administrative Release	Non-Financial Release	Financial Release	Indictment Summons	Detained Until Disposition	All Pretrial Interviews
White	Interviews	44	374	251	127	531	1,327
	% of Interviews	3%	28%	19%	10%	40%	100%
Black	Interviews		3	2	2	6	13
	% of Interviews		23%	15%	15%	46%	100%
Hispanic	Interviews		1	1		2	4
	% of Interviews		25%	25%		50%	100%
Other/Unknown	Interviews		3		5	2	10
	% of Interviews		30%		50%	20%	100%
All Pretrial Interviews	Interviews	44	381	254	134	541	1,354
	% of Interviews	3%	28%	19%	10%	40%	100%

* Data is provided from the Pretrial Information Management System

* Counts and percentages are of pretrial interviews.

* A single individual may have one or more pretrial interviews during the reported timeframe.

* 2019 Single-Race Population Estimates for Ages 15 and Older Only on CDC WONDER Online Database. Retrieved from <https://wonder.cdc.gov/wonder/help/single-race.html#Source> on November 3, 2021.

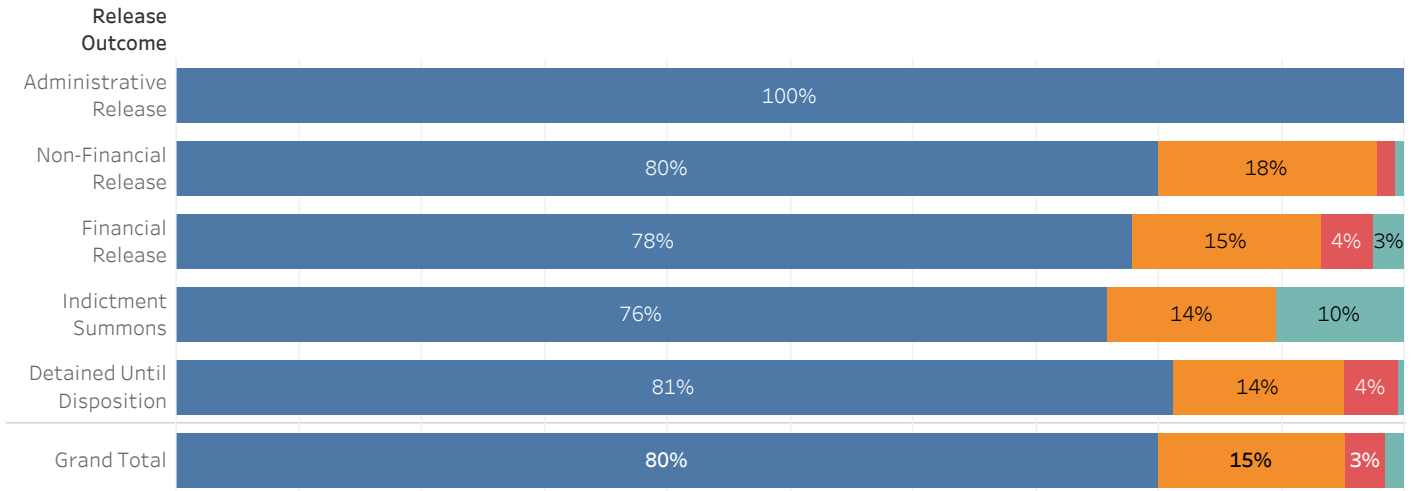


ADMINISTRATIVE OFFICE OF THE COURTS
Research and Statistics

Circuit Court Pretrial Interviews with Custody Ending
CY 2017-2021 WOODFORD COUNTY

White Black Hispanic Other/Unknown

Defendant Race Proportions by Release Outcome



Kentucky State Population*



Kentucky State Population*

White	Black	Hispanic	Other/Unknown	Total
3,112,654	297,705	118,427	112,664	3,641,450

Defendant Race Proportions by Release Outcome

		White	Black	Hispanic	Other/Unknown	Grand Total
Administrative Release	Interviews	3				3
	% of Interviews	100%				100%
Non-Financial Release	Interviews	108	24	2	1	135
	% of Interviews	80%	18%	1%	1%	100%
Financial Release	Interviews	92	18	5	3	118
	% of Interviews	78%	15%	4%	3%	100%
Indictment Summons	Interviews	22	4		3	29
	% of Interviews	76%	14%		10%	100%
Detained Until Disposition	Interviews	169	29	9	1	208
	% of Interviews	81%	14%	4%	0%	100%
All Pretrial Interviews	Interviews	394	75	16	8	493
	% of Interviews	80%	15%	3%	2%	100%

* Data is provided from the Pretrial Information Management System

* Counts and percentages are of pretrial interviews.

* A single individual may have one or more pretrial interviews during the reported timeframe.

* 2019 Single-Race Population Estimates for Ages 15 and Older Only on CDC WONDER Online Database. Retrieved from <https://wonder.cdc.gov/wonder/help/single-race.html#Source> on November 3, 2021.

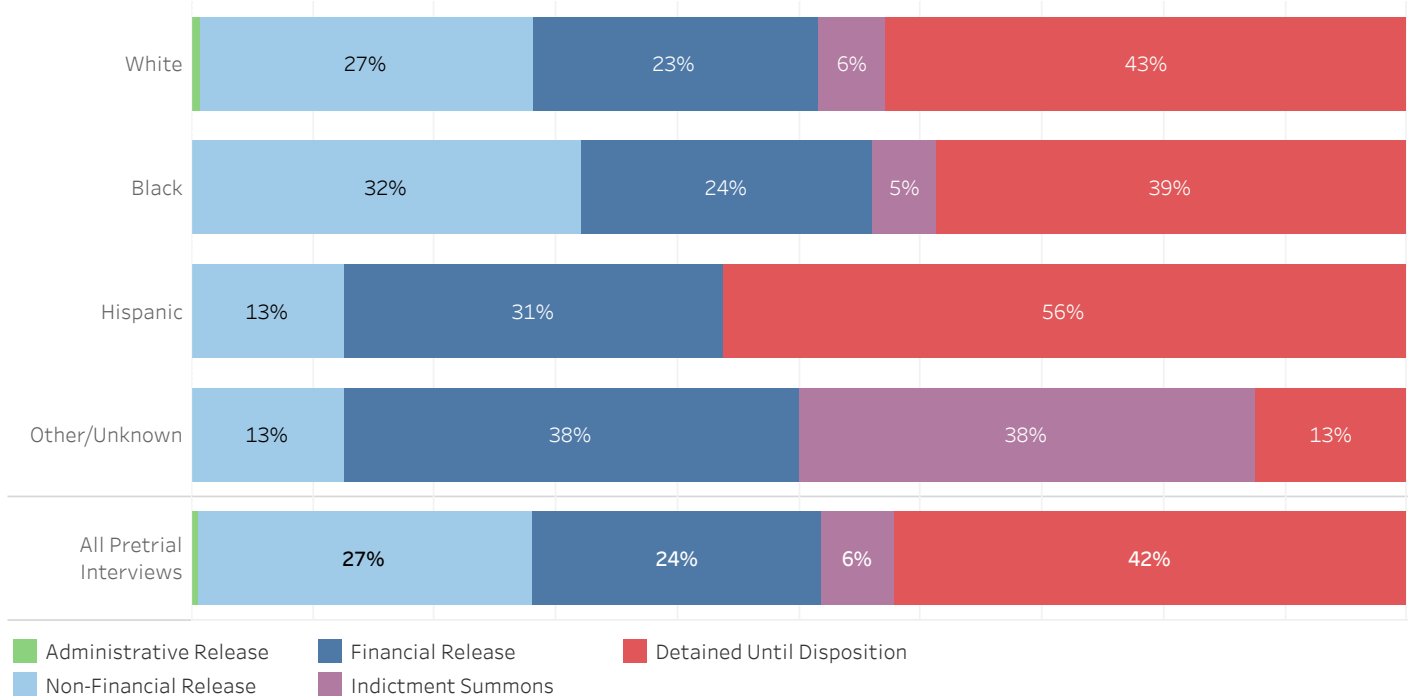


ADMINISTRATIVE OFFICE OF THE COURTS
Research and Statistics

19_PINS8020

Circuit Court Pretrial Interviews with Custody Ending
CY 2017-2021 WOODFORD COUNTY

Release Outcome Proportions by Defendant Race



Release Outcome Proportions by Defendant Race

		Administrative Release	Non-Financial Release	Financial Release	Indictment Summons	Detained Until Disposition	All Pretrial Interviews
White	Interviews	3	108	92	22	169	394
	% of Interviews	1%	27%	23%	6%	43%	100%
Black	Interviews		24	18	4	29	75
	% of Interviews		32%	24%	5%	39%	100%
Hispanic	Interviews		2	5		9	16
	% of Interviews		13%	31%		56%	100%
Other/Unknown	Interviews		1	3	3	1	8
	% of Interviews		13%	38%	38%	13%	100%
All Pretrial Interviews	Interviews	3	135	118	29	208	493
	% of Interviews	1%	27%	24%	6%	42%	100%

* Data is provided from the Pretrial Information Management System

* Counts and percentages are of pretrial interviews.

* A single individual may have one or more pretrial interviews during the reported timeframe.

* 2019 Single-Race Population Estimates for Ages 15 and Older Only on CDC WONDER Online Database. Retrieved from <https://wonder.cdc.gov/wonder/help/single-race.html#Source> on November 3, 2021.

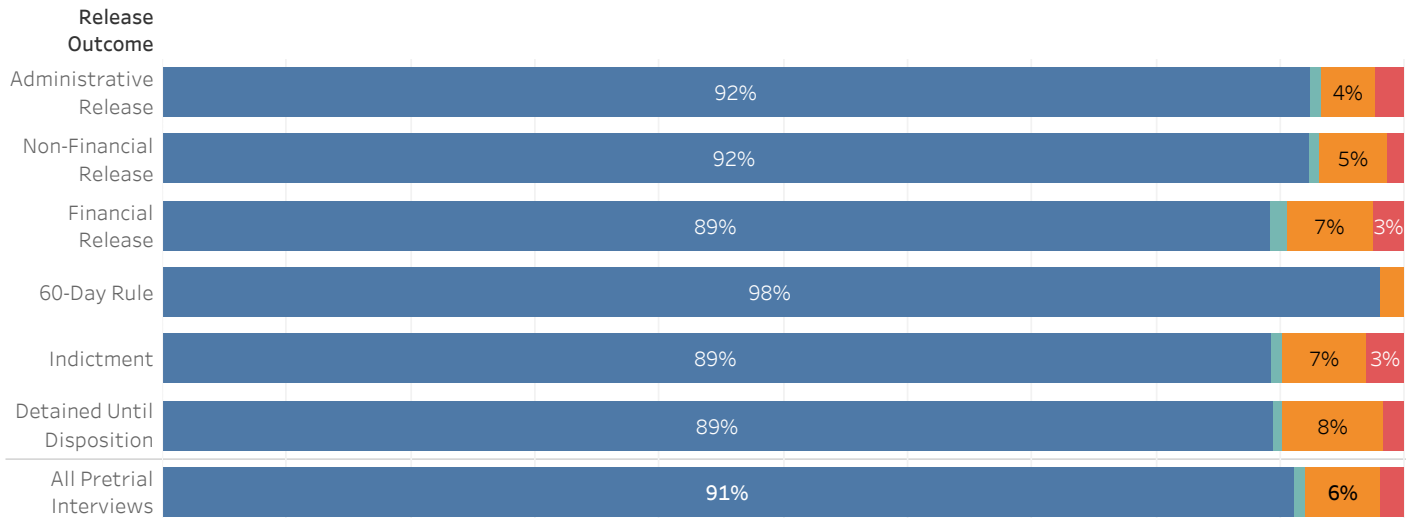


ADMINISTRATIVE OFFICE OF THE COURTS
Research and Statistics

District Court Pretrial Interviews with Custody Ending
CY2017-2021 ADAIR COUNTY

White Black Hispanic Other/Unknown

Defendant Race Proportions by Release Outcome



Kentucky State Population*



Kentucky State Population*

White	Black	Hispanic	Other/Unknown	Total
3,112,654	297,705	118,427	112,664	3,641,450

Defendant Race Proportions by Release Outcome

		White	Black	Hispanic	Other / Unknown	Grand Total
Administrative Release	Interviews	1,065	51	27	9	1,152
	% of Interviews	92%	4%	2%	1%	100%
Non-Financial Release	Interviews	1,470	86	23	12	1,591
	% of Interviews	92%	5%	1%	1%	100%
Financial Release	Interviews	1,013	79	29	15	1,136
	% of Interviews	89%	7%	3%	1%	100%
60-Day Rule	Interviews	50	1	0	0	51
	% of Interviews	98%	2%	0%	0%	100%
Indictment	Interviews	236	18	8	2	264
	% of Interviews	89%	7%	3%	1%	100%
Detained Until Disposition	Interviews	661	61	12	5	739
	% of Interviews	89%	8%	2%	1%	100%
All Pretrial Interviews	Interviews	4,495	296	99	43	4,933
	% of Interviews	91%	6%	2%	1%	100%

* Data is provided from the Pretrial Information Management System

* Counts and percentages are of pretrial interviews.

* A single individual may have one or more pretrial interviews during the reported timeframe.

* 2019 Single-Race Population Estimates for Ages 15 and Older Only on CDC WONDER Online Database. Retrieved from <https://wonder.cdc.gov/wonder/help/single-race.html#Source> on November 3, 2021.

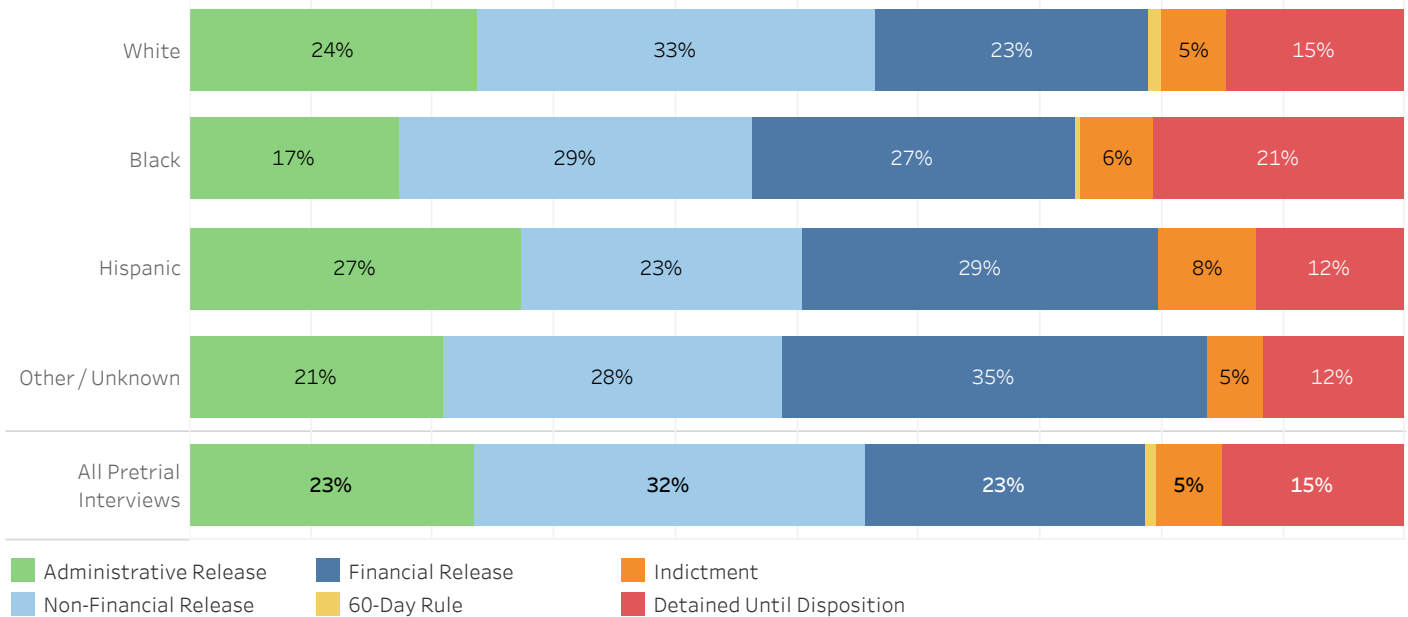


ADMINISTRATIVE OFFICE OF THE COURTS
Research and Statistics

19_PINS8020

District Court Pretrial Interviews with Custody Ending
CY2017-2021 ADAIR COUNTY

Release Outcome Proportions by Defendant Race



Release Outcome Proportions by Defendant Race

		Administrative Release	Non-Financial Release	Financial Release	60-Day Rule	Indictment	Detained Until Disposition	All Pretrial Interviews
White	Interviews	1,065	1,470	1,013	50	236	661	4,495
	% of Interviews	24%	33%	23%	1%	5%	15%	100%
Black	Interviews	51	86	79	1	18	61	296
	% of Interviews	17%	29%	27%	0%	6%	21%	100%
Hispanic	Interviews	27	23	29		8	12	99
	% of Interviews	27%	23%	29%		8%	12%	100%
Other/ Unknown	Interviews	9	12	15		2	5	43
	% of Interviews	21%	28%	35%		5%	12%	100%
All Pretrial Interviews	Interviews	1,152	1,591	1,136	51	264	739	4,933
	% of Interviews	23%	32%	23%	1%	5%	15%	100%

* Data is provided from the Pretrial Information Management System

* Counts and percentages are of pretrial interviews.

* A single individual may have one or more pretrial interviews during the reported timeframe.

* 2019 Single-Race Population Estimates for Ages 15 and Older Only on CDC WONDER Online Database. Retrieved from <https://wonder.cdc.gov/wonder/help/single-race.html#Source> on November 3, 2021.

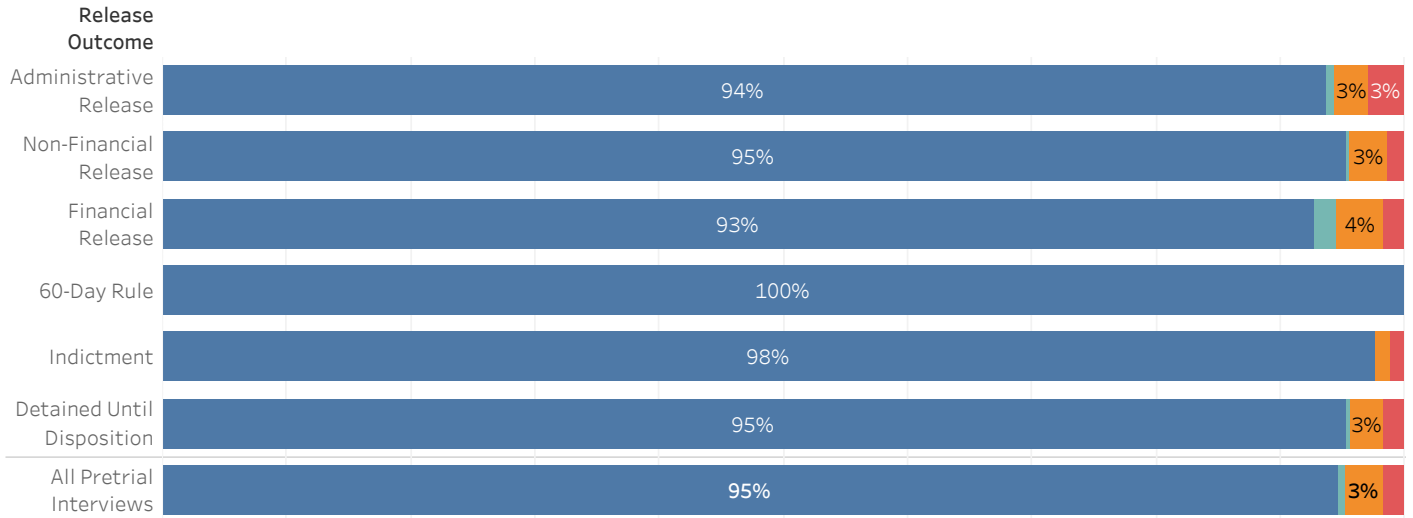


ADMINISTRATIVE OFFICE OF THE COURTS
Research and Statistics

District Court Pretrial Interviews with Custody Ending
CY2017-2021 ALLEN COUNTY

White Black Hispanic Other/Unknown

Defendant Race Proportions by Release Outcome



Kentucky State Population*



Kentucky State Population*

White	Black	Hispanic	Other/Unknown	Total
3,112,654	297,705	118,427	112,664	3,641,450

Defendant Race Proportions by Release Outcome

		White	Black	Hispanic	Other / Unknown	Grand Total
Administrative Release	Interviews	429	13	13	3	458
	% of Interviews	94%	3%	3%	1%	100%
Non-Financial Release	Interviews	1,452	46	22	3	1,523
	% of Interviews	95%	3%	1%	0%	100%
Financial Release	Interviews	651	27	12	12	702
	% of Interviews	93%	4%	2%	2%	100%
60-Day Rule	Interviews	45	0	0	0	45
	% of Interviews	100%	0%	0%	0%	100%
Indictment	Interviews	82	1	1	0	84
	% of Interviews	98%	1%	1%	0%	100%
Detained Until Disposition	Interviews	412	12	7	1	432
	% of Interviews	95%	3%	2%	0%	100%
All Pretrial Interviews	Interviews	3,071	99	55	19	3,244
	% of Interviews	95%	3%	2%	1%	100%

* Data is provided from the Pretrial Information Management System

* Counts and percentages are of pretrial interviews.

* A single individual may have one or more pretrial interviews during the reported timeframe.

* 2019 Single-Race Population Estimates for Ages 15 and Older Only on CDC WONDER Online Database. Retrieved from <https://wonder.cdc.gov/wonder/help/single-race.html#Source> on November 3, 2021.

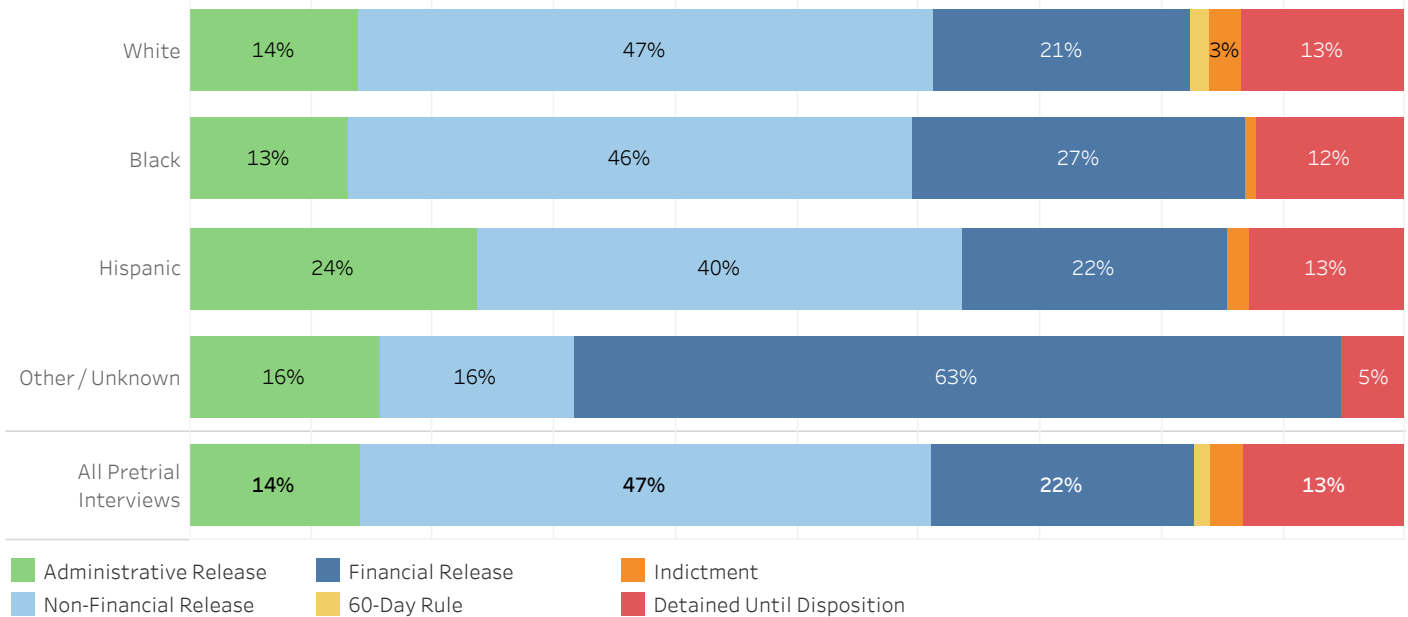


ADMINISTRATIVE OFFICE OF THE COURTS
Research and Statistics

19_PINS8020

District Court Pretrial Interviews with Custody Ending
CY2017-2021 ALLEN COUNTY

Release Outcome Proportions by Defendant Race



Release Outcome Proportions by Defendant Race

		Administrative Release	Non-Financial Release	Financial Release	60-Day Rule	Indictment	Detained Until Disposition	All Pretrial Interviews
White	Interviews	429	1,452	651	45	82	412	3,071
	% of Interviews	14%	47%	21%	1%	3%	13%	100%
Black	Interviews	13	46	27	1	1	12	99
	% of Interviews	13%	46%	27%	1%	1%	12%	100%
Hispanic	Interviews	13	22	12	1	1	7	55
	% of Interviews	24%	40%	22%	2%	2%	13%	100%
Other/ Unknown	Interviews	3	3	12	1	1	1	19
	% of Interviews	16%	16%	63%	1%	1%	5%	100%
All Pretrial Interviews	Interviews	458	1,523	702	45	84	432	3,244
	% of Interviews	14%	47%	22%	1%	3%	13%	100%

* Data is provided from the Pretrial Information Management System

* Counts and percentages are of pretrial interviews.

* A single individual may have one or more pretrial interviews during the reported timeframe.

* 2019 Single-Race Population Estimates for Ages 15 and Older Only on CDC WONDER Online Database. Retrieved from <https://wonder.cdc.gov/wonder/help/single-race.html#Source> on November 3, 2021.



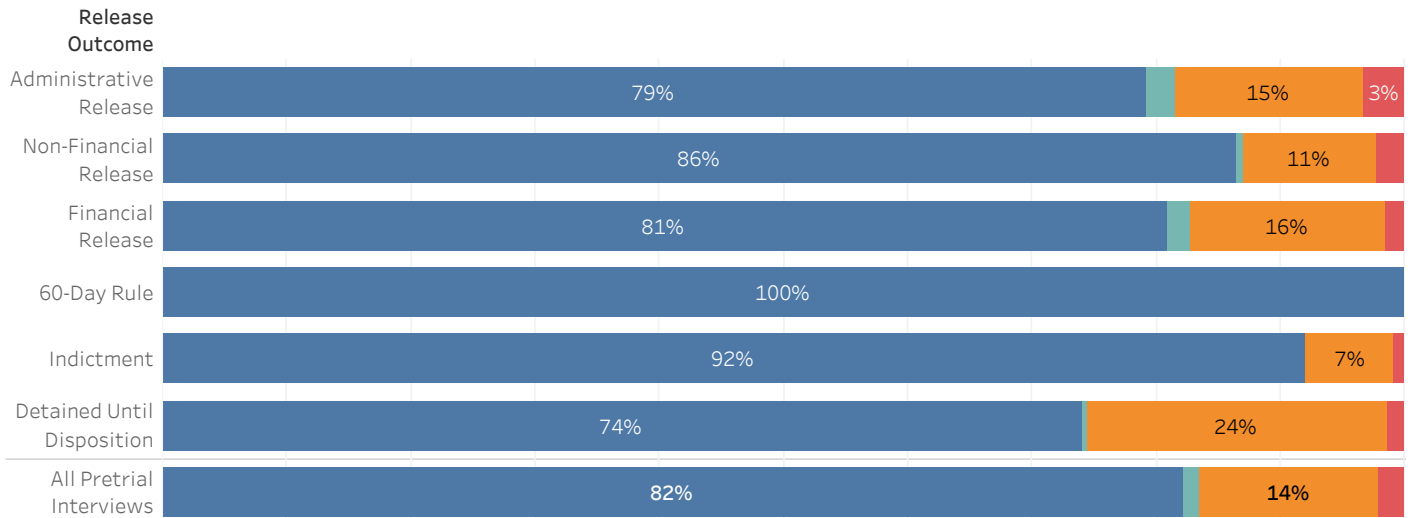
ADMINISTRATIVE OFFICE OF THE COURTS
Research and Statistics

19_PINS8020

District Court Pretrial Interviews with Custody Ending
CY2017-2021 BALLARD COUNTY

White Black Hispanic Other/Unknown

Defendant Race Proportions by Release Outcome



Kentucky State Population*



Kentucky State Population*

White	Black	Hispanic	Other/Unknown	Total
3,112,654	297,705	118,427	112,664	3,641,450

Defendant Race Proportions by Release Outcome

		White	Black	Hispanic	Other / Unknown	Grand Total
Administrative Release	Interviews	310	59	13	9	391
	% of Interviews	79%	15%	3%	2%	100%
Non-Financial Release	Interviews	512	64	13	3	592
	% of Interviews	86%	11%	2%	1%	100%
Financial Release	Interviews	421	82	8	10	521
	% of Interviews	81%	16%	2%	2%	100%
60-Day Rule	Interviews	2				2
	% of Interviews	100%				100%
Indictment	Interviews	104	8	1		113
	% of Interviews	92%	7%	1%		100%
Detained Until Disposition	Interviews	154	50	3	1	208
	% of Interviews	74%	24%	1%	0%	100%
All Pretrial Interviews	Interviews	1,503	263	38	23	1,827
	% of Interviews	82%	14%	2%	1%	100%

* Data is provided from the Pretrial Information Management System

* Counts and percentages are of pretrial interviews.

* A single individual may have one or more pretrial interviews during the reported timeframe.

* 2019 Single-Race Population Estimates for Ages 15 and Older Only on CDC WONDER Online Database. Retrieved from <https://wonder.cdc.gov/wonder/help/single-race.html#Source> on November 3, 2021.

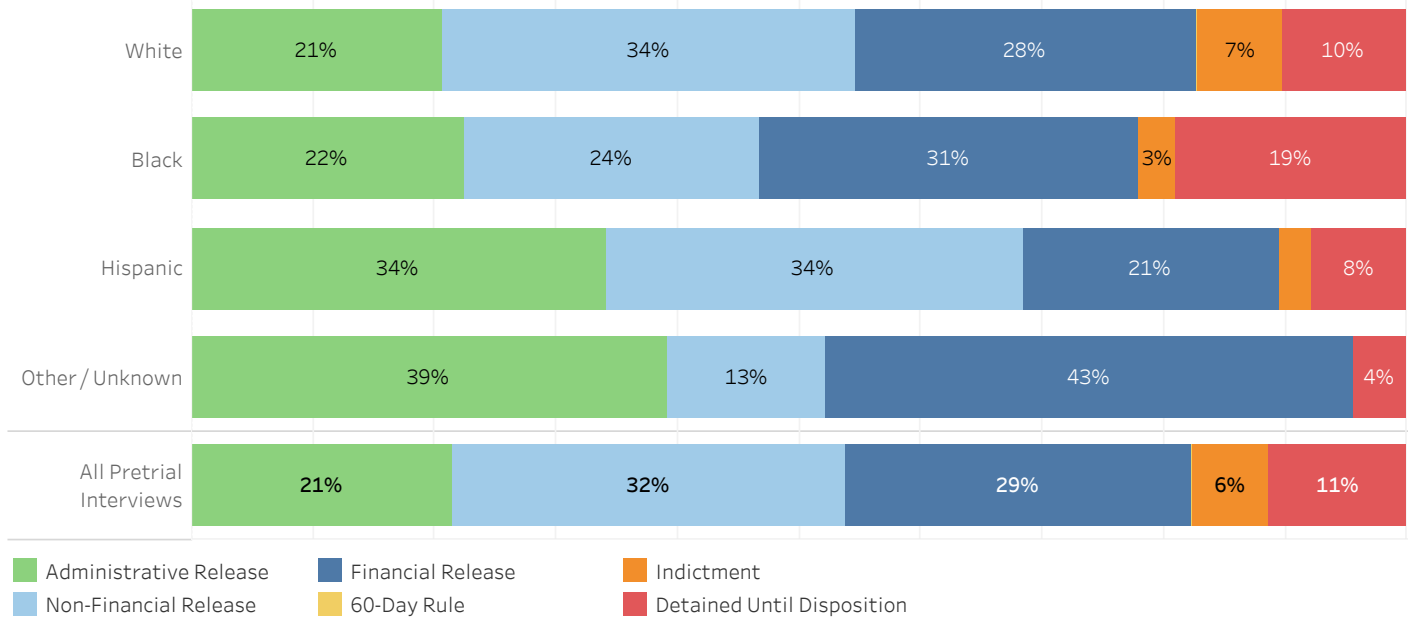


ADMINISTRATIVE OFFICE OF THE COURTS
Research and Statistics

19_PINS8020

District Court Pretrial Interviews with Custody Ending
CY2017-2021 BALLARD COUNTY

Release Outcome Proportions by Defendant Race



Release Outcome Proportions by Defendant Race

		Administrative Release	Non-Financial Release	Financial Release	60-Day Rule	Indictment	Detained Until Disposition	All Pretrial Interviews
White	Interviews	310	512	421	2	104	154	1,503
	% of Interviews	21%	34%	28%	0%	7%	10%	100%
Black	Interviews	59	64	82	0	8	50	263
	% of Interviews	22%	24%	31%	0%	3%	19%	100%
Hispanic	Interviews	13	13	8	0	1	3	38
	% of Interviews	34%	34%	21%	0%	3%	8%	100%
Other/ Unknown	Interviews	9	3	10	0	0	1	23
	% of Interviews	39%	13%	43%	0%	0%	4%	100%
All Pretrial Interviews	Interviews	391	592	521	2	113	208	1,827
	% of Interviews	21%	32%	29%	0%	6%	11%	100%

* Data is provided from the Pretrial Information Management System

* Counts and percentages are of pretrial interviews.

* A single individual may have one or more pretrial interviews during the reported timeframe.

* 2019 Single-Race Population Estimates for Ages 15 and Older Only on CDC WONDER Online Database. Retrieved from <https://wonder.cdc.gov/wonder/help/single-race.html#Source> on November 3, 2021.

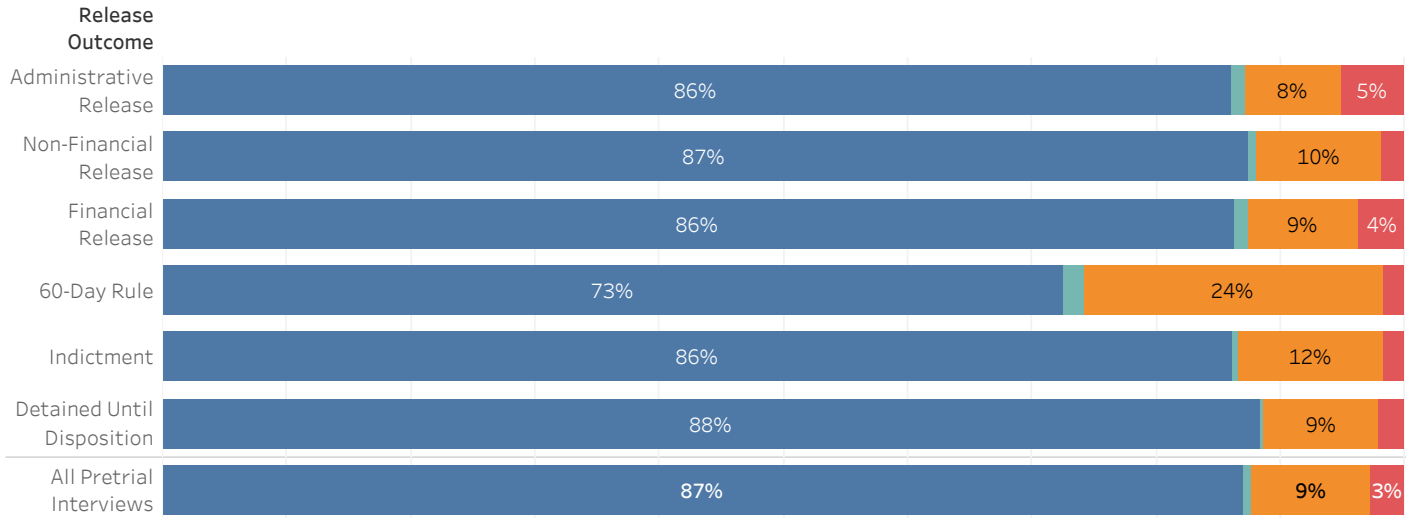


ADMINISTRATIVE OFFICE OF THE COURTS
Research and Statistics

District Court Pretrial Interviews with Custody Ending
CY2017-2021 BARREN COUNTY

White Black Hispanic Other/Unknown

Defendant Race Proportions by Release Outcome



Kentucky State Population*



Kentucky State Population*

White	Black	Hispanic	Other/Unknown	Total
3,112,654	297,705	118,427	112,664	3,641,450

Defendant Race Proportions by Release Outcome

		White	Black	Hispanic	Other / Unknown	Grand Total
Administrative Release	Interviews	2,286	208	134	28	2,656
	% of Interviews	86%	8%	5%	1%	100%
Non-Financial Release	Interviews	5,429	629	112	37	6,207
	% of Interviews	87%	10%	2%	1%	100%
Financial Release	Interviews	1,419	144	62	20	1,645
	% of Interviews	86%	9%	4%	1%	100%
60-Day Rule	Interviews	45	15	1	1	62
	% of Interviews	73%	24%	2%	2%	100%
Indictment	Interviews	398	54	8	2	462
	% of Interviews	86%	12%	2%	0%	100%
Detained Until Disposition	Interviews	1,122	118	26	4	1,270
	% of Interviews	88%	9%	2%	0%	100%
All Pretrial Interviews	Interviews	10,699	1,168	343	92	12,302
	% of Interviews	87%	9%	3%	1%	100%

* Data is provided from the Pretrial Information Management System

* Counts and percentages are of pretrial interviews.

* A single individual may have one or more pretrial interviews during the reported timeframe.

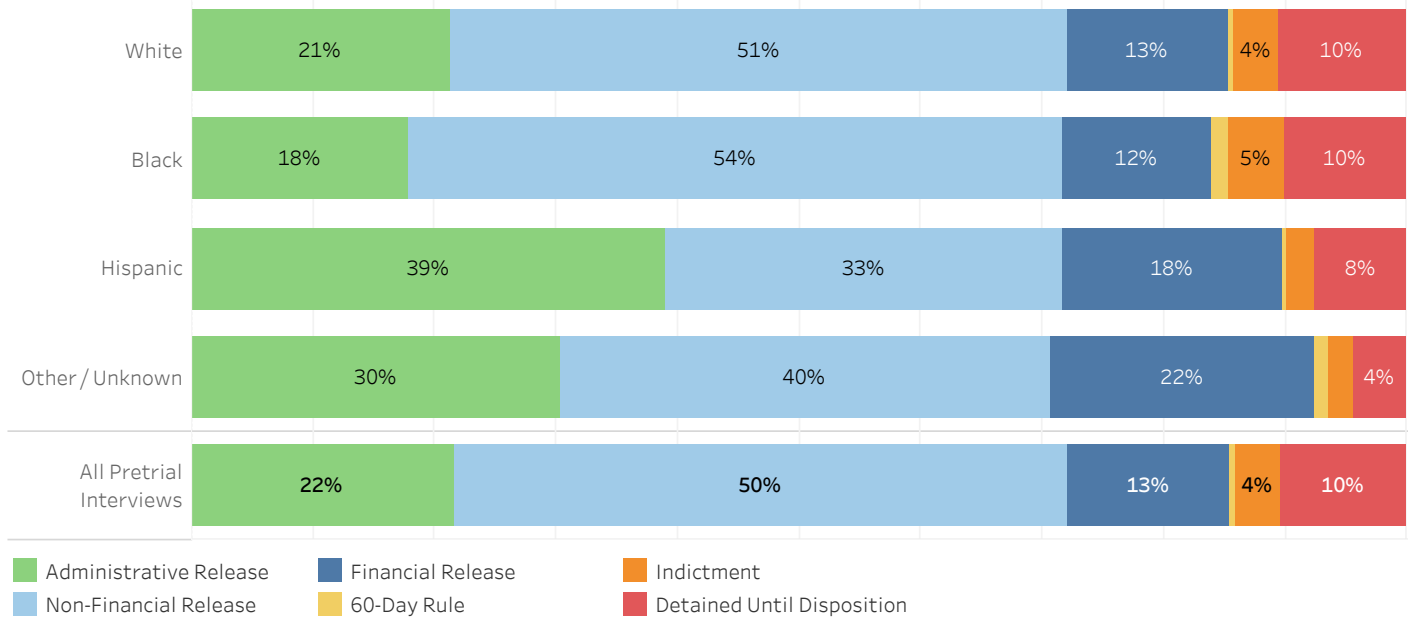
* 2019 Single-Race Population Estimates for Ages 15 and Older Only on CDC WONDER Online Database. Retrieved from <https://wonder.cdc.gov/wonder/help/single-race.html#Source> on November 3, 2021.



ADMINISTRATIVE OFFICE OF THE COURTS
Research and Statistics

District Court Pretrial Interviews with Custody Ending
CY2017-2021 BARREN COUNTY

Release Outcome Proportions by Defendant Race



Release Outcome Proportions by Defendant Race

		Administrative Release	Non-Financial Release	Financial Release	60-Day Rule	Indictment	Detained Until Disposition	All Pretrial Interviews
White	Interviews	2,286	5,429	1,419	45	398	1,122	10,699
	% of Interviews	21%	51%	13%	0%	4%	10%	100%
Black	Interviews	208	629	144	15	54	118	1,168
	% of Interviews	18%	54%	12%	1%	5%	10%	100%
Hispanic	Interviews	134	112	62	1	8	26	343
	% of Interviews	39%	33%	18%	0%	2%	8%	100%
Other/ Unknown	Interviews	28	37	20	1	2	4	92
	% of Interviews	30%	40%	22%	1%	2%	4%	100%
All Pretrial Interviews	Interviews	2,656	6,207	1,645	62	462	1,270	12,302
	% of Interviews	22%	50%	13%	1%	4%	10%	100%

* Data is provided from the Pretrial Information Management System

* Counts and percentages are of pretrial interviews.

* A single individual may have one or more pretrial interviews during the reported timeframe.

* 2019 Single-Race Population Estimates for Ages 15 and Older Only on CDC WONDER Online Database. Retrieved from <https://wonder.cdc.gov/wonder/help/single-race.html#Source> on November 3, 2021.



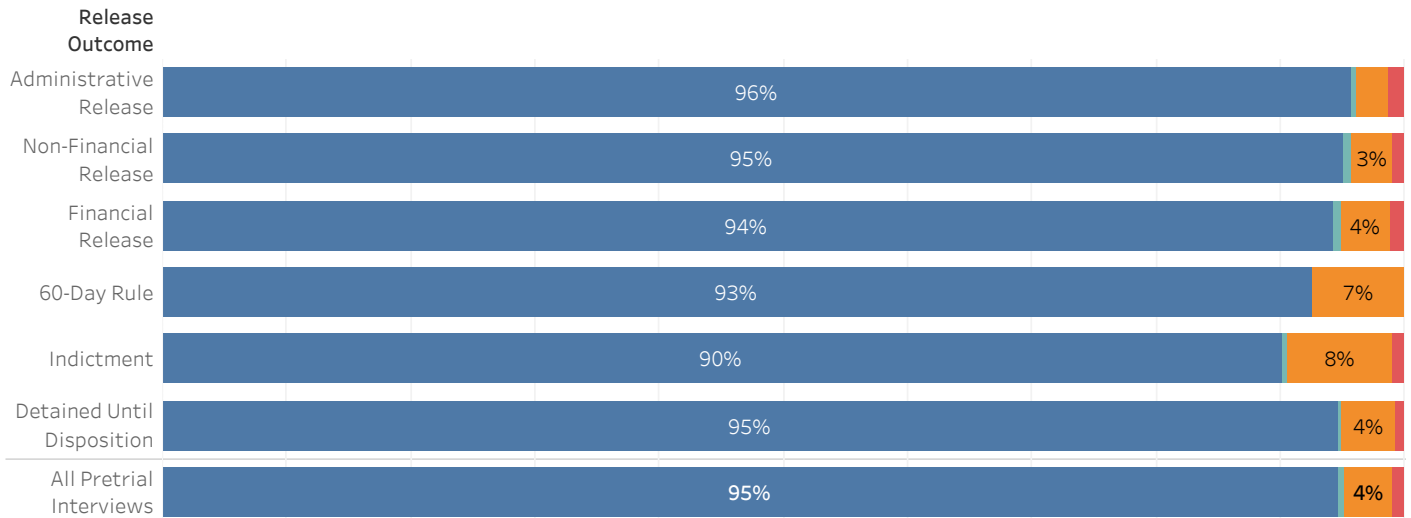
ADMINISTRATIVE OFFICE OF THE COURTS
Research and Statistics

19_PINS8020

District Court Pretrial Interviews with Custody Ending
CY2017-2021 BELL COUNTY

White Black Hispanic Other/Unknown

Defendant Race Proportions by Release Outcome



Kentucky State Population*



Kentucky State Population*

White	Black	Hispanic	Other/Unknown	Total
3,112,654	297,705	118,427	112,664	3,641,450

Defendant Race Proportions by Release Outcome

		White	Black	Hispanic	Other / Unknown	Grand Total
Administrative Release	Interviews	1,034	29	13	4	1,080
	% of Interviews	96%	3%	1%	0%	100%
Non-Financial Release	Interviews	2,159	76	21	14	2,270
	% of Interviews	95%	3%	1%	1%	100%
Financial Release	Interviews	2,451	100	31	19	2,601
	% of Interviews	94%	4%	1%	1%	100%
60-Day Rule	Interviews	63	5			68
	% of Interviews	93%	7%			100%
Indictment	Interviews	182	17	2	1	202
	% of Interviews	90%	8%	1%	0%	100%
Detained Until Disposition	Interviews	977	46	7	2	1,032
	% of Interviews	95%	4%	1%	0%	100%
All Pretrial Interviews	Interviews	6,866	273	74	40	7,253
	% of Interviews	95%	4%	1%	1%	100%

* Data is provided from the Pretrial Information Management System

* Counts and percentages are of pretrial interviews.

* A single individual may have one or more pretrial interviews during the reported timeframe.

* 2019 Single-Race Population Estimates for Ages 15 and Older Only on CDC WONDER Online Database. Retrieved from <https://wonder.cdc.gov/wonder/help/single-race.html#Source> on November 3, 2021.

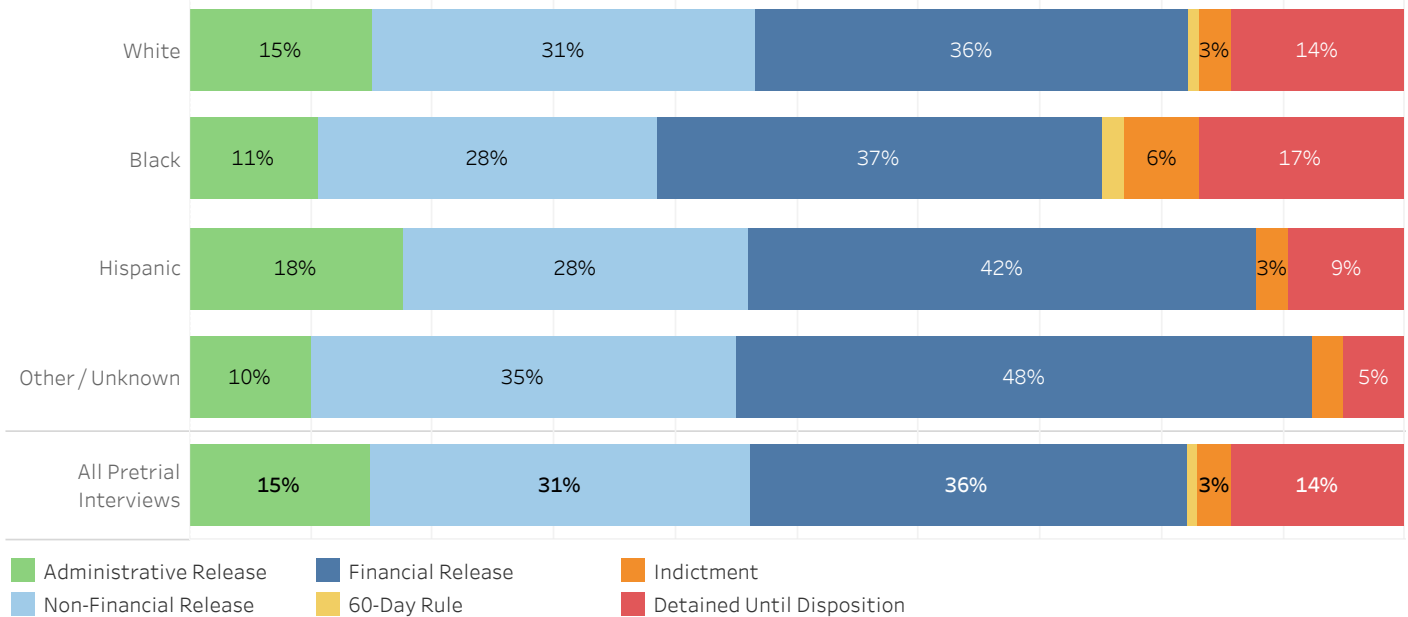


ADMINISTRATIVE OFFICE OF THE COURTS
Research and Statistics

19_PINS8020

District Court Pretrial Interviews with Custody Ending
CY2017-2021 BELL COUNTY

Release Outcome Proportions by Defendant Race



Release Outcome Proportions by Defendant Race

		Administrative Release	Non-Financial Release	Financial Release	60-Day Rule	Indictment	Detained Until Disposition	All Pretrial Interviews
White	Interviews	1,034	2,159	2,451	63	182	977	6,866
	% of Interviews	15%	31%	36%	1%	3%	14%	100%
Black	Interviews	29	76	100	5	17	46	273
	% of Interviews	11%	28%	37%	2%	6%	17%	100%
Hispanic	Interviews	13	21	31		2	7	74
	% of Interviews	18%	28%	42%		3%	9%	100%
Other/ Unknown	Interviews	4	14	19		1	2	40
	% of Interviews	10%	35%	48%		3%	5%	100%
All Pretrial Interviews	Interviews	1,080	2,270	2,601	68	202	1,032	7,253
	% of Interviews	15%	31%	36%	1%	3%	14%	100%

* Data is provided from the Pretrial Information Management System

* Counts and percentages are of pretrial interviews.

* A single individual may have one or more pretrial interviews during the reported timeframe.

* 2019 Single-Race Population Estimates for Ages 15 and Older Only on CDC WONDER Online Database. Retrieved from <https://wonder.cdc.gov/wonder/help/single-race.html#Source> on November 3, 2021.



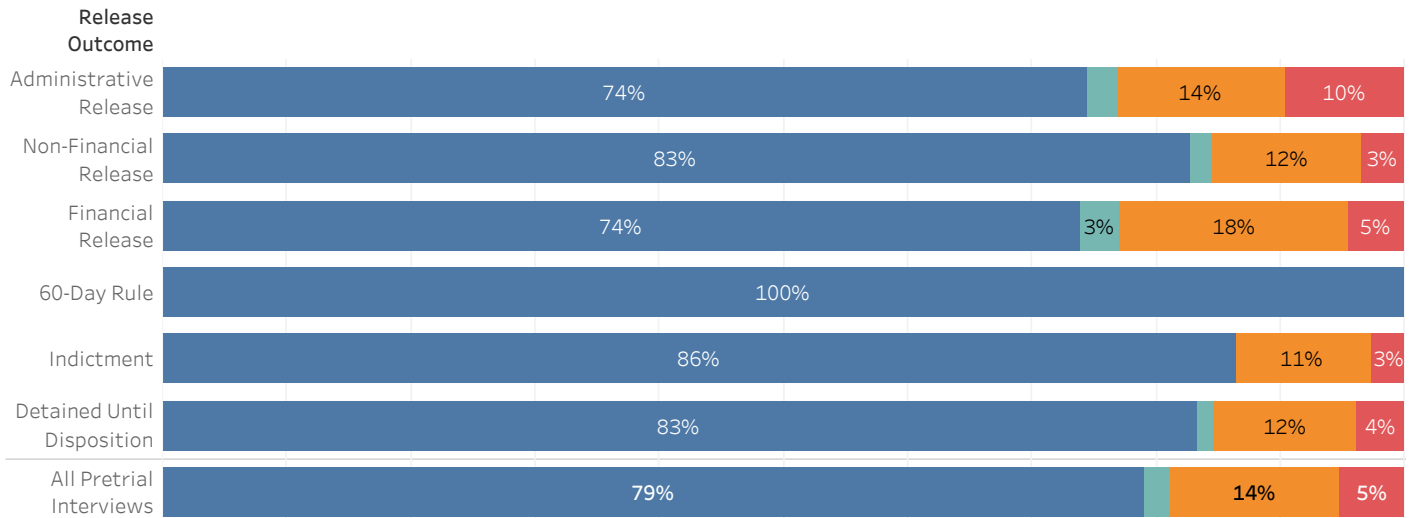
ADMINISTRATIVE OFFICE OF THE COURTS
Research and Statistics

19_PINS8020

District Court Pretrial Interviews with Custody Ending
CY2017-2021 BOONE COUNTY

White Black Hispanic Other/Unknown

Defendant Race Proportions by Release Outcome



Kentucky State Population*



Kentucky State Population*

White	Black	Hispanic	Other/Unknown	Total
3,112,654	297,705	118,427	112,664	3,641,450

Defendant Race Proportions by Release Outcome

		White	Black	Hispanic	Other / Unknown	Grand Total
Administrative Release	Interviews	3,389	617	436	107	4,549
	% of Interviews	74%	14%	10%	2%	100%
Non-Financial Release	Interviews	4,587	665	189	104	5,545
	% of Interviews	83%	12%	3%	2%	100%
Financial Release	Interviews	2,934	734	180	124	3,972
	% of Interviews	74%	18%	5%	3%	100%
60-Day Rule	Interviews	2	0	0	0	2
	% of Interviews	100%	0%	0%	0%	100%
Indictment	Interviews	1,094	137	34	0	1,265
	% of Interviews	86%	11%	3%	0%	100%
Detained Until Disposition	Interviews	2,552	357	116	36	3,061
	% of Interviews	83%	12%	4%	1%	100%
All Pretrial Interviews	Interviews	14,558	2,510	955	371	18,394
	% of Interviews	79%	14%	5%	2%	100%

* Data is provided from the Pretrial Information Management System

* Counts and percentages are of pretrial interviews.

* A single individual may have one or more pretrial interviews during the reported timeframe.

* 2019 Single-Race Population Estimates for Ages 15 and Older Only on CDC WONDER Online Database. Retrieved from <https://wonder.cdc.gov/wonder/help/single-race.html#Source> on November 3, 2021.

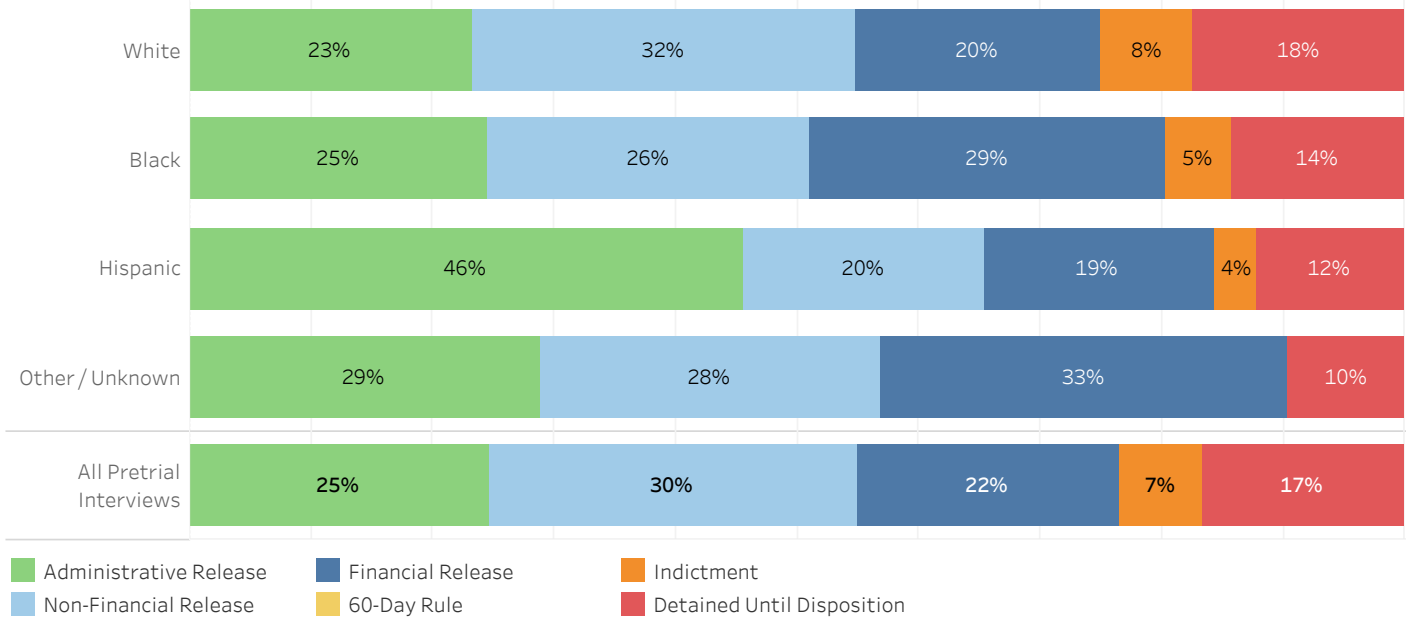


ADMINISTRATIVE OFFICE OF THE COURTS
Research and Statistics

19_PINS8020

District Court Pretrial Interviews with Custody Ending
CY2017-2021 BOONE COUNTY

Release Outcome Proportions by Defendant Race



Release Outcome Proportions by Defendant Race

		Administrative Release	Non-Financial Release	Financial Release	60-Day Rule	Indictment	Detained Until Disposition	All Pretrial Interviews
White	Interviews	3,389	4,587	2,934	2	1,094	2,552	14,558
	% of Interviews	23%	32%	20%	0%	8%	18%	100%
Black	Interviews	617	665	734	0	137	357	2,510
	% of Interviews	25%	26%	29%	0%	5%	14%	100%
Hispanic	Interviews	436	189	180	0	34	116	955
	% of Interviews	46%	20%	19%	0%	4%	12%	100%
Other/ Unknown	Interviews	107	104	124	0	0	36	371
	% of Interviews	29%	28%	33%	0%	0%	10%	100%
All Pretrial Interviews	Interviews	4,549	5,545	3,972	2	1,265	3,061	18,394
	% of Interviews	25%	30%	22%	0%	7%	17%	100%

* Data is provided from the Pretrial Information Management System

* Counts and percentages are of pretrial interviews.

* A single individual may have one or more pretrial interviews during the reported timeframe.

* 2019 Single-Race Population Estimates for Ages 15 and Older Only on CDC WONDER Online Database. Retrieved from <https://wonder.cdc.gov/wonder/help/single-race.html#Source> on November 3, 2021.

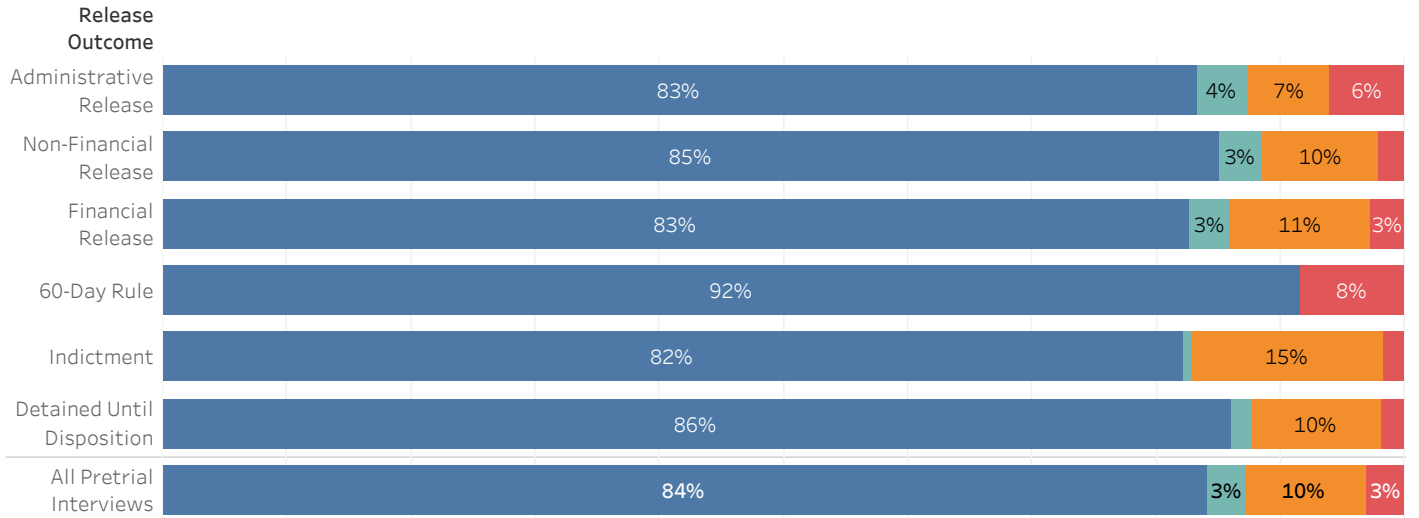


ADMINISTRATIVE OFFICE OF THE COURTS
Research and Statistics

District Court Pretrial Interviews with Custody Ending
CY2017-2021 BOURBON COUNTY

White Black Hispanic Other/Unknown

Defendant Race Proportions by Release Outcome



Kentucky State Population*



Kentucky State Population*

White	Black	Hispanic	Other/Unknown	Total
3,112,654	297,705	118,427	112,664	3,641,450

Defendant Race Proportions by Release Outcome

		White	Black	Hispanic	Other / Unknown	Grand Total
Administrative Release	Interviews	1,328	104	97	64	1,593
	% of Interviews	83%	7%	6%	4%	100%
Non-Financial Release	Interviews	1,914	214	46	76	2,250
	% of Interviews	85%	10%	2%	3%	100%
Financial Release	Interviews	1,541	213	51	61	1,866
	% of Interviews	83%	11%	3%	3%	100%
60-Day Rule	Interviews	11		1		12
	% of Interviews	92%		8%		100%
Indictment	Interviews	241	45	5	2	293
	% of Interviews	82%	15%	2%	1%	100%
Detained Until Disposition	Interviews	1,116	135	24	22	1,297
	% of Interviews	86%	10%	2%	2%	100%
All Pretrial Interviews	Interviews	6,151	711	224	225	7,311
	% of Interviews	84%	10%	3%	3%	100%

* Data is provided from the Pretrial Information Management System

* Counts and percentages are of pretrial interviews.

* A single individual may have one or more pretrial interviews during the reported timeframe.

* 2019 Single-Race Population Estimates for Ages 15 and Older Only on CDC WONDER Online Database. Retrieved from <https://wonder.cdc.gov/wonder/help/single-race.html#Source> on November 3, 2021.

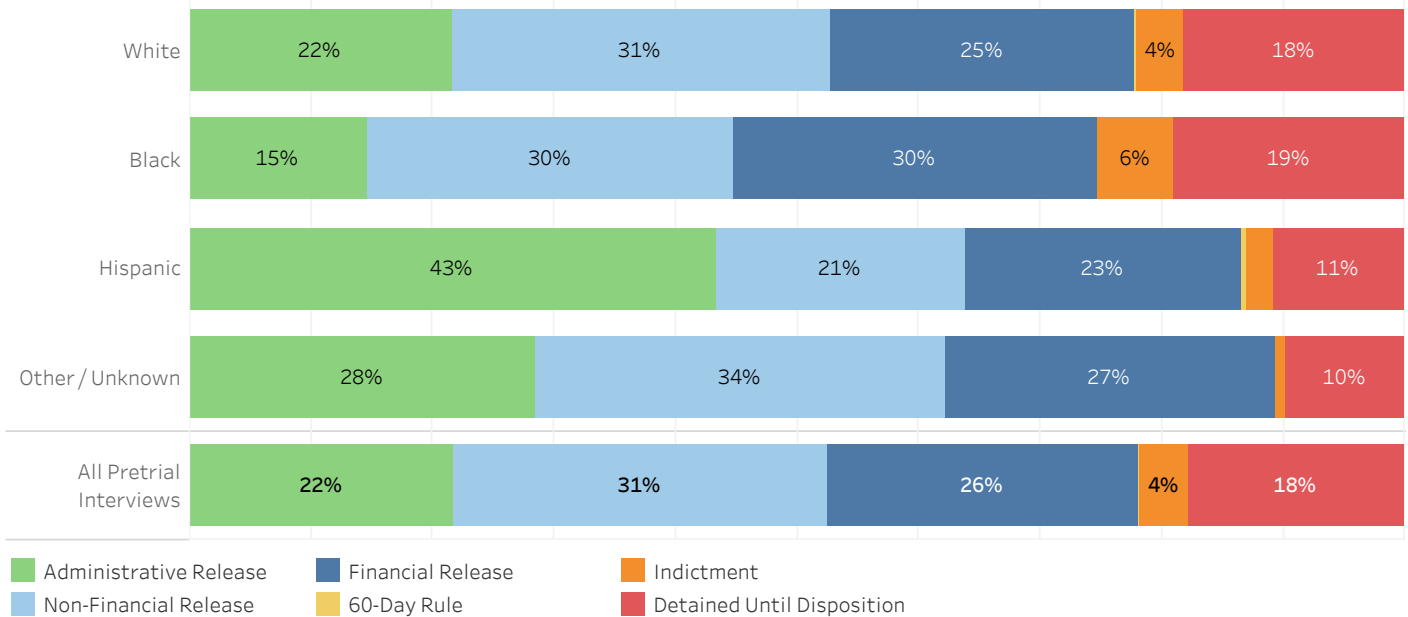


ADMINISTRATIVE OFFICE OF THE COURTS
Research and Statistics

19_PINS8020

District Court Pretrial Interviews with Custody Ending
CY2017-2021 BOURBON COUNTY

Release Outcome Proportions by Defendant Race



Release Outcome Proportions by Defendant Race

		Administrative Release	Non-Financial Release	Financial Release	60-Day Rule	Indictment	Detained Until Disposition	All Pretrial Interviews
White	Interviews	1,328	1,914	1,541	11	241	1,116	6,151
	% of Interviews	22%	31%	25%	0%	4%	18%	100%
Black	Interviews	104	214	213		45	135	711
	% of Interviews	15%	30%	30%		6%	19%	100%
Hispanic	Interviews	97	46	51	1	5	24	224
	% of Interviews	43%	21%	23%	0%	2%	11%	100%
Other/ Unknown	Interviews	64	76	61		2	22	225
	% of Interviews	28%	34%	27%		1%	10%	100%
All Pretrial Interviews	Interviews	1,593	2,250	1,866	12	293	1,297	7,311
	% of Interviews	22%	31%	26%	0%	4%	18%	100%

* Data is provided from the Pretrial Information Management System

* Counts and percentages are of pretrial interviews.

* A single individual may have one or more pretrial interviews during the reported timeframe.

* 2019 Single-Race Population Estimates for Ages 15 and Older Only on CDC WONDER Online Database. Retrieved from <https://wonder.cdc.gov/wonder/help/single-race.html#Source> on November 3, 2021.



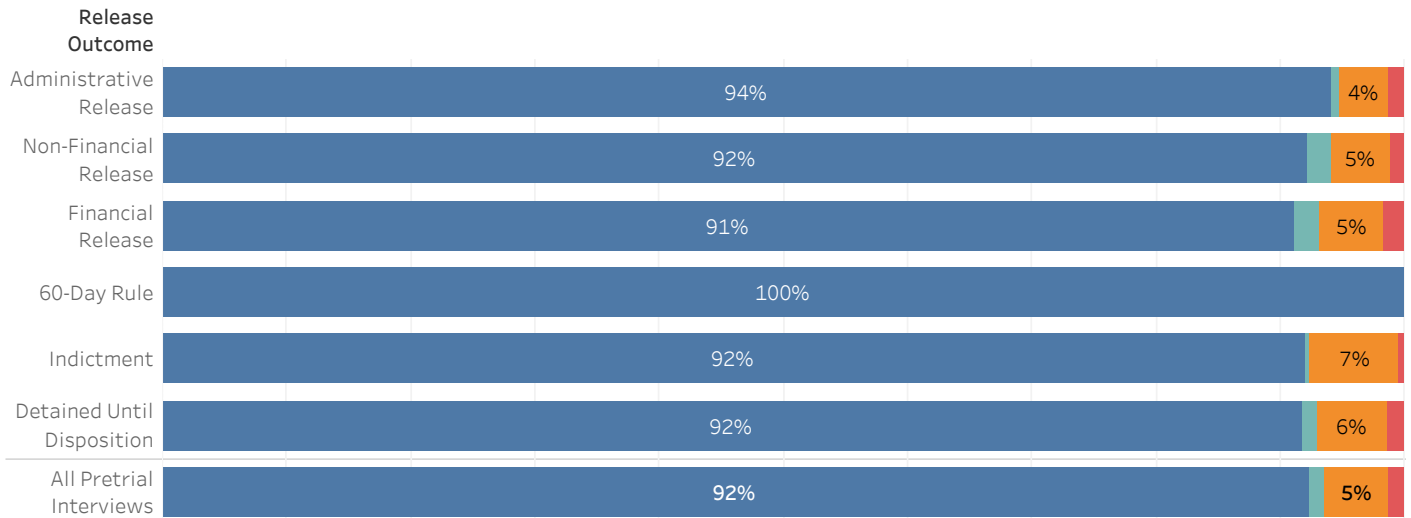
ADMINISTRATIVE OFFICE OF THE COURTS
Research and Statistics

19_PINS8020

District Court Pretrial Interviews with Custody Ending
CY2017-2021 BOYD COUNTY

White Black Hispanic Other/Unknown

Defendant Race Proportions by Release Outcome



Kentucky State Population*



Kentucky State Population*

White	Black	Hispanic	Other/Unknown	Total
3,112,654	297,705	118,427	112,664	3,641,450

Defendant Race Proportions by Release Outcome

		White	Black	Hispanic	Other / Unknown	Grand Total
Administrative Release	Interviews	1,806	76	23	15	1,920
	% of Interviews	94%	4%	1%	1%	100%
Non-Financial Release	Interviews	1,392	72	18	27	1,509
	% of Interviews	92%	5%	1%	2%	100%
Financial Release	Interviews	1,287	73	24	29	1,413
	% of Interviews	91%	5%	2%	2%	100%
60-Day Rule	Interviews	1				1
	% of Interviews	100%				100%
Indictment	Interviews	954	76	4	2	1,036
	% of Interviews	92%	7%	0%	0%	100%
Detained Until Disposition	Interviews	2,503	152	38	36	2,729
	% of Interviews	92%	6%	1%	1%	100%
All Pretrial Interviews	Interviews	7,943	449	107	109	8,608
	% of Interviews	92%	5%	1%	1%	100%

* Data is provided from the Pretrial Information Management System

* Counts and percentages are of pretrial interviews.

* A single individual may have one or more pretrial interviews during the reported timeframe.

* 2019 Single-Race Population Estimates for Ages 15 and Older Only on CDC WONDER Online Database. Retrieved from <https://wonder.cdc.gov/wonder/help/single-race.html#Source> on November 3, 2021.

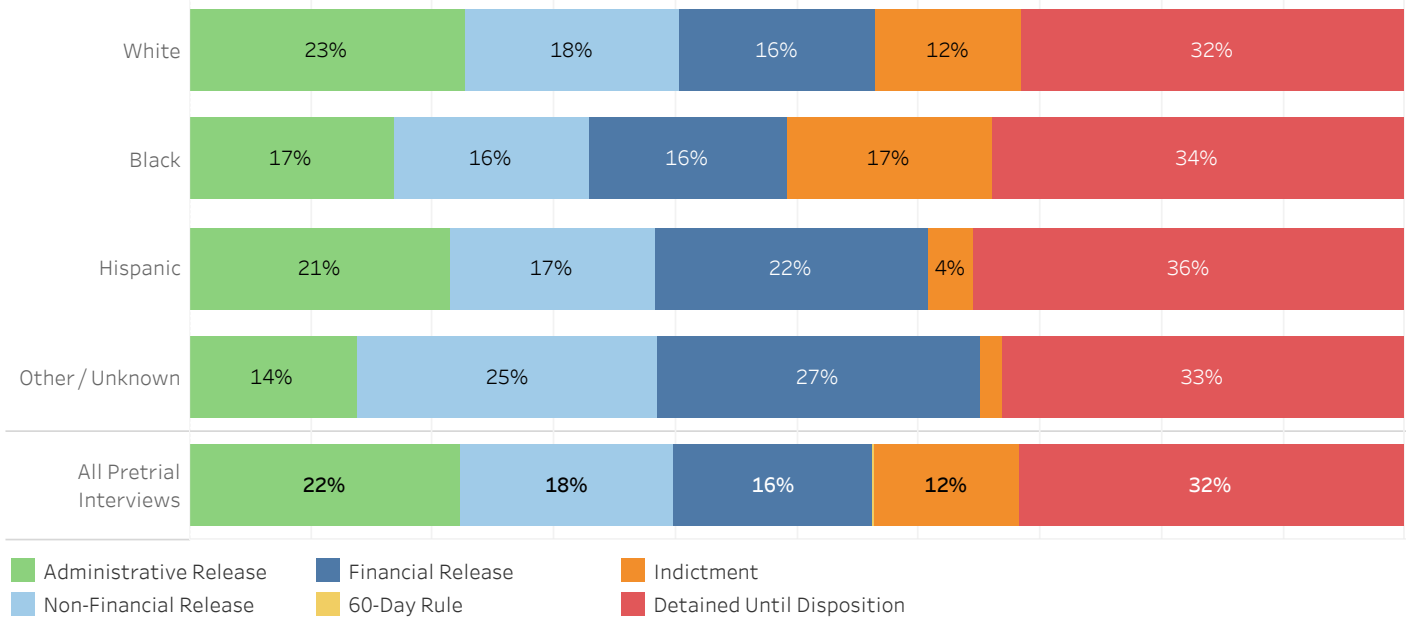


ADMINISTRATIVE OFFICE OF THE COURTS
Research and Statistics

19_PINS8020

District Court Pretrial Interviews with Custody Ending
CY2017-2021 BOYD COUNTY

Release Outcome Proportions by Defendant Race



Release Outcome Proportions by Defendant Race

		Administrative Release	Non-Financial Release	Financial Release	60-Day Rule	Indictment	Detained Until Disposition	All Pretrial Interviews
White	Interviews	1,806	1,392	1,287	1	954	2,503	7,943
	% of Interviews	23%	18%	16%	0%	12%	32%	100%
Black	Interviews	76	72	73	0	76	152	449
	% of Interviews	17%	16%	16%	0%	17%	34%	100%
Hispanic	Interviews	23	18	24	0	4	38	107
	% of Interviews	21%	17%	22%	0%	4%	36%	100%
Other/ Unknown	Interviews	15	27	29	0	2	36	109
	% of Interviews	14%	25%	27%	0%	2%	33%	100%
All Pretrial Interviews	Interviews	1,920	1,509	1,413	1	1,036	2,729	8,608
	% of Interviews	22%	18%	16%	0%	12%	32%	100%

* Data is provided from the Pretrial Information Management System

* Counts and percentages are of pretrial interviews.

* A single individual may have one or more pretrial interviews during the reported timeframe.

* 2019 Single-Race Population Estimates for Ages 15 and Older Only on CDC WONDER Online Database. Retrieved from <https://wonder.cdc.gov/wonder/help/single-race.html#Source> on November 3, 2021.



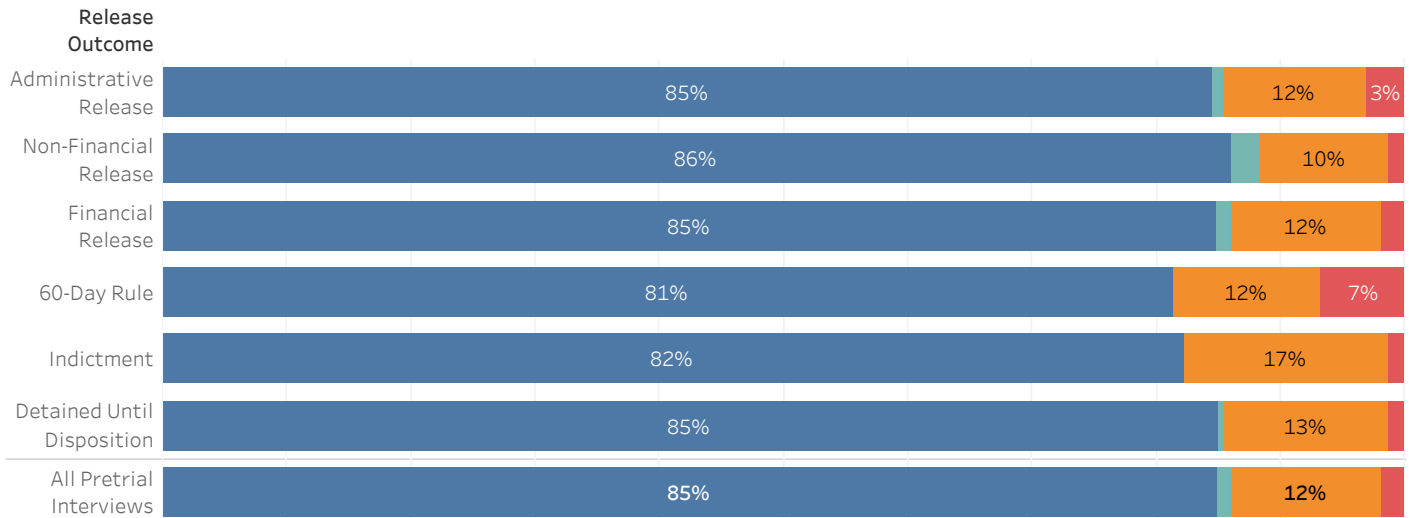
ADMINISTRATIVE OFFICE OF THE COURTS
Research and Statistics

19_PINS8020

District Court Pretrial Interviews with Custody Ending
CY2017-2021 BOYLE COUNTY

White Black Hispanic Other/Unknown

Defendant Race Proportions by Release Outcome



Kentucky State Population*



Kentucky State Population*

White	Black	Hispanic	Other/Unknown	Total
3,112,654	297,705	118,427	112,664	3,641,450

Defendant Race Proportions by Release Outcome

		White	Black	Hispanic	Other / Unknown	Grand Total
Administrative Release	Interviews	1,287	176	47	13	1,523
	% of Interviews	85%	12%	3%	1%	100%
Non-Financial Release	Interviews	1,391	167	21	38	1,617
	% of Interviews	86%	10%	1%	2%	100%
Financial Release	Interviews	3,078	439	65	45	3,627
	% of Interviews	85%	12%	2%	1%	100%
60-Day Rule	Interviews	48	7	4		59
	% of Interviews	81%	12%	7%		100%
Indictment	Interviews	269	54	4		327
	% of Interviews	82%	17%	1%		100%
Detained Until Disposition	Interviews	1,520	237	23	8	1,788
	% of Interviews	85%	13%	1%	0%	100%
All Pretrial Interviews	Interviews	7,593	1,080	164	104	8,941
	% of Interviews	85%	12%	2%	1%	100%

* Data is provided from the Pretrial Information Management System

* Counts and percentages are of pretrial interviews.

* A single individual may have one or more pretrial interviews during the reported timeframe.

* 2019 Single-Race Population Estimates for Ages 15 and Older Only on CDC WONDER Online Database. Retrieved from <https://wonder.cdc.gov/wonder/help/single-race.html#Source> on November 3, 2021.

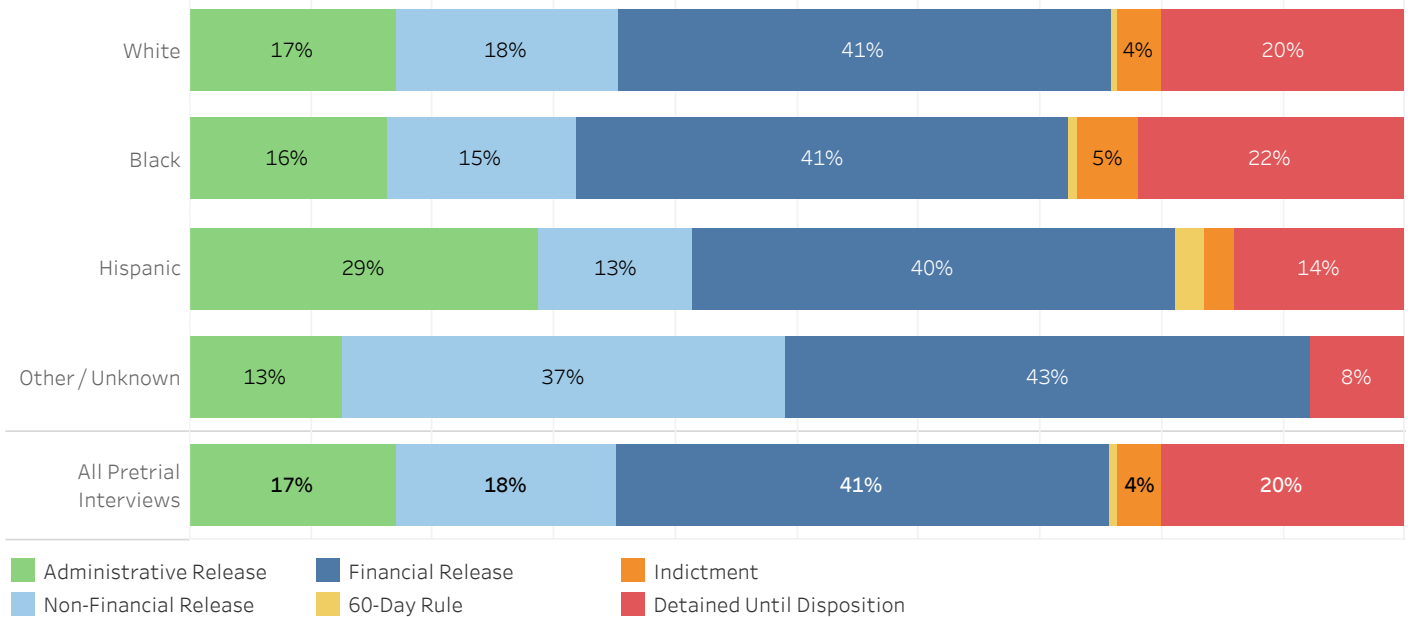


ADMINISTRATIVE OFFICE OF THE COURTS
Research and Statistics

19_PINS8020

District Court Pretrial Interviews with Custody Ending
CY2017-2021 BOYLE COUNTY

Release Outcome Proportions by Defendant Race



Release Outcome Proportions by Defendant Race

		Administrative Release	Non-Financial Release	Financial Release	60-Day Rule	Indictment	Detained Until Disposition	All Pretrial Interviews
White	Interviews	1,287	1,391	3,078	48	269	1,520	7,593
	% of Interviews	17%	18%	41%	1%	4%	20%	100%
Black	Interviews	176	167	439	7	54	237	1,080
	% of Interviews	16%	15%	41%	1%	5%	22%	100%
Hispanic	Interviews	47	21	65	4	4	23	164
	% of Interviews	29%	13%	40%	2%	2%	14%	100%
Other/ Unknown	Interviews	13	38	45	0	0	8	104
	% of Interviews	13%	37%	43%	0%	0%	8%	100%
All Pretrial Interviews	Interviews	1,523	1,617	3,627	59	327	1,788	8,941
	% of Interviews	17%	18%	41%	1%	4%	20%	100%

* Data is provided from the Pretrial Information Management System

* Counts and percentages are of pretrial interviews.

* A single individual may have one or more pretrial interviews during the reported timeframe.

* 2019 Single-Race Population Estimates for Ages 15 and Older Only on CDC WONDER Online Database. Retrieved from <https://wonder.cdc.gov/wonder/help/single-race.html#Source> on November 3, 2021.



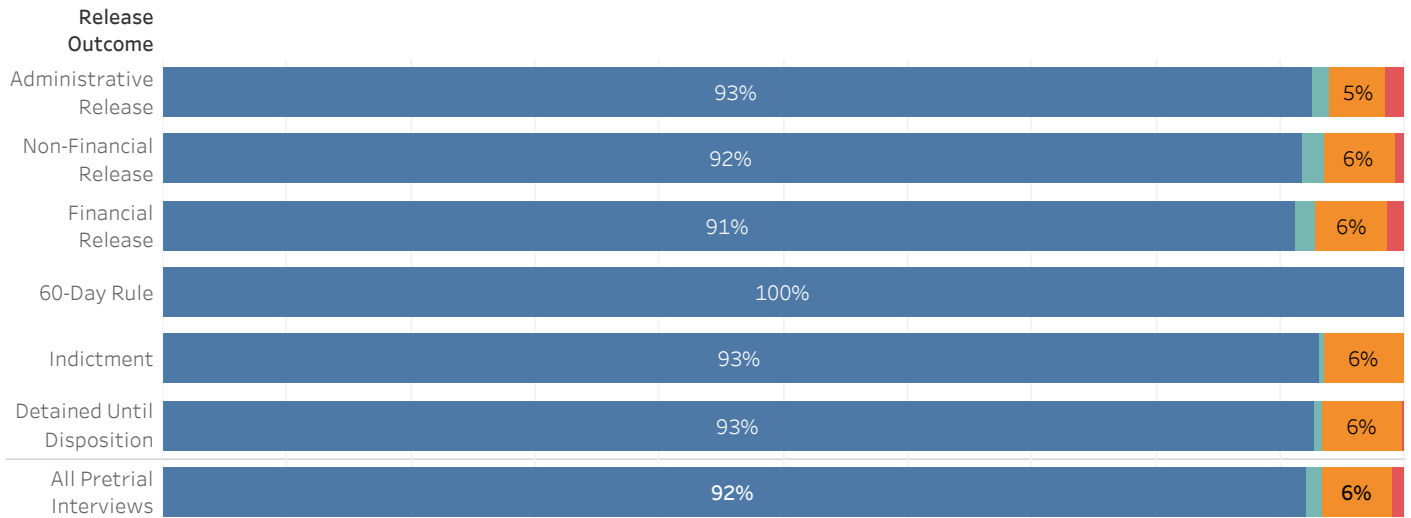
ADMINISTRATIVE OFFICE OF THE COURTS
Research and Statistics

19_PINS8020

District Court Pretrial Interviews with Custody Ending
CY2017-2021 BRECKINRIDGE COUNTY

White Black Hispanic Other/Unknown

Defendant Race Proportions by Release Outcome



Kentucky State Population*



Kentucky State Population*

White	Black	Hispanic	Other/Unknown	Total
3,112,654	297,705	118,427	112,664	3,641,450

Defendant Race Proportions by Release Outcome

		White	Black	Hispanic	Other / Unknown	Grand Total
Administrative Release	Interviews	566	28	9	8	611
	% of Interviews	93%	5%	1%	1%	100%
Non-Financial Release	Interviews	849	52	7	17	925
	% of Interviews	92%	6%	1%	2%	100%
Financial Release	Interviews	884	56	13	16	969
	% of Interviews	91%	6%	1%	2%	100%
60-Day Rule	Interviews	25				25
	% of Interviews	100%				100%
Indictment	Interviews	203	14		1	218
	% of Interviews	93%	6%		0%	100%
Detained Until Disposition	Interviews	397	27	1	3	428
	% of Interviews	93%	6%	0%	1%	100%
All Pretrial Interviews	Interviews	2,924	177	30	45	3,176
	% of Interviews	92%	6%	1%	1%	100%

* Data is provided from the Pretrial Information Management System

* Counts and percentages are of pretrial interviews.

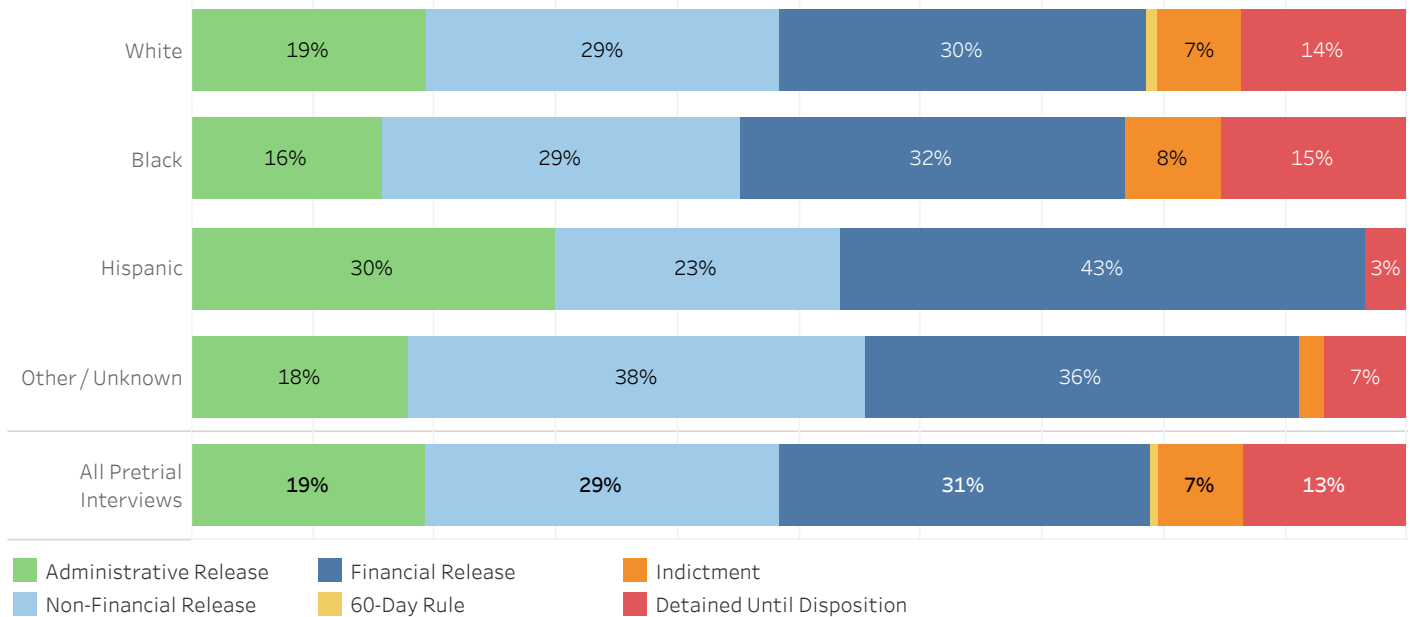
* A single individual may have one or more pretrial interviews during the reported timeframe.

* 2019 Single-Race Population Estimates for Ages 15 and Older Only on CDC WONDER Online Database. Retrieved from <https://wonder.cdc.gov/wonder/help/single-race.html#Source> on November 3, 2021.



District Court Pretrial Interviews with Custody Ending
CY2017-2021 BRECKINRIDGE COUNTY

Release Outcome Proportions by Defendant Race



Release Outcome Proportions by Defendant Race

		Administrative Release	Non-Financial Release	Financial Release	60-Day Rule	Indictment	Detained Until Disposition	All Pretrial Interviews
White	Interviews	566	849	884	25	203	397	2,924
	% of Interviews	19%	29%	30%	1%	7%	14%	100%
Black	Interviews	28	52	56	1	14	27	177
	% of Interviews	16%	29%	32%	1%	8%	15%	100%
Hispanic	Interviews	9	7	13	1	0	1	30
	% of Interviews	30%	23%	43%	1%	0%	3%	100%
Other/ Unknown	Interviews	8	17	16	1	1	3	45
	% of Interviews	18%	38%	36%	1%	2%	7%	100%
All Pretrial Interviews	Interviews	611	925	969	25	218	428	3,176
	% of Interviews	19%	29%	31%	1%	7%	13%	100%

* Data is provided from the Pretrial Information Management System

* Counts and percentages are of pretrial interviews.

* A single individual may have one or more pretrial interviews during the reported timeframe.

* 2019 Single-Race Population Estimates for Ages 15 and Older Only on CDC WONDER Online Database. Retrieved from <https://wonder.cdc.gov/wonder/help/single-race.html#Source> on November 3, 2021.



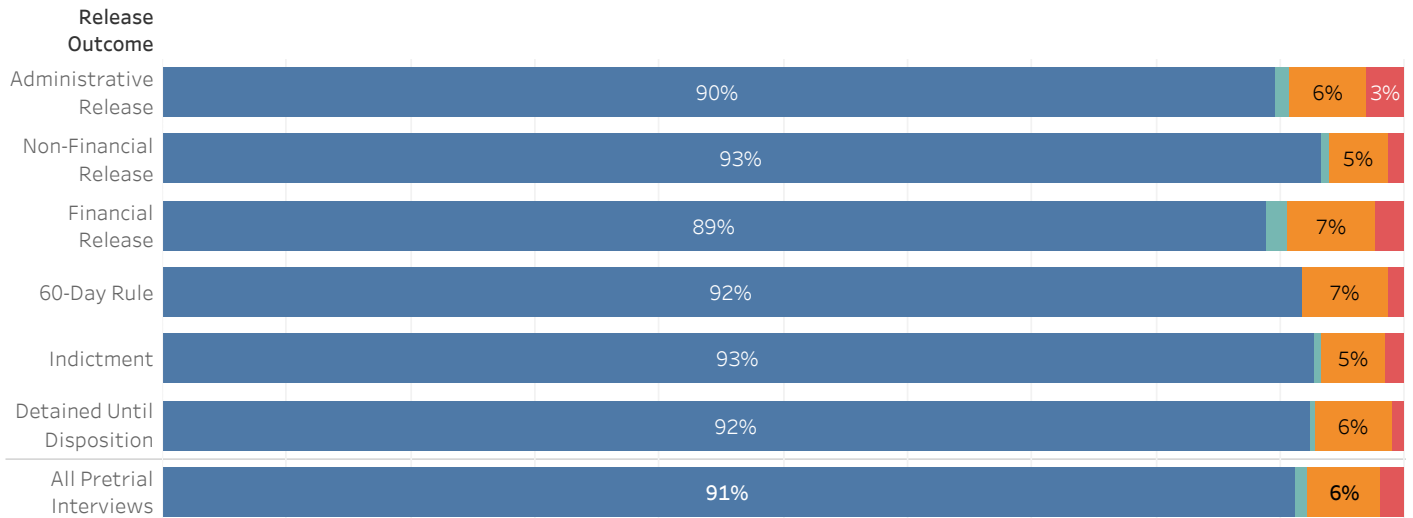
ADMINISTRATIVE OFFICE OF THE COURTS
Research and Statistics

19_PINS8020

District Court Pretrial Interviews with Custody Ending
CY2017-2021 BULLITT COUNTY

White Black Hispanic Other/Unknown

Defendant Race Proportions by Release Outcome



Kentucky State Population*



Kentucky State Population*

White	Black	Hispanic	Other/Unknown	Total
3,112,654	297,705	118,427	112,664	3,641,450

Defendant Race Proportions by Release Outcome

		White	Black	Hispanic	Other / Unknown	Grand Total
Administrative Release	Interviews	1,657	116	57	19	1,849
	% of Interviews	90%	6%	3%	1%	100%
Non-Financial Release	Interviews	2,525	126	36	18	2,705
	% of Interviews	93%	5%	1%	1%	100%
Financial Release	Interviews	2,506	201	66	45	2,818
	% of Interviews	89%	7%	2%	2%	100%
60-Day Rule	Interviews	146	11	2		159
	% of Interviews	92%	7%	1%		100%
Indictment	Interviews	540	30	9	3	582
	% of Interviews	93%	5%	2%	1%	100%
Detained Until Disposition	Interviews	1,764	116	19	9	1,908
	% of Interviews	92%	6%	1%	0%	100%
All Pretrial Interviews	Interviews	9,138	600	189	94	10,021
	% of Interviews	91%	6%	2%	1%	100%

* Data is provided from the Pretrial Information Management System

* Counts and percentages are of pretrial interviews.

* A single individual may have one or more pretrial interviews during the reported timeframe.

* 2019 Single-Race Population Estimates for Ages 15 and Older Only on CDC WONDER Online Database. Retrieved from <https://wonder.cdc.gov/wonder/help/single-race.html#Source> on November 3, 2021.

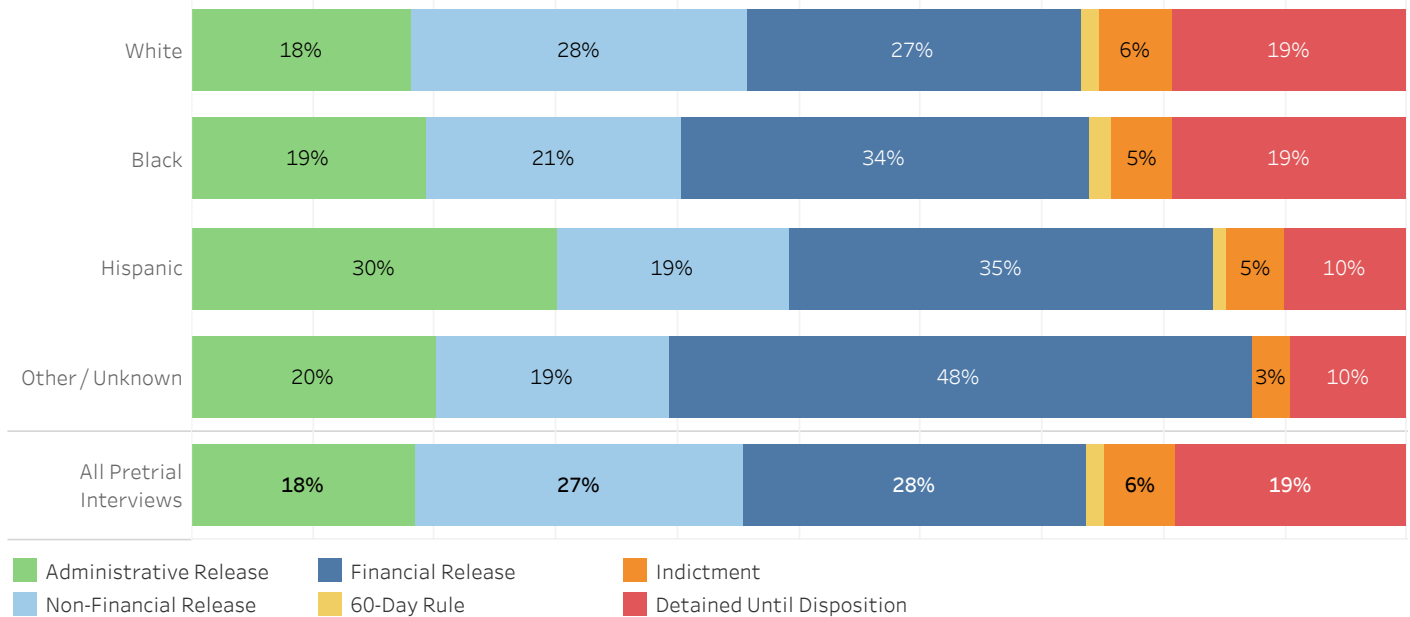


ADMINISTRATIVE OFFICE OF THE COURTS
Research and Statistics

19_PINS8020

District Court Pretrial Interviews with Custody Ending
CY2017-2021 BULLITT COUNTY

Release Outcome Proportions by Defendant Race



Release Outcome Proportions by Defendant Race

		Administrative Release	Non-Financial Release	Financial Release	60-Day Rule	Indictment	Detained Until Disposition	All Pretrial Interviews
White	Interviews	1,657	2,525	2,506	146	540	1,764	9,138
	% of Interviews	18%	28%	27%	2%	6%	19%	100%
Black	Interviews	116	126	201	11	30	116	600
	% of Interviews	19%	21%	34%	2%	5%	19%	100%
Hispanic	Interviews	57	36	66	2	9	19	189
	% of Interviews	30%	19%	35%	1%	5%	10%	100%
Other/ Unknown	Interviews	19	18	45		3	9	94
	% of Interviews	20%	19%	48%		3%	10%	100%
All Pretrial Interviews	Interviews	1,849	2,705	2,818	159	582	1,908	10,021
	% of Interviews	18%	27%	28%	2%	6%	19%	100%

* Data is provided from the Pretrial Information Management System

* Counts and percentages are of pretrial interviews.

* A single individual may have one or more pretrial interviews during the reported timeframe.

* 2019 Single-Race Population Estimates for Ages 15 and Older Only on CDC WONDER Online Database. Retrieved from <https://wonder.cdc.gov/wonder/help/single-race.html#Source> on November 3, 2021.



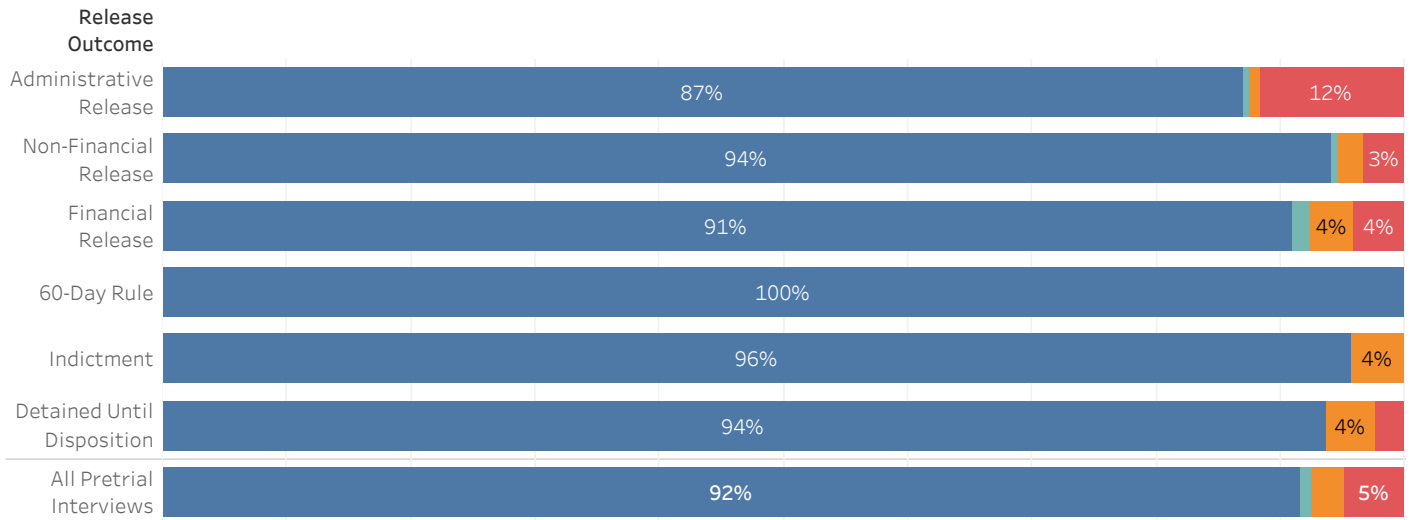
ADMINISTRATIVE OFFICE OF THE COURTS
Research and Statistics

19_PINS8020

District Court Pretrial Interviews with Custody Ending
CY2017-2021 BUTLER COUNTY

White Black Hispanic Other/Unknown

Defendant Race Proportions by Release Outcome



Kentucky State Population*



Kentucky State Population*

White	Black	Hispanic	Other/Unknown	Total
3,112,654	297,705	118,427	112,664	3,641,450

Defendant Race Proportions by Release Outcome

		White	Black	Hispanic	Other / Unknown	Grand Total
Administrative Release	Interviews	202	2	27	1	232
	% of Interviews	87%	1%	12%	0%	100%
Non-Financial Release	Interviews	317	7	11	2	337
	% of Interviews	94%	2%	3%	1%	100%
Financial Release	Interviews	441	17	20	7	485
	% of Interviews	91%	4%	4%	1%	100%
60-Day Rule	Interviews	7	0	0	0	7
	% of Interviews	100%	0%	0%	0%	100%
Indictment	Interviews	68	3	0	0	71
	% of Interviews	96%	4%	0%	0%	100%
Detained Until Disposition	Interviews	120	5	3	0	128
	% of Interviews	94%	4%	2%	0%	100%
All Pretrial Interviews	Interviews	1,155	34	61	10	1,260
	% of Interviews	92%	3%	5%	1%	100%

* Data is provided from the Pretrial Information Management System

* Counts and percentages are of pretrial interviews.

* A single individual may have one or more pretrial interviews during the reported timeframe.

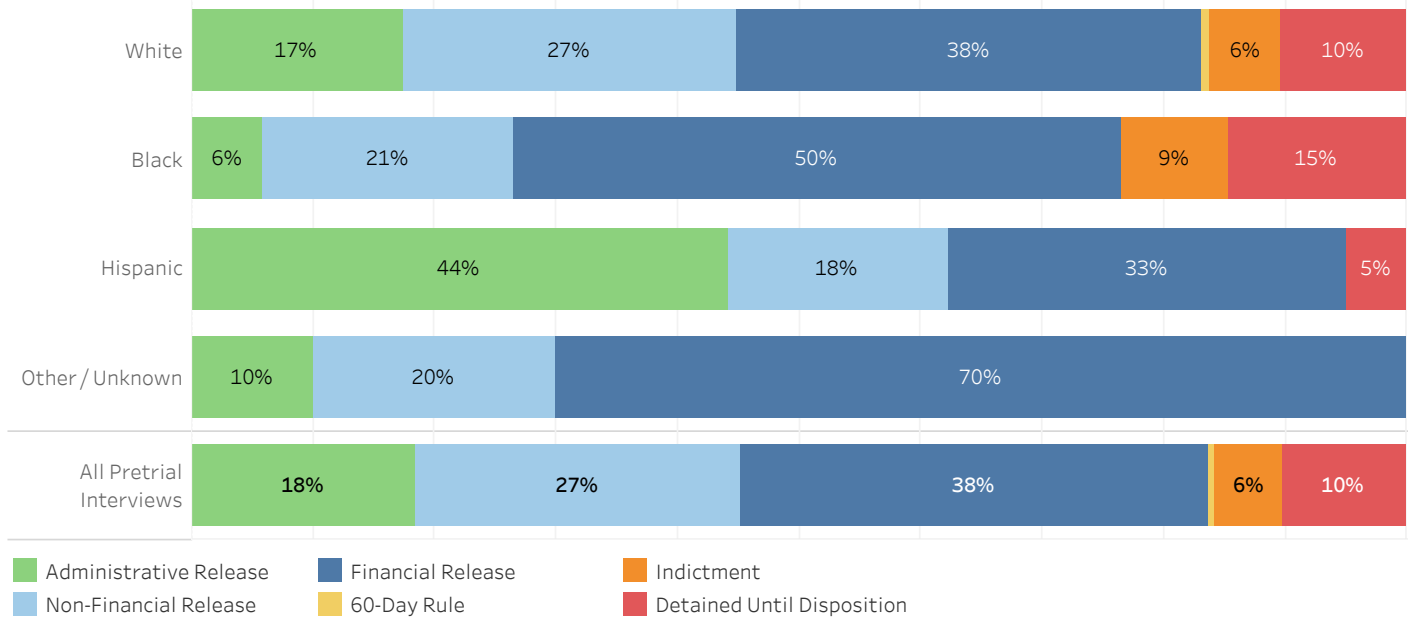
* 2019 Single-Race Population Estimates for Ages 15 and Older Only on CDC WONDER Online Database. Retrieved from <https://wonder.cdc.gov/wonder/help/single-race.html#Source> on November 3, 2021.



ADMINISTRATIVE OFFICE OF THE COURTS
Research and Statistics

District Court Pretrial Interviews with Custody Ending
CY2017-2021 BUTLER COUNTY

Release Outcome Proportions by Defendant Race



Release Outcome Proportions by Defendant Race

		Administrative Release	Non-Financial Release	Financial Release	60-Day Rule	Indictment	Detained Until Disposition	All Pretrial Interviews
White	Interviews	202	317	441	7	68	120	1,155
	% of Interviews	17%	27%	38%	1%	6%	10%	100%
Black	Interviews	2	7	17		3	5	34
	% of Interviews	6%	21%	50%		9%	15%	100%
Hispanic	Interviews	27	11	20			3	61
	% of Interviews	44%	18%	33%			5%	100%
Other/ Unknown	Interviews	1	2	7				10
	% of Interviews	10%	20%	70%				100%
All Pretrial Interviews	Interviews	232	337	485	7	71	128	1,260
	% of Interviews	18%	27%	38%	1%	6%	10%	100%

* Data is provided from the Pretrial Information Management System

* Counts and percentages are of pretrial interviews.

* A single individual may have one or more pretrial interviews during the reported timeframe.

* 2019 Single-Race Population Estimates for Ages 15 and Older Only on CDC WONDER Online Database. Retrieved from <https://wonder.cdc.gov/wonder/help/single-race.html#Source> on November 3, 2021.

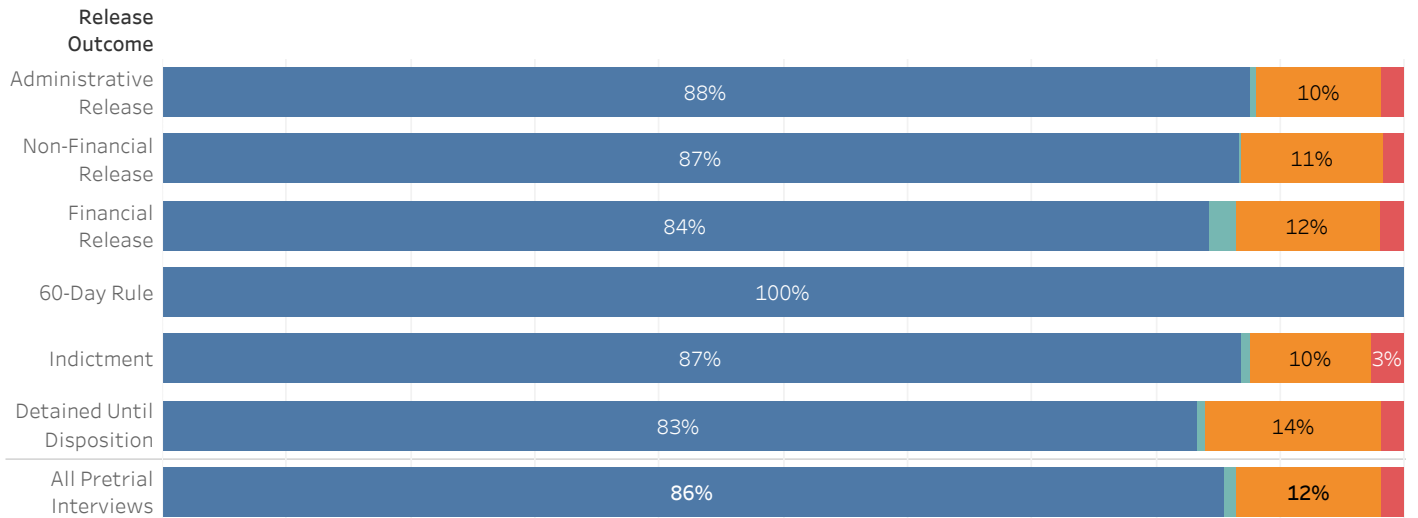


ADMINISTRATIVE OFFICE OF THE COURTS
Research and Statistics

District Court Pretrial Interviews with Custody Ending
CY2017-2021 CALDWELL COUNTY

White Black Hispanic Other/Unknown

Defendant Race Proportions by Release Outcome



Kentucky State Population*



Kentucky State Population*

White	Black	Hispanic	Other/Unknown	Total
3,112,654	297,705	118,427	112,664	3,641,450

Defendant Race Proportions by Release Outcome

		White	Black	Hispanic	Other / Unknown	Grand Total
Administrative Release	Interviews	522	60	11	3	596
	% of Interviews	88%	10%	2%	1%	100%
Non-Financial Release	Interviews	636	84	12	1	733
	% of Interviews	87%	11%	2%	0%	100%
Financial Release	Interviews	710	98	16	19	843
	% of Interviews	84%	12%	2%	2%	100%
60-Day Rule	Interviews	3				3
	% of Interviews	100%				100%
Indictment	Interviews	132	15	4	1	152
	% of Interviews	87%	10%	3%	1%	100%
Detained Until Disposition	Interviews	505	86	11	4	606
	% of Interviews	83%	14%	2%	1%	100%
All Pretrial Interviews	Interviews	2,508	343	54	28	2,933
	% of Interviews	86%	12%	2%	1%	100%

* Data is provided from the Pretrial Information Management System

* Counts and percentages are of pretrial interviews.

* A single individual may have one or more pretrial interviews during the reported timeframe.

* 2019 Single-Race Population Estimates for Ages 15 and Older Only on CDC WONDER Online Database. Retrieved from <https://wonder.cdc.gov/wonder/help/single-race.html#Source> on November 3, 2021.

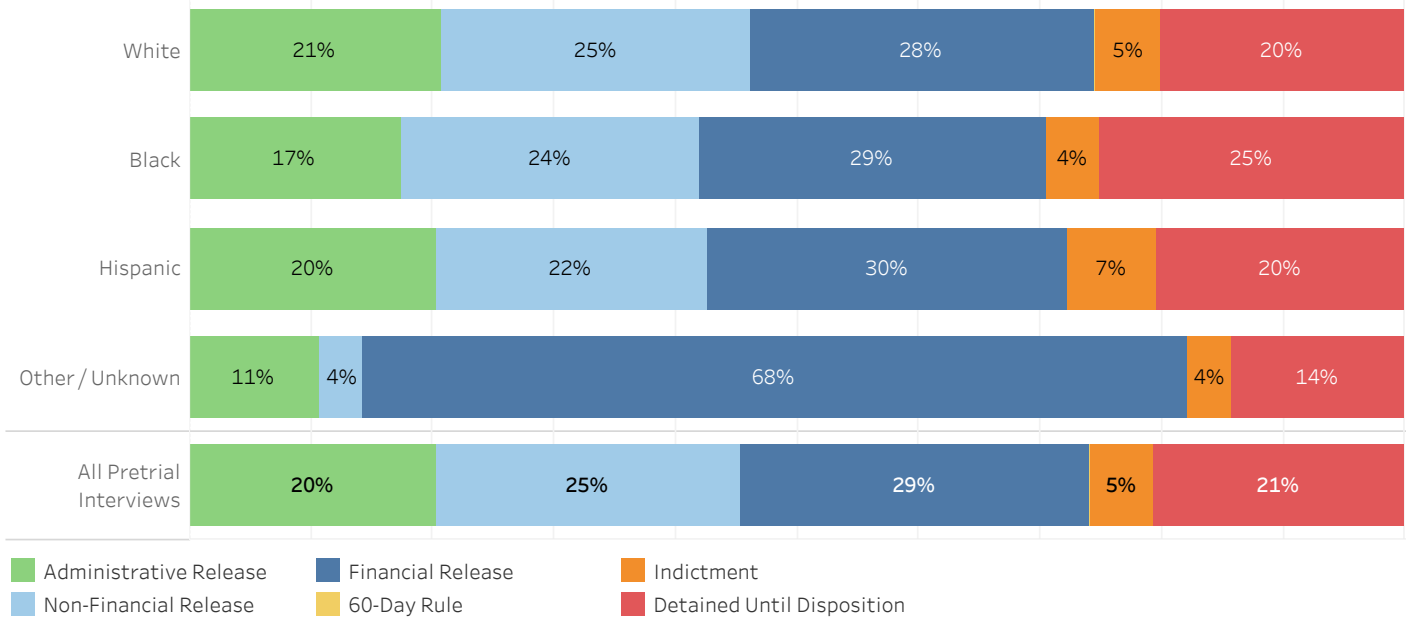


ADMINISTRATIVE OFFICE OF THE COURTS
Research and Statistics

19_PINS8020

District Court Pretrial Interviews with Custody Ending
CY2017-2021 CALDWELL COUNTY

Release Outcome Proportions by Defendant Race



Release Outcome Proportions by Defendant Race

		Administrative Release	Non-Financial Release	Financial Release	60-Day Rule	Indictment	Detained Until Disposition	All Pretrial Interviews
White	Interviews	522	636	710	3	132	505	2,508
	% of Interviews	21%	25%	28%	0%	5%	20%	100%
Black	Interviews	60	84	98	0	15	86	343
	% of Interviews	17%	24%	29%	0%	4%	25%	100%
Hispanic	Interviews	11	12	16	0	4	11	54
	% of Interviews	20%	22%	30%	0%	7%	20%	100%
Other/ Unknown	Interviews	3	1	19	0	1	4	28
	% of Interviews	11%	4%	68%	0%	4%	14%	100%
All Pretrial Interviews	Interviews	596	733	843	3	152	606	2,933
	% of Interviews	20%	25%	29%	0%	5%	21%	100%

* Data is provided from the Pretrial Information Management System

* Counts and percentages are of pretrial interviews.

* A single individual may have one or more pretrial interviews during the reported timeframe.

* 2019 Single-Race Population Estimates for Ages 15 and Older Only on CDC WONDER Online Database. Retrieved from <https://wonder.cdc.gov/wonder/help/single-race.html#Source> on November 3, 2021.



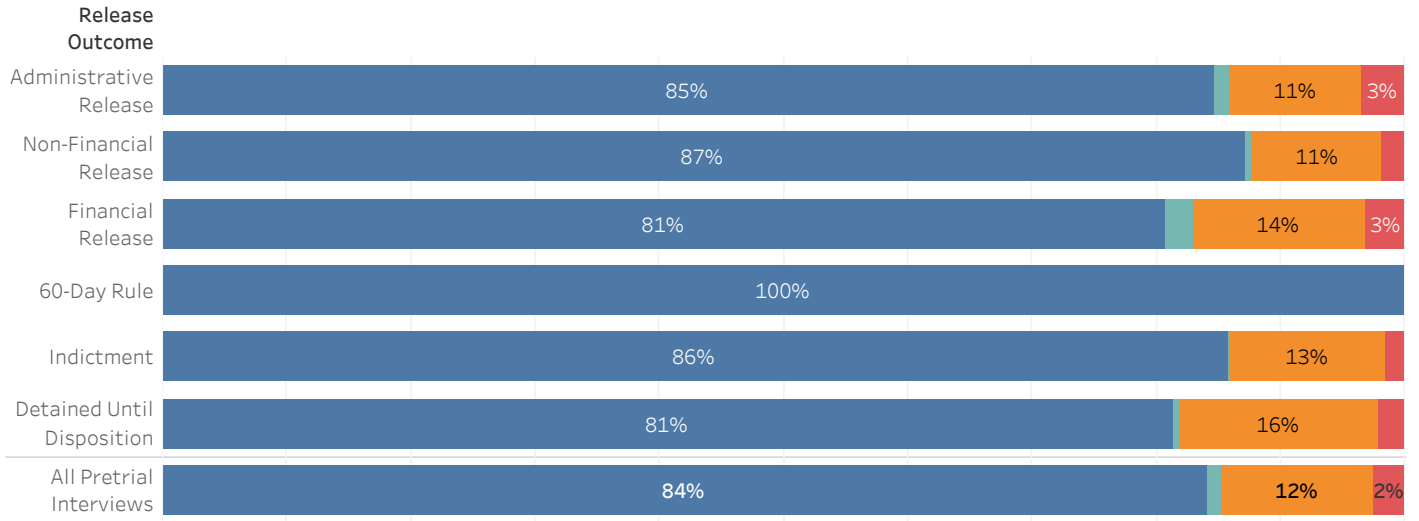
ADMINISTRATIVE OFFICE OF THE COURTS
Research and Statistics

19_PINS8020

District Court Pretrial Interviews with Custody Ending
CY2017-2021 CALLOWAY COUNTY

White Black Hispanic Other/Unknown

Defendant Race Proportions by Release Outcome



Kentucky State Population*



Kentucky State Population*

White	Black	Hispanic	Other/Unknown	Total
3,112,654	297,705	118,427	112,664	3,641,450

Defendant Race Proportions by Release Outcome

		White	Black	Hispanic	Other / Unknown	Grand Total
Administrative Release	Interviews	876	111	35	12	1,034
	% of Interviews	85%	11%	3%	1%	100%
Non-Financial Release	Interviews	1,088	132	22	6	1,248
	% of Interviews	87%	11%	2%	0%	100%
Financial Release	Interviews	701	119	28	21	869
	% of Interviews	81%	14%	3%	2%	100%
60-Day Rule	Interviews	3	0	0	0	3
	% of Interviews	100%	0%	0%	0%	100%
Indictment	Interviews	402	59	7	1	469
	% of Interviews	86%	13%	1%	0%	100%
Detained Until Disposition	Interviews	593	116	15	4	728
	% of Interviews	81%	16%	2%	1%	100%
All Pretrial Interviews	Interviews	3,663	537	107	44	4,351
	% of Interviews	84%	12%	2%	1%	100%

* Data is provided from the Pretrial Information Management System

* Counts and percentages are of pretrial interviews.

* A single individual may have one or more pretrial interviews during the reported timeframe.

* 2019 Single-Race Population Estimates for Ages 15 and Older Only on CDC WONDER Online Database. Retrieved from <https://wonder.cdc.gov/wonder/help/single-race.html#Source> on November 3, 2021.

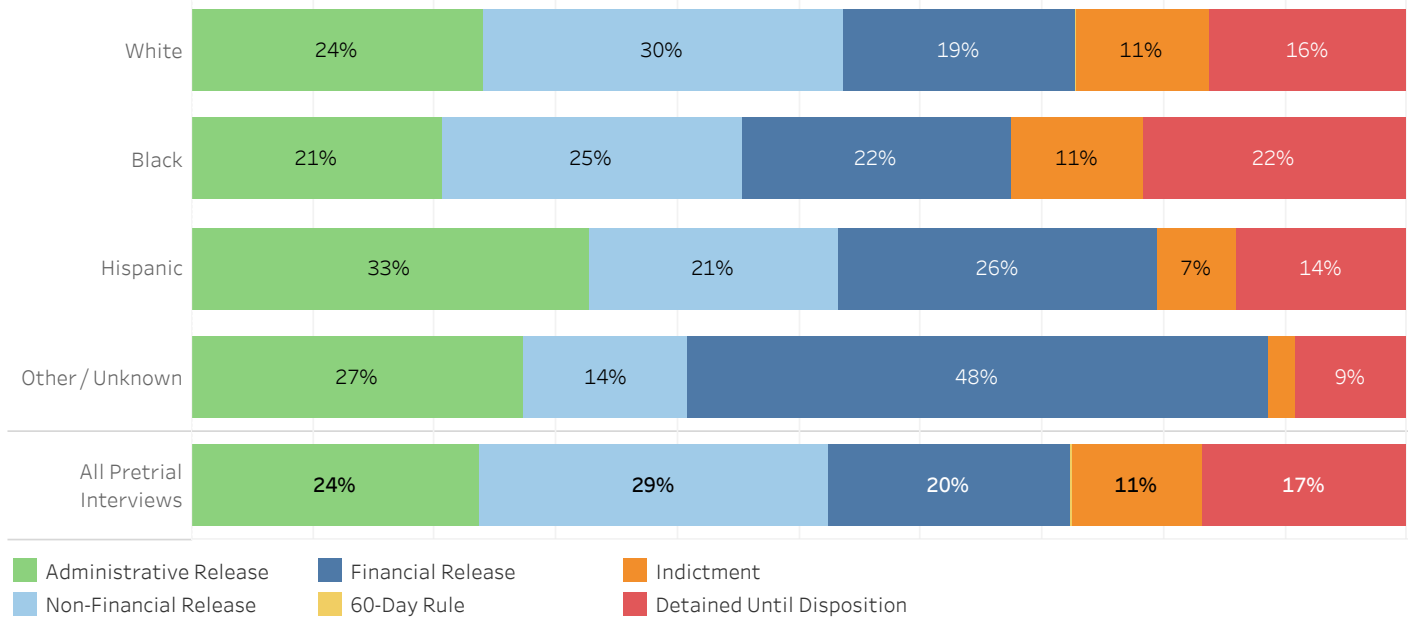


ADMINISTRATIVE OFFICE OF THE COURTS
Research and Statistics

19_PINS8020

District Court Pretrial Interviews with Custody Ending
CY2017-2021 CALLOWAY COUNTY

Release Outcome Proportions by Defendant Race



Release Outcome Proportions by Defendant Race

		Administrative Release	Non-Financial Release	Financial Release	60-Day Rule	Indictment	Detained Until Disposition	All Pretrial Interviews
White	Interviews	876	1,088	701	3	402	593	3,663
	% of Interviews	24%	30%	19%	0%	11%	16%	100%
Black	Interviews	111	132	119	0	59	116	537
	% of Interviews	21%	25%	22%	0%	11%	22%	100%
Hispanic	Interviews	35	22	28	0	7	15	107
	% of Interviews	33%	21%	26%	0%	7%	14%	100%
Other/ Unknown	Interviews	12	6	21	0	1	4	44
	% of Interviews	27%	14%	48%	0%	2%	9%	100%
All Pretrial Interviews	Interviews	1,034	1,248	869	3	469	728	4,351
	% of Interviews	24%	29%	20%	0%	11%	17%	100%

* Data is provided from the Pretrial Information Management System

* Counts and percentages are of pretrial interviews.

* A single individual may have one or more pretrial interviews during the reported timeframe.

* 2019 Single-Race Population Estimates for Ages 15 and Older Only on CDC WONDER Online Database. Retrieved from <https://wonder.cdc.gov/wonder/help/single-race.html#Source> on November 3, 2021.



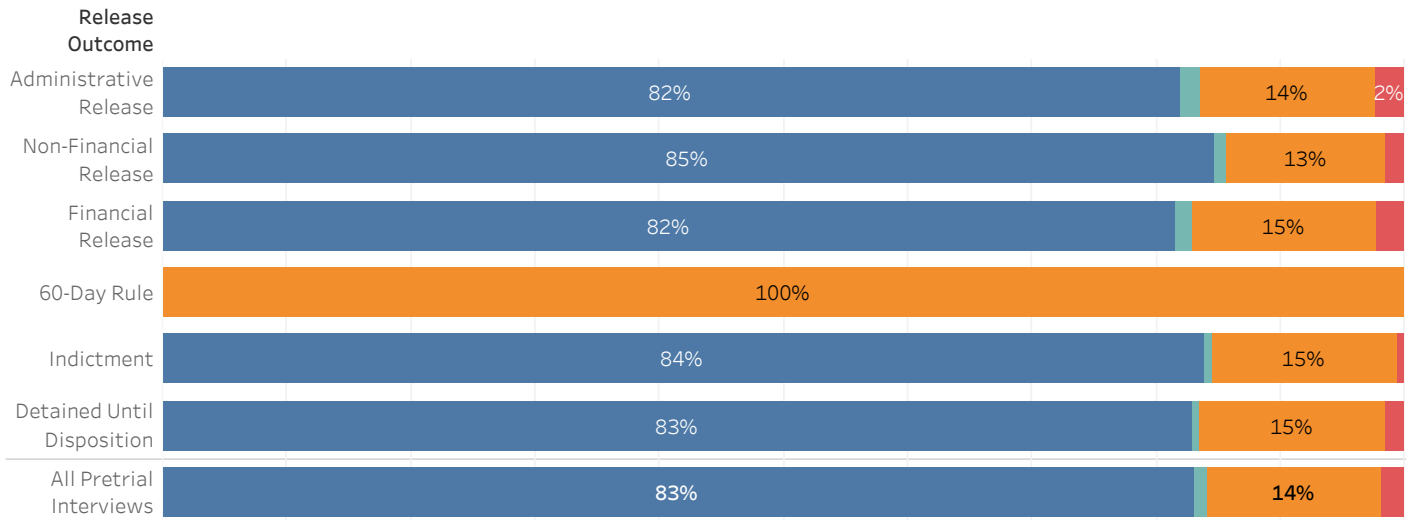
ADMINISTRATIVE OFFICE OF THE COURTS
Research and Statistics

19_PINS8020

District Court Pretrial Interviews with Custody Ending
CY2017-2021 CAMPBELL COUNTY

White Black Hispanic Other/Unknown

Defendant Race Proportions by Release Outcome



Kentucky State Population*



Kentucky State Population*

White	Black	Hispanic	Other/Unknown	Total
3,112,654	297,705	118,427	112,664	3,641,450

Defendant Race Proportions by Release Outcome

		White	Black	Hispanic	Other / Unknown	Grand Total
Administrative Release	Interviews	2,798	477	82	54	3,411
	% of Interviews	82%	14%	2%	2%	100%
Non-Financial Release	Interviews	3,424	517	61	42	4,044
	% of Interviews	85%	13%	2%	1%	100%
Financial Release	Interviews	1,959	356	54	32	2,401
	% of Interviews	82%	15%	2%	1%	100%
60-Day Rule	Interviews		1			1
	% of Interviews		100%			100%
Indictment	Interviews	725	129	5	6	865
	% of Interviews	84%	15%	1%	1%	100%
Detained Until Disposition	Interviews	2,592	470	49	16	3,127
	% of Interviews	83%	15%	2%	1%	100%
All Pretrial Interviews	Interviews	11,498	1,950	251	150	13,849
	% of Interviews	83%	14%	2%	1%	100%

* Data is provided from the Pretrial Information Management System

* Counts and percentages are of pretrial interviews.

* A single individual may have one or more pretrial interviews during the reported timeframe.

* 2019 Single-Race Population Estimates for Ages 15 and Older Only on CDC WONDER Online Database. Retrieved from <https://wonder.cdc.gov/wonder/help/single-race.html#Source> on November 3, 2021.

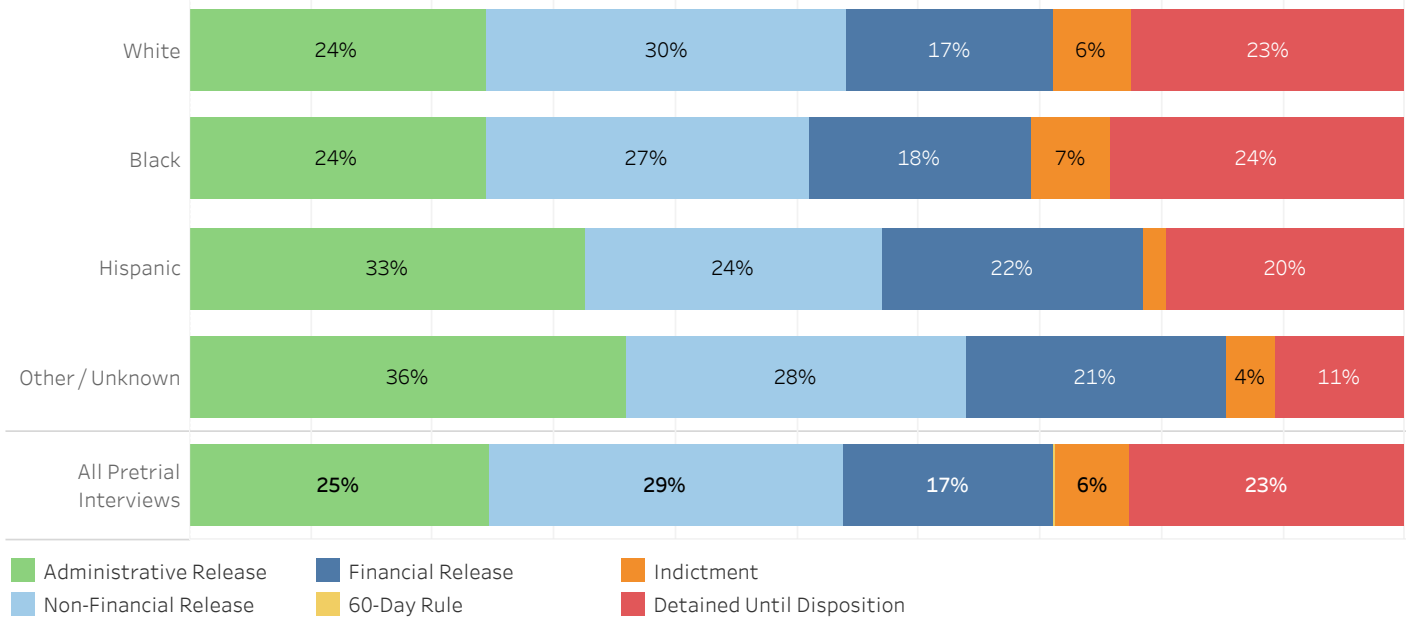


ADMINISTRATIVE OFFICE OF THE COURTS
Research and Statistics

19_PINS8020

District Court Pretrial Interviews with Custody Ending
CY2017-2021 CAMPBELL COUNTY

Release Outcome Proportions by Defendant Race



Release Outcome Proportions by Defendant Race

		Administrative Release	Non-Financial Release	Financial Release	60-Day Rule	Indictment	Detained Until Disposition	All Pretrial Interviews
White	Interviews	2,798	3,424	1,959	1	725	2,592	11,498
	% of Interviews	24%	30%	17%	0%	6%	23%	100%
Black	Interviews	477	517	356	1	129	470	1,950
	% of Interviews	24%	27%	18%	0%	7%	24%	100%
Hispanic	Interviews	82	61	54	0	5	49	251
	% of Interviews	33%	24%	22%	0%	2%	20%	100%
Other/ Unknown	Interviews	54	42	32	0	6	16	150
	% of Interviews	36%	28%	21%	0%	4%	11%	100%
All Pretrial Interviews	Interviews	3,411	4,044	2,401	1	865	3,127	13,849
	% of Interviews	25%	29%	17%	0%	6%	23%	100%

* Data is provided from the Pretrial Information Management System

* Counts and percentages are of pretrial interviews.

* A single individual may have one or more pretrial interviews during the reported timeframe.

* 2019 Single-Race Population Estimates for Ages 15 and Older Only on CDC WONDER Online Database. Retrieved from <https://wonder.cdc.gov/wonder/help/single-race.html#Source> on November 3, 2021.



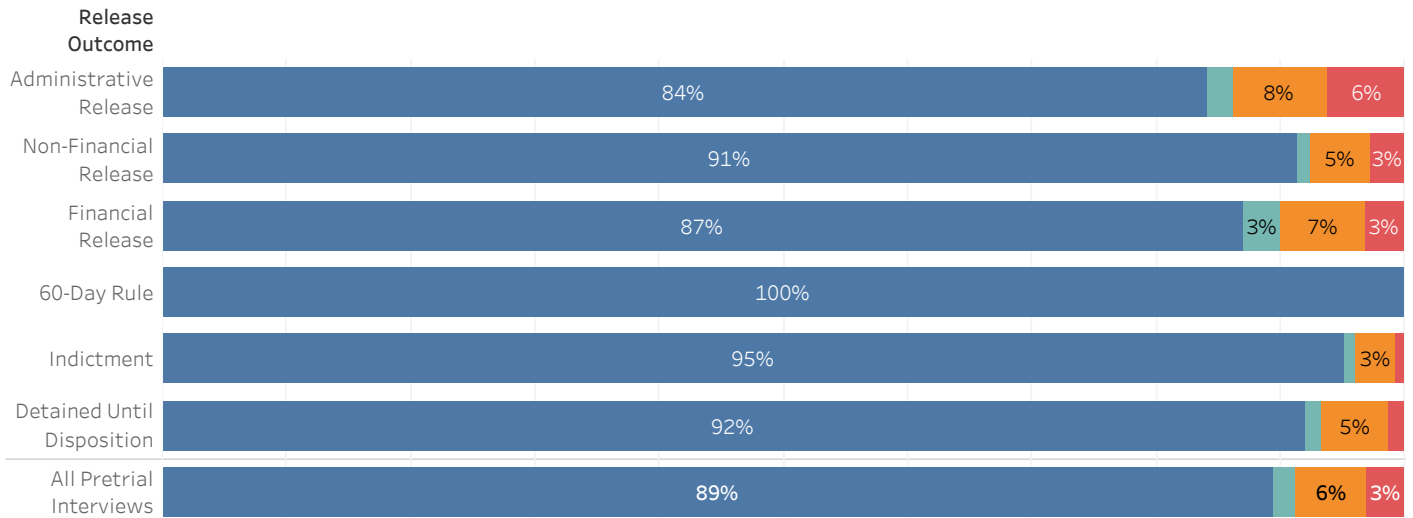
ADMINISTRATIVE OFFICE OF THE COURTS
Research and Statistics

19_PINS8020

District Court Pretrial Interviews with Custody Ending
CY2017-2021 CARROLL COUNTY

White Black Hispanic Other/Unknown

Defendant Race Proportions by Release Outcome



Kentucky State Population*



Kentucky State Population*

White	Black	Hispanic	Other/Unknown	Total
3,112,654	297,705	118,427	112,664	3,641,450

Defendant Race Proportions by Release Outcome

		White	Black	Hispanic	Other / Unknown	Grand Total
Administrative Release	Interviews	971	87	72	24	1,154
	% of Interviews	84%	8%	6%	2%	100%
Non-Financial Release	Interviews	2,090	110	62	26	2,288
	% of Interviews	91%	5%	3%	1%	100%
Financial Release	Interviews	1,389	109	50	48	1,596
	% of Interviews	87%	7%	3%	3%	100%
60-Day Rule	Interviews	5				5
	% of Interviews	100%				100%
Indictment	Interviews	553	19	4	5	581
	% of Interviews	95%	3%	1%	1%	100%
Detained Until Disposition	Interviews	922	55	13	12	1,002
	% of Interviews	92%	5%	1%	1%	100%
All Pretrial Interviews	Interviews	5,930	380	201	115	6,626
	% of Interviews	89%	6%	3%	2%	100%

* Data is provided from the Pretrial Information Management System

* Counts and percentages are of pretrial interviews.

* A single individual may have one or more pretrial interviews during the reported timeframe.

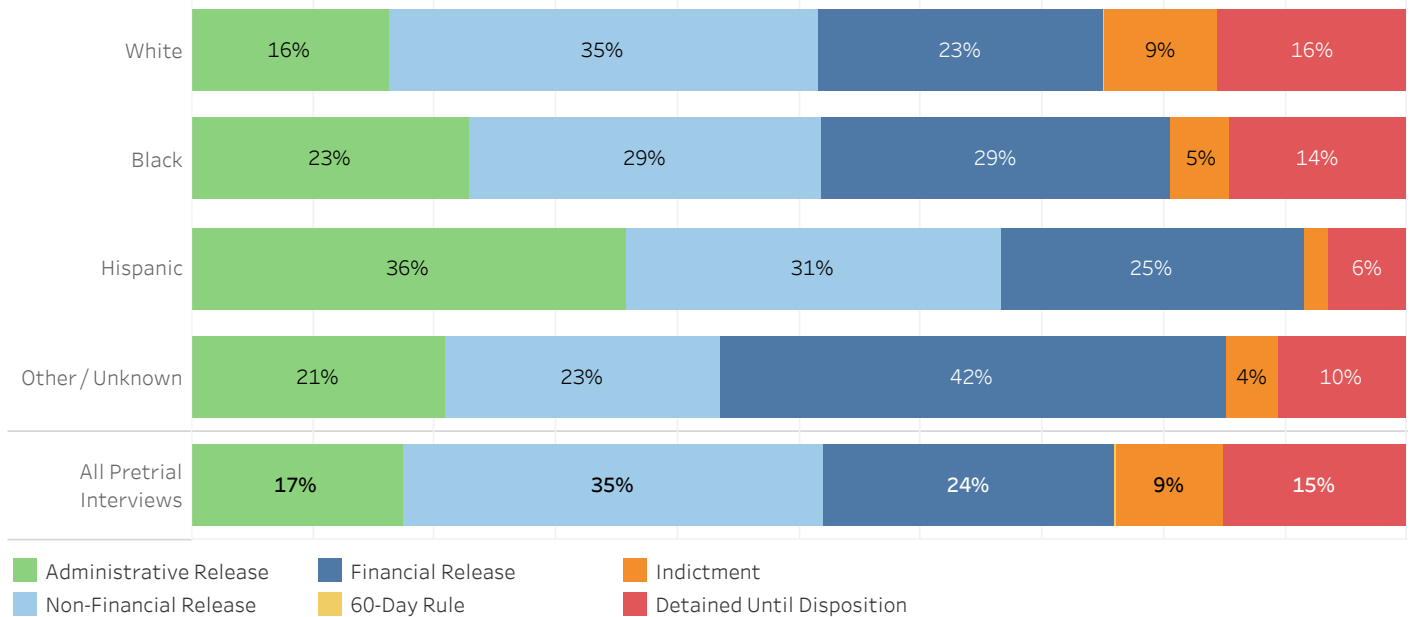
* 2019 Single-Race Population Estimates for Ages 15 and Older Only on CDC WONDER Online Database. Retrieved from <https://wonder.cdc.gov/wonder/help/single-race.html#Source> on November 3, 2021.



ADMINISTRATIVE OFFICE OF THE COURTS
Research and Statistics

District Court Pretrial Interviews with Custody Ending
CY2017-2021 CARROLL COUNTY

Release Outcome Proportions by Defendant Race



Release Outcome Proportions by Defendant Race

		Administrative Release	Non-Financial Release	Financial Release	60-Day Rule	Indictment	Detained Until Disposition	All Pretrial Interviews
White	Interviews	971	2,090	1,389	5	553	922	5,930
	% of Interviews	16%	35%	23%	0%	9%	16%	100%
Black	Interviews	87	110	109		19	55	380
	% of Interviews	23%	29%	29%		5%	14%	100%
Hispanic	Interviews	72	62	50		4	13	201
	% of Interviews	36%	31%	25%		2%	6%	100%
Other/ Unknown	Interviews	24	26	48		5	12	115
	% of Interviews	21%	23%	42%		4%	10%	100%
All Pretrial Interviews	Interviews	1,154	2,288	1,596	5	581	1,002	6,626
	% of Interviews	17%	35%	24%	0%	9%	15%	100%

* Data is provided from the Pretrial Information Management System

* Counts and percentages are of pretrial interviews.

* A single individual may have one or more pretrial interviews during the reported timeframe.

* 2019 Single-Race Population Estimates for Ages 15 and Older Only on CDC WONDER Online Database. Retrieved from <https://wonder.cdc.gov/wonder/help/single-race.html#Source> on November 3, 2021.



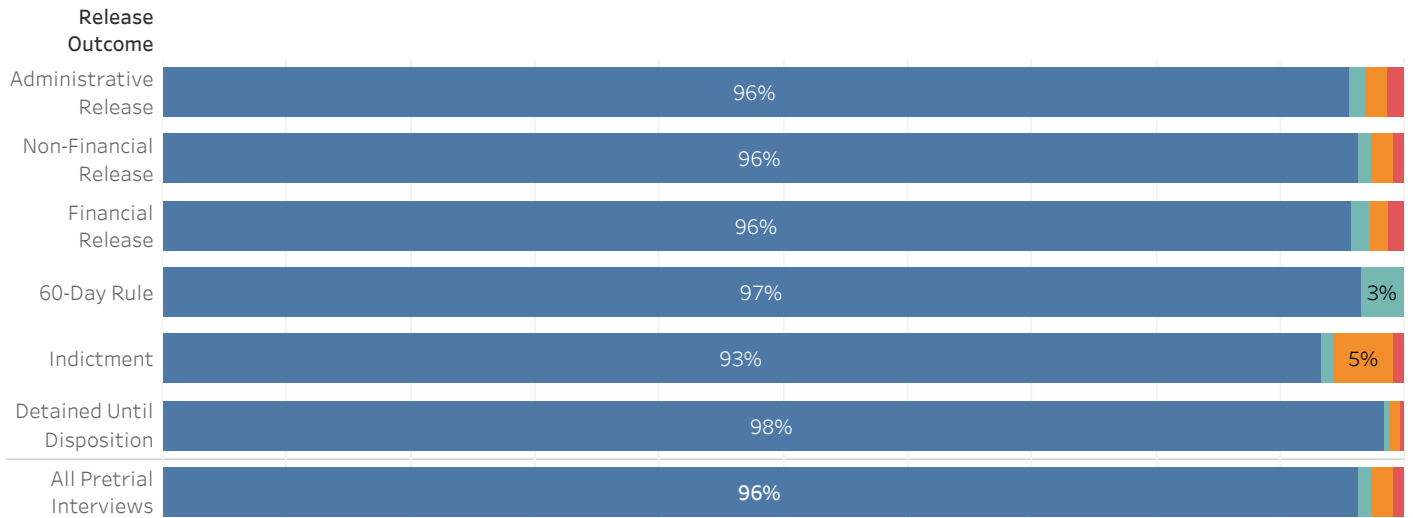
ADMINISTRATIVE OFFICE OF THE COURTS
Research and Statistics

19_PINS8020

District Court Pretrial Interviews with Custody Ending
CY2017-2021 CARTER COUNTY

White Black Hispanic Other/Unknown

Defendant Race Proportions by Release Outcome



Kentucky State Population*



Kentucky State Population*

White	Black	Hispanic	Other/Unknown	Total
3,112,654	297,705	118,427	112,664	3,641,450

Defendant Race Proportions by Release Outcome

		White	Black	Hispanic	Other / Unknown	Grand Total
Administrative Release	Interviews	643	12	9	9	673
	% of Interviews	96%	2%	1%	1%	100%
Non-Financial Release	Interviews	1,474	27	13	16	1,530
	% of Interviews	96%	2%	1%	1%	100%
Financial Release	Interviews	475	8	6	7	496
	% of Interviews	96%	2%	1%	1%	100%
60-Day Rule	Interviews	28			1	29
	% of Interviews	97%			3%	100%
Indictment	Interviews	208	11	2	2	223
	% of Interviews	93%	5%	1%	1%	100%
Detained Until Disposition	Interviews	544	4	2	3	553
	% of Interviews	98%	1%	0%	1%	100%
All Pretrial Interviews	Interviews	3,372	62	32	38	3,504
	% of Interviews	96%	2%	1%	1%	100%

* Data is provided from the Pretrial Information Management System

* Counts and percentages are of pretrial interviews.

* A single individual may have one or more pretrial interviews during the reported timeframe.

* 2019 Single-Race Population Estimates for Ages 15 and Older Only on CDC WONDER Online Database. Retrieved from <https://wonder.cdc.gov/wonder/help/single-race.html#Source> on November 3, 2021.

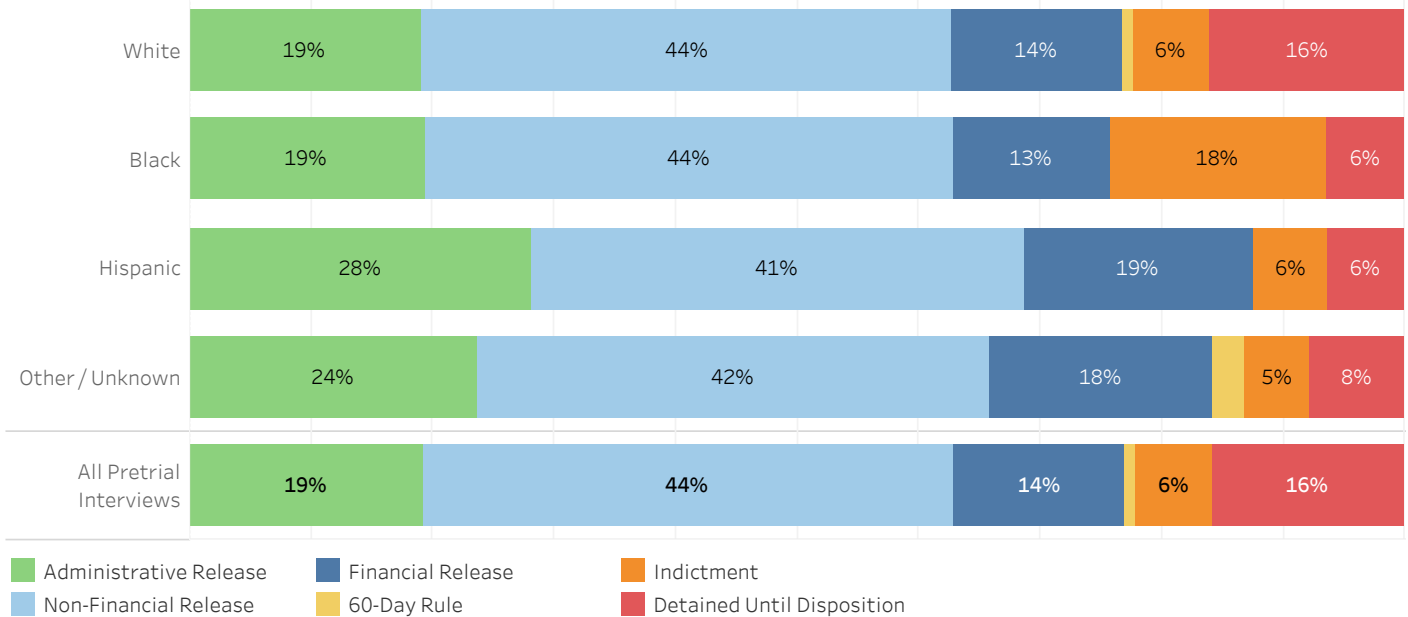


ADMINISTRATIVE OFFICE OF THE COURTS
Research and Statistics

19_PINS8020

District Court Pretrial Interviews with Custody Ending
CY2017-2021 CARTER COUNTY

Release Outcome Proportions by Defendant Race



Release Outcome Proportions by Defendant Race

		Administrative Release	Non-Financial Release	Financial Release	60-Day Rule	Indictment	Detained Until Disposition	All Pretrial Interviews
White	Interviews	643	1,474	475	28	208	544	3,372
	% of Interviews	19%	44%	14%	1%	6%	16%	100%
Black	Interviews	12	27	8	1	11	4	62
	% of Interviews	19%	44%	13%	1%	18%	6%	100%
Hispanic	Interviews	9	13	6	1	2	2	32
	% of Interviews	28%	41%	19%	1%	6%	6%	100%
Other/Unknown	Interviews	9	16	7	1	2	3	38
	% of Interviews	24%	42%	18%	3%	5%	8%	100%
All Pretrial Interviews	Interviews	673	1,530	496	29	223	553	3,504
	% of Interviews	19%	44%	14%	1%	6%	16%	100%

* Data is provided from the Pretrial Information Management System

* Counts and percentages are of pretrial interviews.

* A single individual may have one or more pretrial interviews during the reported timeframe.

* 2019 Single-Race Population Estimates for Ages 15 and Older Only on CDC WONDER Online Database. Retrieved from <https://wonder.cdc.gov/wonder/help/single-race.html#Source> on November 3, 2021.



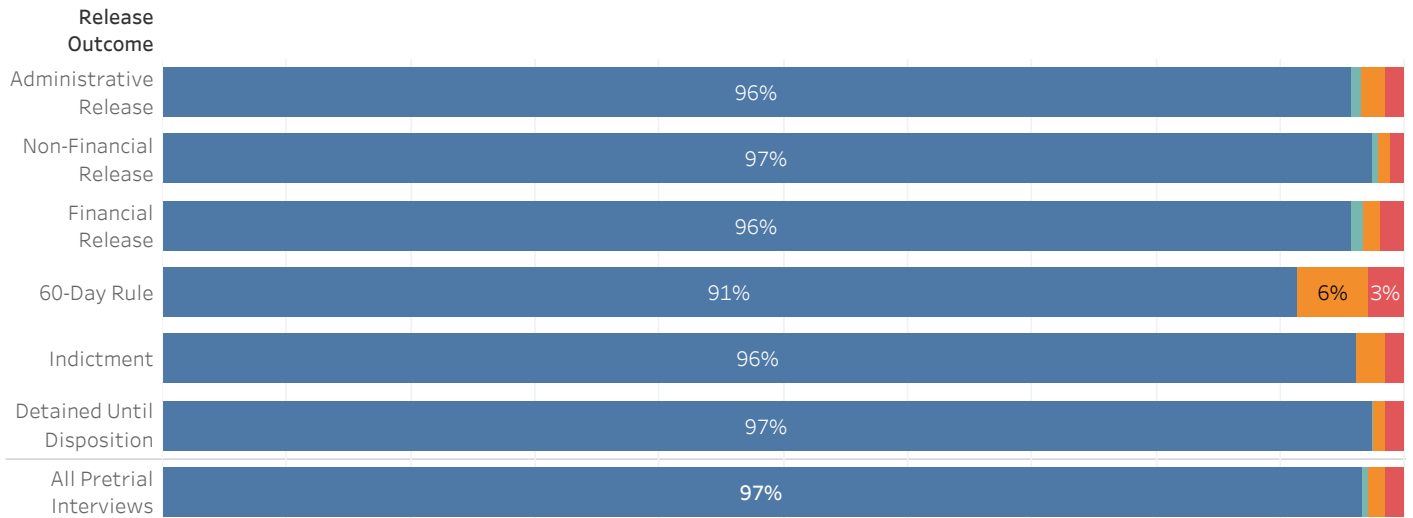
ADMINISTRATIVE OFFICE OF THE COURTS
Research and Statistics

19_PINS8020

District Court Pretrial Interviews with Custody Ending
CY2017-2021 CASEY COUNTY

White Black Hispanic Other/Unknown

Defendant Race Proportions by Release Outcome



Kentucky State Population*



Kentucky State Population*

White	Black	Hispanic	Other/Unknown	Total
3,112,654	297,705	118,427	112,664	3,641,450

Defendant Race Proportions by Release Outcome

		White	Black	Hispanic	Other / Unknown	Grand Total
Administrative Release	Interviews	493	10	8	4	515
	% of Interviews	96%	2%	2%	1%	100%
Non-Financial Release	Interviews	819	8	10	4	841
	% of Interviews	97%	1%	1%	0%	100%
Financial Release	Interviews	408	6	8	4	426
	% of Interviews	96%	1%	2%	1%	100%
60-Day Rule	Interviews	32	2	1		35
	% of Interviews	91%	6%	3%		100%
Indictment	Interviews	254	6	4		264
	% of Interviews	96%	2%	2%		100%
Detained Until Disposition	Interviews	520	5	8	1	534
	% of Interviews	97%	1%	1%	0%	100%
All Pretrial Interviews	Interviews	2,526	37	39	13	2,615
	% of Interviews	97%	1%	1%	0%	100%

* Data is provided from the Pretrial Information Management System

* Counts and percentages are of pretrial interviews.

* A single individual may have one or more pretrial interviews during the reported timeframe.

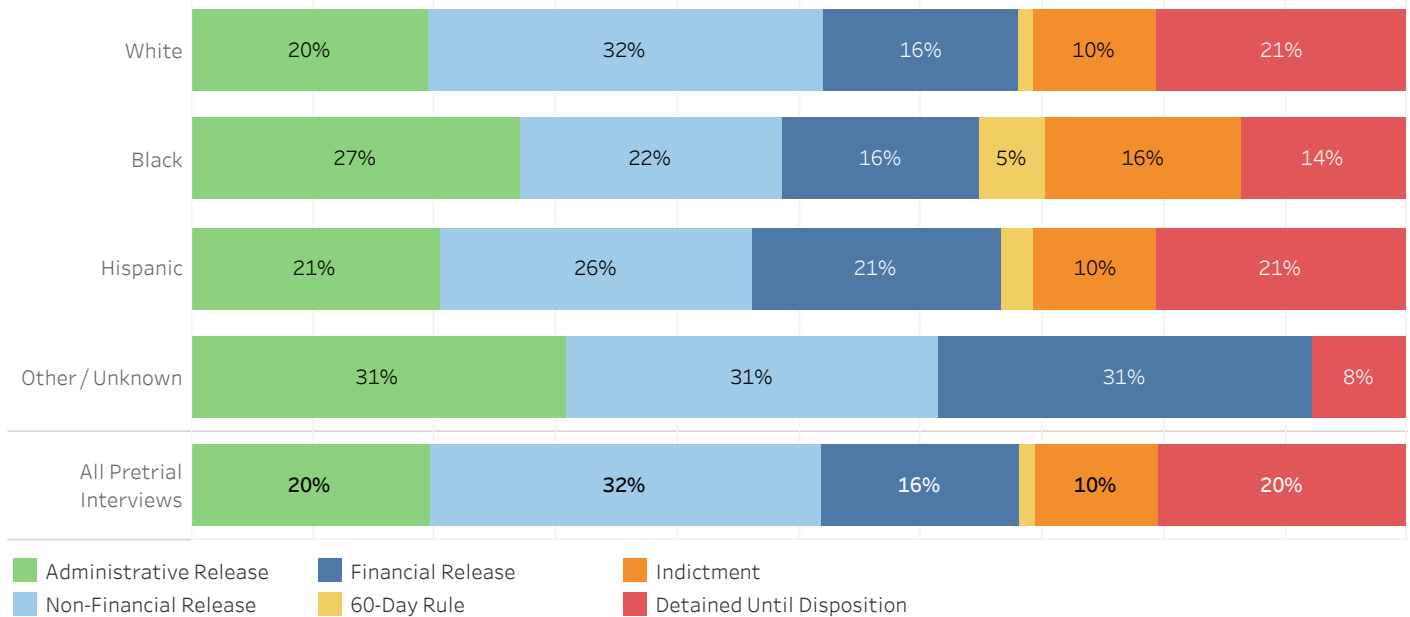
* 2019 Single-Race Population Estimates for Ages 15 and Older Only on CDC WONDER Online Database. Retrieved from <https://wonder.cdc.gov/wonder/help/single-race.html#Source> on November 3, 2021.



ADMINISTRATIVE OFFICE OF THE COURTS
Research and Statistics

District Court Pretrial Interviews with Custody Ending
CY2017-2021 CASEY COUNTY

Release Outcome Proportions by Defendant Race



Release Outcome Proportions by Defendant Race

		Administrative Release	Non-Financial Release	Financial Release	60-Day Rule	Indictment	Detained Until Disposition	All Pretrial Interviews
White	Interviews	493	819	408	32	254	520	2,526
	% of Interviews	20%	32%	16%	1%	10%	21%	100%
Black	Interviews	10	8	6	2	6	5	37
	% of Interviews	27%	22%	16%	5%	16%	14%	100%
Hispanic	Interviews	8	10	8	1	4	8	39
	% of Interviews	21%	26%	21%	3%	10%	21%	100%
Other/ Unknown	Interviews	4	4	4	0	0	1	13
	% of Interviews	31%	31%	31%	0%	0%	8%	100%
All Pretrial Interviews	Interviews	515	841	426	35	264	534	2,615
	% of Interviews	20%	32%	16%	1%	10%	20%	100%

* Data is provided from the Pretrial Information Management System

* Counts and percentages are of pretrial interviews.

* A single individual may have one or more pretrial interviews during the reported timeframe.

* 2019 Single-Race Population Estimates for Ages 15 and Older Only on CDC WONDER Online Database. Retrieved from <https://wonder.cdc.gov/wonder/help/single-race.html#Source> on November 3, 2021.

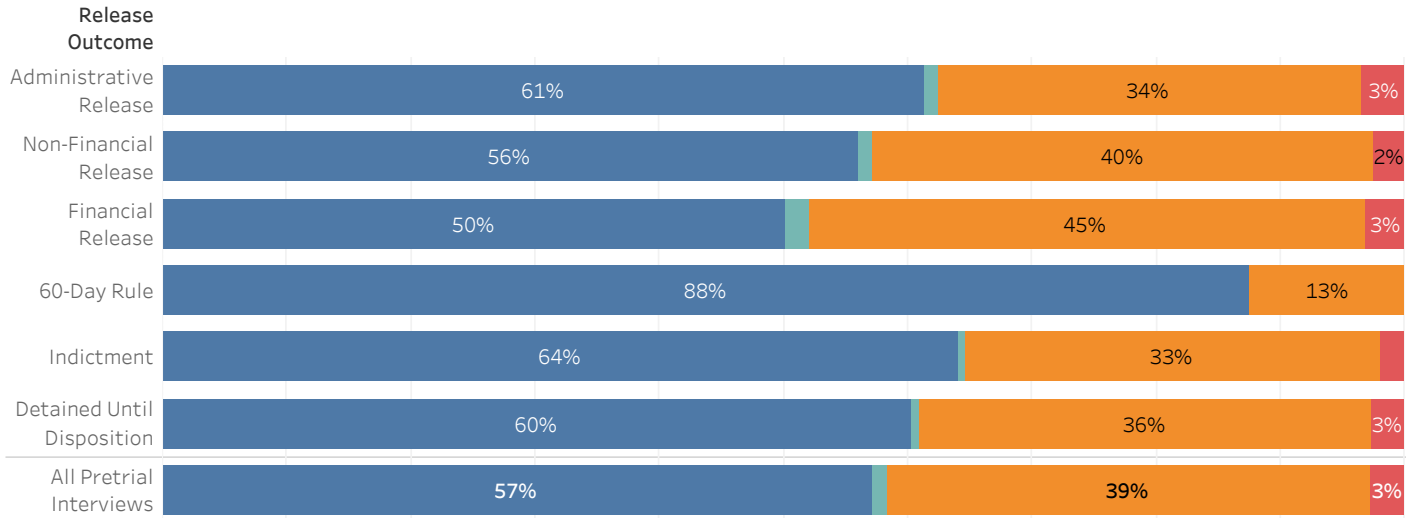


ADMINISTRATIVE OFFICE OF THE COURTS
Research and Statistics

District Court Pretrial Interviews with Custody Ending
CY2017-2021 CHRISTIAN COUNTY

White Black Hispanic Other/Unknown

Defendant Race Proportions by Release Outcome



Kentucky State Population*



Kentucky State Population*

White	Black	Hispanic	Other/Unknown	Total
3,112,654	297,705	118,427	112,664	3,641,450

Defendant Race Proportions by Release Outcome

		White	Black	Hispanic	Other / Unknown	Grand Total
Administrative Release	Interviews	1,709	947	97	32	2,785
	% of Interviews	61%	34%	3%	1%	100%
Non-Financial Release	Interviews	3,566	2,569	158	71	6,364
	% of Interviews	56%	40%	2%	1%	100%
Financial Release	Interviews	1,568	1,393	101	60	3,122
	% of Interviews	50%	45%	3%	2%	100%
60-Day Rule	Interviews	7	1			8
	% of Interviews	88%	13%			100%
Indictment	Interviews	796	414	25	7	1,242
	% of Interviews	64%	33%	2%	1%	100%
Detained Until Disposition	Interviews	1,616	977	69	19	2,681
	% of Interviews	60%	36%	3%	1%	100%
All Pretrial Interviews	Interviews	9,262	6,301	450	189	16,202
	% of Interviews	57%	39%	3%	1%	100%

* Data is provided from the Pretrial Information Management System

* Counts and percentages are of pretrial interviews.

* A single individual may have one or more pretrial interviews during the reported timeframe.

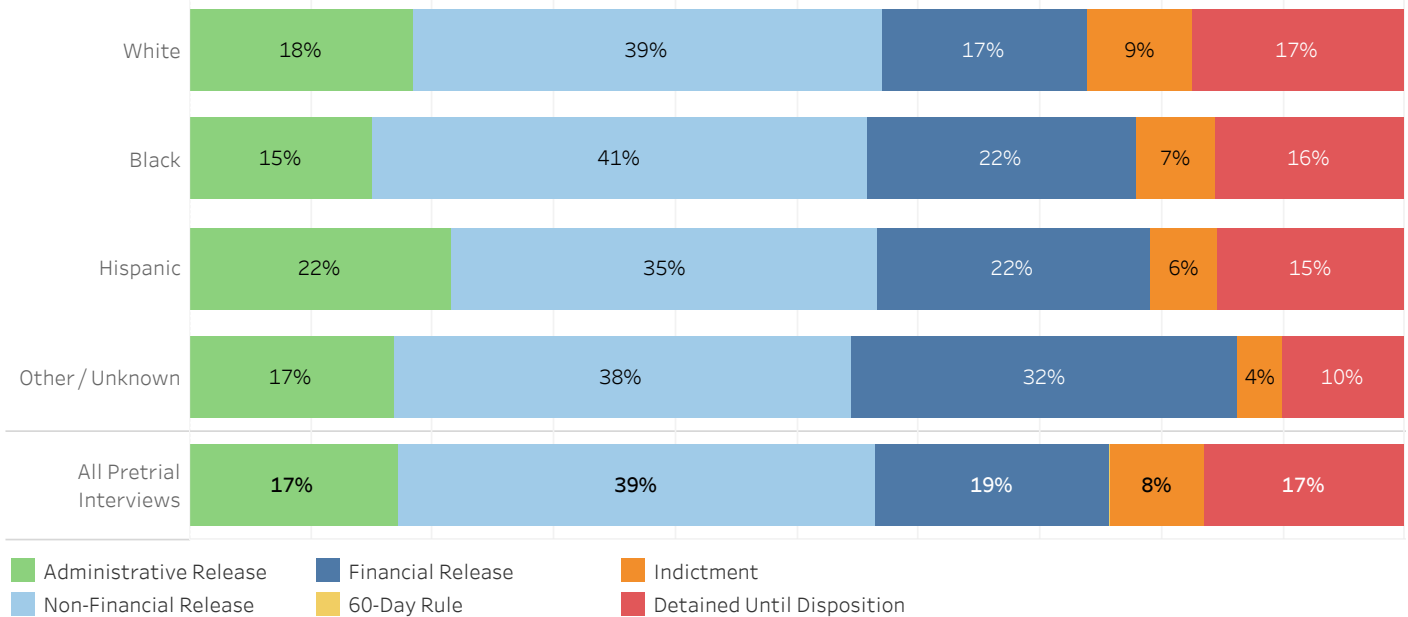
* 2019 Single-Race Population Estimates for Ages 15 and Older Only on CDC WONDER Online Database. Retrieved from <https://wonder.cdc.gov/wonder/help/single-race.html#Source> on November 3, 2021.



ADMINISTRATIVE OFFICE OF THE COURTS
Research and Statistics

District Court Pretrial Interviews with Custody Ending
CY2017-2021 CHRISTIAN COUNTY

Release Outcome Proportions by Defendant Race



Release Outcome Proportions by Defendant Race

		Administrative Release	Non-Financial Release	Financial Release	60-Day Rule	Indictment	Detained Until Disposition	All Pretrial Interviews
White	Interviews	1,709	3,566	1,568	7	796	1,616	9,262
	% of Interviews	18%	39%	17%	0%	9%	17%	100%
Black	Interviews	947	2,569	1,393	1	414	977	6,301
	% of Interviews	15%	41%	22%	0%	7%	16%	100%
Hispanic	Interviews	97	158	101		25	69	450
	% of Interviews	22%	35%	22%		6%	15%	100%
Other/ Unknown	Interviews	32	71	60		7	19	189
	% of Interviews	17%	38%	32%		4%	10%	100%
All Pretrial Interviews	Interviews	2,785	6,364	3,122	8	1,242	2,681	16,202
	% of Interviews	17%	39%	19%	0%	8%	17%	100%

* Data is provided from the Pretrial Information Management System

* Counts and percentages are of pretrial interviews.

* A single individual may have one or more pretrial interviews during the reported timeframe.

* 2019 Single-Race Population Estimates for Ages 15 and Older Only on CDC WONDER Online Database. Retrieved from <https://wonder.cdc.gov/wonder/help/single-race.html#Source> on November 3, 2021.



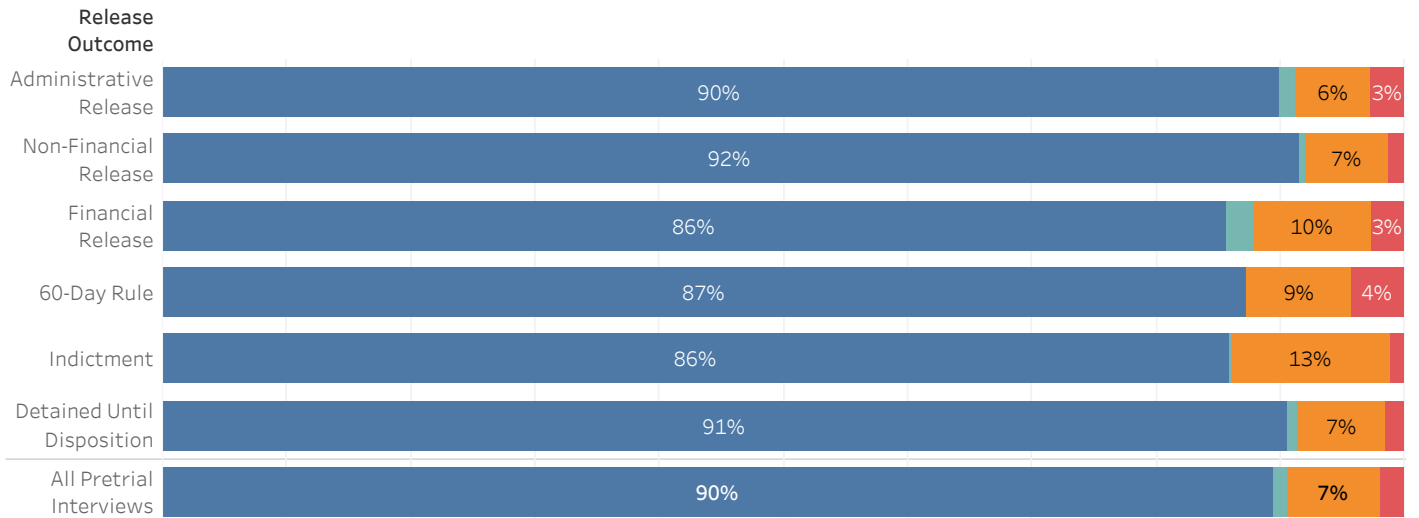
ADMINISTRATIVE OFFICE OF THE COURTS
Research and Statistics

19_PINS8020

District Court Pretrial Interviews with Custody Ending
CY2017-2021 CLARK COUNTY

White Black Hispanic Other/Unknown

Defendant Race Proportions by Release Outcome



Kentucky State Population*



Kentucky State Population*

White	Black	Hispanic	Other/Unknown	Total
3,112,654	297,705	118,427	112,664	3,641,450

Defendant Race Proportions by Release Outcome

		White	Black	Hispanic	Other / Unknown	Grand Total
Administrative Release	Interviews	1,721	115	52	28	1,916
	% of Interviews	90%	6%	3%	1%	100%
Non-Financial Release	Interviews	2,510	183	36	14	2,743
	% of Interviews	92%	7%	1%	1%	100%
Financial Release	Interviews	1,426	159	44	36	1,665
	% of Interviews	86%	10%	3%	2%	100%
60-Day Rule	Interviews	41	4	2		47
	% of Interviews	87%	9%	4%		100%
Indictment	Interviews	377	56	5	1	439
	% of Interviews	86%	13%	1%	0%	100%
Detained Until Disposition	Interviews	1,774	139	31	14	1,958
	% of Interviews	91%	7%	2%	1%	100%
All Pretrial Interviews	Interviews	7,849	656	170	93	8,768
	% of Interviews	90%	7%	2%	1%	100%

* Data is provided from the Pretrial Information Management System

* Counts and percentages are of pretrial interviews.

* A single individual may have one or more pretrial interviews during the reported timeframe.

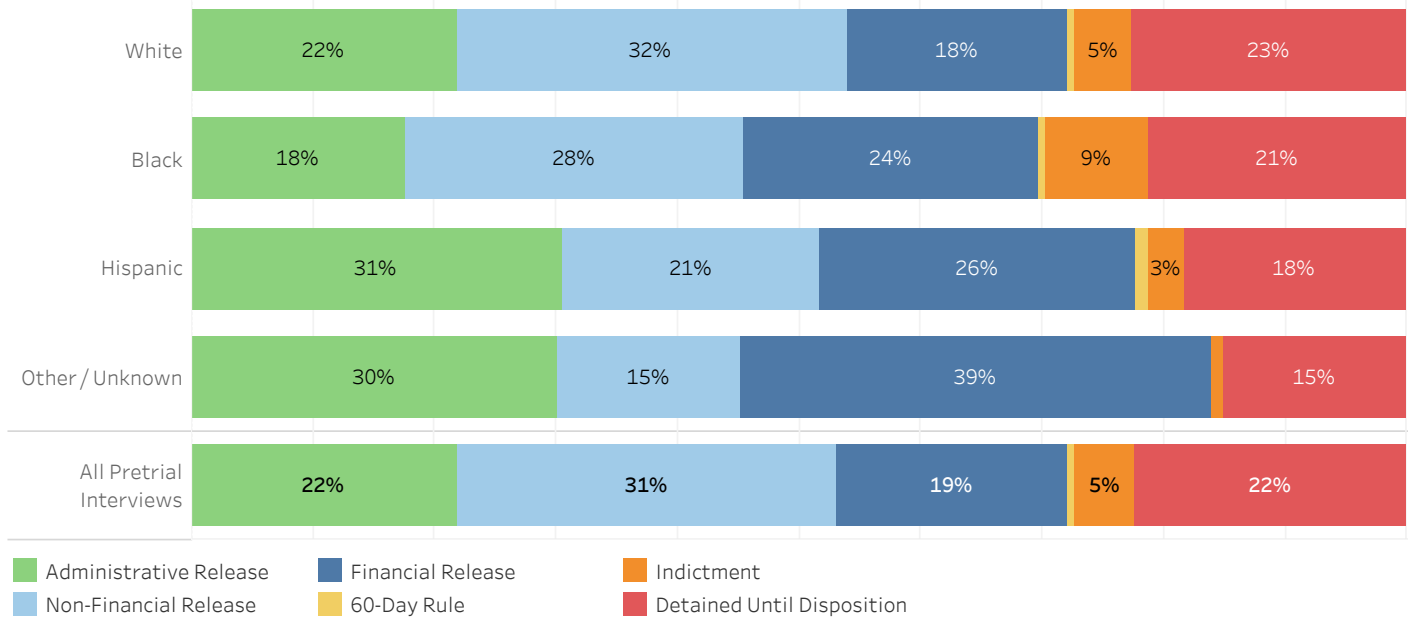
* 2019 Single-Race Population Estimates for Ages 15 and Older Only on CDC WONDER Online Database. Retrieved from <https://wonder.cdc.gov/wonder/help/single-race.html#Source> on November 3, 2021.



ADMINISTRATIVE OFFICE OF THE COURTS
Research and Statistics

District Court Pretrial Interviews with Custody Ending
CY2017-2021 CLARK COUNTY

Release Outcome Proportions by Defendant Race



Release Outcome Proportions by Defendant Race

		Administrative Release	Non-Financial Release	Financial Release	60-Day Rule	Indictment	Detained Until Disposition	All Pretrial Interviews
White	Interviews	1,721	2,510	1,426	41	377	1,774	7,849
	% of Interviews	22%	32%	18%	1%	5%	23%	100%
Black	Interviews	115	183	159	4	56	139	656
	% of Interviews	18%	28%	24%	1%	9%	21%	100%
Hispanic	Interviews	52	36	44	2	5	31	170
	% of Interviews	31%	21%	26%	1%	3%	18%	100%
Other/ Unknown	Interviews	28	14	36	1	1	14	93
	% of Interviews	30%	15%	39%	1%	1%	15%	100%
All Pretrial Interviews	Interviews	1,916	2,743	1,665	47	439	1,958	8,768
	% of Interviews	22%	31%	19%	1%	5%	22%	100%

* Data is provided from the Pretrial Information Management System

* Counts and percentages are of pretrial interviews.

* A single individual may have one or more pretrial interviews during the reported timeframe.

* 2019 Single-Race Population Estimates for Ages 15 and Older Only on CDC WONDER Online Database. Retrieved from <https://wonder.cdc.gov/wonder/help/single-race.html#Source> on November 3, 2021.



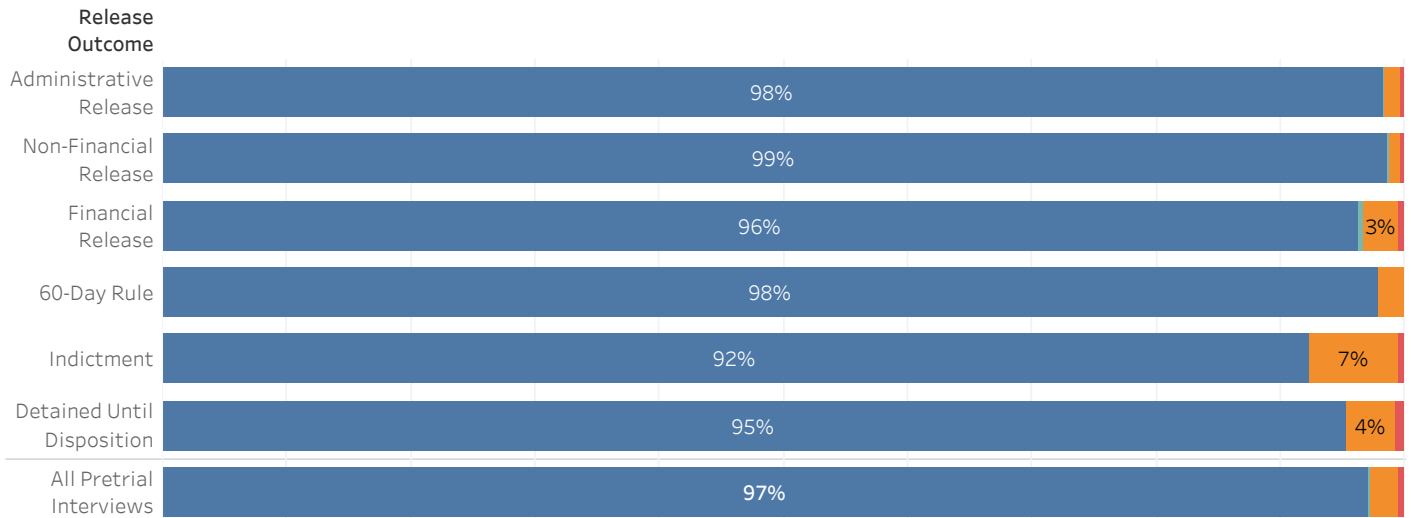
ADMINISTRATIVE OFFICE OF THE COURTS
Research and Statistics

19_PINS8020

District Court Pretrial Interviews with Custody Ending
CY2017-2021 CLAY COUNTY

White Black Hispanic Other/Unknown

Defendant Race Proportions by Release Outcome



Kentucky State Population*



Kentucky State Population*

White	Black	Hispanic	Other/Unknown	Total
3,112,654	297,705	118,427	112,664	3,641,450

Defendant Race Proportions by Release Outcome

		White	Black	Hispanic	Other / Unknown	Grand Total
Administrative Release	Interviews	1,709	22	6	2	1,739
	% of Interviews	98%	1%	0%	0%	100%
Non-Financial Release	Interviews	2,294	22	7	4	2,327
	% of Interviews	99%	1%	0%	0%	100%
Financial Release	Interviews	944	28	5	4	981
	% of Interviews	96%	3%	1%	0%	100%
60-Day Rule	Interviews	142	3			145
	% of Interviews	98%	2%			100%
Indictment	Interviews	181	14	1		196
	% of Interviews	92%	7%	1%		100%
Detained Until Disposition	Interviews	2,292	94	17	2	2,405
	% of Interviews	95%	4%	1%	0%	100%
All Pretrial Interviews	Interviews	7,562	183	36	12	7,793
	% of Interviews	97%	2%	0%	0%	100%

* Data is provided from the Pretrial Information Management System

* Counts and percentages are of pretrial interviews.

* A single individual may have one or more pretrial interviews during the reported timeframe.

* 2019 Single-Race Population Estimates for Ages 15 and Older Only on CDC WONDER Online Database. Retrieved from <https://wonder.cdc.gov/wonder/help/single-race.html#Source> on November 3, 2021.

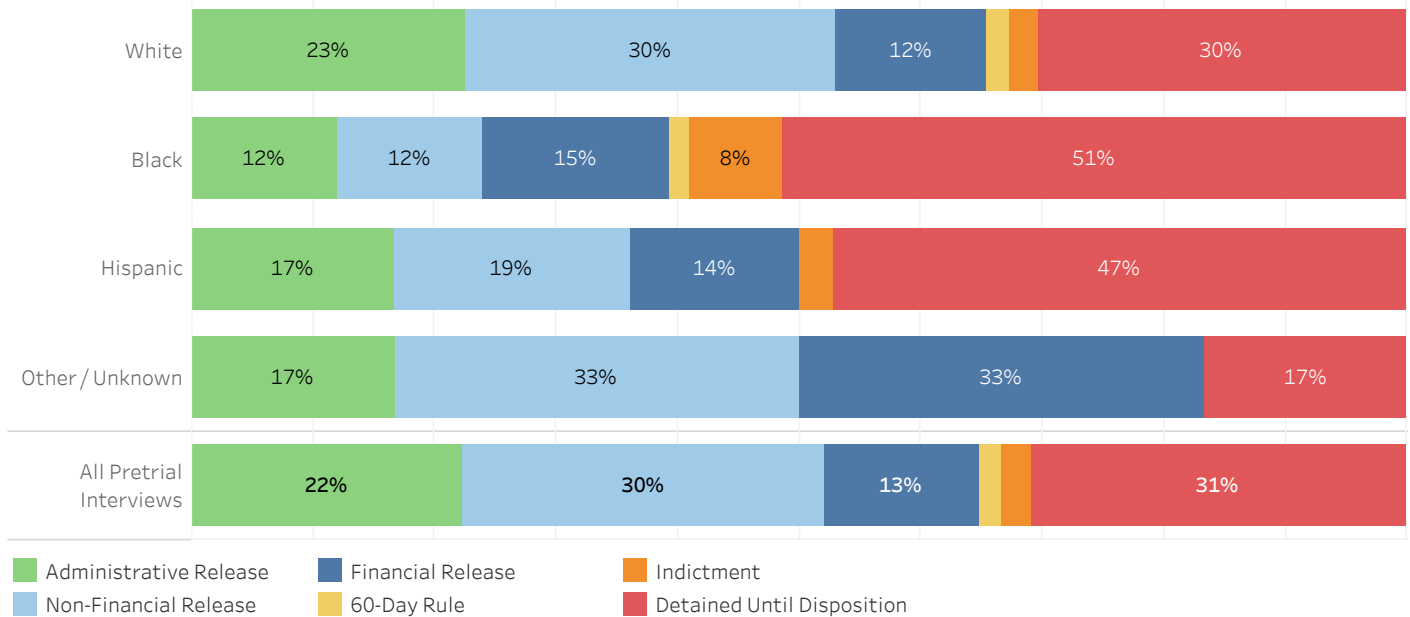


ADMINISTRATIVE OFFICE OF THE COURTS
Research and Statistics

19_PINS8020

District Court Pretrial Interviews with Custody Ending
CY2017-2021 CLAY COUNTY

Release Outcome Proportions by Defendant Race



Release Outcome Proportions by Defendant Race

		Administrative Release	Non-Financial Release	Financial Release	60-Day Rule	Indictment	Detained Until Disposition	All Pretrial Interviews
White	Interviews	1,709	2,294	944	142	181	2,292	7,562
	% of Interviews	23%	30%	12%	2%	2%	30%	100%
Black	Interviews	22	22	28	3	14	94	183
	% of Interviews	12%	12%	15%	2%	8%	51%	100%
Hispanic	Interviews	6	7	5		1	17	36
	% of Interviews	17%	19%	14%		3%	47%	100%
Other/ Unknown	Interviews	2	4	4			2	12
	% of Interviews	17%	33%	33%			17%	100%
All Pretrial Interviews	Interviews	1,739	2,327	981	145	196	2,405	7,793
	% of Interviews	22%	30%	13%	2%	3%	31%	100%

* Data is provided from the Pretrial Information Management System

* Counts and percentages are of pretrial interviews.

* A single individual may have one or more pretrial interviews during the reported timeframe.

* 2019 Single-Race Population Estimates for Ages 15 and Older Only on CDC WONDER Online Database. Retrieved from <https://wonder.cdc.gov/wonder/help/single-race.html#Source> on November 3, 2021.



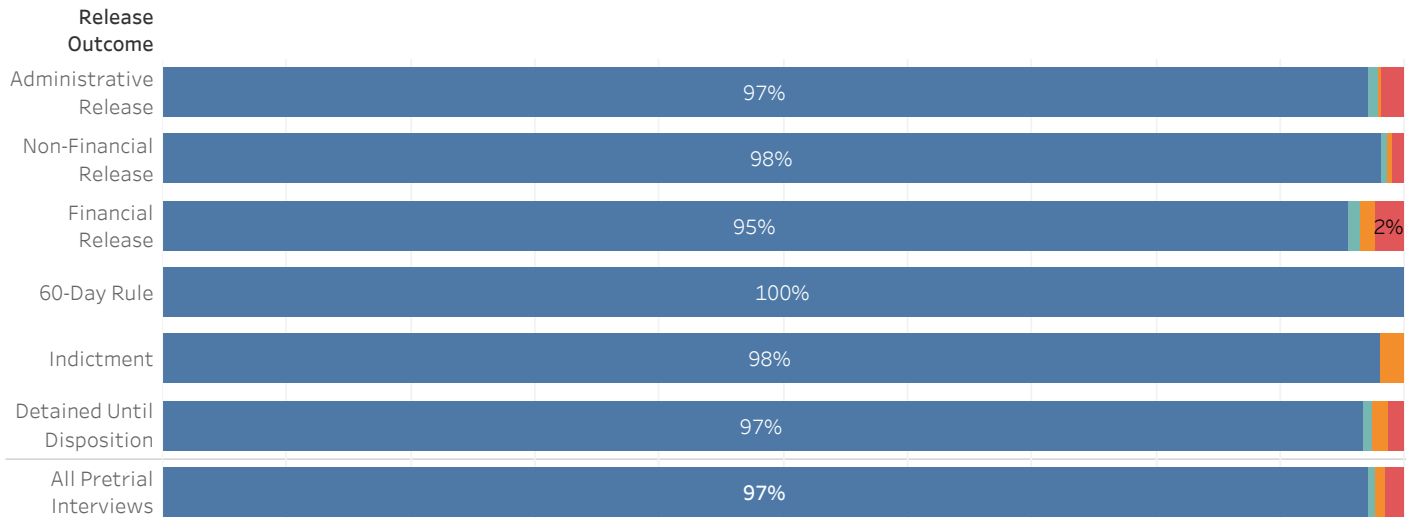
ADMINISTRATIVE OFFICE OF THE COURTS
Research and Statistics

19_PINS8020

District Court Pretrial Interviews with Custody Ending
CY2017-2021 CLINTON COUNTY

White Black Hispanic Other/Unknown

Defendant Race Proportions by Release Outcome



Kentucky State Population*



Kentucky State Population*

White	Black	Hispanic	Other/Unknown	Total
3,112,654	297,705	118,427	112,664	3,641,450

Defendant Race Proportions by Release Outcome

		White	Black	Hispanic	Other / Unknown	Grand Total
Administrative Release	Interviews	367	1	7	3	378
	% of Interviews	97%	0%	2%	1%	100%
Non-Financial Release	Interviews	618	3	6	2	629
	% of Interviews	98%	0%	1%	0%	100%
Financial Release	Interviews	485	6	12	5	508
	% of Interviews	95%	1%	2%	1%	100%
60-Day Rule	Interviews	9				9
	% of Interviews	100%				100%
Indictment	Interviews	52	1			53
	% of Interviews	98%	2%			100%
Detained Until Disposition	Interviews	149	2	2	1	154
	% of Interviews	97%	1%	1%	1%	100%
All Pretrial Interviews	Interviews	1,680	13	27	11	1,731
	% of Interviews	97%	1%	2%	1%	100%

* Data is provided from the Pretrial Information Management System

* Counts and percentages are of pretrial interviews.

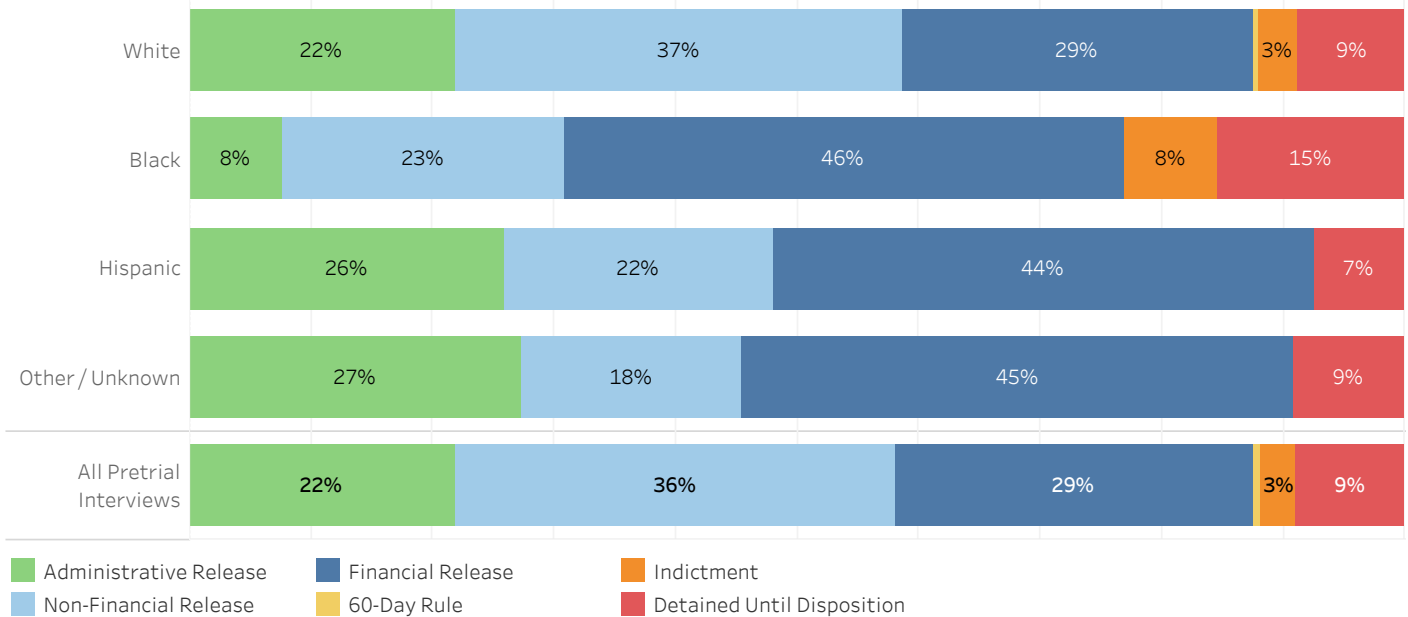
* A single individual may have one or more pretrial interviews during the reported timeframe.

* 2019 Single-Race Population Estimates for Ages 15 and Older Only on CDC WONDER Online Database. Retrieved from <https://wonder.cdc.gov/wonder/help/single-race.html#Source> on November 3, 2021.



District Court Pretrial Interviews with Custody Ending
CY2017-2021 CLINTON COUNTY

Release Outcome Proportions by Defendant Race



Release Outcome Proportions by Defendant Race

		Administrative Release	Non-Financial Release	Financial Release	60-Day Rule	Indictment	Detained Until Disposition	All Pretrial Interviews
White	Interviews	367	618	485	9	52	149	1,680
	% of Interviews	22%	37%	29%	1%	3%	9%	100%
Black	Interviews	1	3	6		1	2	13
	% of Interviews	8%	23%	46%		8%	15%	100%
Hispanic	Interviews	7	6	12			2	27
	% of Interviews	26%	22%	44%			7%	100%
Other/ Unknown	Interviews	3	2	5			1	11
	% of Interviews	27%	18%	45%			9%	100%
All Pretrial Interviews	Interviews	378	629	508	9	53	154	1,731
	% of Interviews	22%	36%	29%	1%	3%	9%	100%

* Data is provided from the Pretrial Information Management System

* Counts and percentages are of pretrial interviews.

* A single individual may have one or more pretrial interviews during the reported timeframe.

* 2019 Single-Race Population Estimates for Ages 15 and Older Only on CDC WONDER Online Database. Retrieved from <https://wonder.cdc.gov/wonder/help/single-race.html#Source> on November 3, 2021.

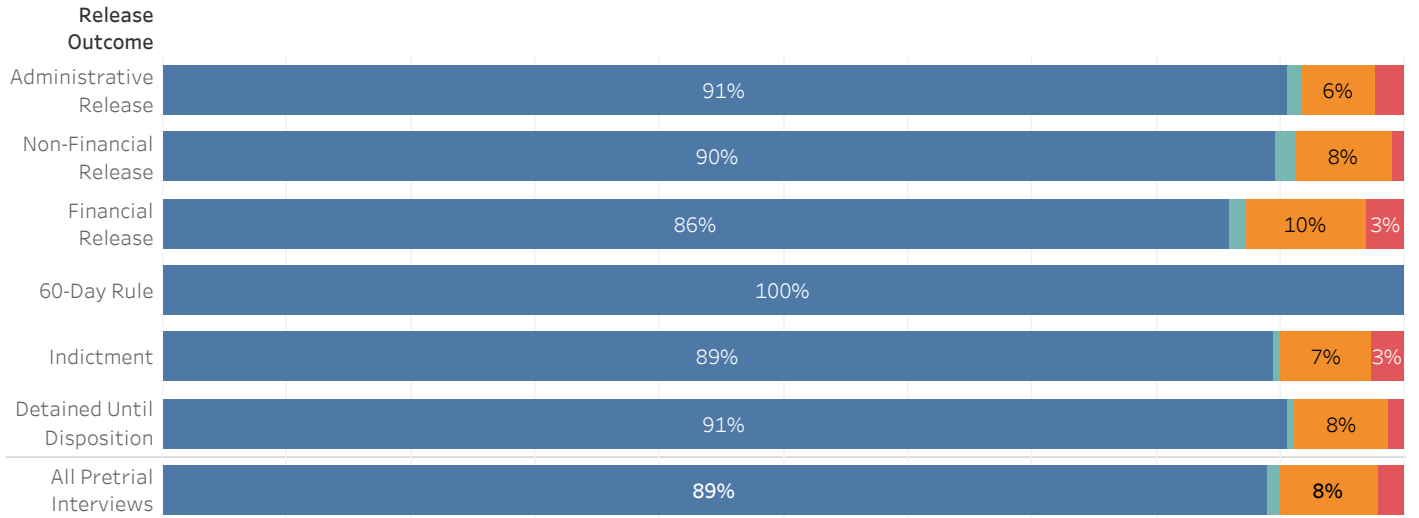


ADMINISTRATIVE OFFICE OF THE COURTS
Research and Statistics

District Court Pretrial Interviews with Custody Ending
CY2017-2021 CRITTENDEN COUNTY

White Black Hispanic Other/Unknown

Defendant Race Proportions by Release Outcome



Kentucky State Population*



Kentucky State Population*

White	Black	Hispanic	Other/Unknown	Total
3,112,654	297,705	118,427	112,664	3,641,450

Defendant Race Proportions by Release Outcome

		White	Black	Hispanic	Other / Unknown	Grand Total
Administrative Release	Interviews	309	20	8	4	341
	% of Interviews	91%	6%	2%	1%	100%
Non-Financial Release	Interviews	275	24	3	5	307
	% of Interviews	90%	8%	1%	2%	100%
Financial Release	Interviews	390	44	14	6	454
	% of Interviews	86%	10%	3%	1%	100%
60-Day Rule	Interviews	1				1
	% of Interviews	100%				100%
Indictment	Interviews	170	14	5	1	190
	% of Interviews	89%	7%	3%	1%	100%
Detained Until Disposition	Interviews	297	25	4	2	328
	% of Interviews	91%	8%	1%	1%	100%
All Pretrial Interviews	Interviews	1,442	127	34	18	1,621
	% of Interviews	89%	8%	2%	1%	100%

* Data is provided from the Pretrial Information Management System

* Counts and percentages are of pretrial interviews.

* A single individual may have one or more pretrial interviews during the reported timeframe.

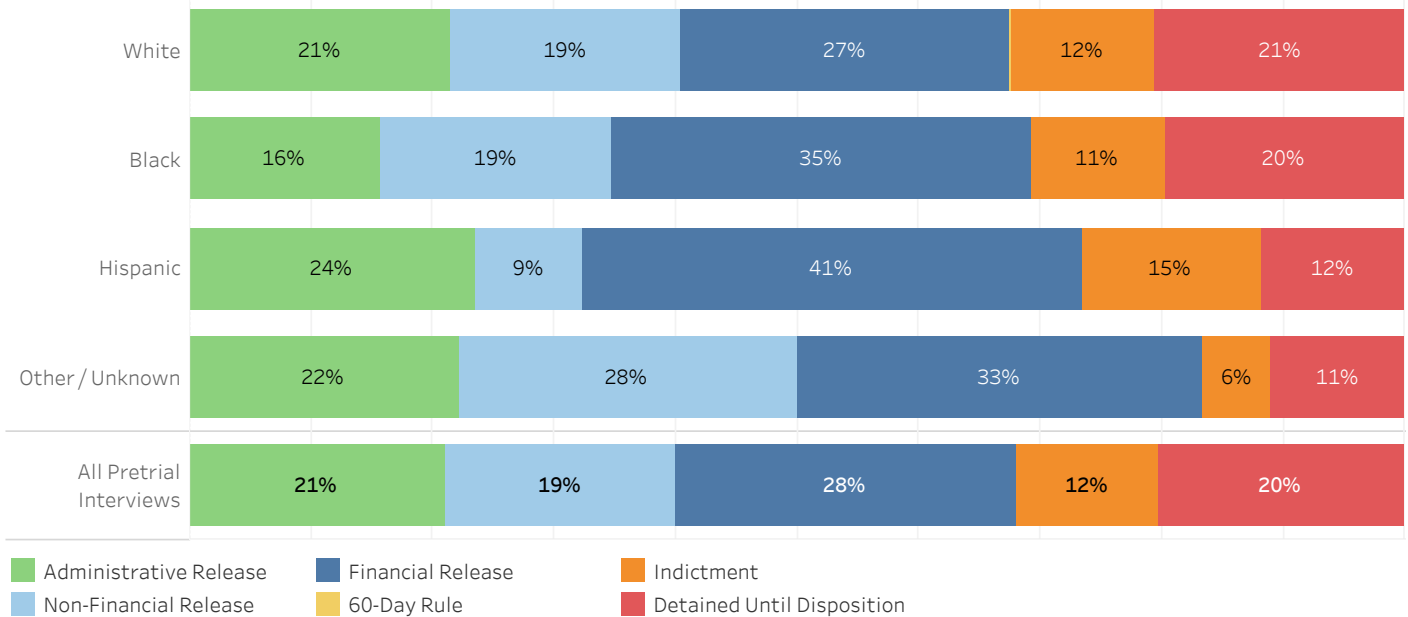
* 2019 Single-Race Population Estimates for Ages 15 and Older Only on CDC WONDER Online Database. Retrieved from <https://wonder.cdc.gov/wonder/help/single-race.html#Source> on November 3, 2021.



ADMINISTRATIVE OFFICE OF THE COURTS
Research and Statistics

District Court Pretrial Interviews with Custody Ending
CY2017-2021 CRITTENDEN COUNTY

Release Outcome Proportions by Defendant Race



Release Outcome Proportions by Defendant Race

		Administrative Release	Non-Financial Release	Financial Release	60-Day Rule	Indictment	Detained Until Disposition	All Pretrial Interviews
White	Interviews	309	275	390	1	170	297	1,442
	% of Interviews	21%	19%	27%	0%	12%	21%	100%
Black	Interviews	20	24	44	0	14	25	127
	% of Interviews	16%	19%	35%	0%	11%	20%	100%
Hispanic	Interviews	8	3	14	0	5	4	34
	% of Interviews	24%	9%	41%	0%	15%	12%	100%
Other/ Unknown	Interviews	4	5	6	0	1	2	18
	% of Interviews	22%	28%	33%	0%	6%	11%	100%
All Pretrial Interviews	Interviews	341	307	454	1	190	328	1,621
	% of Interviews	21%	19%	28%	0%	12%	20%	100%

* Data is provided from the Pretrial Information Management System

* Counts and percentages are of pretrial interviews.

* A single individual may have one or more pretrial interviews during the reported timeframe.

* 2019 Single-Race Population Estimates for Ages 15 and Older Only on CDC WONDER Online Database. Retrieved from <https://wonder.cdc.gov/wonder/help/single-race.html#Source> on November 3, 2021.



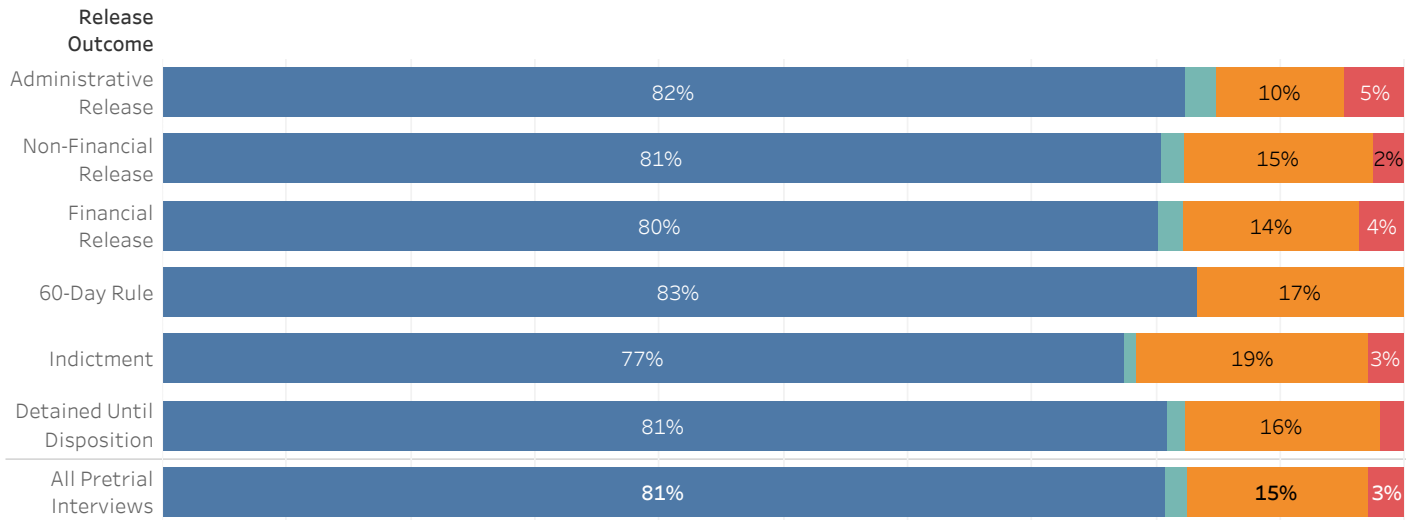
ADMINISTRATIVE OFFICE OF THE COURTS
Research and Statistics

19_PINS8020

District Court Pretrial Interviews with Custody Ending
CY2017-2021 DAVIESS COUNTY

White Black Hispanic Other/Unknown

Defendant Race Proportions by Release Outcome



Kentucky State Population*



Kentucky State Population*

White	Black	Hispanic	Other/Unknown	Total
3,112,654	297,705	118,427	112,664	3,641,450

Defendant Race Proportions by Release Outcome

		White	Black	Hispanic	Other / Unknown	Grand Total
Administrative Release	Interviews	2,108	266	124	62	2,560
	% of Interviews	82%	10%	5%	2%	100%
Non-Financial Release	Interviews	6,408	1,212	197	141	7,958
	% of Interviews	81%	15%	2%	2%	100%
Financial Release	Interviews	2,796	495	123	74	3,488
	% of Interviews	80%	14%	4%	2%	100%
60-Day Rule	Interviews	5	1			6
	% of Interviews	83%	17%			100%
Indictment	Interviews	491	119	18	6	634
	% of Interviews	77%	19%	3%	1%	100%
Detained Until Disposition	Interviews	2,483	482	61	43	3,069
	% of Interviews	81%	16%	2%	1%	100%
All Pretrial Interviews	Interviews	14,291	2,575	523	326	17,715
	% of Interviews	81%	15%	3%	2%	100%

* Data is provided from the Pretrial Information Management System

* Counts and percentages are of pretrial interviews.

* A single individual may have one or more pretrial interviews during the reported timeframe.

* 2019 Single-Race Population Estimates for Ages 15 and Older Only on CDC WONDER Online Database. Retrieved from <https://wonder.cdc.gov/wonder/help/single-race.html#Source> on November 3, 2021.

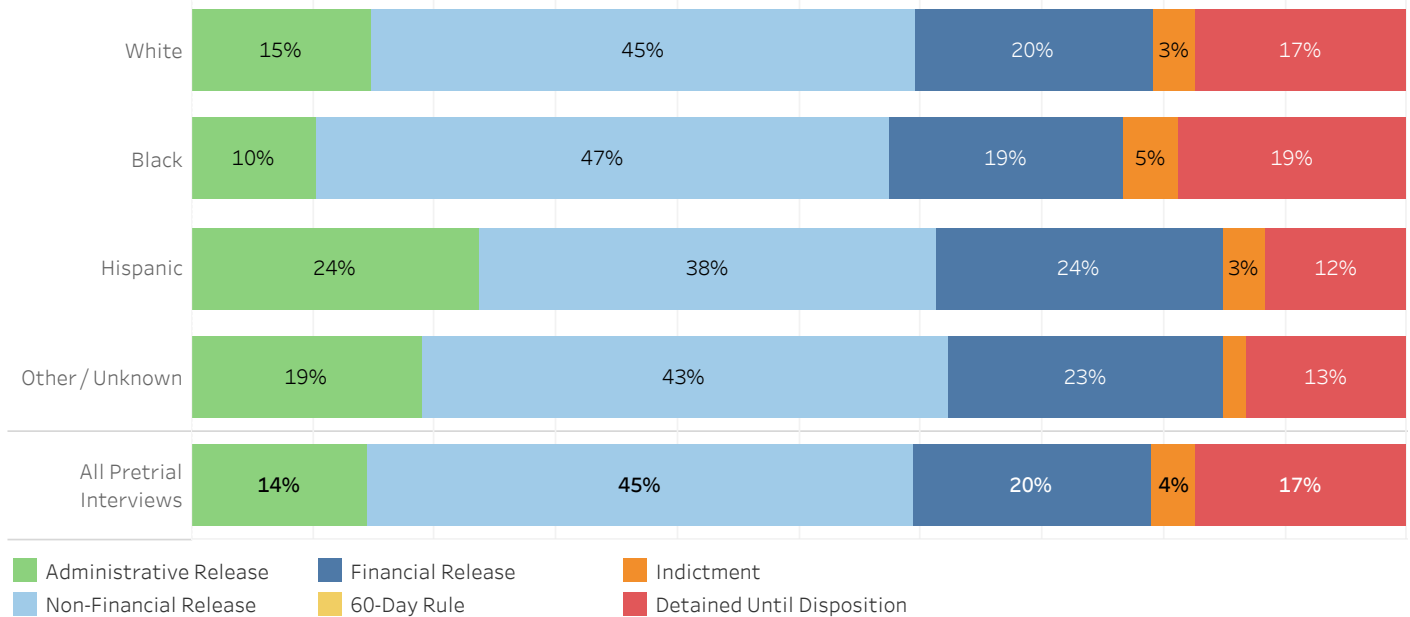


ADMINISTRATIVE OFFICE OF THE COURTS
Research and Statistics

19_PINS8020

District Court Pretrial Interviews with Custody Ending
CY2017-2021 DAVIESS COUNTY

Release Outcome Proportions by Defendant Race



Release Outcome Proportions by Defendant Race

		Administrative Release	Non-Financial Release	Financial Release	60-Day Rule	Indictment	Detained Until Disposition	All Pretrial Interviews
White	Interviews	2,108	6,408	2,796	5	491	2,483	14,291
	% of Interviews	15%	45%	20%	0%	3%	17%	100%
Black	Interviews	266	1,212	495	1	119	482	2,575
	% of Interviews	10%	47%	19%	0%	5%	19%	100%
Hispanic	Interviews	124	197	123		18	61	523
	% of Interviews	24%	38%	24%		3%	12%	100%
Other/ Unknown	Interviews	62	141	74		6	43	326
	% of Interviews	19%	43%	23%		2%	13%	100%
All Pretrial Interviews	Interviews	2,560	7,958	3,488	6	634	3,069	17,715
	% of Interviews	14%	45%	20%	0%	4%	17%	100%

* Data is provided from the Pretrial Information Management System

* Counts and percentages are of pretrial interviews.

* A single individual may have one or more pretrial interviews during the reported timeframe.

* 2019 Single-Race Population Estimates for Ages 15 and Older Only on CDC WONDER Online Database. Retrieved from <https://wonder.cdc.gov/wonder/help/single-race.html#Source> on November 3, 2021.

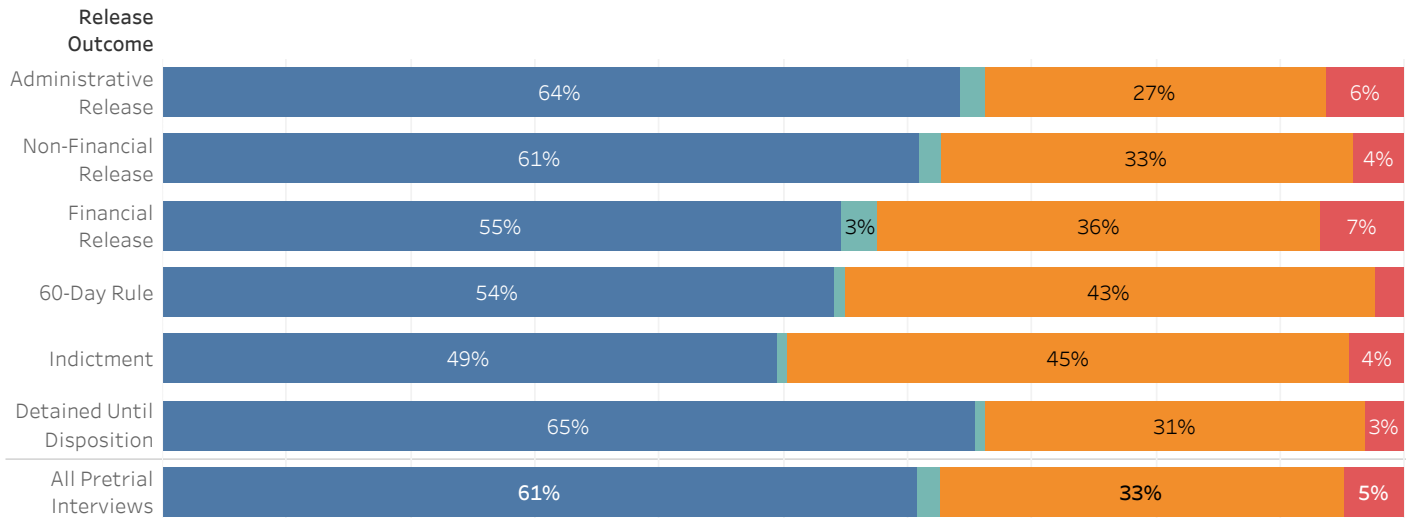


ADMINISTRATIVE OFFICE OF THE COURTS
Research and Statistics

District Court Pretrial Interviews with Custody Ending
CY2017-2021 FAYETTE COUNTY

White Black Hispanic Other/Unknown

Defendant Race Proportions by Release Outcome



Kentucky State Population*



Kentucky State Population*

White	Black	Hispanic	Other/Unknown	Total
3,112,654	297,705	118,427	112,664	3,641,450

Defendant Race Proportions by Release Outcome

		White	Black	Hispanic	Other / Unknown	Grand Total
Administrative Release	Interviews	5,148	2,195	504	172	8,019
	% of Interviews	64%	27%	6%	2%	100%
Non-Financial Release	Interviews	4,261	2,314	288	127	6,990
	% of Interviews	61%	33%	4%	2%	100%
Financial Release	Interviews	5,786	3,788	706	312	10,592
	% of Interviews	55%	36%	7%	3%	100%
60-Day Rule	Interviews	71	56	3	1	131
	% of Interviews	54%	43%	2%	1%	100%
Indictment	Interviews	1,383	1,265	122	24	2,794
	% of Interviews	49%	45%	4%	1%	100%
Detained Until Disposition	Interviews	9,867	4,606	483	131	15,087
	% of Interviews	65%	31%	3%	1%	100%
All Pretrial Interviews	Interviews	26,516	14,224	2,106	767	43,613
	% of Interviews	61%	33%	5%	2%	100%

* Data is provided from the Pretrial Information Management System

* Counts and percentages are of pretrial interviews.

* A single individual may have one or more pretrial interviews during the reported timeframe.

* 2019 Single-Race Population Estimates for Ages 15 and Older Only on CDC WONDER Online Database. Retrieved from <https://wonder.cdc.gov/wonder/help/single-race.html#Source> on November 3, 2021.

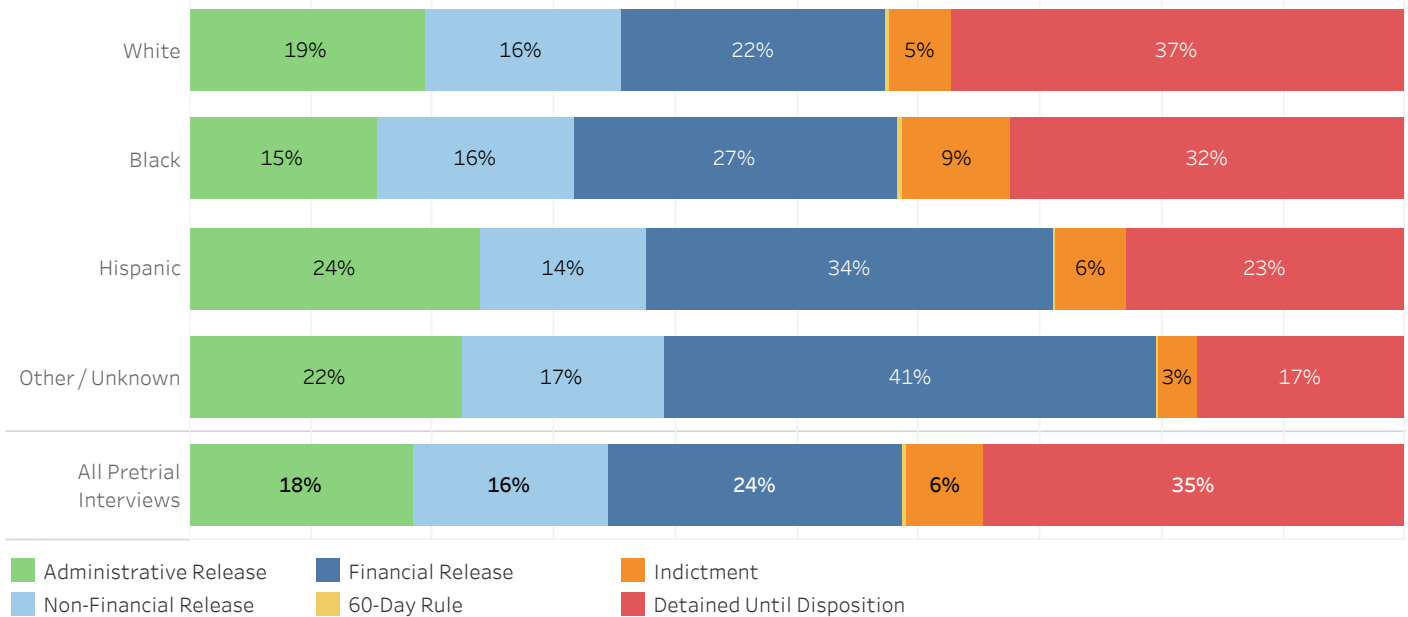


ADMINISTRATIVE OFFICE OF THE COURTS
Research and Statistics

19_PINS8020

District Court Pretrial Interviews with Custody Ending
CY2017-2021 FAYETTE COUNTY

Release Outcome Proportions by Defendant Race



Release Outcome Proportions by Defendant Race

		Administrative Release	Non-Financial Release	Financial Release	60-Day Rule	Indictment	Detained Until Disposition	All Pretrial Interviews
White	Interviews	5,148	4,261	5,786	71	1,383	9,867	26,516
	% of Interviews	19%	16%	22%	0%	5%	37%	100%
Black	Interviews	2,195	2,314	3,788	56	1,265	4,606	14,224
	% of Interviews	15%	16%	27%	0%	9%	32%	100%
Hispanic	Interviews	504	288	706	3	122	483	2,106
	% of Interviews	24%	14%	34%	0%	6%	23%	100%
Other/ Unknown	Interviews	172	127	312	1	24	131	767
	% of Interviews	22%	17%	41%	0%	3%	17%	100%
All Pretrial Interviews	Interviews	8,019	6,990	10,592	131	2,794	15,087	43,613
	% of Interviews	18%	16%	24%	0%	6%	35%	100%

* Data is provided from the Pretrial Information Management System

* Counts and percentages are of pretrial interviews.

* A single individual may have one or more pretrial interviews during the reported timeframe.

* 2019 Single-Race Population Estimates for Ages 15 and Older Only on CDC WONDER Online Database. Retrieved from <https://wonder.cdc.gov/wonder/help/single-race.html#Source> on November 3, 2021.



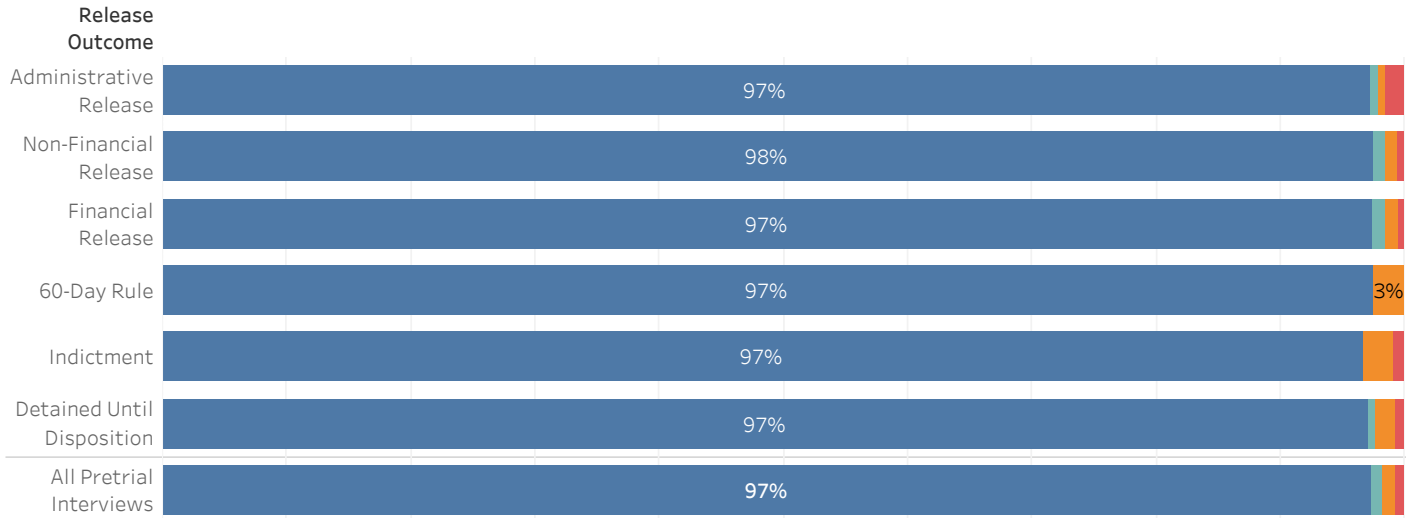
ADMINISTRATIVE OFFICE OF THE COURTS
Research and Statistics

19_PINS8020

District Court Pretrial Interviews with Custody Ending
CY2017-2021 FLOYD COUNTY

White Black Hispanic Other/Unknown

Defendant Race Proportions by Release Outcome



Kentucky State Population*



Kentucky State Population*

White	Black	Hispanic	Other/Unknown	Total
3,112,654	297,705	118,427	112,664	3,641,450

Defendant Race Proportions by Release Outcome

		White	Black	Hispanic	Other / Unknown	Grand Total
Administrative Release	Interviews	1,383	8	21	11	1,423
	% of Interviews	97%	1%	1%	1%	100%
Non-Financial Release	Interviews	2,116	20	14	19	2,169
	% of Interviews	98%	1%	1%	1%	100%
Financial Release	Interviews	1,938	21	9	21	1,989
	% of Interviews	97%	1%	0%	1%	100%
60-Day Rule	Interviews	155	4			159
	% of Interviews	97%	3%			100%
Indictment	Interviews	116	3	1		120
	% of Interviews	97%	3%	1%		100%
Detained Until Disposition	Interviews	1,397	24	10	8	1,439
	% of Interviews	97%	2%	1%	1%	100%
All Pretrial Interviews	Interviews	7,105	80	55	59	7,299
	% of Interviews	97%	1%	1%	1%	100%

* Data is provided from the Pretrial Information Management System

* Counts and percentages are of pretrial interviews.

* A single individual may have one or more pretrial interviews during the reported timeframe.

* 2019 Single-Race Population Estimates for Ages 15 and Older Only on CDC WONDER Online Database. Retrieved from <https://wonder.cdc.gov/wonder/help/single-race.html#Source> on November 3, 2021.

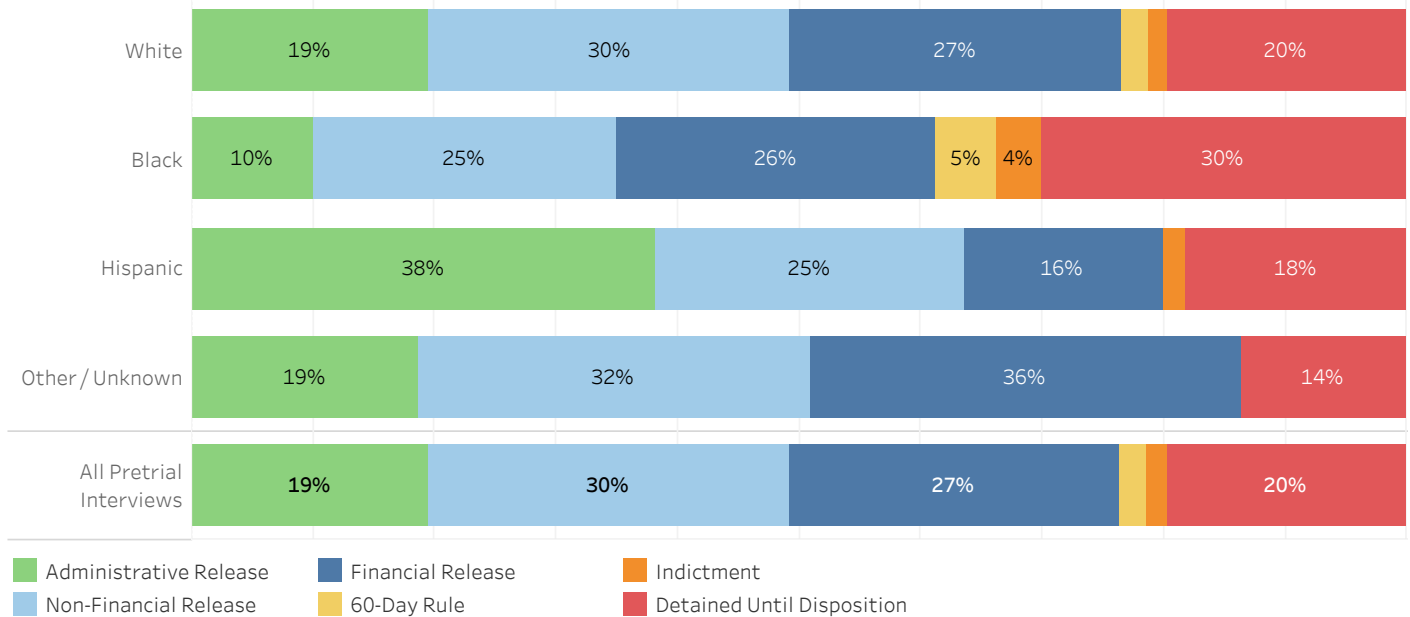


ADMINISTRATIVE OFFICE OF THE COURTS
Research and Statistics

19_PINS8020

District Court Pretrial Interviews with Custody Ending
CY2017-2021 FLOYD COUNTY

Release Outcome Proportions by Defendant Race



Release Outcome Proportions by Defendant Race

		Administrative Release	Non-Financial Release	Financial Release	60-Day Rule	Indictment	Detained Until Disposition	All Pretrial Interviews
White	Interviews	1,383	2,116	1,938	155	116	1,397	7,105
	% of Interviews	19%	30%	27%	2%	2%	20%	100%
Black	Interviews	8	20	21	4	3	24	80
	% of Interviews	10%	25%	26%	5%	4%	30%	100%
Hispanic	Interviews	21	14	9	0	1	10	55
	% of Interviews	38%	25%	16%	0%	2%	18%	100%
Other/ Unknown	Interviews	11	19	21	0	0	8	59
	% of Interviews	19%	32%	36%	0%	0%	14%	100%
All Pretrial Interviews	Interviews	1,423	2,169	1,989	159	120	1,439	7,299
	% of Interviews	19%	30%	27%	2%	2%	20%	100%

* Data is provided from the Pretrial Information Management System

* Counts and percentages are of pretrial interviews.

* A single individual may have one or more pretrial interviews during the reported timeframe.

* 2019 Single-Race Population Estimates for Ages 15 and Older Only on CDC WONDER Online Database. Retrieved from <https://wonder.cdc.gov/wonder/help/single-race.html#Source> on November 3, 2021.



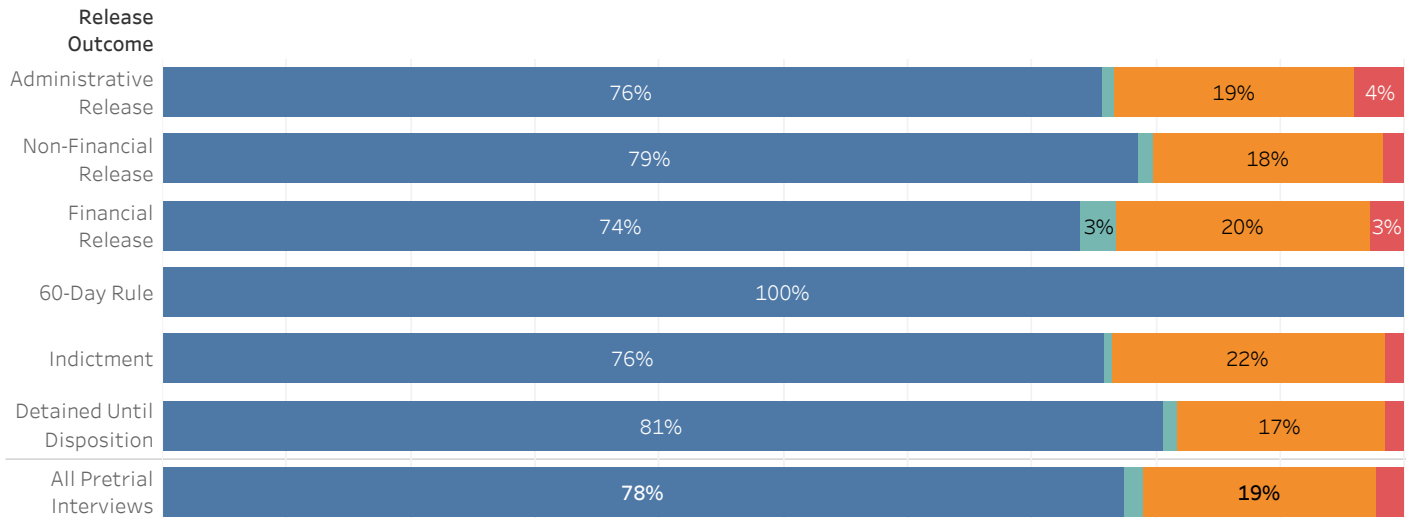
ADMINISTRATIVE OFFICE OF THE COURTS
Research and Statistics

19_PINS8020

District Court Pretrial Interviews with Custody Ending
CY2017-2021 FRANKLIN COUNTY

White Black Hispanic Other/Unknown

Defendant Race Proportions by Release Outcome



Kentucky State Population*



Kentucky State Population*

White	Black	Hispanic	Other/Unknown	Total
3,112,654	297,705	118,427	112,664	3,641,450

Defendant Race Proportions by Release Outcome

		White	Black	Hispanic	Other / Unknown	Grand Total
Administrative Release	Interviews	1,124	287	60	15	1,486
	% of Interviews	76%	19%	4%	1%	100%
Non-Financial Release	Interviews	2,562	603	55	42	3,262
	% of Interviews	79%	18%	2%	1%	100%
Financial Release	Interviews	1,348	373	50	54	1,825
	% of Interviews	74%	20%	3%	3%	100%
60-Day Rule	Interviews	8				8
	% of Interviews	100%				100%
Indictment	Interviews	497	144	10	5	656
	% of Interviews	76%	22%	2%	1%	100%
Detained Until Disposition	Interviews	1,909	398	37	26	2,370
	% of Interviews	81%	17%	2%	1%	100%
All Pretrial Interviews	Interviews	7,448	1,805	212	142	9,607
	% of Interviews	78%	19%	2%	1%	100%

* Data is provided from the Pretrial Information Management System

* Counts and percentages are of pretrial interviews.

* A single individual may have one or more pretrial interviews during the reported timeframe.

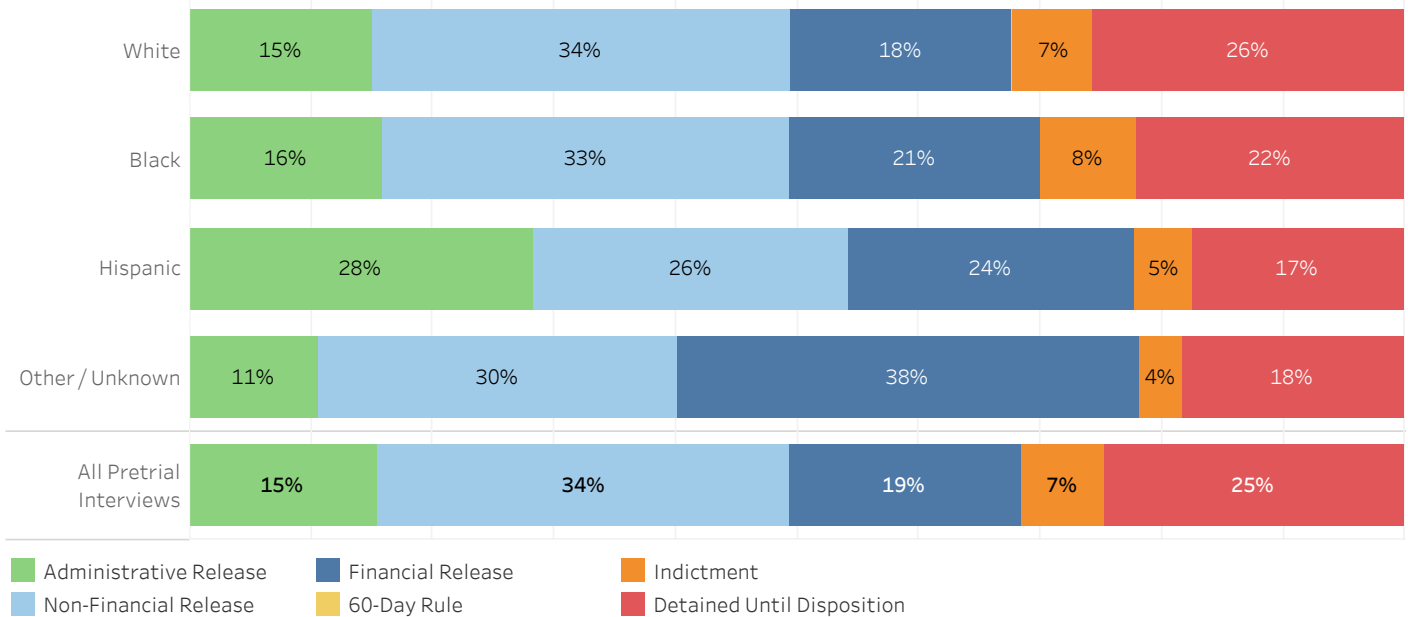
* 2019 Single-Race Population Estimates for Ages 15 and Older Only on CDC WONDER Online Database. Retrieved from <https://wonder.cdc.gov/wonder/help/single-race.html#Source> on November 3, 2021.



ADMINISTRATIVE OFFICE OF THE COURTS
Research and Statistics

District Court Pretrial Interviews with Custody Ending
CY2017-2021 FRANKLIN COUNTY

Release Outcome Proportions by Defendant Race



Release Outcome Proportions by Defendant Race

		Administrative Release	Non-Financial Release	Financial Release	60-Day Rule	Indictment	Detained Until Disposition	All Pretrial Interviews
White	Interviews	1,124	2,562	1,348	8	497	1,909	7,448
	% of Interviews	15%	34%	18%	0%	7%	26%	100%
Black	Interviews	287	603	373		144	398	1,805
	% of Interviews	16%	33%	21%		8%	22%	100%
Hispanic	Interviews	60	55	50		10	37	212
	% of Interviews	28%	26%	24%		5%	17%	100%
Other/ Unknown	Interviews	15	42	54		5	26	142
	% of Interviews	11%	30%	38%		4%	18%	100%
All Pretrial Interviews	Interviews	1,486	3,262	1,825	8	656	2,370	9,607
	% of Interviews	15%	34%	19%	0%	7%	25%	100%

* Data is provided from the Pretrial Information Management System

* Counts and percentages are of pretrial interviews.

* A single individual may have one or more pretrial interviews during the reported timeframe.

* 2019 Single-Race Population Estimates for Ages 15 and Older Only on CDC WONDER Online Database. Retrieved from <https://wonder.cdc.gov/wonder/help/single-race.html#Source> on November 3, 2021.



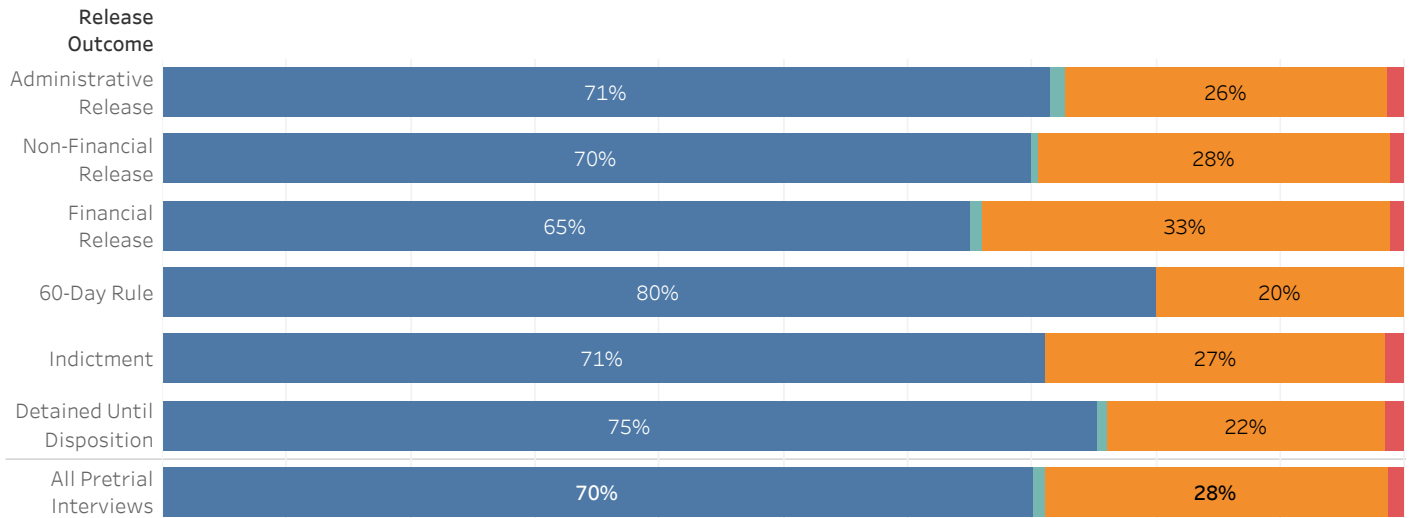
ADMINISTRATIVE OFFICE OF THE COURTS
Research and Statistics

19_PINS8020

District Court Pretrial Interviews with Custody Ending
CY2017-2021 FULTON COUNTY

White Black Hispanic Other/Unknown

Defendant Race Proportions by Release Outcome



Kentucky State Population*



Kentucky State Population*

White	Black	Hispanic	Other/Unknown	Total
3,112,654	297,705	118,427	112,664	3,641,450

Defendant Race Proportions by Release Outcome

		White	Black	Hispanic	Other / Unknown	Grand Total
Administrative Release	Interviews	402	146	8	7	563
	% of Interviews	71%	26%	1%	1%	100%
Non-Financial Release	Interviews	527	214	8	5	754
	% of Interviews	70%	28%	1%	1%	100%
Financial Release	Interviews	337	170	6	5	518
	% of Interviews	65%	33%	1%	1%	100%
60-Day Rule	Interviews	4	1			5
	% of Interviews	80%	20%			100%
Indictment	Interviews	93	36	2		131
	% of Interviews	71%	27%	2%		100%
Detained Until Disposition	Interviews	290	86	6	3	385
	% of Interviews	75%	22%	2%	1%	100%
All Pretrial Interviews	Interviews	1,653	653	30	20	2,356
	% of Interviews	70%	28%	1%	1%	100%

* Data is provided from the Pretrial Information Management System

* Counts and percentages are of pretrial interviews.

* A single individual may have one or more pretrial interviews during the reported timeframe.

* 2019 Single-Race Population Estimates for Ages 15 and Older Only on CDC WONDER Online Database. Retrieved from <https://wonder.cdc.gov/wonder/help/single-race.html#Source> on November 3, 2021.

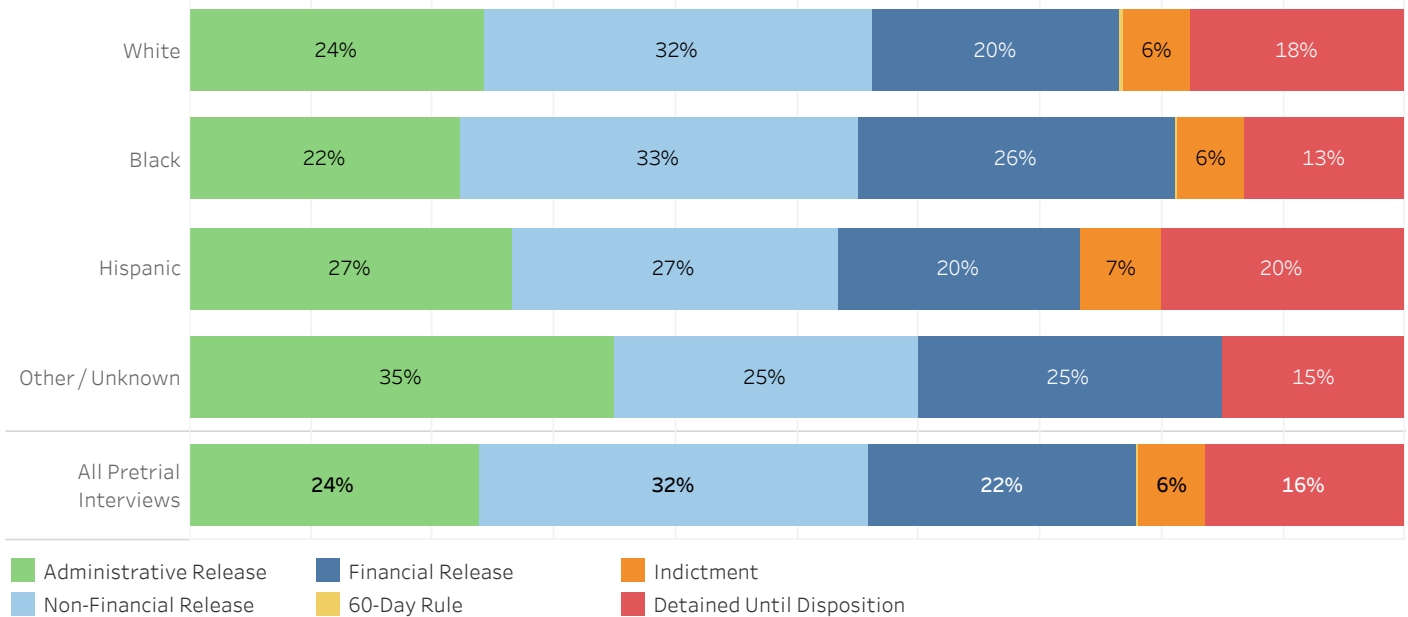


ADMINISTRATIVE OFFICE OF THE COURTS
Research and Statistics

19_PINS8020

District Court Pretrial Interviews with Custody Ending
CY2017-2021 FULTON COUNTY

Release Outcome Proportions by Defendant Race



Release Outcome Proportions by Defendant Race

		Administrative Release	Non-Financial Release	Financial Release	60-Day Rule	Indictment	Detained Until Disposition	All Pretrial Interviews
White	Interviews	402	527	337	4	93	290	1,653
	% of Interviews	24%	32%	20%	0%	6%	18%	100%
Black	Interviews	146	214	170	1	36	86	653
	% of Interviews	22%	33%	26%	0%	6%	13%	100%
Hispanic	Interviews	8	8	6	0	2	6	30
	% of Interviews	27%	27%	20%	0%	7%	20%	100%
Other/ Unknown	Interviews	7	5	5	0	0	3	20
	% of Interviews	35%	25%	25%	0%	0%	15%	100%
All Pretrial Interviews	Interviews	563	754	518	5	131	385	2,356
	% of Interviews	24%	32%	22%	0%	6%	16%	100%

* Data is provided from the Pretrial Information Management System

* Counts and percentages are of pretrial interviews.

* A single individual may have one or more pretrial interviews during the reported timeframe.

* 2019 Single-Race Population Estimates for Ages 15 and Older Only on CDC WONDER Online Database. Retrieved from <https://wonder.cdc.gov/wonder/help/single-race.html#Source> on November 3, 2021.



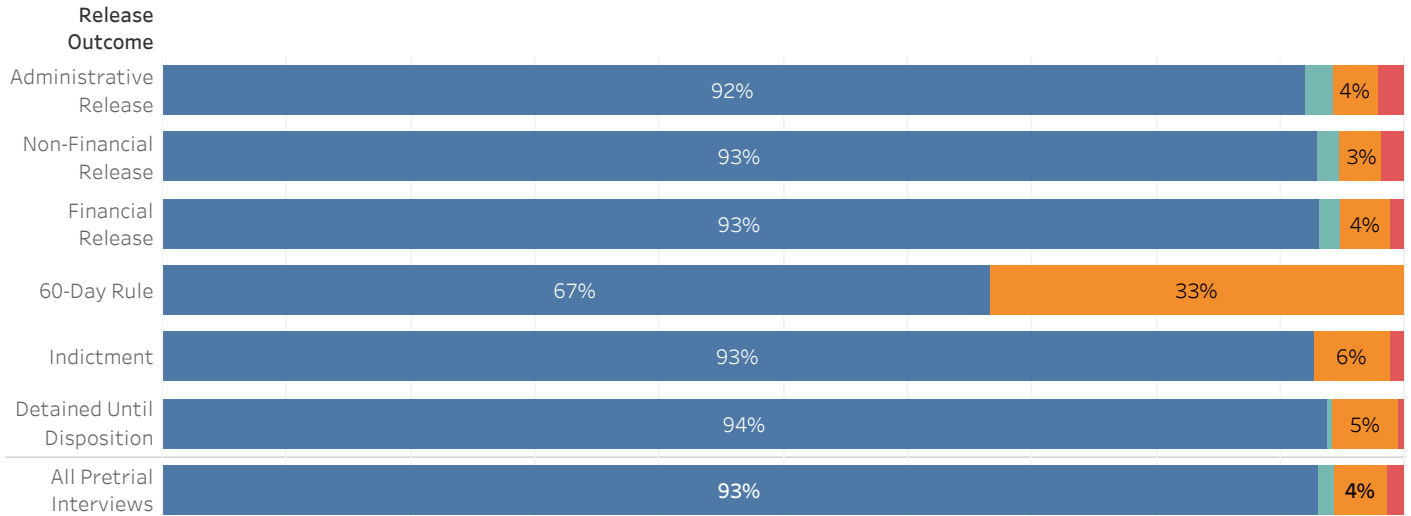
ADMINISTRATIVE OFFICE OF THE COURTS
Research and Statistics

19_PINS8020

District Court Pretrial Interviews with Custody Ending
CY2017-2021 GRANT COUNTY

White Black Hispanic Other/Unknown

Defendant Race Proportions by Release Outcome



Kentucky State Population*



Kentucky State Population*

White	Black	Hispanic	Other/Unknown	Total
3,112,654	297,705	118,427	112,664	3,641,450

Defendant Race Proportions by Release Outcome

		White	Black	Hispanic	Other / Unknown	Grand Total
Administrative Release	Interviews	477	19	11	11	518
	% of Interviews	92%	4%	2%	2%	100%
Non-Financial Release	Interviews	1,254	47	24	23	1,348
	% of Interviews	93%	3%	2%	2%	100%
Financial Release	Interviews	802	35	10	14	861
	% of Interviews	93%	4%	1%	2%	100%
60-Day Rule	Interviews	2	1			3
	% of Interviews	67%	33%			100%
Indictment	Interviews	255	17	3		275
	% of Interviews	93%	6%	1%		100%
Detained Until Disposition	Interviews	455	26	2	2	485
	% of Interviews	94%	5%	0%	0%	100%
All Pretrial Interviews	Interviews	3,245	145	50	50	3,490
	% of Interviews	93%	4%	1%	1%	100%

* Data is provided from the Pretrial Information Management System

* Counts and percentages are of pretrial interviews.

* A single individual may have one or more pretrial interviews during the reported timeframe.

* 2019 Single-Race Population Estimates for Ages 15 and Older Only on CDC WONDER Online Database. Retrieved from <https://wonder.cdc.gov/wonder/help/single-race.html#Source> on November 3, 2021.

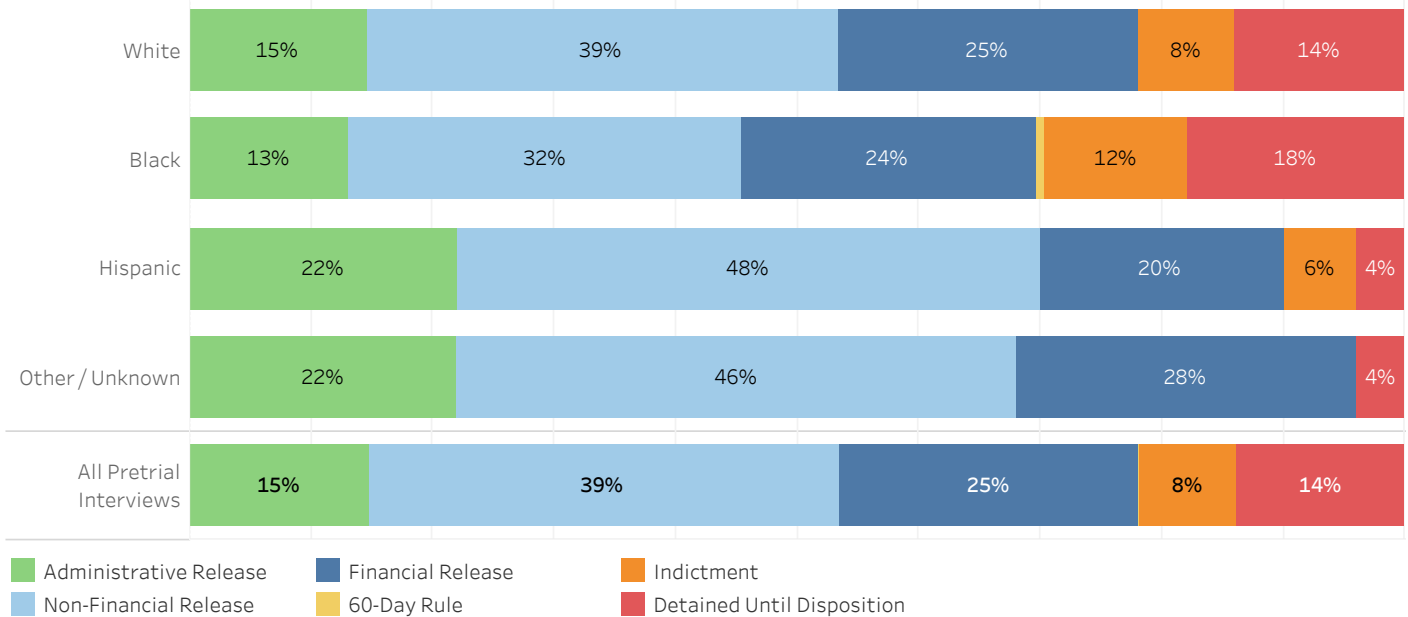


ADMINISTRATIVE OFFICE OF THE COURTS
Research and Statistics

19_PINS8020

District Court Pretrial Interviews with Custody Ending
CY2017-2021 GRANT COUNTY

Release Outcome Proportions by Defendant Race



Release Outcome Proportions by Defendant Race

		Administrative Release	Non-Financial Release	Financial Release	60-Day Rule	Indictment	Detained Until Disposition	All Pretrial Interviews
White	Interviews	477	1,254	802	2	255	455	3,245
	% of Interviews	15%	39%	25%	0%	8%	14%	100%
Black	Interviews	19	47	35	1	17	26	145
	% of Interviews	13%	32%	24%	1%	12%	18%	100%
Hispanic	Interviews	11	24	10	0	3	2	50
	% of Interviews	22%	48%	20%	0%	6%	4%	100%
Other/ Unknown	Interviews	11	23	14	0	0	2	50
	% of Interviews	22%	46%	28%	0%	0%	4%	100%
All Pretrial Interviews	Interviews	518	1,348	861	3	275	485	3,490
	% of Interviews	15%	39%	25%	0%	8%	14%	100%

* Data is provided from the Pretrial Information Management System

* Counts and percentages are of pretrial interviews.

* A single individual may have one or more pretrial interviews during the reported timeframe.

* 2019 Single-Race Population Estimates for Ages 15 and Older Only on CDC WONDER Online Database. Retrieved from <https://wonder.cdc.gov/wonder/help/single-race.html#Source> on November 3, 2021.

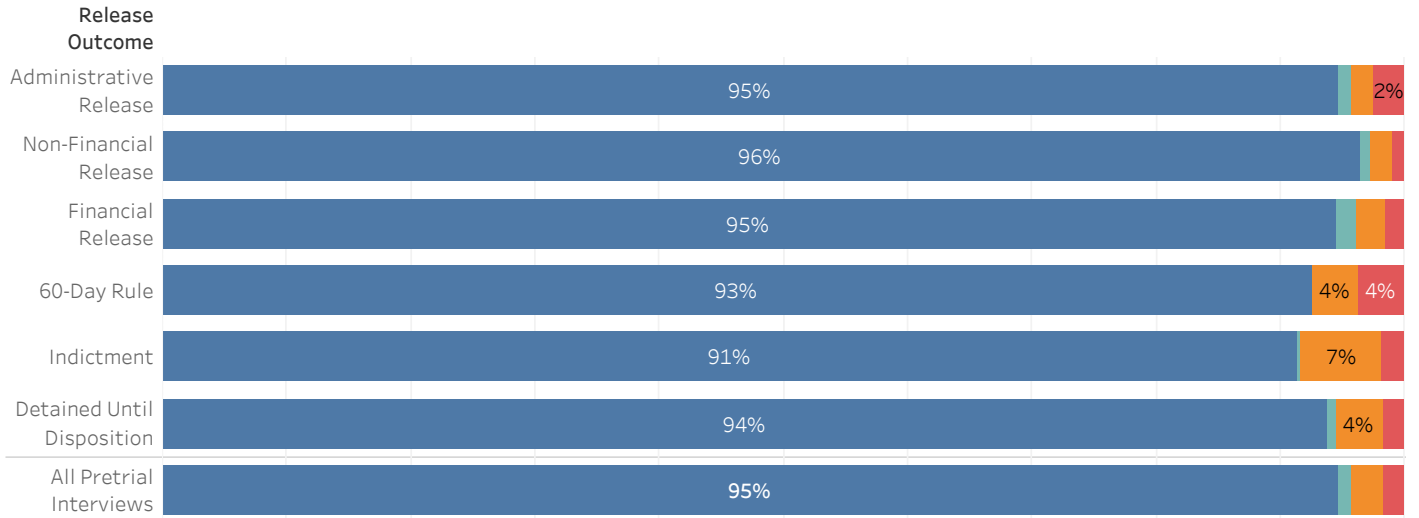


ADMINISTRATIVE OFFICE OF THE COURTS
Research and Statistics

District Court Pretrial Interviews with Custody Ending
CY2017-2021 GRAYSON COUNTY

White Black Hispanic Other/Unknown

Defendant Race Proportions by Release Outcome



Kentucky State Population*



Kentucky State Population*

White	Black	Hispanic	Other/Unknown	Total
3,112,654	297,705	118,427	112,664	3,641,450

Defendant Race Proportions by Release Outcome

		White	Black	Hispanic	Other / Unknown	Grand Total
Administrative Release	Interviews	955	18	25	11	1,009
	% of Interviews	95%	2%	2%	1%	100%
Non-Financial Release	Interviews	1,197	22	12	11	1,242
	% of Interviews	96%	2%	1%	1%	100%
Financial Release	Interviews	1,123	27	19	19	1,188
	% of Interviews	95%	2%	2%	2%	100%
60-Day Rule	Interviews	25	1	1		27
	% of Interviews	93%	4%	4%		100%
Indictment	Interviews	349	25	7	1	382
	% of Interviews	91%	7%	2%	0%	100%
Detained Until Disposition	Interviews	756	30	14	6	806
	% of Interviews	94%	4%	2%	1%	100%
All Pretrial Interviews	Interviews	4,405	123	78	48	4,654
	% of Interviews	95%	3%	2%	1%	100%

* Data is provided from the Pretrial Information Management System

* Counts and percentages are of pretrial interviews.

* A single individual may have one or more pretrial interviews during the reported timeframe.

* 2019 Single-Race Population Estimates for Ages 15 and Older Only on CDC WONDER Online Database. Retrieved from <https://wonder.cdc.gov/wonder/help/single-race.html#Source> on November 3, 2021.

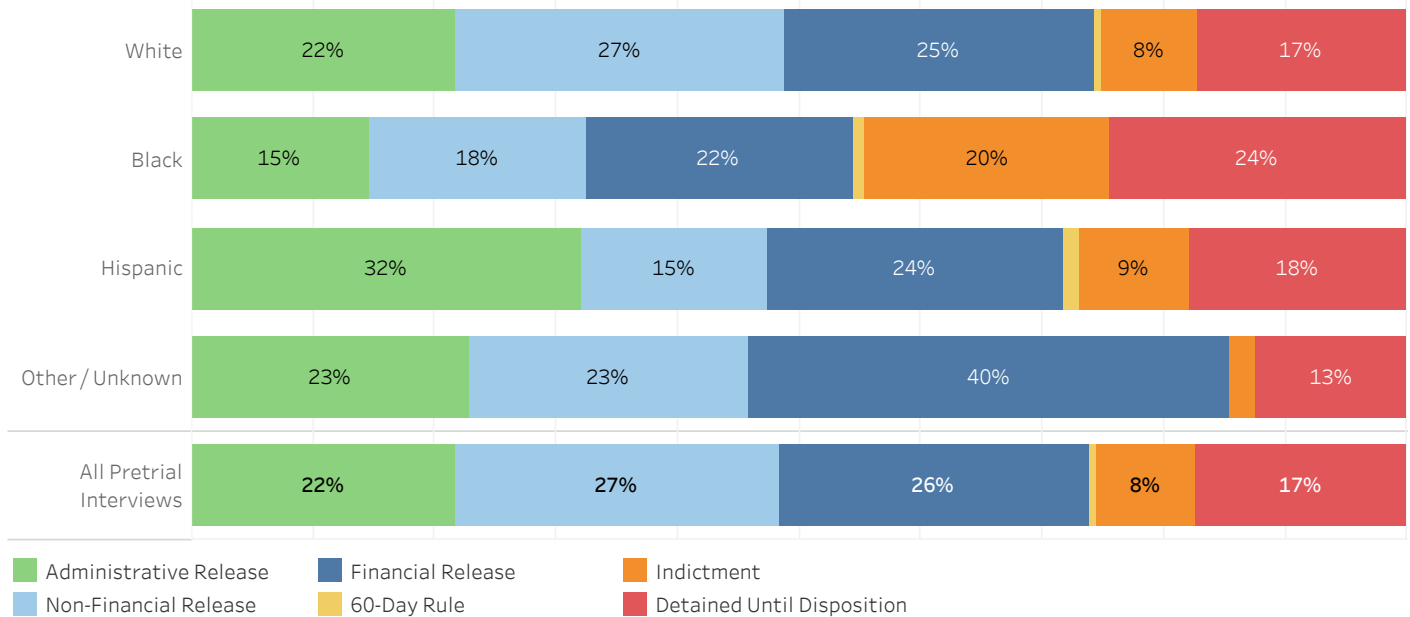


ADMINISTRATIVE OFFICE OF THE COURTS
Research and Statistics

19_PINS8020

District Court Pretrial Interviews with Custody Ending
CY2017-2021 GRAYSON COUNTY

Release Outcome Proportions by Defendant Race



Release Outcome Proportions by Defendant Race

		Administrative Release	Non-Financial Release	Financial Release	60-Day Rule	Indictment	Detained Until Disposition	All Pretrial Interviews
White	Interviews	955	1,197	1,123	25	349	756	4,405
	% of Interviews	22%	27%	25%	1%	8%	17%	100%
Black	Interviews	18	22	27	1	25	30	123
	% of Interviews	15%	18%	22%	1%	20%	24%	100%
Hispanic	Interviews	25	12	19	1	7	14	78
	% of Interviews	32%	15%	24%	1%	9%	18%	100%
Other/ Unknown	Interviews	11	11	19		1	6	48
	% of Interviews	23%	23%	40%		2%	13%	100%
All Pretrial Interviews	Interviews	1,009	1,242	1,188	27	382	806	4,654
	% of Interviews	22%	27%	26%	1%	8%	17%	100%

* Data is provided from the Pretrial Information Management System

* Counts and percentages are of pretrial interviews.

* A single individual may have one or more pretrial interviews during the reported timeframe.

* 2019 Single-Race Population Estimates for Ages 15 and Older Only on CDC WONDER Online Database. Retrieved from <https://wonder.cdc.gov/wonder/help/single-race.html#Source> on November 3, 2021.



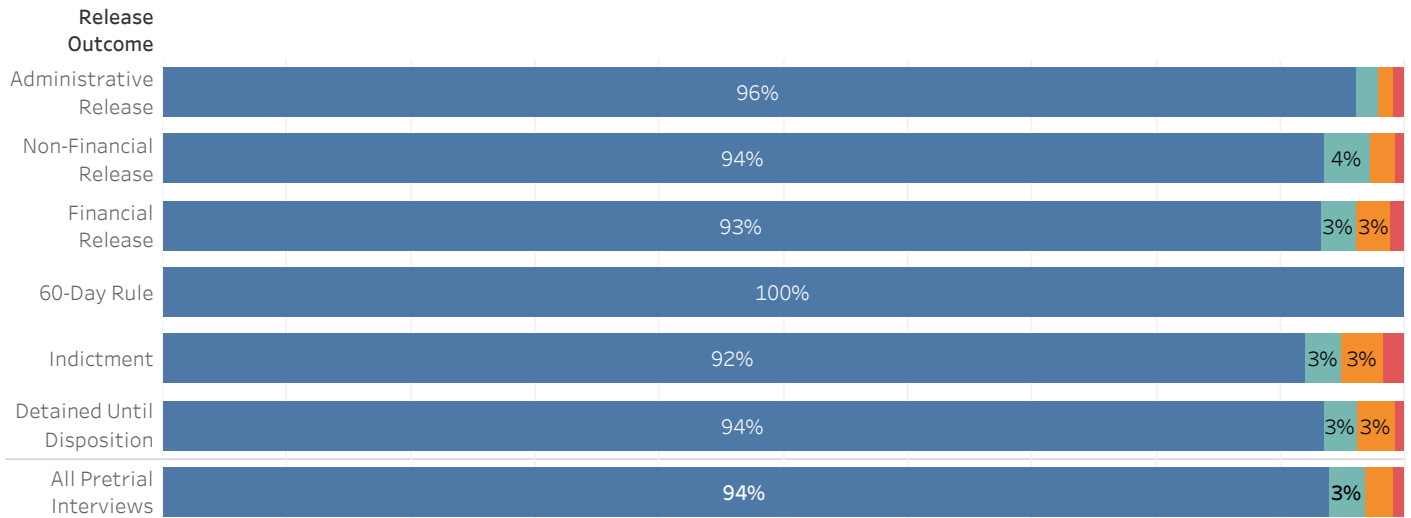
ADMINISTRATIVE OFFICE OF THE COURTS
Research and Statistics

19_PINS8020

District Court Pretrial Interviews with Custody Ending
CY2017-2021 GREENUP COUNTY

White Black Hispanic Other/Unknown

Defendant Race Proportions by Release Outcome



Kentucky State Population*



Kentucky State Population*

White	Black	Hispanic	Other/Unknown	Total
3,112,654	297,705	118,427	112,664	3,641,450

Defendant Race Proportions by Release Outcome

		White	Black	Hispanic	Other / Unknown	Grand Total
Administrative Release	Interviews	674	9	6	12	701
	% of Interviews	96%	1%	1%	2%	100%
Non-Financial Release	Interviews	1,194	26	10	46	1,276
	% of Interviews	94%	2%	1%	4%	100%
Financial Release	Interviews	418	12	5	13	448
	% of Interviews	93%	3%	1%	3%	100%
60-Day Rule	Interviews	1				1
	% of Interviews	100%				100%
Indictment	Interviews	220	8	4	7	239
	% of Interviews	92%	3%	2%	3%	100%
Detained Until Disposition	Interviews	835	28	6	23	892
	% of Interviews	94%	3%	1%	3%	100%
All Pretrial Interviews	Interviews	3,342	83	31	101	3,557
	% of Interviews	94%	2%	1%	3%	100%

* Data is provided from the Pretrial Information Management System

* Counts and percentages are of pretrial interviews.

* A single individual may have one or more pretrial interviews during the reported timeframe.

* 2019 Single-Race Population Estimates for Ages 15 and Older Only on CDC WONDER Online Database. Retrieved from <https://wonder.cdc.gov/wonder/help/single-race.html#Source> on November 3, 2021.

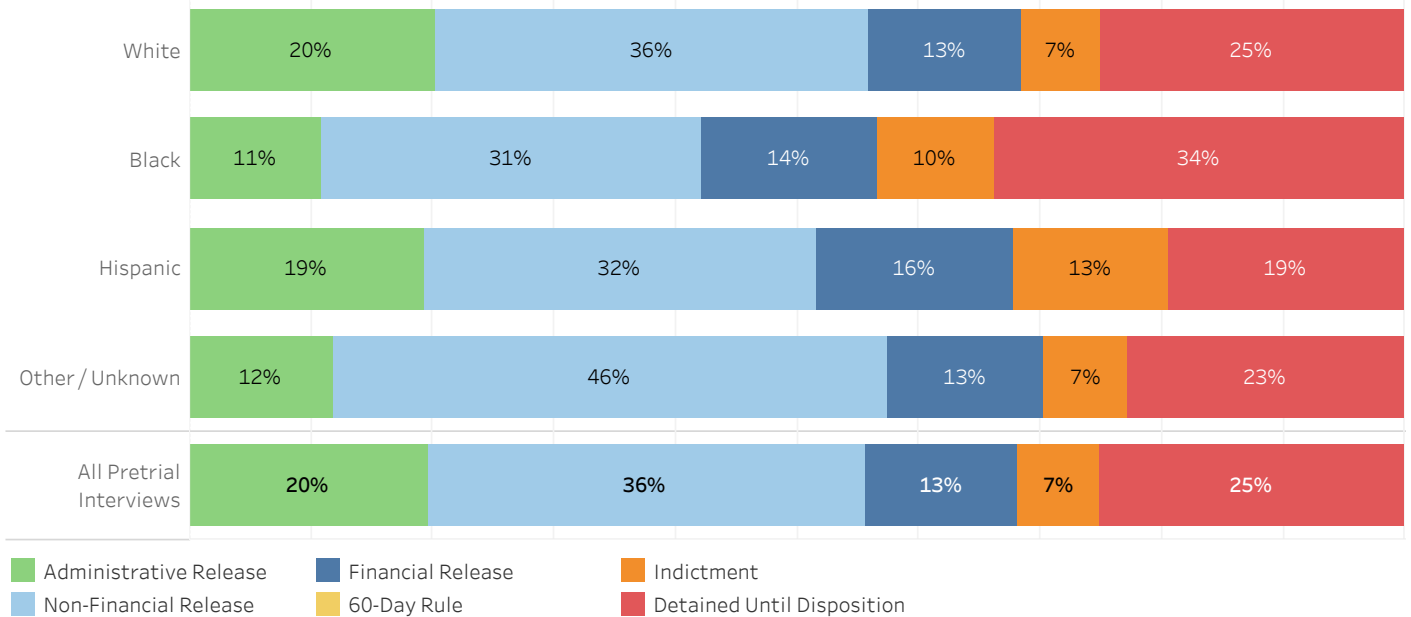


ADMINISTRATIVE OFFICE OF THE COURTS
Research and Statistics

19_PINS8020

District Court Pretrial Interviews with Custody Ending
CY2017-2021 GREENUP COUNTY

Release Outcome Proportions by Defendant Race



Release Outcome Proportions by Defendant Race

		Administrative Release	Non-Financial Release	Financial Release	60-Day Rule	Indictment	Detained Until Disposition	All Pretrial Interviews
White	Interviews	674	1,194	418	1	220	835	3,342
	% of Interviews	20%	36%	13%	0%	7%	25%	100%
Black	Interviews	9	26	12	0	8	28	83
	% of Interviews	11%	31%	14%	0%	10%	34%	100%
Hispanic	Interviews	6	10	5	0	4	6	31
	% of Interviews	19%	32%	16%	0%	13%	19%	100%
Other/ Unknown	Interviews	12	46	13	0	7	23	101
	% of Interviews	12%	46%	13%	0%	7%	23%	100%
All Pretrial Interviews	Interviews	701	1,276	448	1	239	892	3,557
	% of Interviews	20%	36%	13%	0%	7%	25%	100%

* Data is provided from the Pretrial Information Management System

* Counts and percentages are of pretrial interviews.

* A single individual may have one or more pretrial interviews during the reported timeframe.

* 2019 Single-Race Population Estimates for Ages 15 and Older Only on CDC WONDER Online Database. Retrieved from <https://wonder.cdc.gov/wonder/help/single-race.html#Source> on November 3, 2021.



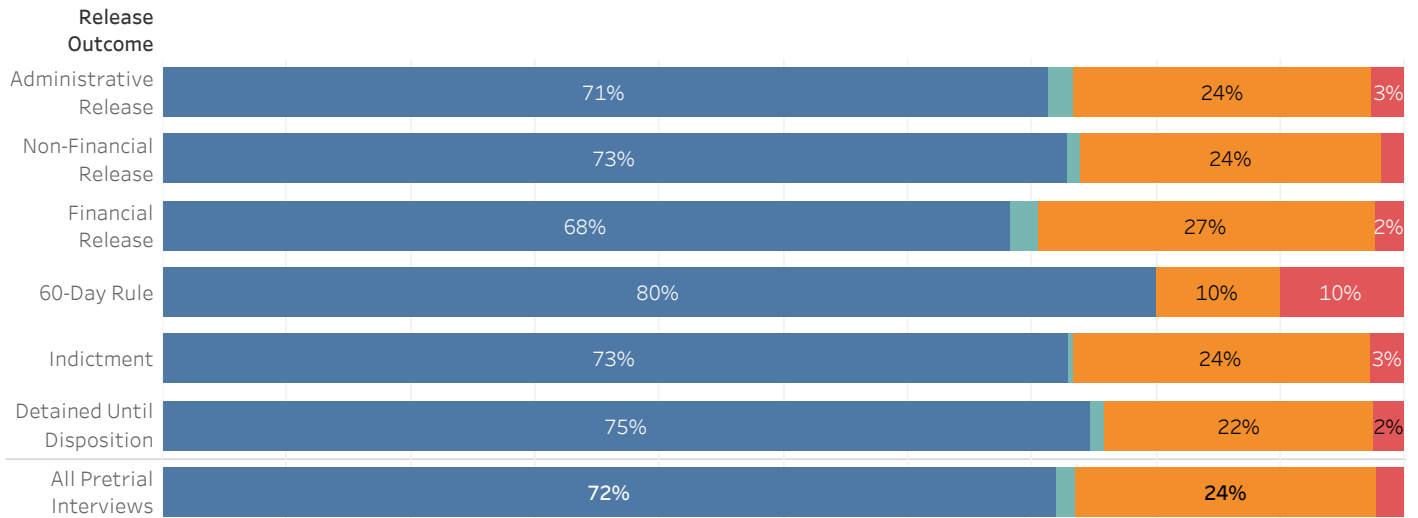
ADMINISTRATIVE OFFICE OF THE COURTS
Research and Statistics

19_PINS8020

District Court Pretrial Interviews with Custody Ending
CY2017-2021 HARDIN COUNTY

White Black Hispanic Other/Unknown

Defendant Race Proportions by Release Outcome



Kentucky State Population*



Kentucky State Population*

White	Black	Hispanic	Other/Unknown	Total
3,112,654	297,705	118,427	112,664	3,641,450

Defendant Race Proportions by Release Outcome

		White	Black	Hispanic	Other / Unknown	Grand Total
Administrative Release	Interviews	2,490	837	93	71	3,491
	% of Interviews	71%	24%	3%	2%	100%
Non-Financial Release	Interviews	4,921	1,645	120	66	6,752
	% of Interviews	73%	24%	2%	1%	100%
Financial Release	Interviews	2,829	1,119	99	92	4,139
	% of Interviews	68%	27%	2%	2%	100%
60-Day Rule	Interviews	8	1	1		10
	% of Interviews	80%	10%	10%		100%
Indictment	Interviews	928	303	36	6	1,273
	% of Interviews	73%	24%	3%	0%	100%
Detained Until Disposition	Interviews	2,999	874	98	42	4,013
	% of Interviews	75%	22%	2%	1%	100%
All Pretrial Interviews	Interviews	14,175	4,779	447	277	19,678
	% of Interviews	72%	24%	2%	1%	100%

* Data is provided from the Pretrial Information Management System

* Counts and percentages are of pretrial interviews.

* A single individual may have one or more pretrial interviews during the reported timeframe.

* 2019 Single-Race Population Estimates for Ages 15 and Older Only on CDC WONDER Online Database. Retrieved from <https://wonder.cdc.gov/wonder/help/single-race.html#Source> on November 3, 2021.

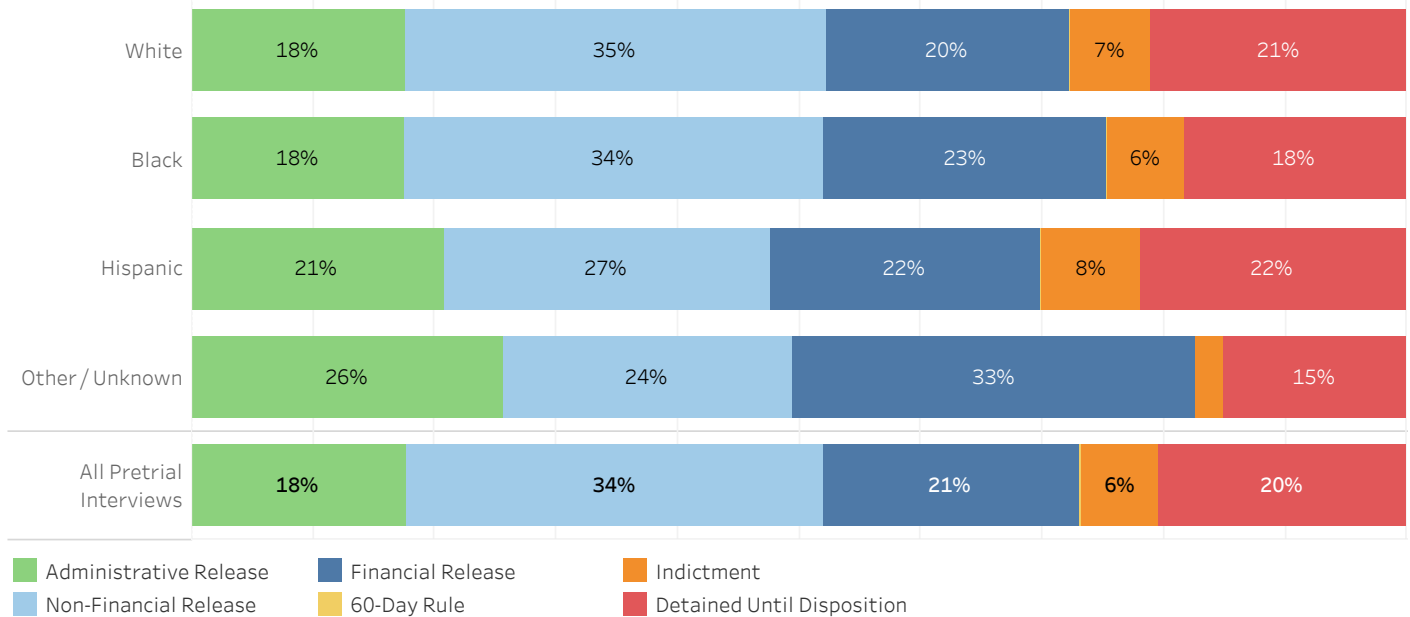


ADMINISTRATIVE OFFICE OF THE COURTS
Research and Statistics

19_PINS8020

District Court Pretrial Interviews with Custody Ending
CY2017-2021 HARDIN COUNTY

Release Outcome Proportions by Defendant Race



Release Outcome Proportions by Defendant Race

		Administrative Release	Non-Financial Release	Financial Release	60-Day Rule	Indictment	Detained Until Disposition	All Pretrial Interviews
White	Interviews	2,490	4,921	2,829	8	928	2,999	14,175
	% of Interviews	18%	35%	20%	0%	7%	21%	100%
Black	Interviews	837	1,645	1,119	1	303	874	4,779
	% of Interviews	18%	34%	23%	0%	6%	18%	100%
Hispanic	Interviews	93	120	99	1	36	98	447
	% of Interviews	21%	27%	22%	0%	8%	22%	100%
Other/ Unknown	Interviews	71	66	92		6	42	277
	% of Interviews	26%	24%	33%		2%	15%	100%
All Pretrial Interviews	Interviews	3,491	6,752	4,139	10	1,273	4,013	19,678
	% of Interviews	18%	34%	21%	0%	6%	20%	100%

* Data is provided from the Pretrial Information Management System

* Counts and percentages are of pretrial interviews.

* A single individual may have one or more pretrial interviews during the reported timeframe.

* 2019 Single-Race Population Estimates for Ages 15 and Older Only on CDC WONDER Online Database. Retrieved from <https://wonder.cdc.gov/wonder/help/single-race.html#Source> on November 3, 2021.

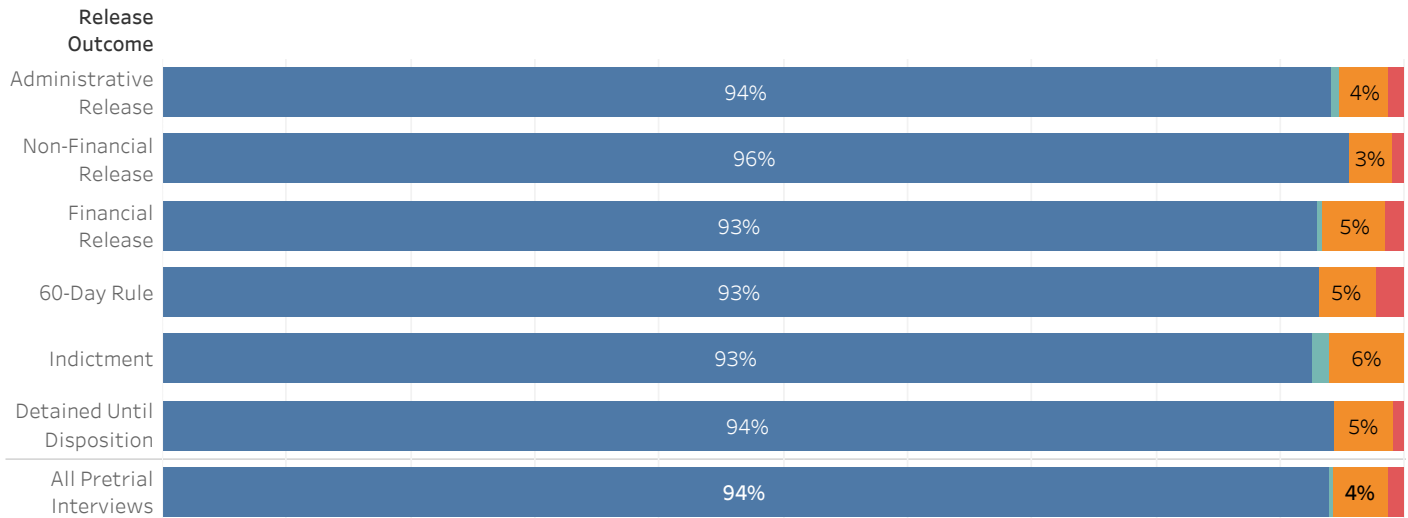


ADMINISTRATIVE OFFICE OF THE COURTS
Research and Statistics

District Court Pretrial Interviews with Custody Ending
CY2017-2021 HARLAN COUNTY

White Black Hispanic Other/Unknown

Defendant Race Proportions by Release Outcome



Kentucky State Population*



Kentucky State Population*

White	Black	Hispanic	Other/Unknown	Total
3,112,654	297,705	118,427	112,664	3,641,450

Defendant Race Proportions by Release Outcome

		White	Black	Hispanic	Other / Unknown	Grand Total
Administrative Release	Interviews	862	37	11	6	916
	% of Interviews	94%	4%	1%	1%	100%
Non-Financial Release	Interviews	1,328	48	14		1,390
	% of Interviews	96%	3%	1%		100%
Financial Release	Interviews	2,282	126	37	7	2,452
	% of Interviews	93%	5%	2%	0%	100%
60-Day Rule	Interviews	41	2	1		44
	% of Interviews	93%	5%	2%		100%
Indictment	Interviews	62	4		1	67
	% of Interviews	93%	6%		1%	100%
Detained Until Disposition	Interviews	677	34	6		717
	% of Interviews	94%	5%	1%		100%
All Pretrial Interviews	Interviews	5,252	251	69	14	5,586
	% of Interviews	94%	4%	1%	0%	100%

* Data is provided from the Pretrial Information Management System

* Counts and percentages are of pretrial interviews.

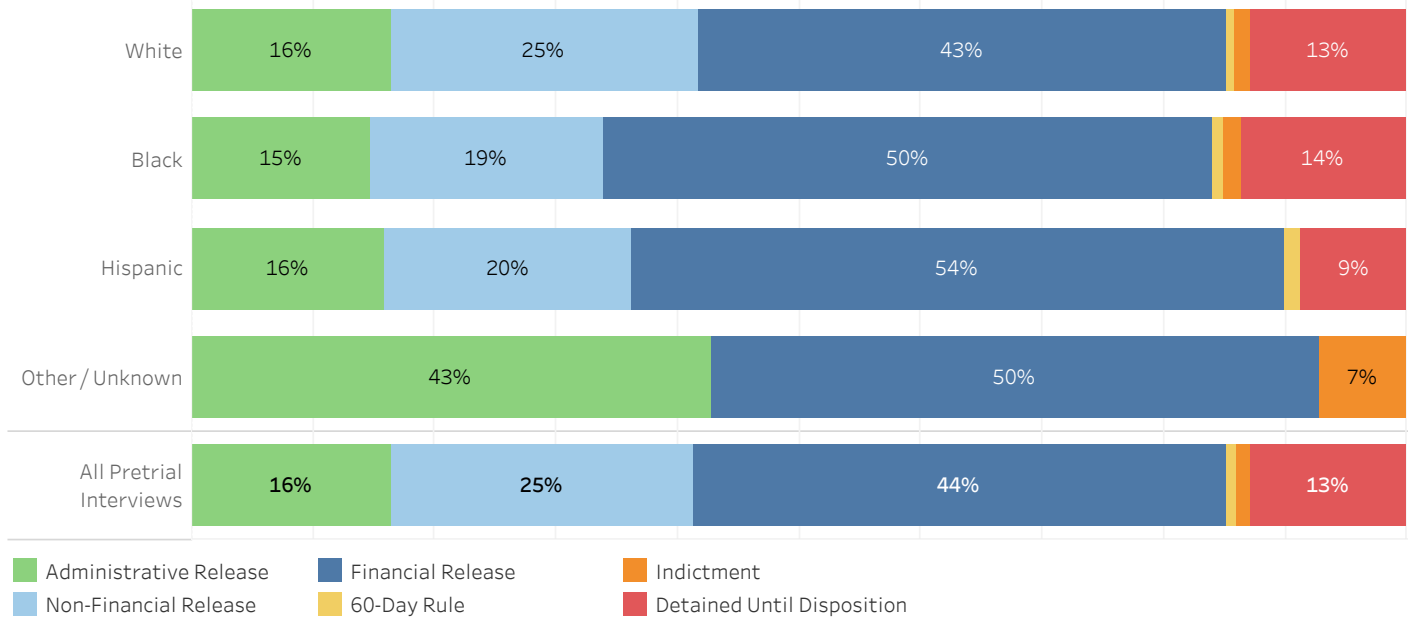
* A single individual may have one or more pretrial interviews during the reported timeframe.

* 2019 Single-Race Population Estimates for Ages 15 and Older Only on CDC WONDER Online Database. Retrieved from <https://wonder.cdc.gov/wonder/help/single-race.html#Source> on November 3, 2021.



**District Court Pretrial Interviews with Custody Ending
CY2017-2021 HARLAN COUNTY**

Release Outcome Proportions by Defendant Race



Release Outcome Proportions by Defendant Race

		Administrative Release	Non-Financial Release	Financial Release	60-Day Rule	Indictment	Detained Until Disposition	All Pretrial Interviews
White	Interviews	862	1,328	2,282	41	62	677	5,252
	% of Interviews	16%	25%	43%	1%	1%	13%	100%
Black	Interviews	37	48	126	2	4	34	251
	% of Interviews	15%	19%	50%	1%	2%	14%	100%
Hispanic	Interviews	11	14	37	1	0	6	69
	% of Interviews	16%	20%	54%	1%	0%	9%	100%
Other/ Unknown	Interviews	6	0	7	0	1	0	14
	% of Interviews	43%	0%	50%	0%	7%	0%	100%
All Pretrial Interviews	Interviews	916	1,390	2,452	44	67	717	5,586
	% of Interviews	16%	25%	44%	1%	1%	13%	100%

* Data is provided from the Pretrial Information Management System

* Counts and percentages are of pretrial interviews.

* A single individual may have one or more pretrial interviews during the reported timeframe.

* 2019 Single-Race Population Estimates for Ages 15 and Older Only on CDC WONDER Online Database. Retrieved from <https://wonder.cdc.gov/wonder/help/single-race.html#Source> on November 3, 2021.



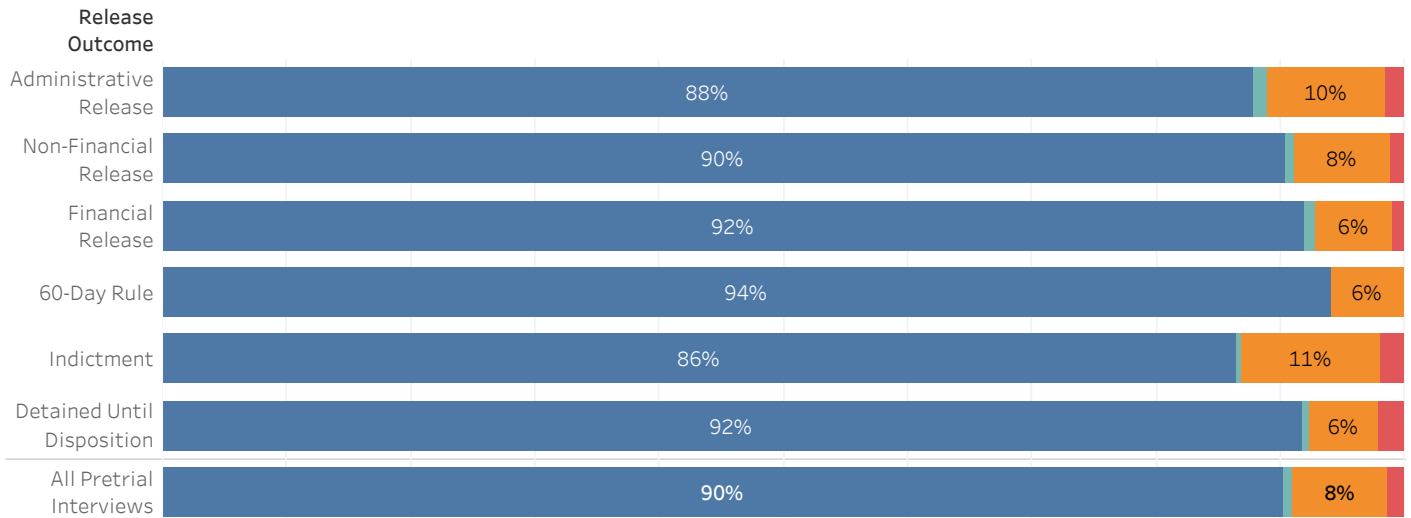
ADMINISTRATIVE OFFICE OF THE COURTS
Research and Statistics

19_PINS8020

District Court Pretrial Interviews with Custody Ending
CY2017-2021 HART COUNTY

White Black Hispanic Other/Unknown

Defendant Race Proportions by Release Outcome



Kentucky State Population*



Kentucky State Population*

White	Black	Hispanic	Other/Unknown	Total
3,112,654	297,705	118,427	112,664	3,641,450

Defendant Race Proportions by Release Outcome

		White	Black	Hispanic	Other / Unknown	Grand Total
Administrative Release	Interviews	656	72	11	8	747
	% of Interviews	88%	10%	1%	1%	100%
Non-Financial Release	Interviews	1,144	98	15	8	1,265
	% of Interviews	90%	8%	1%	1%	100%
Financial Release	Interviews	903	60	10	10	983
	% of Interviews	92%	6%	1%	1%	100%
60-Day Rule	Interviews	32	2			34
	% of Interviews	94%	6%			100%
Indictment	Interviews	223	29	5	1	258
	% of Interviews	86%	11%	2%	0%	100%
Detained Until Disposition	Interviews	446	27	10	3	486
	% of Interviews	92%	6%	2%	1%	100%
All Pretrial Interviews	Interviews	3,404	288	51	30	3,773
	% of Interviews	90%	8%	1%	1%	100%

* Data is provided from the Pretrial Information Management System

* Counts and percentages are of pretrial interviews.

* A single individual may have one or more pretrial interviews during the reported timeframe.

* 2019 Single-Race Population Estimates for Ages 15 and Older Only on CDC WONDER Online Database. Retrieved from <https://wonder.cdc.gov/wonder/help/single-race.html#Source> on November 3, 2021.

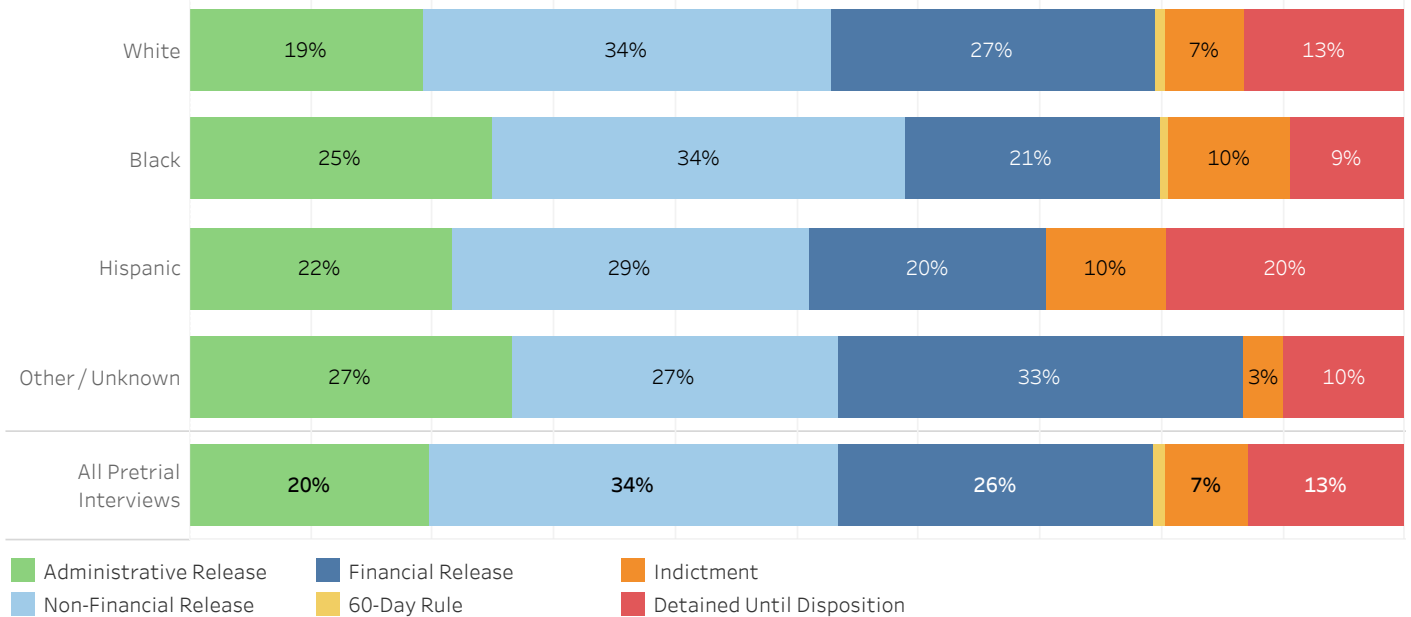


ADMINISTRATIVE OFFICE OF THE COURTS
Research and Statistics

19_PINS8020

District Court Pretrial Interviews with Custody Ending
CY2017-2021 HART COUNTY

Release Outcome Proportions by Defendant Race



Release Outcome Proportions by Defendant Race

		Administrative Release	Non-Financial Release	Financial Release	60-Day Rule	Indictment	Detained Until Disposition	All Pretrial Interviews
White	Interviews	656	1,144	903	32	223	446	3,404
	% of Interviews	19%	34%	27%	1%	7%	13%	100%
Black	Interviews	72	98	60	2	29	27	288
	% of Interviews	25%	34%	21%	1%	10%	9%	100%
Hispanic	Interviews	11	15	10		5	10	51
	% of Interviews	22%	29%	20%		10%	20%	100%
Other/ Unknown	Interviews	8	8	10		1	3	30
	% of Interviews	27%	27%	33%		3%	10%	100%
All Pretrial Interviews	Interviews	747	1,265	983	34	258	486	3,773
	% of Interviews	20%	34%	26%	1%	7%	13%	100%

* Data is provided from the Pretrial Information Management System

* Counts and percentages are of pretrial interviews.

* A single individual may have one or more pretrial interviews during the reported timeframe.

* 2019 Single-Race Population Estimates for Ages 15 and Older Only on CDC WONDER Online Database. Retrieved from <https://wonder.cdc.gov/wonder/help/single-race.html#Source> on November 3, 2021.



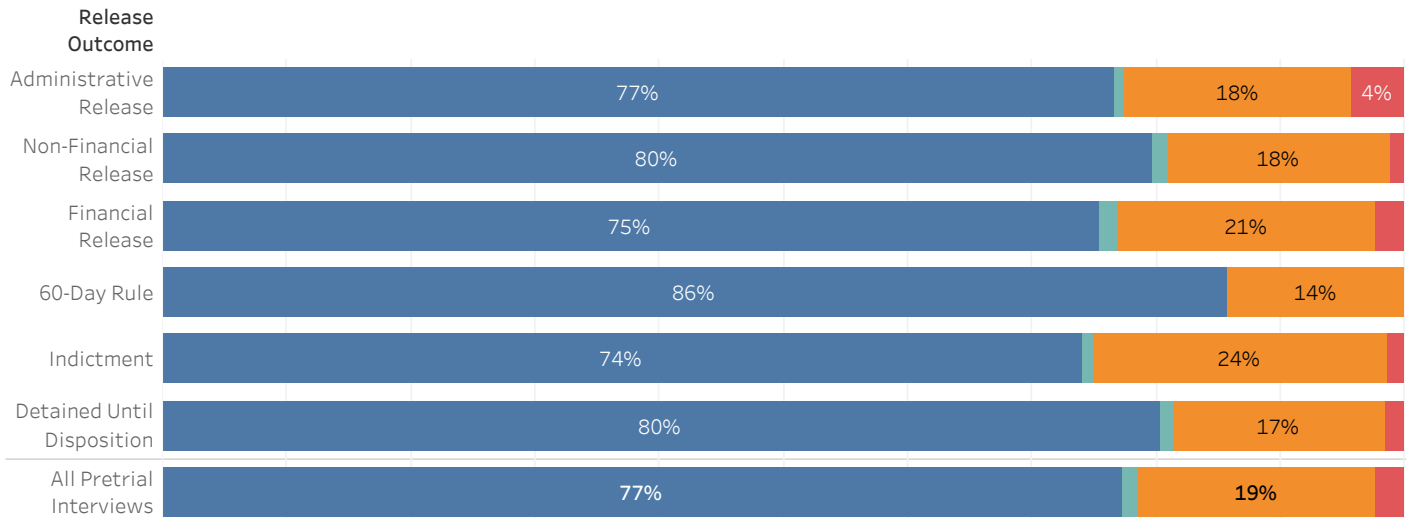
ADMINISTRATIVE OFFICE OF THE COURTS
Research and Statistics

19_PINS8020

District Court Pretrial Interviews with Custody Ending
CY2017-2021 HENDERSON COUNTY

White Black Hispanic Other/Unknown

Defendant Race Proportions by Release Outcome



Kentucky State Population*



Kentucky State Population*

White	Black	Hispanic	Other/Unknown	Total
3,112,654	297,705	118,427	112,664	3,641,450

Defendant Race Proportions by Release Outcome

		White	Black	Hispanic	Other / Unknown	Grand Total
Administrative Release	Interviews	1,292	309	72	13	1,686
	% of Interviews	77%	18%	4%	1%	100%
Non-Financial Release	Interviews	875	196	13	14	1,098
	% of Interviews	80%	18%	1%	1%	100%
Financial Release	Interviews	3,029	831	94	60	4,014
	% of Interviews	75%	21%	2%	1%	100%
60-Day Rule	Interviews	6	1			7
	% of Interviews	86%	14%			100%
Indictment	Interviews	310	99	6	4	419
	% of Interviews	74%	24%	1%	1%	100%
Detained Until Disposition	Interviews	1,893	403	36	24	2,356
	% of Interviews	80%	17%	2%	1%	100%
All Pretrial Interviews	Interviews	7,405	1,839	221	115	9,580
	% of Interviews	77%	19%	2%	1%	100%

* Data is provided from the Pretrial Information Management System

* Counts and percentages are of pretrial interviews.

* A single individual may have one or more pretrial interviews during the reported timeframe.

* 2019 Single-Race Population Estimates for Ages 15 and Older Only on CDC WONDER Online Database. Retrieved from <https://wonder.cdc.gov/wonder/help/single-race.html#Source> on November 3, 2021.

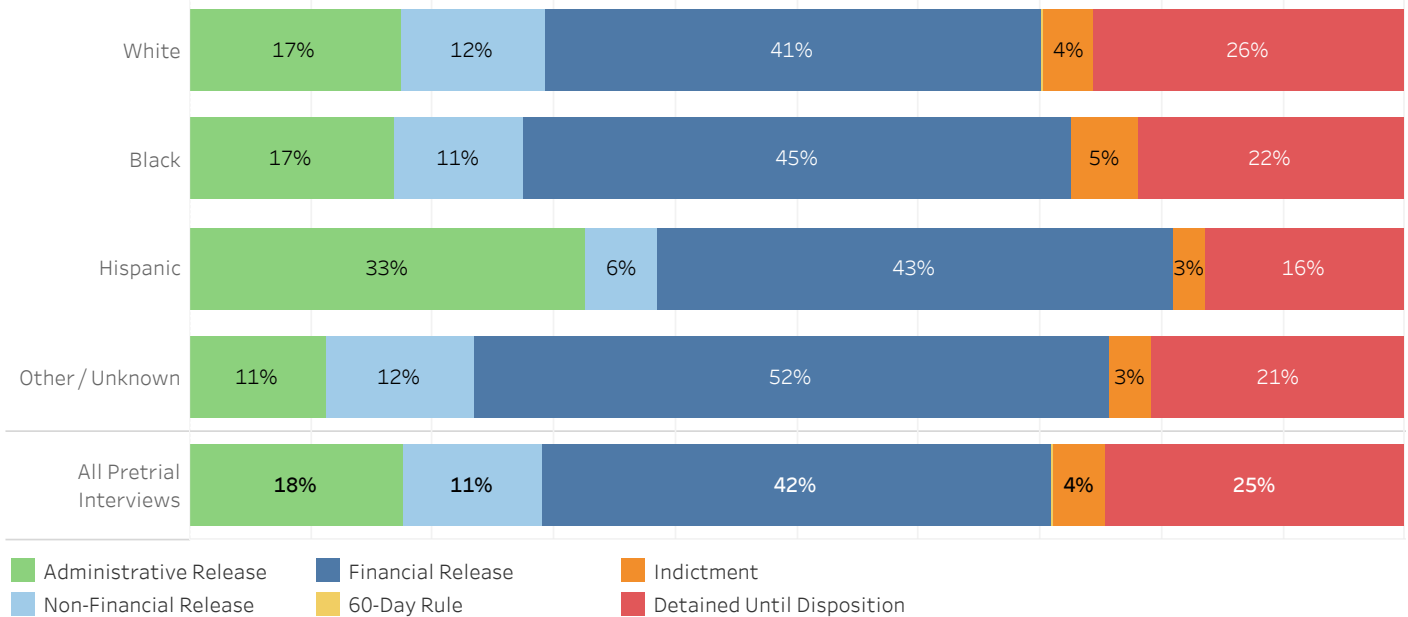


ADMINISTRATIVE OFFICE OF THE COURTS
Research and Statistics

19_PINS8020

District Court Pretrial Interviews with Custody Ending
CY2017-2021 HENDERSON COUNTY

Release Outcome Proportions by Defendant Race



Release Outcome Proportions by Defendant Race

		Administrative Release	Non-Financial Release	Financial Release	60-Day Rule	Indictment	Detained Until Disposition	All Pretrial Interviews
White	Interviews	1,292	875	3,029	6	310	1,893	7,405
	% of Interviews	17%	12%	41%	0%	4%	26%	100%
Black	Interviews	309	196	831	1	99	403	1,839
	% of Interviews	17%	11%	45%	0%	5%	22%	100%
Hispanic	Interviews	72	13	94	0	6	36	221
	% of Interviews	33%	6%	43%	0%	3%	16%	100%
Other/ Unknown	Interviews	13	14	60	0	4	24	115
	% of Interviews	11%	12%	52%	0%	3%	21%	100%
All Pretrial Interviews	Interviews	1,686	1,098	4,014	7	419	2,356	9,580
	% of Interviews	18%	11%	42%	0%	4%	25%	100%

* Data is provided from the Pretrial Information Management System

* Counts and percentages are of pretrial interviews.

* A single individual may have one or more pretrial interviews during the reported timeframe.

* 2019 Single-Race Population Estimates for Ages 15 and Older Only on CDC WONDER Online Database. Retrieved from <https://wonder.cdc.gov/wonder/help/single-race.html#Source> on November 3, 2021.



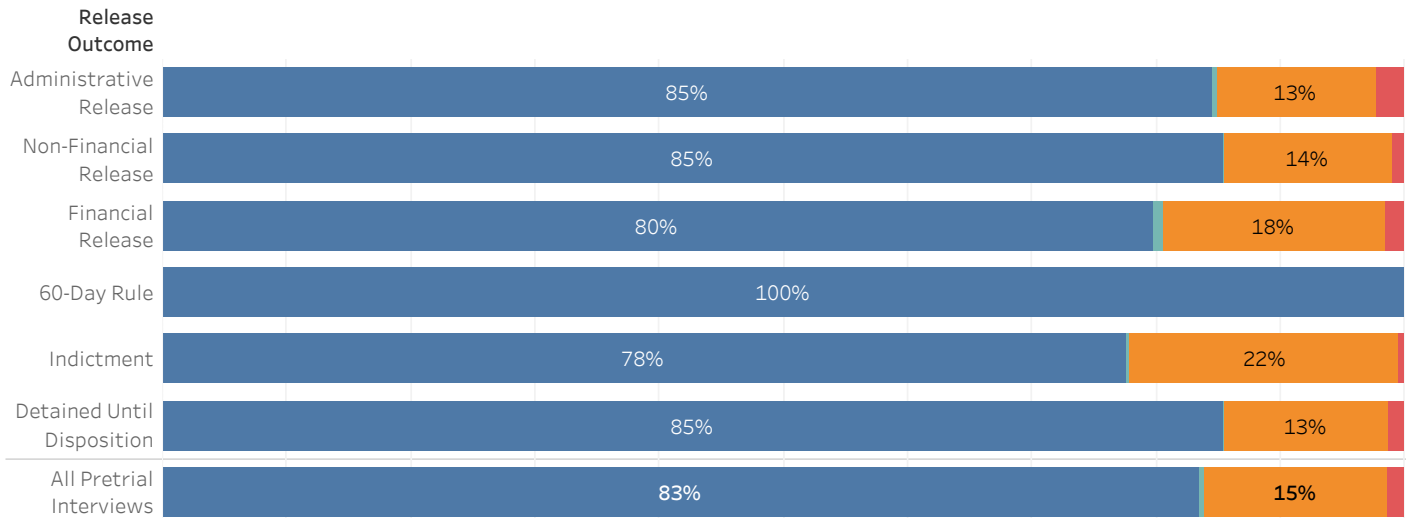
ADMINISTRATIVE OFFICE OF THE COURTS
Research and Statistics

19_PINS8020

District Court Pretrial Interviews with Custody Ending
CY2017-2021 HOPKINS COUNTY

White Black Hispanic Other/Unknown

Defendant Race Proportions by Release Outcome



Kentucky State Population*



Kentucky State Population*

White	Black	Hispanic	Other/Unknown	Total
3,112,654	297,705	118,427	112,664	3,641,450

Defendant Race Proportions by Release Outcome

		White	Black	Hispanic	Other / Unknown	Grand Total
Administrative Release	Interviews	2,241	338	59	13	2,651
	% of Interviews	85%	13%	2%	0%	100%
Non-Financial Release	Interviews	2,611	415	30	3	3,059
	% of Interviews	85%	14%	1%	0%	100%
Financial Release	Interviews	1,947	436	38	18	2,439
	% of Interviews	80%	18%	2%	1%	100%
60-Day Rule	Interviews	3	0	0	0	3
	% of Interviews	100%	0%	0%	0%	100%
Indictment	Interviews	410	115	2	1	528
	% of Interviews	78%	22%	0%	0%	100%
Detained Until Disposition	Interviews	1,377	213	20	3	1,613
	% of Interviews	85%	13%	1%	0%	100%
All Pretrial Interviews	Interviews	8,589	1,517	149	38	10,293
	% of Interviews	83%	15%	1%	0%	100%

* Data is provided from the Pretrial Information Management System

* Counts and percentages are of pretrial interviews.

* A single individual may have one or more pretrial interviews during the reported timeframe.

* 2019 Single-Race Population Estimates for Ages 15 and Older Only on CDC WONDER Online Database. Retrieved from <https://wonder.cdc.gov/wonder/help/single-race.html#Source> on November 3, 2021.

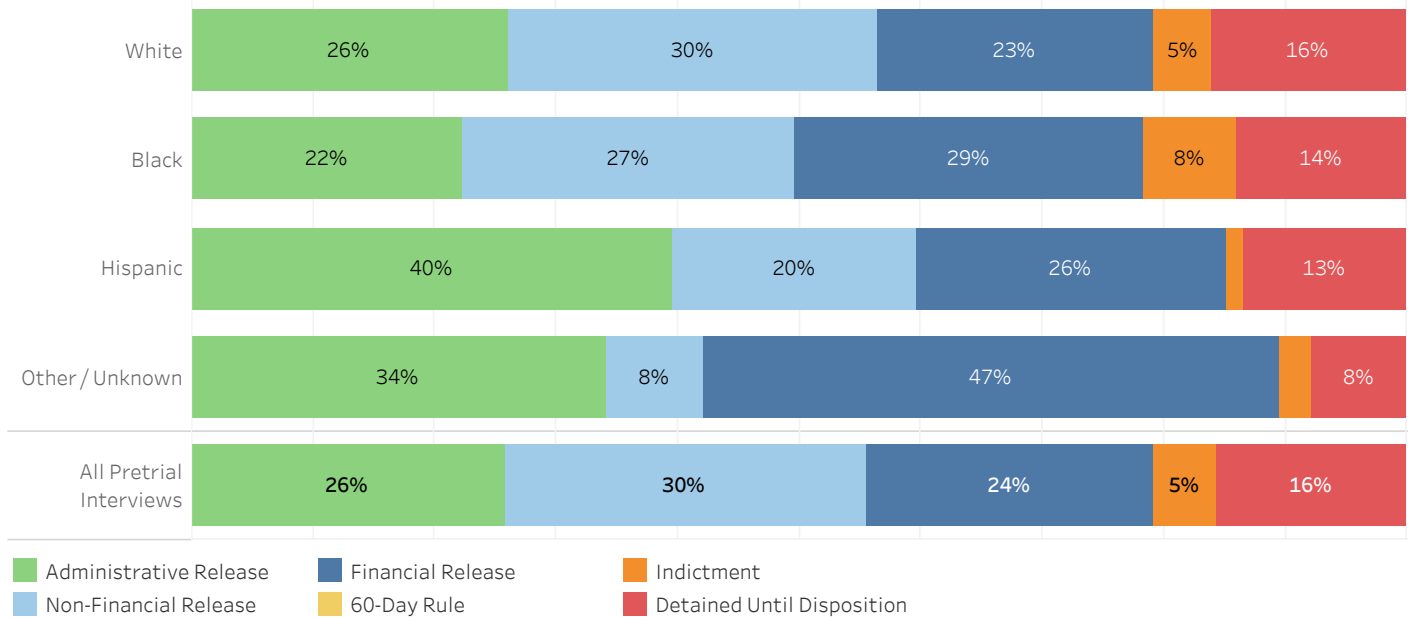


ADMINISTRATIVE OFFICE OF THE COURTS
Research and Statistics

19_PINS8020

District Court Pretrial Interviews with Custody Ending
CY2017-2021 HOPKINS COUNTY

Release Outcome Proportions by Defendant Race



Release Outcome Proportions by Defendant Race

		Administrative Release	Non-Financial Release	Financial Release	60-Day Rule	Indictment	Detained Until Disposition	All Pretrial Interviews
White	Interviews	2,241	2,611	1,947	3	410	1,377	8,589
	% of Interviews	26%	30%	23%	0%	5%	16%	100%
Black	Interviews	338	415	436		115	213	1,517
	% of Interviews	22%	27%	29%		8%	14%	100%
Hispanic	Interviews	59	30	38		2	20	149
	% of Interviews	40%	20%	26%		1%	13%	100%
Other/ Unknown	Interviews	13	3	18		1	3	38
	% of Interviews	34%	8%	47%		3%	8%	100%
All Pretrial Interviews	Interviews	2,651	3,059	2,439	3	528	1,613	10,293
	% of Interviews	26%	30%	24%	0%	5%	16%	100%

* Data is provided from the Pretrial Information Management System

* Counts and percentages are of pretrial interviews.

* A single individual may have one or more pretrial interviews during the reported timeframe.

* 2019 Single-Race Population Estimates for Ages 15 and Older Only on CDC WONDER Online Database. Retrieved from <https://wonder.cdc.gov/wonder/help/single-race.html#Source> on November 3, 2021.



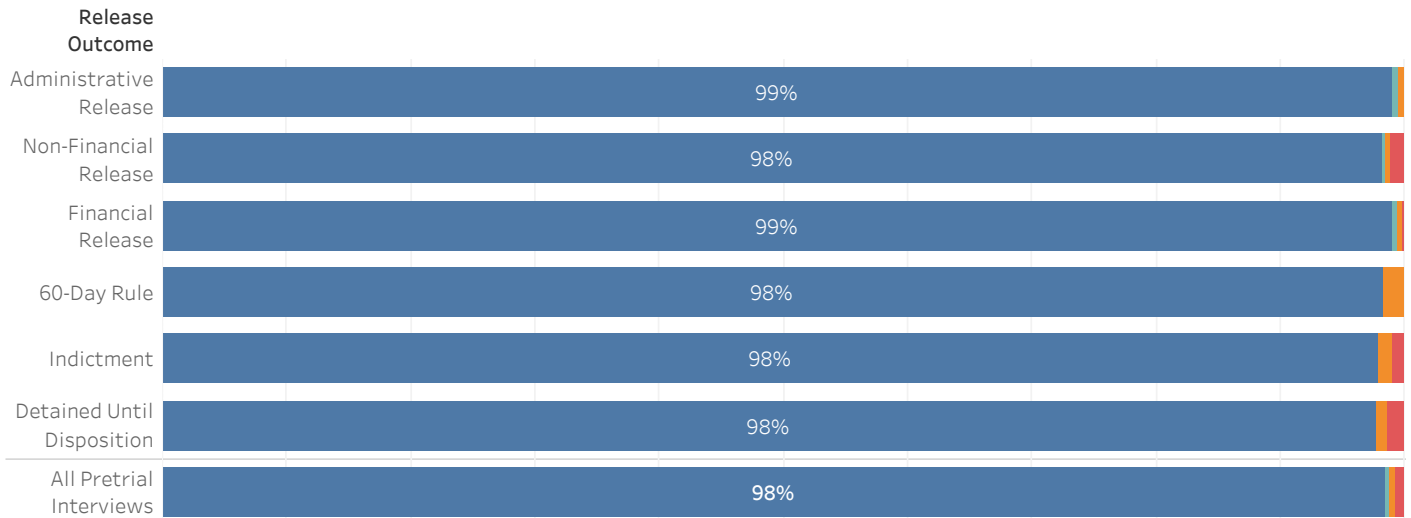
ADMINISTRATIVE OFFICE OF THE COURTS
Research and Statistics

19_PINS8020

District Court Pretrial Interviews with Custody Ending
CY2017-2021 JACKSON COUNTY

White Black Hispanic Other/Unknown

Defendant Race Proportions by Release Outcome



Kentucky State Population*



Kentucky State Population*

White	Black	Hispanic	Other/Unknown	Total
3,112,654	297,705	118,427	112,664	3,641,450

Defendant Race Proportions by Release Outcome

		White	Black	Hispanic	Other / Unknown	Grand Total
Administrative Release	Interviews	479	2		3	484
	% of Interviews	99%	0%		1%	100%
Non-Financial Release	Interviews	829	4	9	2	844
	% of Interviews	98%	0%	1%	0%	100%
Financial Release	Interviews	484	2	1	2	489
	% of Interviews	99%	0%	0%	0%	100%
60-Day Rule	Interviews	58	1			59
	% of Interviews	98%	2%			100%
Indictment	Interviews	97	1	1		99
	% of Interviews	98%	1%	1%		100%
Detained Until Disposition	Interviews	578	5	8		591
	% of Interviews	98%	1%	1%		100%
All Pretrial Interviews	Interviews	2,525	15	19	7	2,566
	% of Interviews	98%	1%	1%	0%	100%

* Data is provided from the Pretrial Information Management System

* Counts and percentages are of pretrial interviews.

* A single individual may have one or more pretrial interviews during the reported timeframe.

* 2019 Single-Race Population Estimates for Ages 15 and Older Only on CDC WONDER Online Database. Retrieved from <https://wonder.cdc.gov/wonder/help/single-race.html#Source> on November 3, 2021.

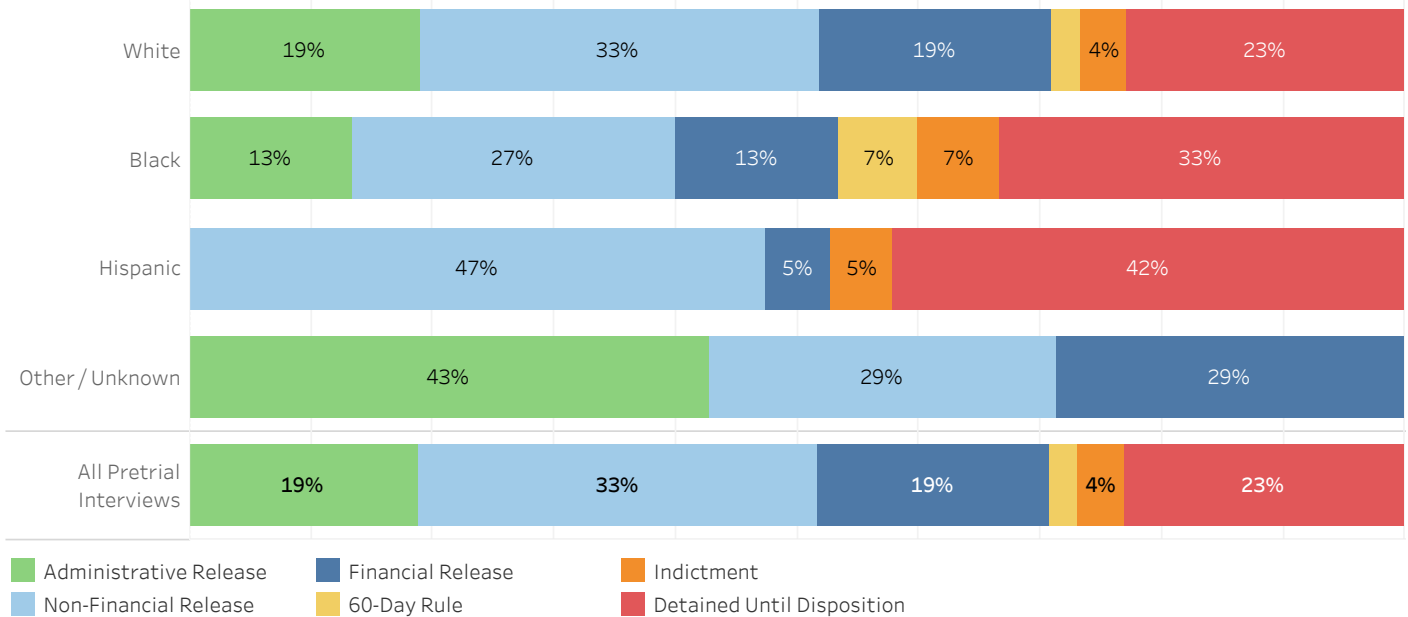


ADMINISTRATIVE OFFICE OF THE COURTS
Research and Statistics

19_PINS8020

District Court Pretrial Interviews with Custody Ending
CY2017-2021 JACKSON COUNTY

Release Outcome Proportions by Defendant Race



Release Outcome Proportions by Defendant Race

		Administrative Release	Non-Financial Release	Financial Release	60-Day Rule	Indictment	Detained Until Disposition	All Pretrial Interviews
White	Interviews	479	829	484	58	97	578	2,525
	% of Interviews	19%	33%	19%	2%	4%	23%	100%
Black	Interviews	2	4	2	1	1	5	15
	% of Interviews	13%	27%	13%	7%	7%	33%	100%
Hispanic	Interviews		9	1		1	8	19
	% of Interviews		47%	5%		5%	42%	100%
Other/ Unknown	Interviews	3	2	2				7
	% of Interviews	43%	29%	29%				100%
All Pretrial Interviews	Interviews	484	844	489	59	99	591	2,566
	% of Interviews	19%	33%	19%	2%	4%	23%	100%

* Data is provided from the Pretrial Information Management System

* Counts and percentages are of pretrial interviews.

* A single individual may have one or more pretrial interviews during the reported timeframe.

* 2019 Single-Race Population Estimates for Ages 15 and Older Only on CDC WONDER Online Database. Retrieved from <https://wonder.cdc.gov/wonder/help/single-race.html#Source> on November 3, 2021.



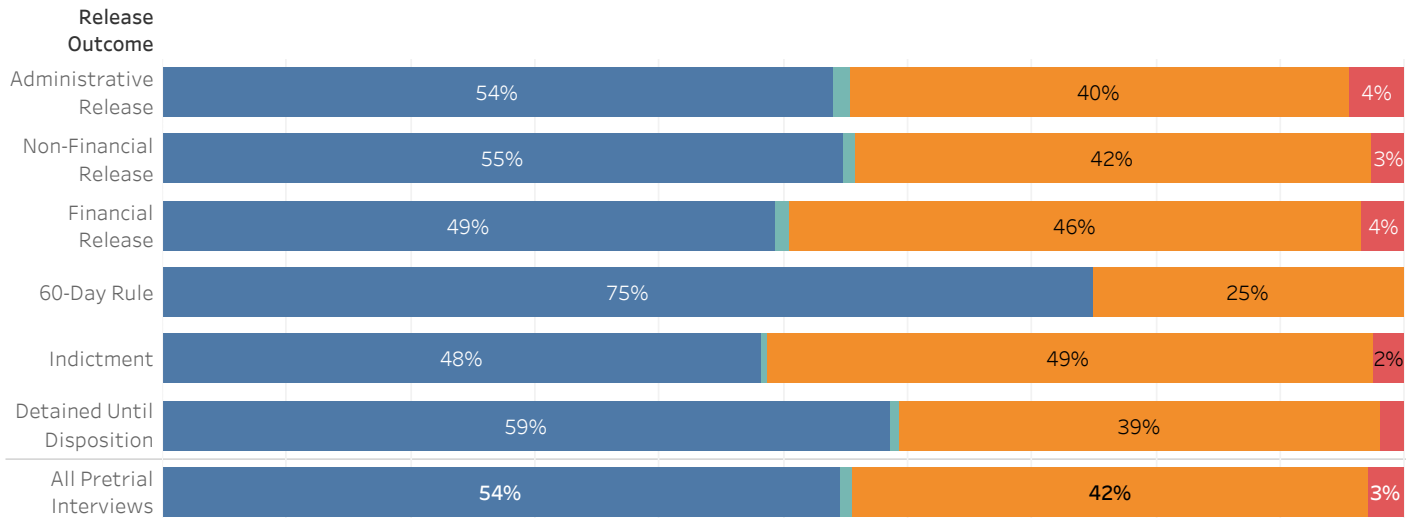
ADMINISTRATIVE OFFICE OF THE COURTS
Research and Statistics

19_PINS8020

District Court Pretrial Interviews with Custody Ending
CY2017-2021 JEFFERSON COUNTY

White Black Hispanic Other/Unknown

Defendant Race Proportions by Release Outcome



Kentucky State Population*



Kentucky State Population*

White	Black	Hispanic	Other/Unknown	Total
3,112,654	297,705	118,427	112,664	3,641,450

Defendant Race Proportions by Release Outcome

		White	Black	Hispanic	Other / Unknown	Grand Total
Administrative Release	Interviews	7,044	5,251	574	188	13,057
	% of Interviews	54%	40%	4%	1%	100%
Non-Financial Release	Interviews	26,686	20,247	1,311	468	48,712
	% of Interviews	55%	42%	3%	1%	100%
Financial Release	Interviews	6,912	6,455	492	159	14,018
	% of Interviews	49%	46%	4%	1%	100%
60-Day Rule	Interviews	12	4			16
	% of Interviews	75%	25%			100%
Indictment	Interviews	1,991	2,013	103	22	4,129
	% of Interviews	48%	49%	2%	1%	100%
Detained Until Disposition	Interviews	13,014	8,607	436	147	22,204
	% of Interviews	59%	39%	2%	1%	100%
All Pretrial Interviews	Interviews	55,659	42,577	2,916	984	102,136
	% of Interviews	54%	42%	3%	1%	100%

* Data is provided from the Pretrial Information Management System

* Counts and percentages are of pretrial interviews.

* A single individual may have one or more pretrial interviews during the reported timeframe.

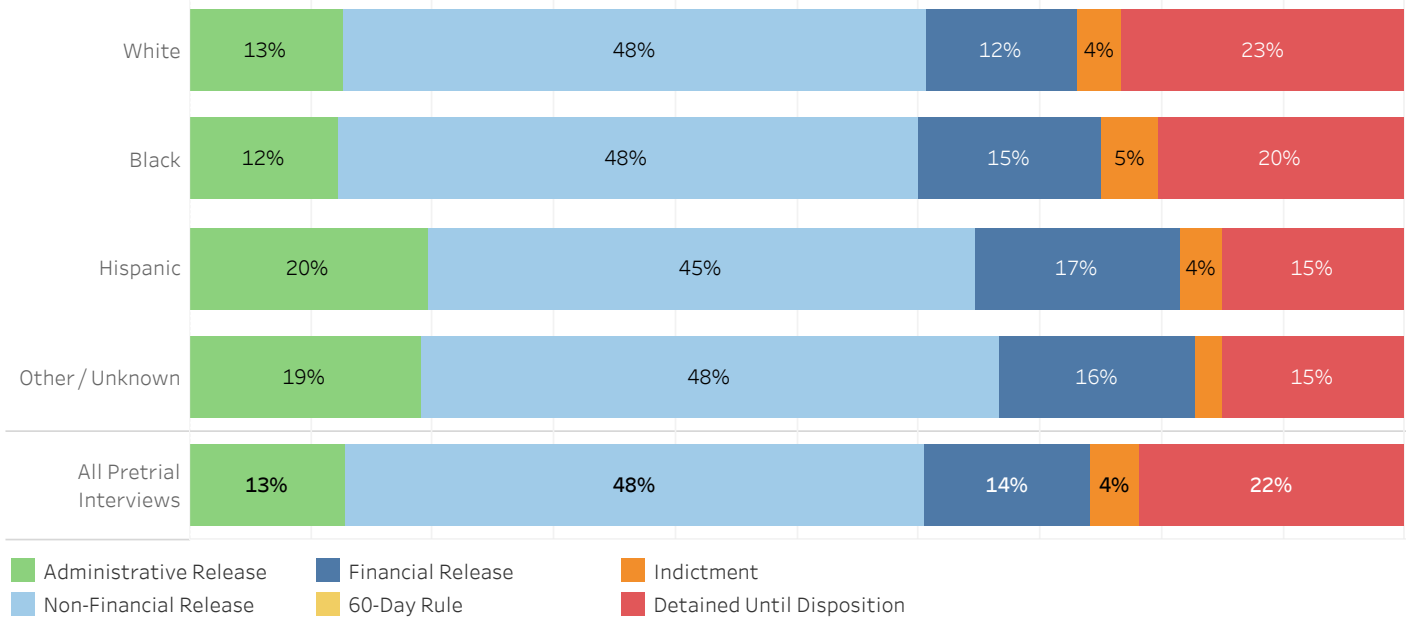
* 2019 Single-Race Population Estimates for Ages 15 and Older Only on CDC WONDER Online Database. Retrieved from <https://wonder.cdc.gov/wonder/help/single-race.html#Source> on November 3, 2021.



ADMINISTRATIVE OFFICE OF THE COURTS
Research and Statistics

District Court Pretrial Interviews with Custody Ending
CY2017-2021 JEFFERSON COUNTY

Release Outcome Proportions by Defendant Race



Release Outcome Proportions by Defendant Race

		Administrative Release	Non-Financial Release	Financial Release	60-Day Rule	Indictment	Detained Until Disposition	All Pretrial Interviews
White	Interviews	7,044	26,686	6,912	12	1,991	13,014	55,659
	% of Interviews	13%	48%	12%	0%	4%	23%	100%
Black	Interviews	5,251	20,247	6,455	4	2,013	8,607	42,577
	% of Interviews	12%	48%	15%	0%	5%	20%	100%
Hispanic	Interviews	574	1,311	492		103	436	2,916
	% of Interviews	20%	45%	17%		4%	15%	100%
Other/ Unknown	Interviews	188	468	159		22	147	984
	% of Interviews	19%	48%	16%		2%	15%	100%
All Pretrial Interviews	Interviews	13,057	48,712	14,018	16	4,129	22,204	102,136
	% of Interviews	13%	48%	14%	0%	4%	22%	100%

* Data is provided from the Pretrial Information Management System

* Counts and percentages are of pretrial interviews.

* A single individual may have one or more pretrial interviews during the reported timeframe.

* 2019 Single-Race Population Estimates for Ages 15 and Older Only on CDC WONDER Online Database. Retrieved from <https://wonder.cdc.gov/wonder/help/single-race.html#Source> on November 3, 2021.



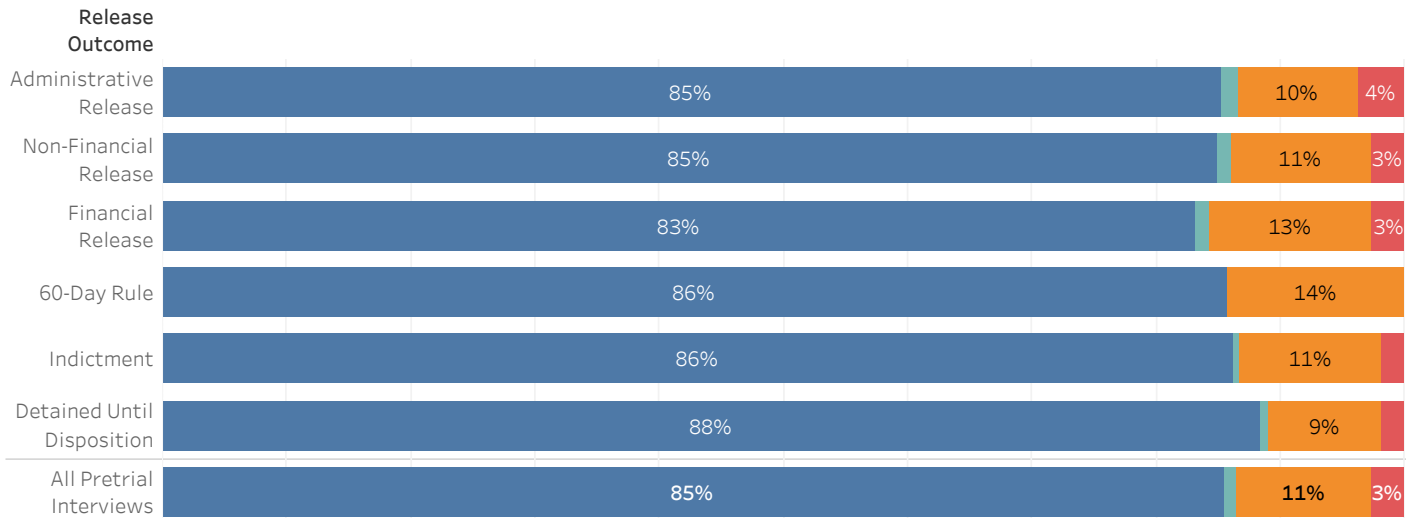
ADMINISTRATIVE OFFICE OF THE COURTS
Research and Statistics

19_PINS8020

District Court Pretrial Interviews with Custody Ending
CY2017-2021 JESSAMINE COUNTY

White Black Hispanic Other/Unknown

Defendant Race Proportions by Release Outcome



Kentucky State Population*



Kentucky State Population*

White	Black	Hispanic	Other/Unknown	Total
3,112,654	297,705	118,427	112,664	3,641,450

Defendant Race Proportions by Release Outcome

		White	Black	Hispanic	Other / Unknown	Grand Total
Administrative Release	Interviews	1,441	164	63	23	1,691
	% of Interviews	85%	10%	4%	1%	100%
Non-Financial Release	Interviews	1,780	238	54	23	2,095
	% of Interviews	85%	11%	3%	1%	100%
Financial Release	Interviews	1,431	225	46	19	1,721
	% of Interviews	83%	13%	3%	1%	100%
60-Day Rule	Interviews	18	3	0	0	21
	% of Interviews	86%	14%	0%	0%	100%
Indictment	Interviews	324	43	7	2	376
	% of Interviews	86%	11%	2%	1%	100%
Detained Until Disposition	Interviews	1,570	162	33	11	1,776
	% of Interviews	88%	9%	2%	1%	100%
All Pretrial Interviews	Interviews	6,564	835	203	78	7,680
	% of Interviews	85%	11%	3%	1%	100%

* Data is provided from the Pretrial Information Management System

* Counts and percentages are of pretrial interviews.

* A single individual may have one or more pretrial interviews during the reported timeframe.

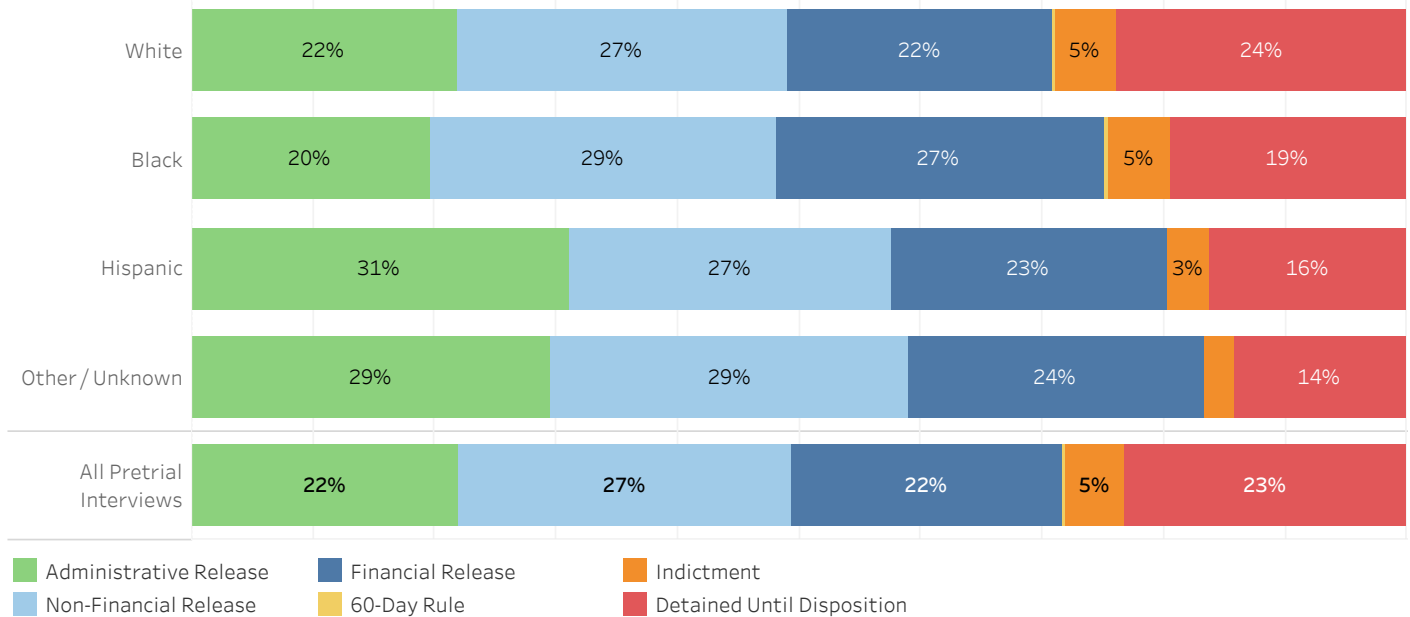
* 2019 Single-Race Population Estimates for Ages 15 and Older Only on CDC WONDER Online Database. Retrieved from <https://wonder.cdc.gov/wonder/help/single-race.html#Source> on November 3, 2021.



ADMINISTRATIVE OFFICE OF THE COURTS
Research and Statistics

District Court Pretrial Interviews with Custody Ending
CY2017-2021 JESSAMINE COUNTY

Release Outcome Proportions by Defendant Race



Release Outcome Proportions by Defendant Race

		Administrative Release	Non-Financial Release	Financial Release	60-Day Rule	Indictment	Detained Until Disposition	All Pretrial Interviews
White	Interviews	1,441	1,780	1,431	18	324	1,570	6,564
	% of Interviews	22%	27%	22%	0%	5%	24%	100%
Black	Interviews	164	238	225	3	43	162	835
	% of Interviews	20%	29%	27%	0%	5%	19%	100%
Hispanic	Interviews	63	54	46	0	7	33	203
	% of Interviews	31%	27%	23%	0%	3%	16%	100%
Other/ Unknown	Interviews	23	23	19	0	2	11	78
	% of Interviews	29%	29%	24%	0%	3%	14%	100%
All Pretrial Interviews	Interviews	1,691	2,095	1,721	21	376	1,776	7,680
	% of Interviews	22%	27%	22%	0%	5%	23%	100%

* Data is provided from the Pretrial Information Management System

* Counts and percentages are of pretrial interviews.

* A single individual may have one or more pretrial interviews during the reported timeframe.

* 2019 Single-Race Population Estimates for Ages 15 and Older Only on CDC WONDER Online Database. Retrieved from <https://wonder.cdc.gov/wonder/help/single-race.html#Source> on November 3, 2021.



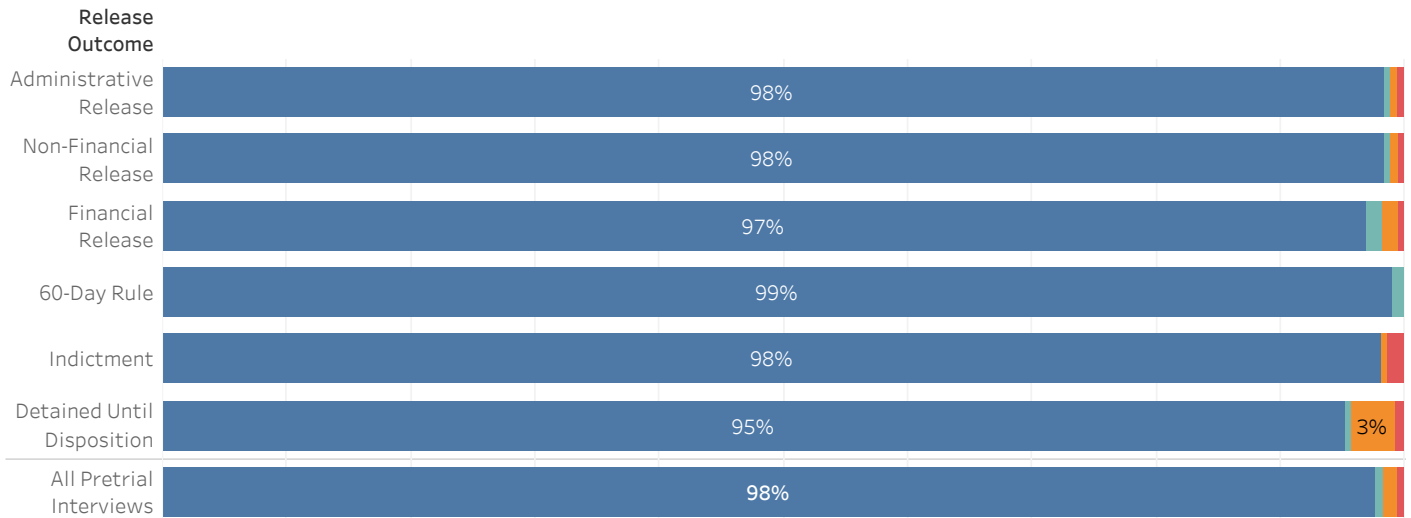
ADMINISTRATIVE OFFICE OF THE COURTS
Research and Statistics

19_PINS8020

District Court Pretrial Interviews with Custody Ending
CY2017-2021 JOHNSON COUNTY

White Black Hispanic Other/Unknown

Defendant Race Proportions by Release Outcome



Kentucky State Population*



Kentucky State Population*

White	Black	Hispanic	Other/Unknown	Total
3,112,654	297,705	118,427	112,664	3,641,450

Defendant Race Proportions by Release Outcome

		White	Black	Hispanic	Other / Unknown	Grand Total
Administrative Release	Interviews	2,784	18	15	15	2,832
	% of Interviews	98%	1%	1%	1%	100%
Non-Financial Release	Interviews	5,190	37	22	32	5,281
	% of Interviews	98%	1%	0%	1%	100%
Financial Release	Interviews	1,197	17	5	15	1,234
	% of Interviews	97%	1%	0%	1%	100%
60-Day Rule	Interviews	98			1	99
	% of Interviews	99%			1%	100%
Indictment	Interviews	221	1	3		225
	% of Interviews	98%	0%	1%		100%
Detained Until Disposition	Interviews	1,832	66	15	11	1,924
	% of Interviews	95%	3%	1%	1%	100%
All Pretrial Interviews	Interviews	11,322	139	60	74	11,595
	% of Interviews	98%	1%	1%	1%	100%

* Data is provided from the Pretrial Information Management System

* Counts and percentages are of pretrial interviews.

* A single individual may have one or more pretrial interviews during the reported timeframe.

* 2019 Single-Race Population Estimates for Ages 15 and Older Only on CDC WONDER Online Database. Retrieved from <https://wonder.cdc.gov/wonder/help/single-race.html#Source> on November 3, 2021.

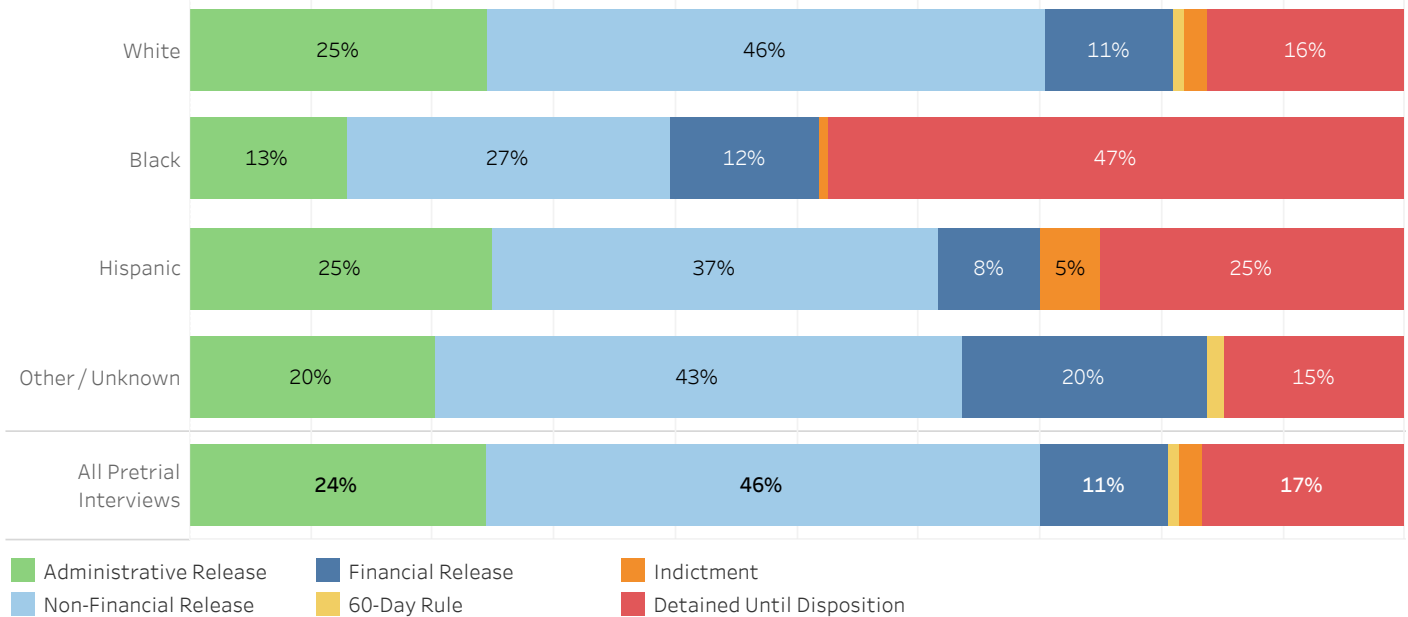


ADMINISTRATIVE OFFICE OF THE COURTS
Research and Statistics

19_PINS8020

District Court Pretrial Interviews with Custody Ending
CY2017-2021 JOHNSON COUNTY

Release Outcome Proportions by Defendant Race



Release Outcome Proportions by Defendant Race

		Administrative Release	Non-Financial Release	Financial Release	60-Day Rule	Indictment	Detained Until Disposition	All Pretrial Interviews
White	Interviews	2,784	5,190	1,197	98	221	1,832	11,322
	% of Interviews	25%	46%	11%	1%	2%	16%	100%
Black	Interviews	18	37	17		1	66	139
	% of Interviews	13%	27%	12%		1%	47%	100%
Hispanic	Interviews	15	22	5		3	15	60
	% of Interviews	25%	37%	8%		5%	25%	100%
Other/ Unknown	Interviews	15	32	15	1		11	74
	% of Interviews	20%	43%	20%	1%		15%	100%
All Pretrial Interviews	Interviews	2,832	5,281	1,234	99	225	1,924	11,595
	% of Interviews	24%	46%	11%	1%	2%	17%	100%

* Data is provided from the Pretrial Information Management System

* Counts and percentages are of pretrial interviews.

* A single individual may have one or more pretrial interviews during the reported timeframe.

* 2019 Single-Race Population Estimates for Ages 15 and Older Only on CDC WONDER Online Database. Retrieved from <https://wonder.cdc.gov/wonder/help/single-race.html#Source> on November 3, 2021.

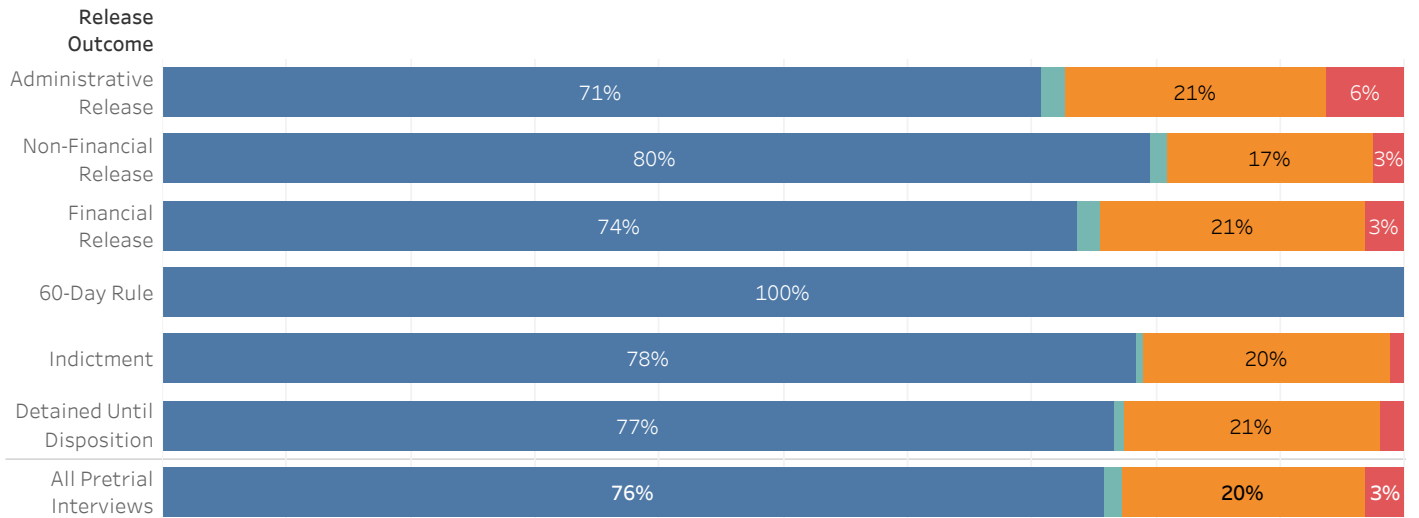


ADMINISTRATIVE OFFICE OF THE COURTS
Research and Statistics

District Court Pretrial Interviews with Custody Ending
CY2017-2021 KENTON COUNTY

White Black Hispanic Other/Unknown

Defendant Race Proportions by Release Outcome



Kentucky State Population*



Kentucky State Population*

White	Black	Hispanic	Other/Unknown	Total
3,112,654	297,705	118,427	112,664	3,641,450

Defendant Race Proportions by Release Outcome

		White	Black	Hispanic	Other / Unknown	Grand Total
Administrative Release	Interviews	4,739	1,406	418	128	6,691
	% of Interviews	71%	21%	6%	2%	100%
Non-Financial Release	Interviews	7,822	1,636	250	127	9,835
	% of Interviews	80%	17%	3%	1%	100%
Financial Release	Interviews	4,181	1,215	177	105	5,678
	% of Interviews	74%	21%	3%	2%	100%
60-Day Rule	Interviews	8	0	0	0	8
	% of Interviews	100%	0%	0%	0%	100%
Indictment	Interviews	1,740	441	25	13	2,219
	% of Interviews	78%	20%	1%	1%	100%
Detained Until Disposition	Interviews	4,902	1,316	126	56	6,400
	% of Interviews	77%	21%	2%	1%	100%
All Pretrial Interviews	Interviews	23,392	6,014	996	429	30,831
	% of Interviews	76%	20%	3%	1%	100%

* Data is provided from the Pretrial Information Management System

* Counts and percentages are of pretrial interviews.

* A single individual may have one or more pretrial interviews during the reported timeframe.

* 2019 Single-Race Population Estimates for Ages 15 and Older Only on CDC WONDER Online Database. Retrieved from <https://wonder.cdc.gov/wonder/help/single-race.html#Source> on November 3, 2021.

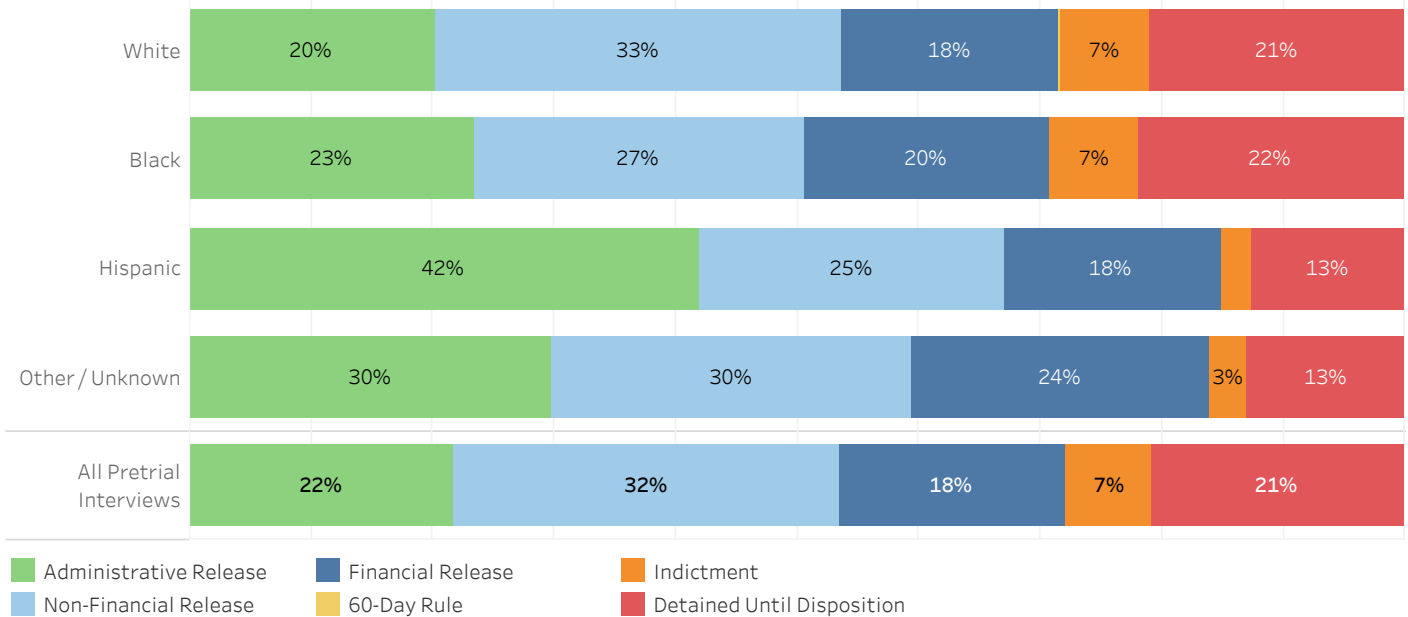


ADMINISTRATIVE OFFICE OF THE COURTS
Research and Statistics

19_PINS8020

District Court Pretrial Interviews with Custody Ending
CY2017-2021 KENTON COUNTY

Release Outcome Proportions by Defendant Race



Release Outcome Proportions by Defendant Race

		Administrative Release	Non-Financial Release	Financial Release	60-Day Rule	Indictment	Detained Until Disposition	All Pretrial Interviews
White	Interviews	4,739	7,822	4,181	8	1,740	4,902	23,392
	% of Interviews	20%	33%	18%	0%	7%	21%	100%
Black	Interviews	1,406	1,636	1,215		441	1,316	6,014
	% of Interviews	23%	27%	20%		7%	22%	100%
Hispanic	Interviews	418	250	177		25	126	996
	% of Interviews	42%	25%	18%		3%	13%	100%
Other/ Unknown	Interviews	128	127	105		13	56	429
	% of Interviews	30%	30%	24%		3%	13%	100%
All Pretrial Interviews	Interviews	6,691	9,835	5,678	8	2,219	6,400	30,831
	% of Interviews	22%	32%	18%	0%	7%	21%	100%

* Data is provided from the Pretrial Information Management System

* Counts and percentages are of pretrial interviews.

* A single individual may have one or more pretrial interviews during the reported timeframe.

* 2019 Single-Race Population Estimates for Ages 15 and Older Only on CDC WONDER Online Database. Retrieved from <https://wonder.cdc.gov/wonder/help/single-race.html#Source> on November 3, 2021.



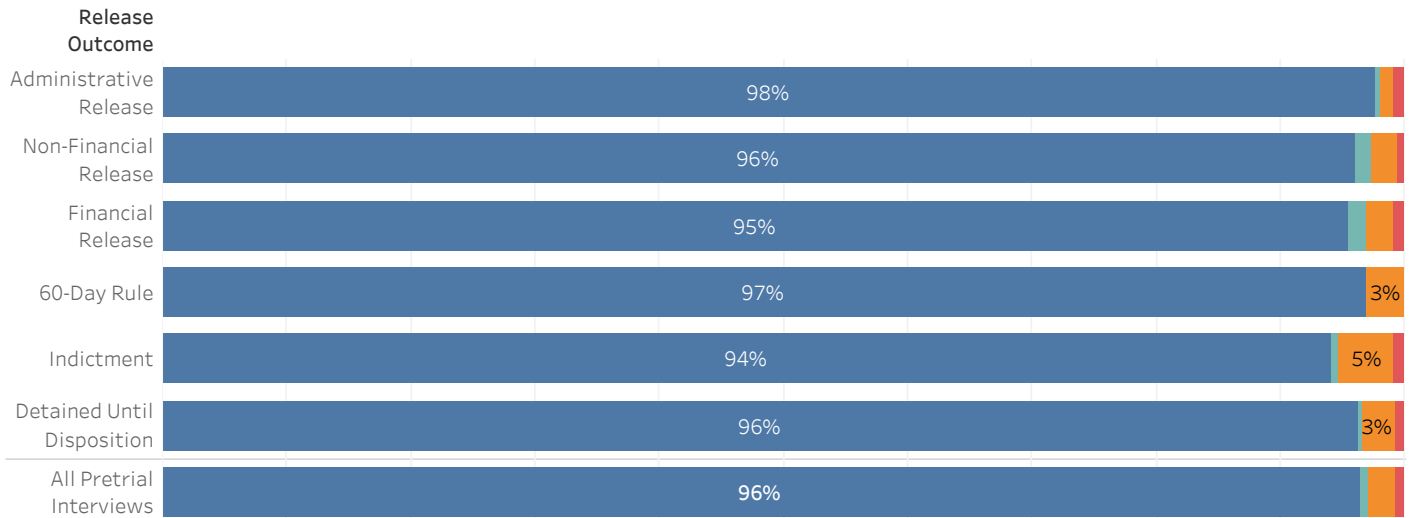
ADMINISTRATIVE OFFICE OF THE COURTS
Research and Statistics

19_PINS8020

District Court Pretrial Interviews with Custody Ending
CY2017-2021 KNOX COUNTY

White Black Hispanic Other/Unknown

Defendant Race Proportions by Release Outcome



Kentucky State Population*



Kentucky State Population*

White	Black	Hispanic	Other/Unknown	Total
3,112,654	297,705	118,427	112,664	3,641,450

Defendant Race Proportions by Release Outcome

		White	Black	Hispanic	Other / Unknown	Grand Total
Administrative Release	Interviews	2,224	27	18	8	2,277
	% of Interviews	98%	1%	1%	0%	100%
Non-Financial Release	Interviews	1,613	35	10	21	1,679
	% of Interviews	96%	2%	1%	1%	100%
Financial Release	Interviews	1,845	43	17	28	1,933
	% of Interviews	95%	2%	1%	1%	100%
60-Day Rule	Interviews	163	5			168
	% of Interviews	97%	3%			100%
Indictment	Interviews	226	11	2	1	240
	% of Interviews	94%	5%	1%	0%	100%
Detained Until Disposition	Interviews	3,026	83	24	11	3,144
	% of Interviews	96%	3%	1%	0%	100%
All Pretrial Interviews	Interviews	9,097	204	71	69	9,441
	% of Interviews	96%	2%	1%	1%	100%

* Data is provided from the Pretrial Information Management System

* Counts and percentages are of pretrial interviews.

* A single individual may have one or more pretrial interviews during the reported timeframe.

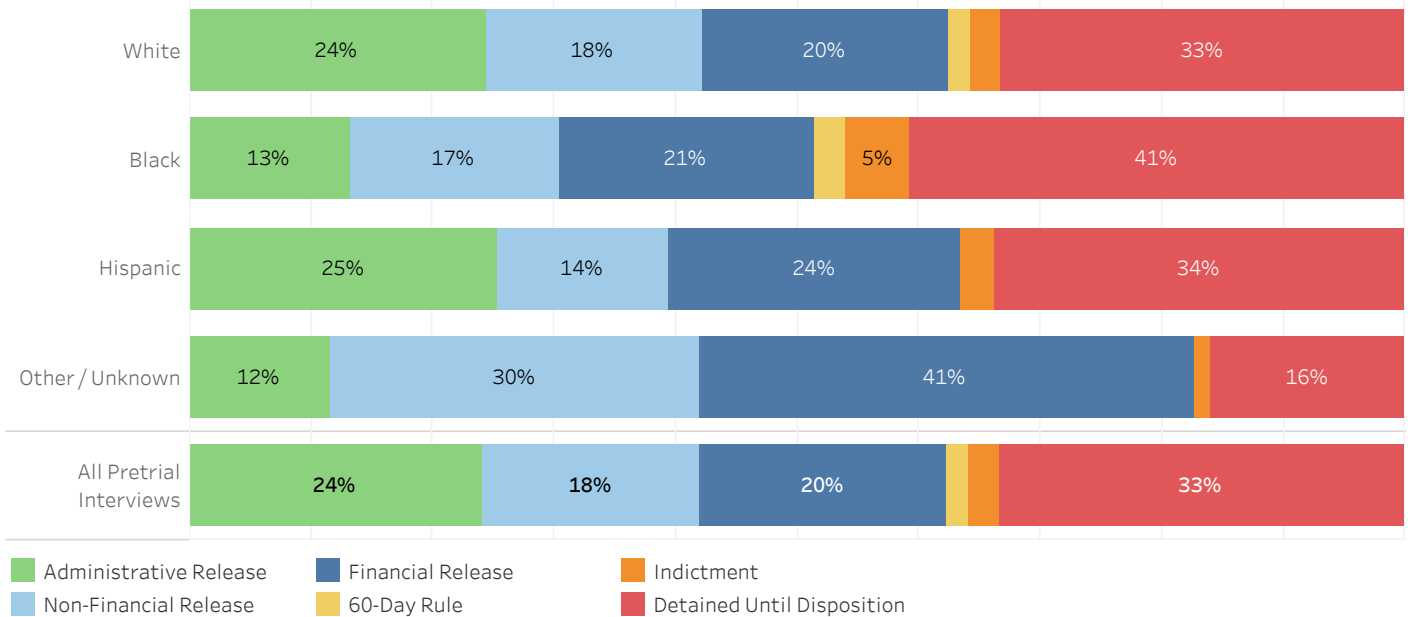
* 2019 Single-Race Population Estimates for Ages 15 and Older Only on CDC WONDER Online Database. Retrieved from <https://wonder.cdc.gov/wonder/help/single-race.html#Source> on November 3, 2021.



ADMINISTRATIVE OFFICE OF THE COURTS
Research and Statistics

District Court Pretrial Interviews with Custody Ending
CY2017-2021 KNOX COUNTY

Release Outcome Proportions by Defendant Race



Release Outcome Proportions by Defendant Race

		Administrative Release	Non-Financial Release	Financial Release	60-Day Rule	Indictment	Detained Until Disposition	All Pretrial Interviews
White	Interviews	2,224	1,613	1,845	163	226	3,026	9,097
	% of Interviews	24%	18%	20%	2%	2%	33%	100%
Black	Interviews	27	35	43	5	11	83	204
	% of Interviews	13%	17%	21%	2%	5%	41%	100%
Hispanic	Interviews	18	10	17		2	24	71
	% of Interviews	25%	14%	24%		3%	34%	100%
Other/ Unknown	Interviews	8	21	28		1	11	69
	% of Interviews	12%	30%	41%		1%	16%	100%
All Pretrial Interviews	Interviews	2,277	1,679	1,933	168	240	3,144	9,441
	% of Interviews	24%	18%	20%	2%	3%	33%	100%

* Data is provided from the Pretrial Information Management System

* Counts and percentages are of pretrial interviews.

* A single individual may have one or more pretrial interviews during the reported timeframe.

* 2019 Single-Race Population Estimates for Ages 15 and Older Only on CDC WONDER Online Database. Retrieved from <https://wonder.cdc.gov/wonder/help/single-race.html#Source> on November 3, 2021.



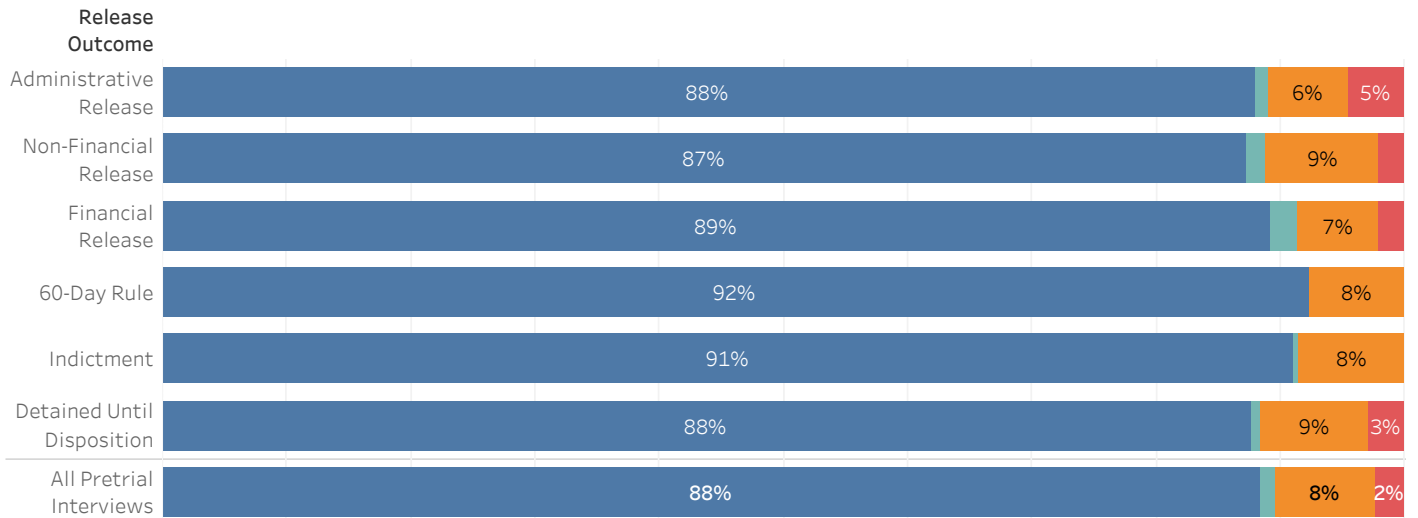
ADMINISTRATIVE OFFICE OF THE COURTS
Research and Statistics

19_PINS8020

District Court Pretrial Interviews with Custody Ending
CY2017-2021 LARUE COUNTY

White Black Hispanic Other/Unknown

Defendant Race Proportions by Release Outcome



Kentucky State Population*



Kentucky State Population*

White	Black	Hispanic	Other/Unknown	Total
3,112,654	297,705	118,427	112,664	3,641,450

Defendant Race Proportions by Release Outcome

		White	Black	Hispanic	Other / Unknown	Grand Total
Administrative Release	Interviews	329	24	17	4	374
	% of Interviews	88%	6%	5%	1%	100%
Non-Financial Release	Interviews	605	64	14	10	693
	% of Interviews	87%	9%	2%	1%	100%
Financial Release	Interviews	382	28	9	9	428
	% of Interviews	89%	7%	2%	2%	100%
60-Day Rule	Interviews	12	1			13
	% of Interviews	92%	8%			100%
Indictment	Interviews	193	18		1	212
	% of Interviews	91%	8%		0%	100%
Detained Until Disposition	Interviews	278	28	9	2	317
	% of Interviews	88%	9%	3%	1%	100%
All Pretrial Interviews	Interviews	1,799	163	49	26	2,037
	% of Interviews	88%	8%	2%	1%	100%

* Data is provided from the Pretrial Information Management System

* Counts and percentages are of pretrial interviews.

* A single individual may have one or more pretrial interviews during the reported timeframe.

* 2019 Single-Race Population Estimates for Ages 15 and Older Only on CDC WONDER Online Database. Retrieved from <https://wonder.cdc.gov/wonder/help/single-race.html#Source> on November 3, 2021.

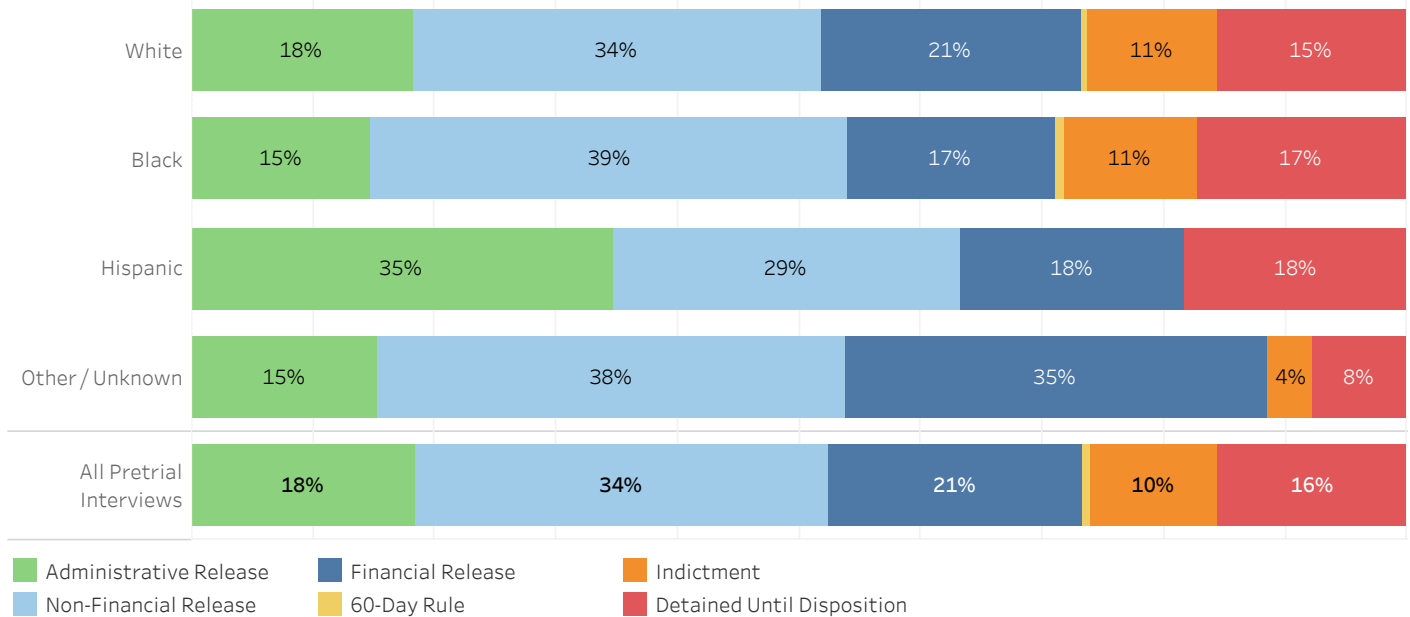


ADMINISTRATIVE OFFICE OF THE COURTS
Research and Statistics

19_PINS8020

District Court Pretrial Interviews with Custody Ending
CY2017-2021 LARUE COUNTY

Release Outcome Proportions by Defendant Race



Release Outcome Proportions by Defendant Race

		Administrative Release	Non-Financial Release	Financial Release	60-Day Rule	Indictment	Detained Until Disposition	All Pretrial Interviews
White	Interviews	329	605	382	12	193	278	1,799
	% of Interviews	18%	34%	21%	1%	11%	15%	100%
Black	Interviews	24	64	28	1	18	28	163
	% of Interviews	15%	39%	17%	1%	11%	17%	100%
Hispanic	Interviews	17	14	9	0	0	9	49
	% of Interviews	35%	29%	18%	0%	0%	18%	100%
Other/ Unknown	Interviews	4	10	9	0	1	2	26
	% of Interviews	15%	38%	35%	0%	4%	8%	100%
All Pretrial Interviews	Interviews	374	693	428	13	212	317	2,037
	% of Interviews	18%	34%	21%	1%	10%	16%	100%

* Data is provided from the Pretrial Information Management System

* Counts and percentages are of pretrial interviews.

* A single individual may have one or more pretrial interviews during the reported timeframe.

* 2019 Single-Race Population Estimates for Ages 15 and Older Only on CDC WONDER Online Database. Retrieved from <https://wonder.cdc.gov/wonder/help/single-race.html#Source> on November 3, 2021.



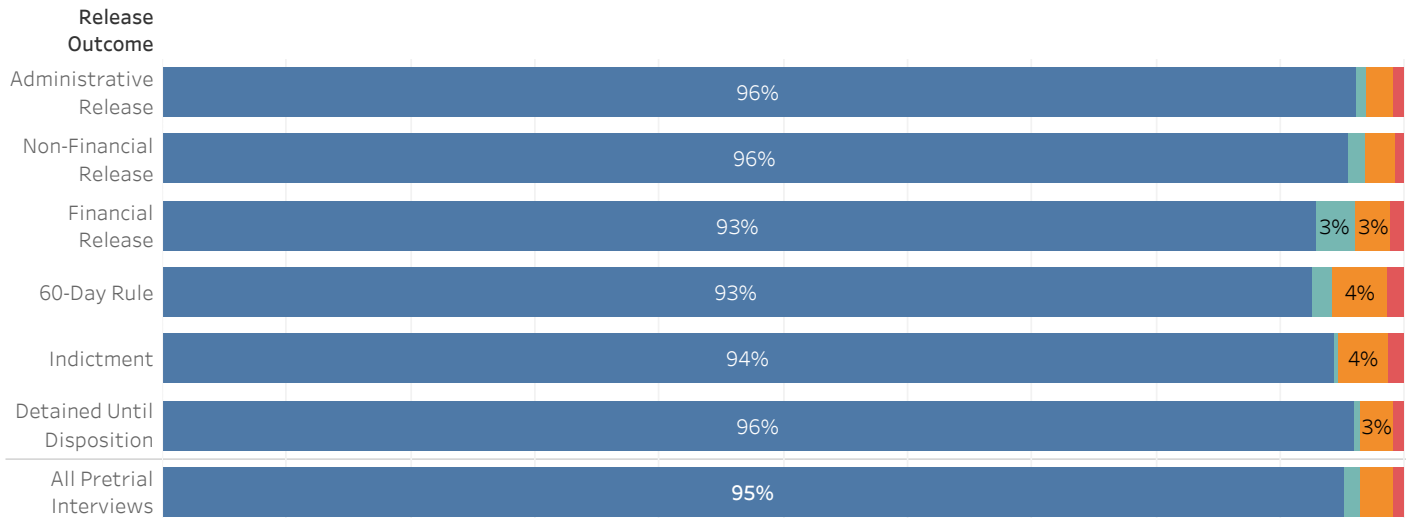
ADMINISTRATIVE OFFICE OF THE COURTS
Research and Statistics

19_PINS8020

District Court Pretrial Interviews with Custody Ending
CY2017-2021 LAUREL COUNTY

White Black Hispanic Other/Unknown

Defendant Race Proportions by Release Outcome



Kentucky State Population*



Kentucky State Population*

White	Black	Hispanic	Other/Unknown	Total
3,112,654	297,705	118,427	112,664	3,641,450

Defendant Race Proportions by Release Outcome

		White	Black	Hispanic	Other / Unknown	Grand Total
Administrative Release	Interviews	3,297	79	27	24	3,427
	% of Interviews	96%	2%	1%	1%	100%
Non-Financial Release	Interviews	1,615	40	13	23	1,691
	% of Interviews	96%	2%	1%	1%	100%
Financial Release	Interviews	3,110	99	36	102	3,347
	% of Interviews	93%	3%	1%	3%	100%
60-Day Rule	Interviews	276	13	4	5	298
	% of Interviews	93%	4%	1%	2%	100%
Indictment	Interviews	436	19	6	1	462
	% of Interviews	94%	4%	1%	0%	100%
Detained Until Disposition	Interviews	5,438	154	48	25	5,665
	% of Interviews	96%	3%	1%	0%	100%
All Pretrial Interviews	Interviews	14,172	404	134	180	14,890
	% of Interviews	95%	3%	1%	1%	100%

* Data is provided from the Pretrial Information Management System

* Counts and percentages are of pretrial interviews.

* A single individual may have one or more pretrial interviews during the reported timeframe.

* 2019 Single-Race Population Estimates for Ages 15 and Older Only on CDC WONDER Online Database. Retrieved from <https://wonder.cdc.gov/wonder/help/single-race.html#Source> on November 3, 2021.

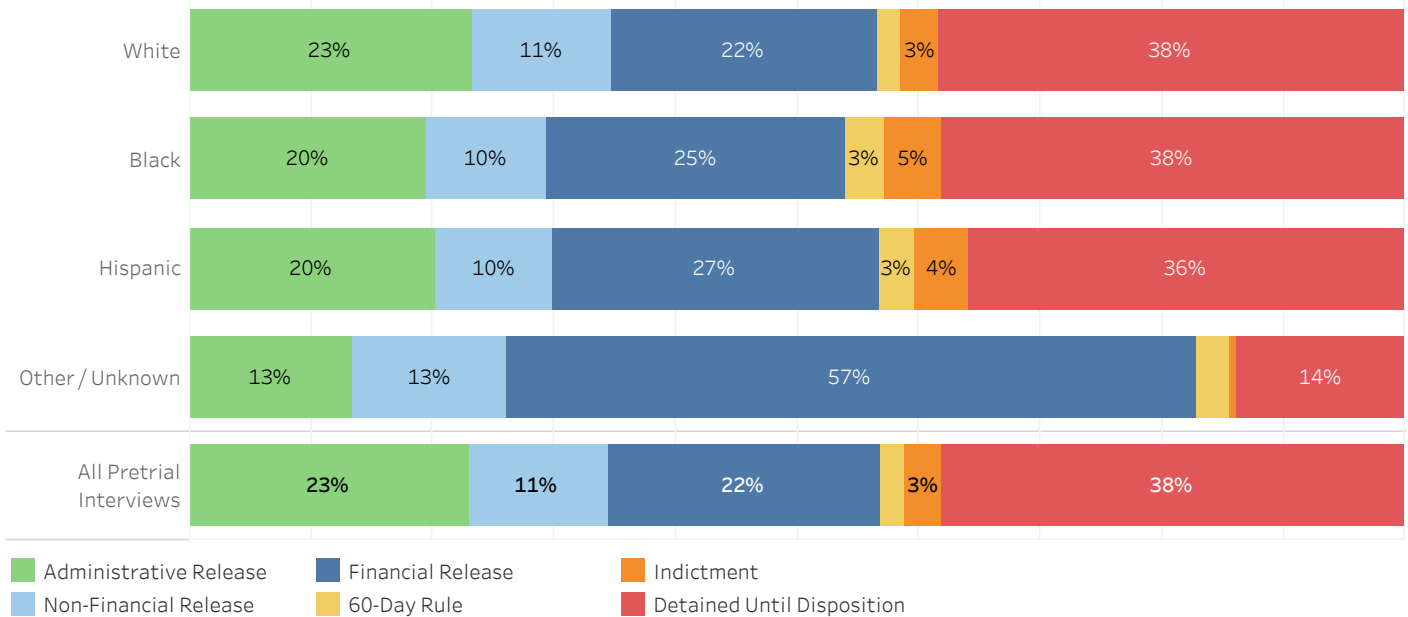


ADMINISTRATIVE OFFICE OF THE COURTS
Research and Statistics

19_PINS8020

District Court Pretrial Interviews with Custody Ending
CY2017-2021 LAUREL COUNTY

Release Outcome Proportions by Defendant Race



Release Outcome Proportions by Defendant Race

		Administrative Release	Non-Financial Release	Financial Release	60-Day Rule	Indictment	Detained Until Disposition	All Pretrial Interviews
White	Interviews	3,297	1,615	3,110	276	436	5,438	14,172
	% of Interviews	23%	11%	22%	2%	3%	38%	100%
Black	Interviews	79	40	99	13	19	154	404
	% of Interviews	20%	10%	25%	3%	5%	38%	100%
Hispanic	Interviews	27	13	36	4	6	48	134
	% of Interviews	20%	10%	27%	3%	4%	36%	100%
Other/ Unknown	Interviews	24	23	102	5	1	25	180
	% of Interviews	13%	13%	57%	3%	1%	14%	100%
All Pretrial Interviews	Interviews	3,427	1,691	3,347	298	462	5,665	14,890
	% of Interviews	23%	11%	22%	2%	3%	38%	100%

* Data is provided from the Pretrial Information Management System

* Counts and percentages are of pretrial interviews.

* A single individual may have one or more pretrial interviews during the reported timeframe.

* 2019 Single-Race Population Estimates for Ages 15 and Older Only on CDC WONDER Online Database. Retrieved from <https://wonder.cdc.gov/wonder/help/single-race.html#Source> on November 3, 2021.



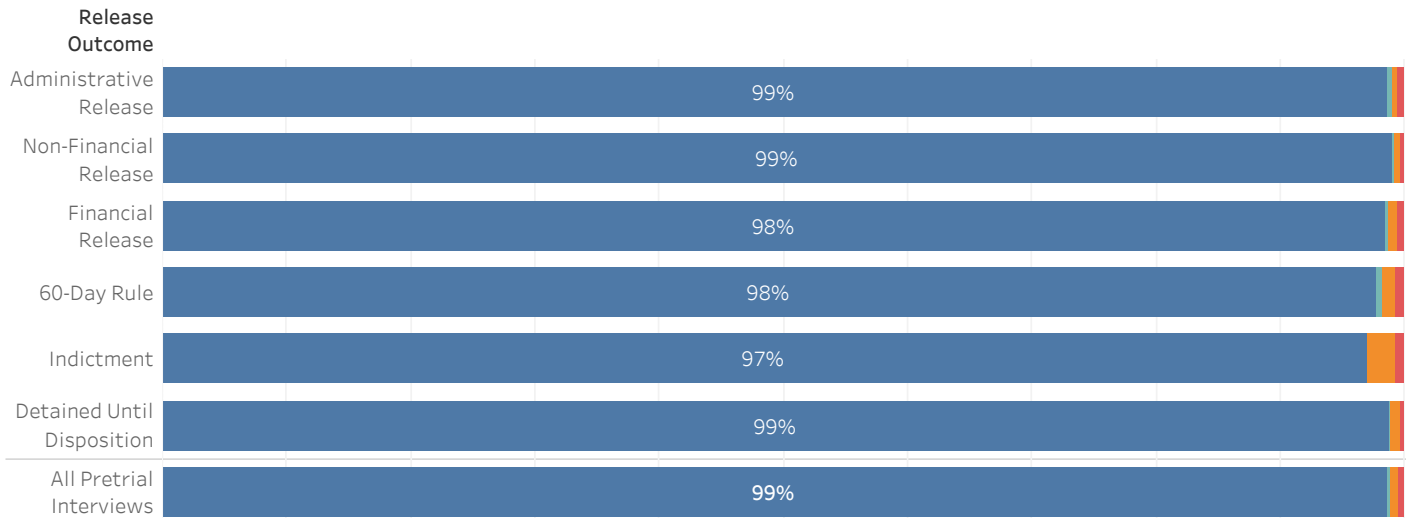
ADMINISTRATIVE OFFICE OF THE COURTS
Research and Statistics

19_PINS8020

District Court Pretrial Interviews with Custody Ending
CY2017-2021 LEE COUNTY

White Black Hispanic Other/Unknown

Defendant Race Proportions by Release Outcome



Kentucky State Population*



Kentucky State Population*

White	Black	Hispanic	Other/Unknown	Total
3,112,654	297,705	118,427	112,664	3,641,450

Defendant Race Proportions by Release Outcome

		White	Black	Hispanic	Other / Unknown	Grand Total
Administrative Release	Interviews	2,245	9	14	9	2,277
	% of Interviews	99%	0%	1%	0%	100%
Non-Financial Release	Interviews	2,896	15	10	6	2,927
	% of Interviews	99%	1%	0%	0%	100%
Financial Release	Interviews	2,552	16	15	8	2,591
	% of Interviews	98%	1%	1%	0%	100%
60-Day Rule	Interviews	270	3	2	1	276
	% of Interviews	98%	1%	1%	0%	100%
Indictment	Interviews	287	7	2		296
	% of Interviews	97%	2%	1%		100%
Detained Until Disposition	Interviews	2,568	22	7	4	2,601
	% of Interviews	99%	1%	0%	0%	100%
All Pretrial Interviews	Interviews	10,818	72	50	28	10,968
	% of Interviews	99%	1%	0%	0%	100%

* Data is provided from the Pretrial Information Management System

* Counts and percentages are of pretrial interviews.

* A single individual may have one or more pretrial interviews during the reported timeframe.

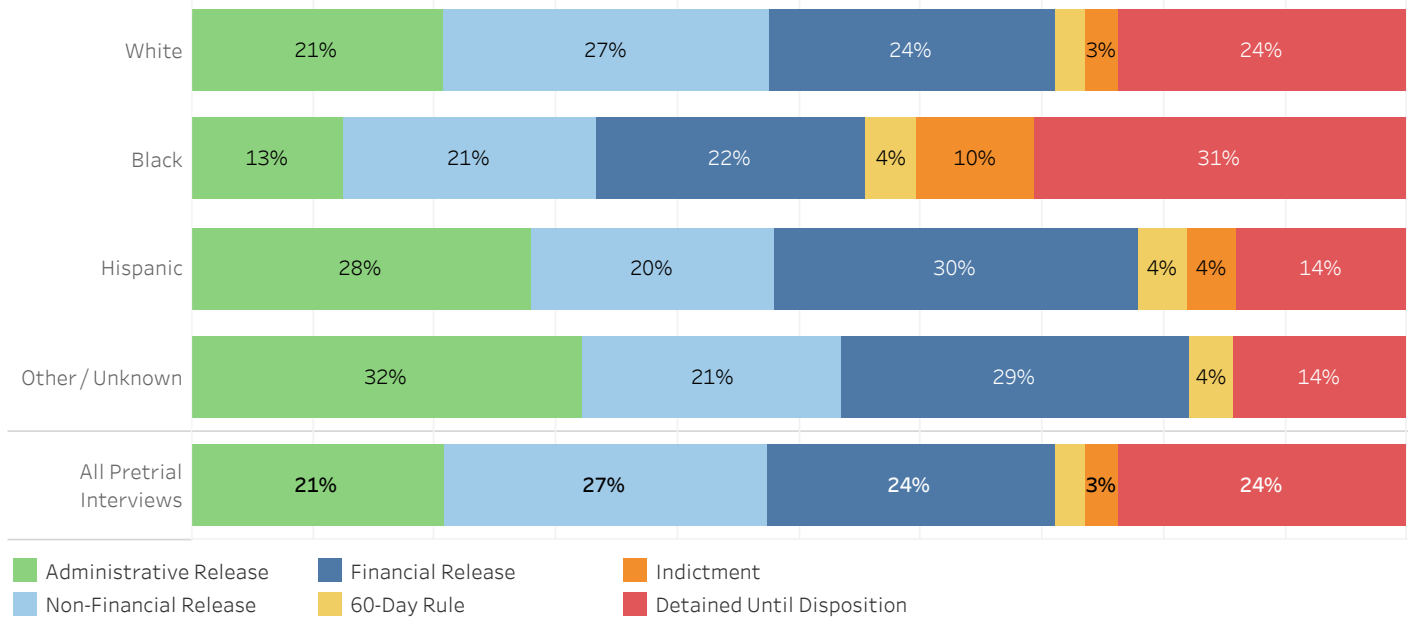
* 2019 Single-Race Population Estimates for Ages 15 and Older Only on CDC WONDER Online Database. Retrieved from <https://wonder.cdc.gov/wonder/help/single-race.html#Source> on November 3, 2021.



ADMINISTRATIVE OFFICE OF THE COURTS
Research and Statistics

District Court Pretrial Interviews with Custody Ending
CY2017-2021 LEE COUNTY

Release Outcome Proportions by Defendant Race



Release Outcome Proportions by Defendant Race

		Administrative Release	Non-Financial Release	Financial Release	60-Day Rule	Indictment	Detained Until Disposition	All Pretrial Interviews
White	Interviews	2,245	2,896	2,552	270	287	2,568	10,818
	% of Interviews	21%	27%	24%	2%	3%	24%	100%
Black	Interviews	9	15	16	3	7	22	72
	% of Interviews	13%	21%	22%	4%	10%	31%	100%
Hispanic	Interviews	14	10	15	2	2	7	50
	% of Interviews	28%	20%	30%	4%	4%	14%	100%
Other/ Unknown	Interviews	9	6	8	1	0	4	28
	% of Interviews	32%	21%	29%	4%	0%	14%	100%
All Pretrial Interviews	Interviews	2,277	2,927	2,591	276	296	2,601	10,968
	% of Interviews	21%	27%	24%	3%	3%	24%	100%

* Data is provided from the Pretrial Information Management System

* Counts and percentages are of pretrial interviews.

* A single individual may have one or more pretrial interviews during the reported timeframe.

* 2019 Single-Race Population Estimates for Ages 15 and Older Only on CDC WONDER Online Database. Retrieved from <https://wonder.cdc.gov/wonder/help/single-race.html#Source> on November 3, 2021.



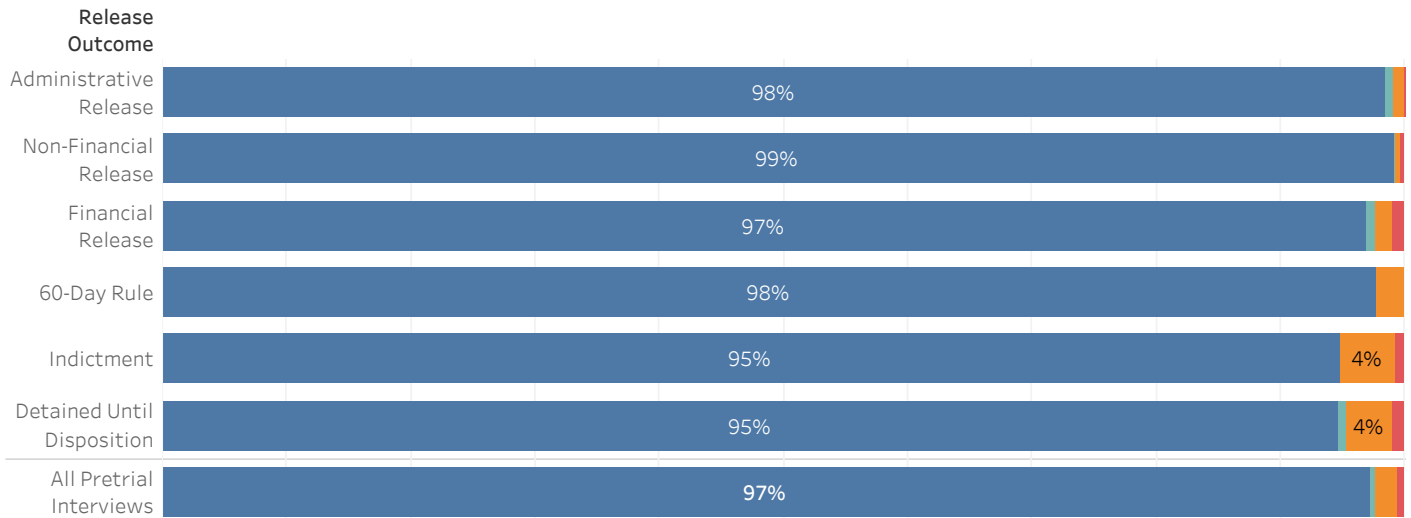
ADMINISTRATIVE OFFICE OF THE COURTS
Research and Statistics

19_PINS8020

District Court Pretrial Interviews with Custody Ending
CY2017-2021 LESLIE COUNTY

White Black Hispanic Other/Unknown

Defendant Race Proportions by Release Outcome



Kentucky State Population*



Kentucky State Population*

White	Black	Hispanic	Other/Unknown	Total
3,112,654	297,705	118,427	112,664	3,641,450

Defendant Race Proportions by Release Outcome

		White	Black	Hispanic	Other / Unknown	Grand Total
Administrative Release	Interviews	961	8	1	6	976
	% of Interviews	98%	1%	0%	1%	100%
Non-Financial Release	Interviews	1,348	6	4	1	1,359
	% of Interviews	99%	0%	0%	0%	100%
Financial Release	Interviews	759	10	8	6	783
	% of Interviews	97%	1%	1%	1%	100%
60-Day Rule	Interviews	134	3			137
	% of Interviews	98%	2%			100%
Indictment	Interviews	255	12	2		269
	% of Interviews	95%	4%	1%		100%
Detained Until Disposition	Interviews	1,169	46	12	9	1,236
	% of Interviews	95%	4%	1%	1%	100%
All Pretrial Interviews	Interviews	4,626	85	27	22	4,760
	% of Interviews	97%	2%	1%	0%	100%

* Data is provided from the Pretrial Information Management System

* Counts and percentages are of pretrial interviews.

* A single individual may have one or more pretrial interviews during the reported timeframe.

* 2019 Single-Race Population Estimates for Ages 15 and Older Only on CDC WONDER Online Database. Retrieved from <https://wonder.cdc.gov/wonder/help/single-race.html#Source> on November 3, 2021.

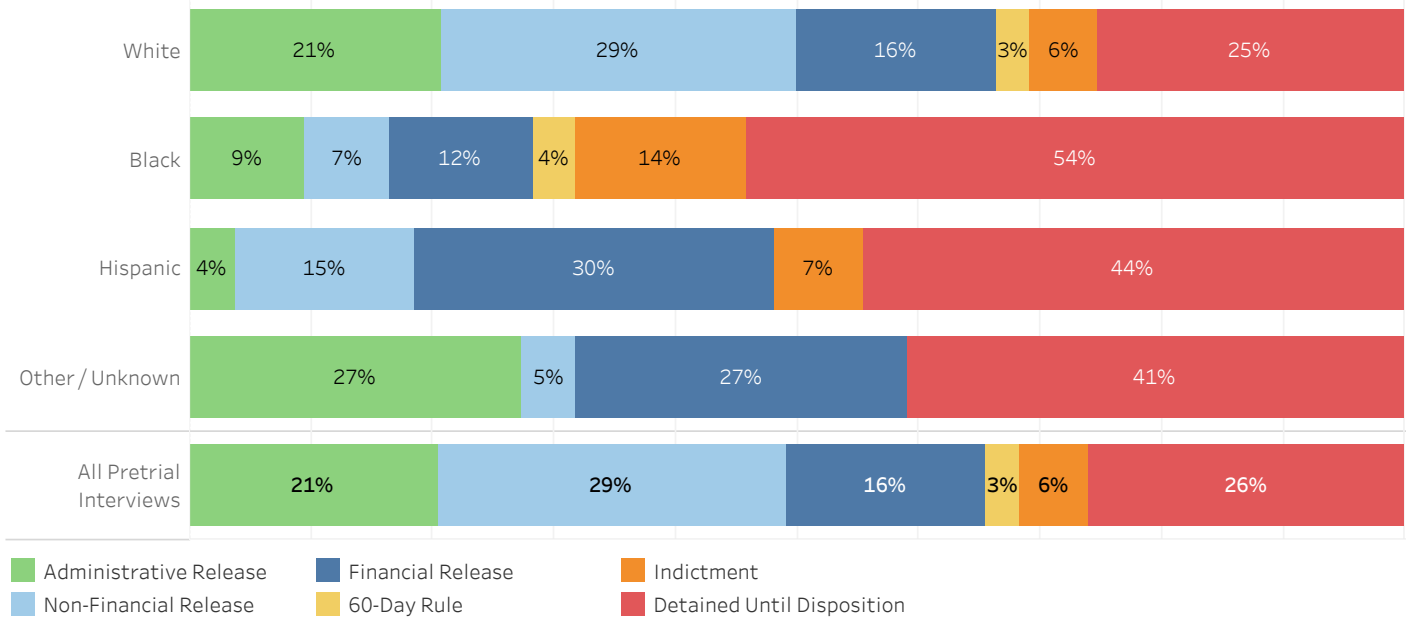


ADMINISTRATIVE OFFICE OF THE COURTS
Research and Statistics

19_PINS8020

District Court Pretrial Interviews with Custody Ending
CY2017-2021 LESLIE COUNTY

Release Outcome Proportions by Defendant Race



Release Outcome Proportions by Defendant Race

		Administrative Release	Non-Financial Release	Financial Release	60-Day Rule	Indictment	Detained Until Disposition	All Pretrial Interviews
White	Interviews	961	1,348	759	134	255	1,169	4,626
	% of Interviews	21%	29%	16%	3%	6%	25%	100%
Black	Interviews	8	6	10	3	12	46	85
	% of Interviews	9%	7%	12%	4%	14%	54%	100%
Hispanic	Interviews	1	4	8		2	12	27
	% of Interviews	4%	15%	30%		7%	44%	100%
Other/Unknown	Interviews	6	1	6			9	22
	% of Interviews	27%	5%	27%			41%	100%
All Pretrial Interviews	Interviews	976	1,359	783	137	269	1,236	4,760
	% of Interviews	21%	29%	16%	3%	6%	26%	100%

* Data is provided from the Pretrial Information Management System

* Counts and percentages are of pretrial interviews.

* A single individual may have one or more pretrial interviews during the reported timeframe.

* 2019 Single-Race Population Estimates for Ages 15 and Older Only on CDC WONDER Online Database. Retrieved from <https://wonder.cdc.gov/wonder/help/single-race.html#Source> on November 3, 2021.



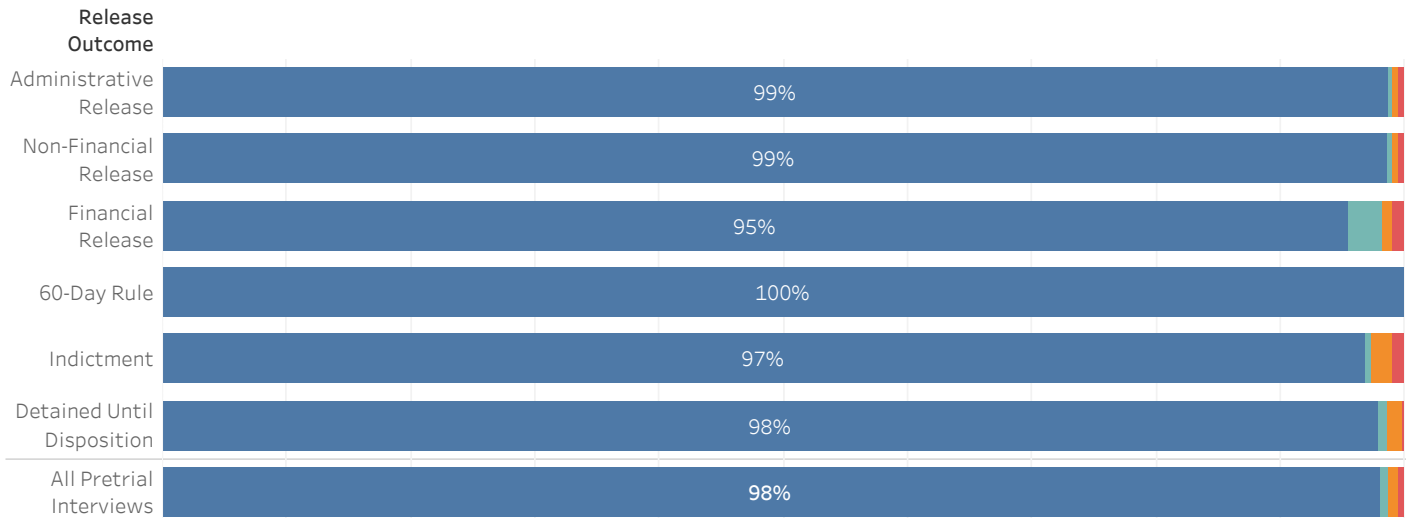
ADMINISTRATIVE OFFICE OF THE COURTS
Research and Statistics

19_PINS8020

District Court Pretrial Interviews with Custody Ending
CY2017-2021 LETCHER COUNTY

White Black Hispanic Other/Unknown

Defendant Race Proportions by Release Outcome



Kentucky State Population*



Kentucky State Population*

White	Black	Hispanic	Other/Unknown	Total
3,112,654	297,705	118,427	112,664	3,641,450

Defendant Race Proportions by Release Outcome

		White	Black	Hispanic	Other / Unknown	Grand Total
Administrative Release	Interviews	781	4	4	2	791
	% of Interviews	99%	1%	1%	0%	100%
Non-Financial Release	Interviews	1,599	10	7	6	1,622
	% of Interviews	99%	1%	0%	0%	100%
Financial Release	Interviews	459	4	5	13	481
	% of Interviews	95%	1%	1%	3%	100%
60-Day Rule	Interviews	3				3
	% of Interviews	100%				100%
Indictment	Interviews	183	3	2	1	189
	% of Interviews	97%	2%	1%	1%	100%
Detained Until Disposition	Interviews	837	11	1	6	855
	% of Interviews	98%	1%	0%	1%	100%
All Pretrial Interviews	Interviews	3,862	32	19	28	3,941
	% of Interviews	98%	1%	0%	1%	100%

* Data is provided from the Pretrial Information Management System

* Counts and percentages are of pretrial interviews.

* A single individual may have one or more pretrial interviews during the reported timeframe.

* 2019 Single-Race Population Estimates for Ages 15 and Older Only on CDC WONDER Online Database. Retrieved from <https://wonder.cdc.gov/wonder/help/single-race.html#Source> on November 3, 2021.

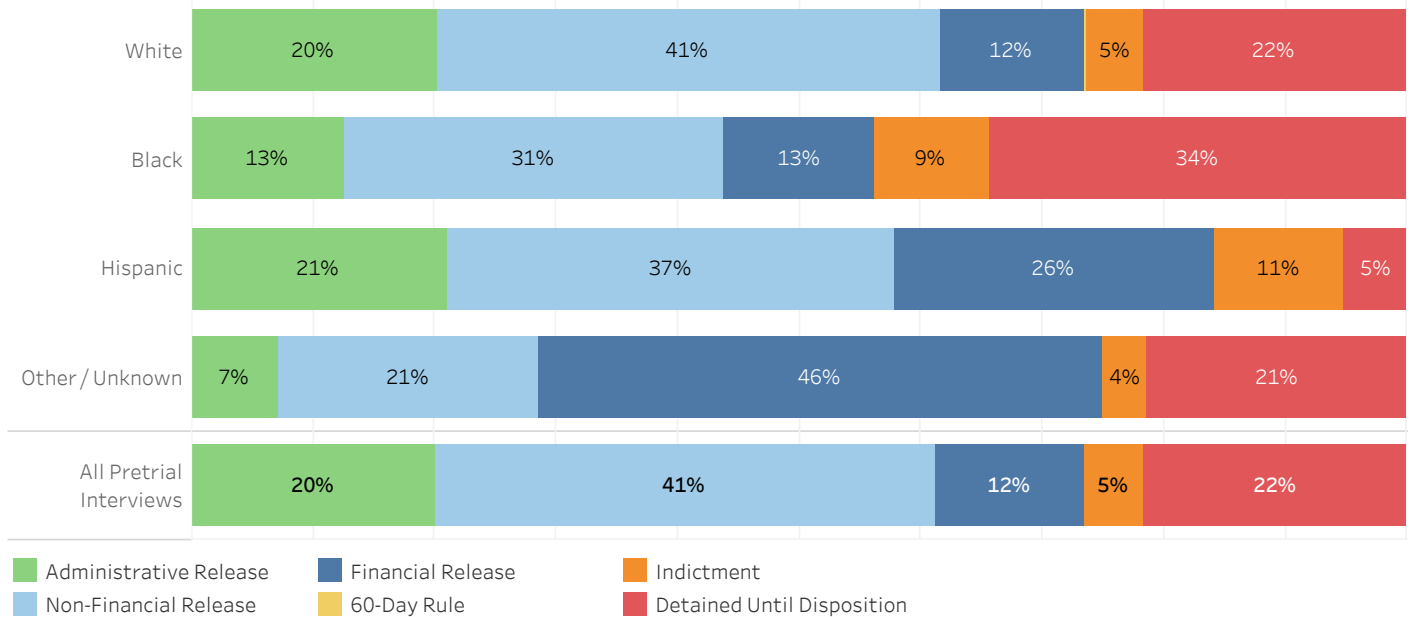


ADMINISTRATIVE OFFICE OF THE COURTS
Research and Statistics

19_PINS8020

District Court Pretrial Interviews with Custody Ending
CY2017-2021 LETCHER COUNTY

Release Outcome Proportions by Defendant Race



Release Outcome Proportions by Defendant Race

		Administrative Release	Non-Financial Release	Financial Release	60-Day Rule	Indictment	Detained Until Disposition	All Pretrial Interviews
White	Interviews	781	1,599	459	3	183	837	3,862
	% of Interviews	20%	41%	12%	0%	5%	22%	100%
Black	Interviews	4	10	4	0	3	11	32
	% of Interviews	13%	31%	13%	0%	9%	34%	100%
Hispanic	Interviews	4	7	5	0	2	1	19
	% of Interviews	21%	37%	26%	0%	11%	5%	100%
Other/ Unknown	Interviews	2	6	13	0	1	6	28
	% of Interviews	7%	21%	46%	0%	4%	21%	100%
All Pretrial Interviews	Interviews	791	1,622	481	3	189	855	3,941
	% of Interviews	20%	41%	12%	0%	5%	22%	100%

* Data is provided from the Pretrial Information Management System

* Counts and percentages are of pretrial interviews.

* A single individual may have one or more pretrial interviews during the reported timeframe.

* 2019 Single-Race Population Estimates for Ages 15 and Older Only on CDC WONDER Online Database. Retrieved from <https://wonder.cdc.gov/wonder/help/single-race.html#Source> on November 3, 2021.



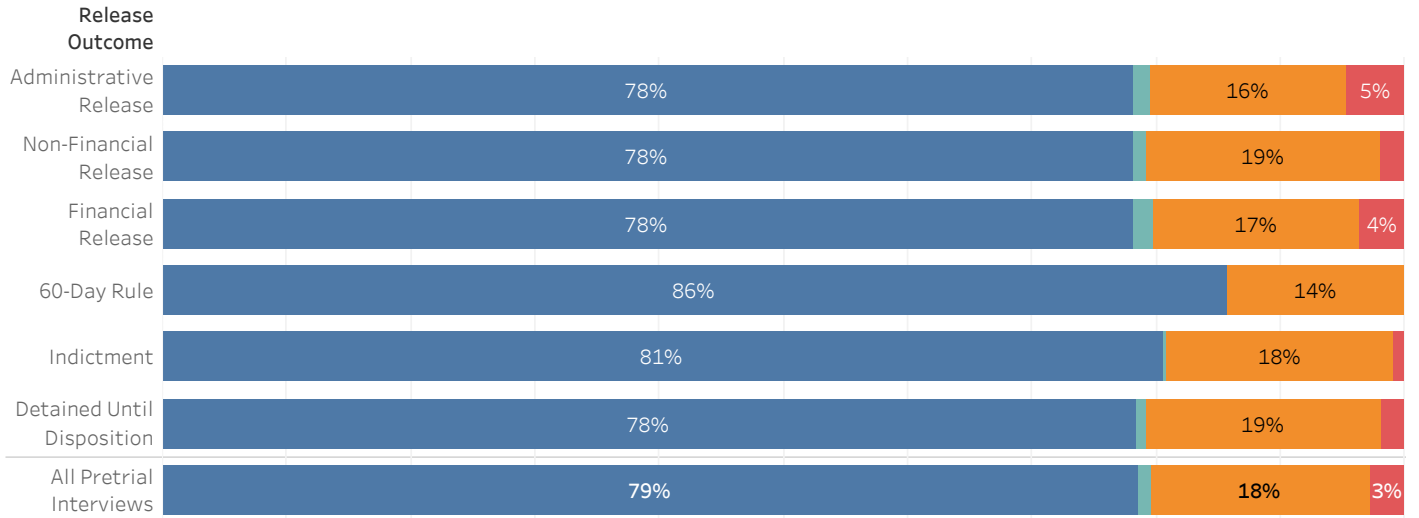
ADMINISTRATIVE OFFICE OF THE COURTS
Research and Statistics

19_PINS8020

District Court Pretrial Interviews with Custody Ending
CY2017-2021 LOGAN COUNTY

White Black Hispanic Other/Unknown

Defendant Race Proportions by Release Outcome



Kentucky State Population*



Kentucky State Population*

White	Black	Hispanic	Other/Unknown	Total
3,112,654	297,705	118,427	112,664	3,641,450

Defendant Race Proportions by Release Outcome

		White	Black	Hispanic	Other / Unknown	Grand Total
Administrative Release	Interviews	822	166	49	15	1,052
	% of Interviews	78%	16%	5%	1%	100%
Non-Financial Release	Interviews	658	159	16	9	842
	% of Interviews	78%	19%	2%	1%	100%
Financial Release	Interviews	829	176	38	17	1,060
	% of Interviews	78%	17%	4%	2%	100%
60-Day Rule	Interviews	6	1			7
	% of Interviews	86%	14%			100%
Indictment	Interviews	408	93	4	1	506
	% of Interviews	81%	18%	1%	0%	100%
Detained Until Disposition	Interviews	979	237	22	10	1,248
	% of Interviews	78%	19%	2%	1%	100%
All Pretrial Interviews	Interviews	3,702	832	129	52	4,715
	% of Interviews	79%	18%	3%	1%	100%

* Data is provided from the Pretrial Information Management System

* Counts and percentages are of pretrial interviews.

* A single individual may have one or more pretrial interviews during the reported timeframe.

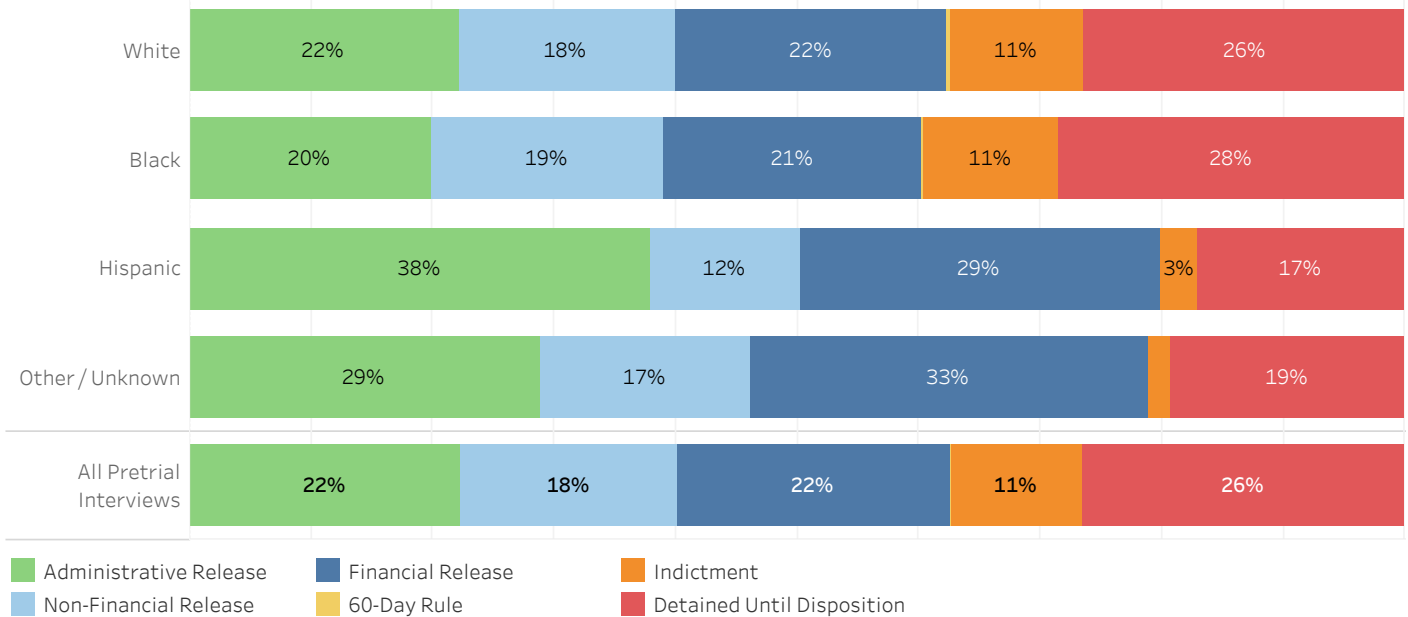
* 2019 Single-Race Population Estimates for Ages 15 and Older Only on CDC WONDER Online Database. Retrieved from <https://wonder.cdc.gov/wonder/help/single-race.html#Source> on November 3, 2021.



ADMINISTRATIVE OFFICE OF THE COURTS
Research and Statistics

District Court Pretrial Interviews with Custody Ending
CY2017-2021 LOGAN COUNTY

Release Outcome Proportions by Defendant Race



Release Outcome Proportions by Defendant Race

		Administrative Release	Non-Financial Release	Financial Release	60-Day Rule	Indictment	Detained Until Disposition	All Pretrial Interviews
White	Interviews	822	658	829	6	408	979	3,702
	% of Interviews	22%	18%	22%	0%	11%	26%	100%
Black	Interviews	166	159	176	1	93	237	832
	% of Interviews	20%	19%	21%	0%	11%	28%	100%
Hispanic	Interviews	49	16	38	0	4	22	129
	% of Interviews	38%	12%	29%	0%	3%	17%	100%
Other/ Unknown	Interviews	15	9	17	0	1	10	52
	% of Interviews	29%	17%	33%	0%	2%	19%	100%
All Pretrial Interviews	Interviews	1,052	842	1,060	7	506	1,248	4,715
	% of Interviews	22%	18%	22%	0%	11%	26%	100%

* Data is provided from the Pretrial Information Management System

* Counts and percentages are of pretrial interviews.

* A single individual may have one or more pretrial interviews during the reported timeframe.

* 2019 Single-Race Population Estimates for Ages 15 and Older Only on CDC WONDER Online Database. Retrieved from <https://wonder.cdc.gov/wonder/help/single-race.html#Source> on November 3, 2021.

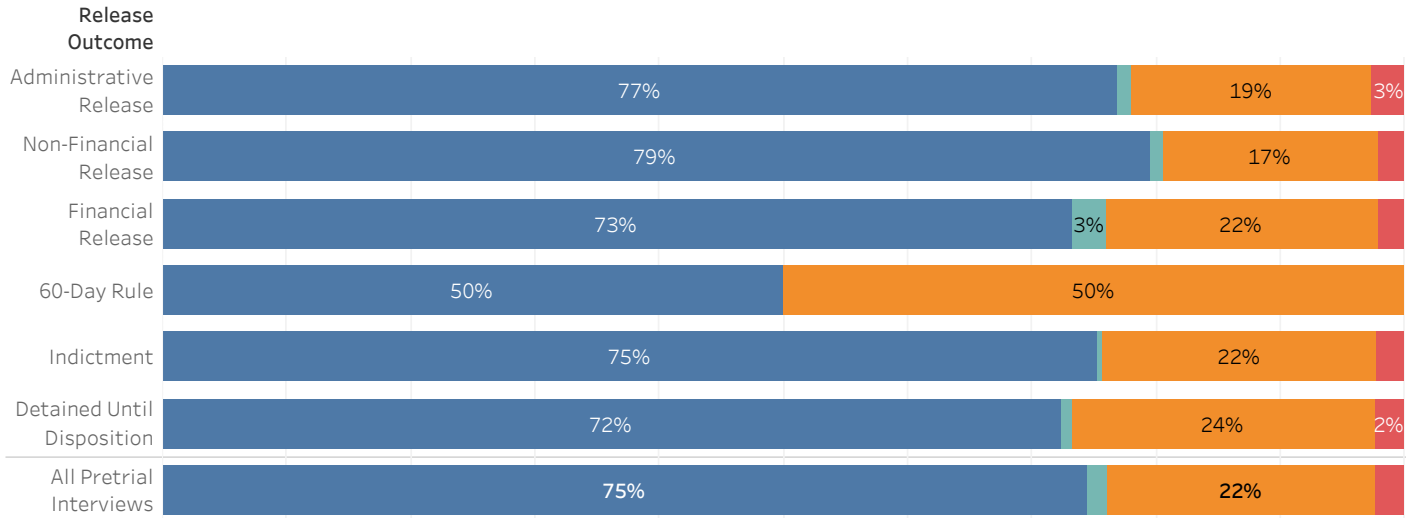


ADMINISTRATIVE OFFICE OF THE COURTS
Research and Statistics

District Court Pretrial Interviews with Custody Ending
CY2017-2021 MCCracken County

White Black Hispanic Other/Unknown

Defendant Race Proportions by Release Outcome



Kentucky State Population*



Kentucky State Population*

White	Black	Hispanic	Other/Unknown	Total
3,112,654	297,705	118,427	112,664	3,641,450

Defendant Race Proportions by Release Outcome

Release Outcome	Interviews	White	Black	Hispanic	Other / Unknown	Grand Total
Administrative Release	Interviews	1,867	470	65	26	2,428
	% of Interviews	77%	19%	3%	1%	100%
Non-Financial Release	Interviews	756	165	20	10	951
	% of Interviews	79%	17%	2%	1%	100%
Financial Release	Interviews	3,531	1,055	102	135	4,823
	% of Interviews	73%	22%	2%	3%	100%
60-Day Rule	Interviews	2	2	0	0	4
	% of Interviews	50%	50%	0%	0%	100%
Indictment	Interviews	1,076	316	31	6	1,429
	% of Interviews	75%	22%	2%	0%	100%
Detained Until Disposition	Interviews	1,817	611	60	22	2,510
	% of Interviews	72%	24%	2%	1%	100%
All Pretrial Interviews	Interviews	9,049	2,619	278	199	12,145
	% of Interviews	75%	22%	2%	2%	100%

* Data is provided from the Pretrial Information Management System

* Counts and percentages are of pretrial interviews.

* A single individual may have one or more pretrial interviews during the reported timeframe.

* 2019 Single-Race Population Estimates for Ages 15 and Older Only on CDC WONDER Online Database. Retrieved from <https://wonder.cdc.gov/wonder/help/single-race.html#Source> on November 3, 2021.

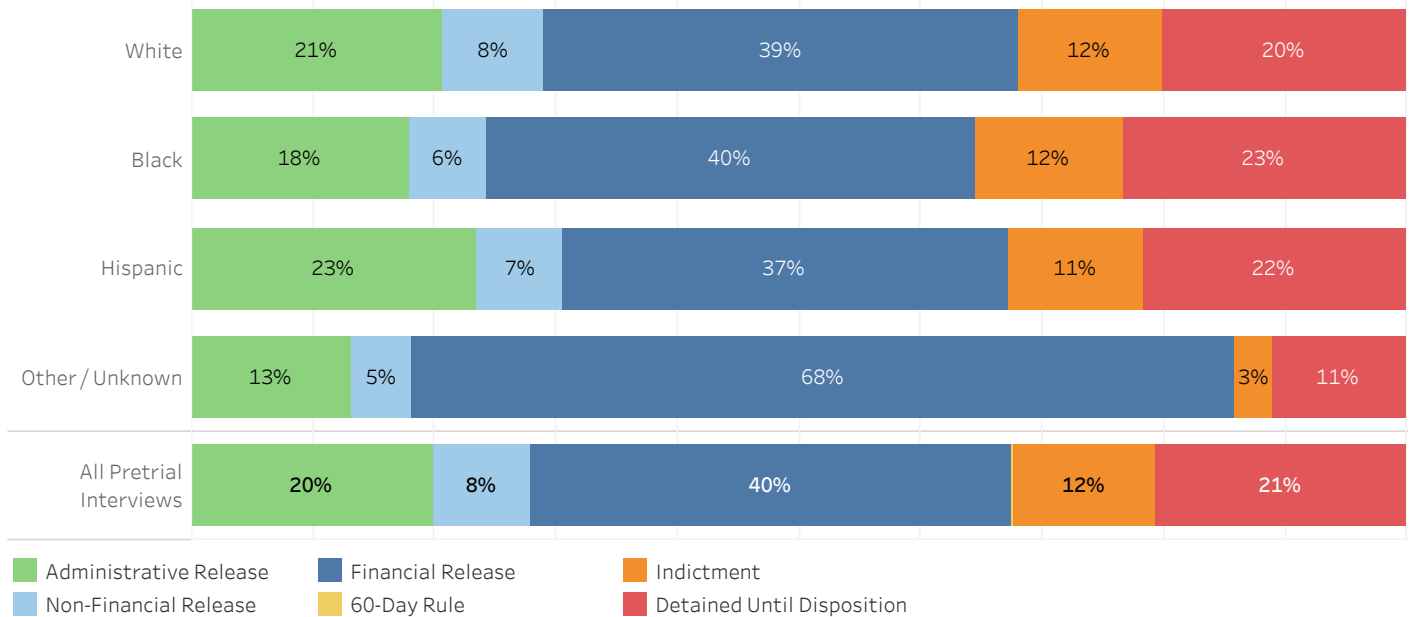


ADMINISTRATIVE OFFICE OF THE COURTS
Research and Statistics

19_PINS8020

District Court Pretrial Interviews with Custody Ending
CY2017-2021 MCCracken COUNTY

Release Outcome Proportions by Defendant Race



Release Outcome Proportions by Defendant Race

		Administrative Release	Non-Financial Release	Financial Release	60-Day Rule	Indictment	Detained Until Disposition	All Pretrial Interviews
White	Interviews	1,867	756	3,531	2	1,076	1,817	9,049
	% of Interviews	21%	8%	39%	0%	12%	20%	100%
Black	Interviews	470	165	1,055	2	316	611	2,619
	% of Interviews	18%	6%	40%	0%	12%	23%	100%
Hispanic	Interviews	65	20	102	0	31	60	278
	% of Interviews	23%	7%	37%	0%	11%	22%	100%
Other/ Unknown	Interviews	26	10	135	0	6	22	199
	% of Interviews	13%	5%	68%	0%	3%	11%	100%
All Pretrial Interviews	Interviews	2,428	951	4,823	4	1,429	2,510	12,145
	% of Interviews	20%	8%	40%	0%	12%	21%	100%

* Data is provided from the Pretrial Information Management System

* Counts and percentages are of pretrial interviews.

* A single individual may have one or more pretrial interviews during the reported timeframe.

* 2019 Single-Race Population Estimates for Ages 15 and Older Only on CDC WONDER Online Database. Retrieved from <https://wonder.cdc.gov/wonder/help/single-race.html#Source> on November 3, 2021.



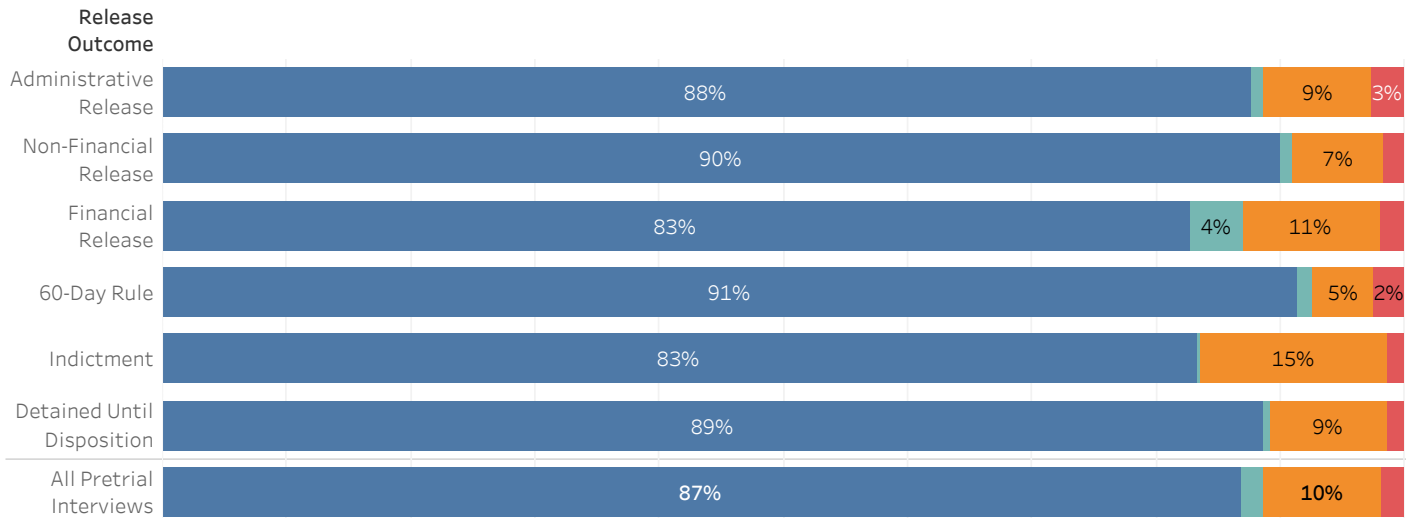
ADMINISTRATIVE OFFICE OF THE COURTS
Research and Statistics

19_PINS8020

District Court Pretrial Interviews with Custody Ending
CY2017-2021 MADISON COUNTY

White Black Hispanic Other/Unknown

Defendant Race Proportions by Release Outcome



Kentucky State Population*



Kentucky State Population*

White	Black	Hispanic	Other/Unknown	Total
3,112,654	297,705	118,427	112,664	3,641,450

Defendant Race Proportions by Release Outcome

		White	Black	Hispanic	Other / Unknown	Grand Total
Administrative Release	Interviews	2,372	238	70	27	2,707
	% of Interviews	88%	9%	3%	1%	100%
Non-Financial Release	Interviews	3,898	321	71	38	4,328
	% of Interviews	90%	7%	2%	1%	100%
Financial Release	Interviews	3,572	478	83	184	4,317
	% of Interviews	83%	11%	2%	4%	100%
60-Day Rule	Interviews	74	4	2	1	81
	% of Interviews	91%	5%	2%	1%	100%
Indictment	Interviews	782	141	13	3	939
	% of Interviews	83%	15%	1%	0%	100%
Detained Until Disposition	Interviews	2,597	276	42	14	2,929
	% of Interviews	89%	9%	1%	0%	100%
All Pretrial Interviews	Interviews	13,295	1,458	281	267	15,301
	% of Interviews	87%	10%	2%	2%	100%

* Data is provided from the Pretrial Information Management System

* Counts and percentages are of pretrial interviews.

* A single individual may have one or more pretrial interviews during the reported timeframe.

* 2019 Single-Race Population Estimates for Ages 15 and Older Only on CDC WONDER Online Database. Retrieved from <https://wonder.cdc.gov/wonder/help/single-race.html#Source> on November 3, 2021.

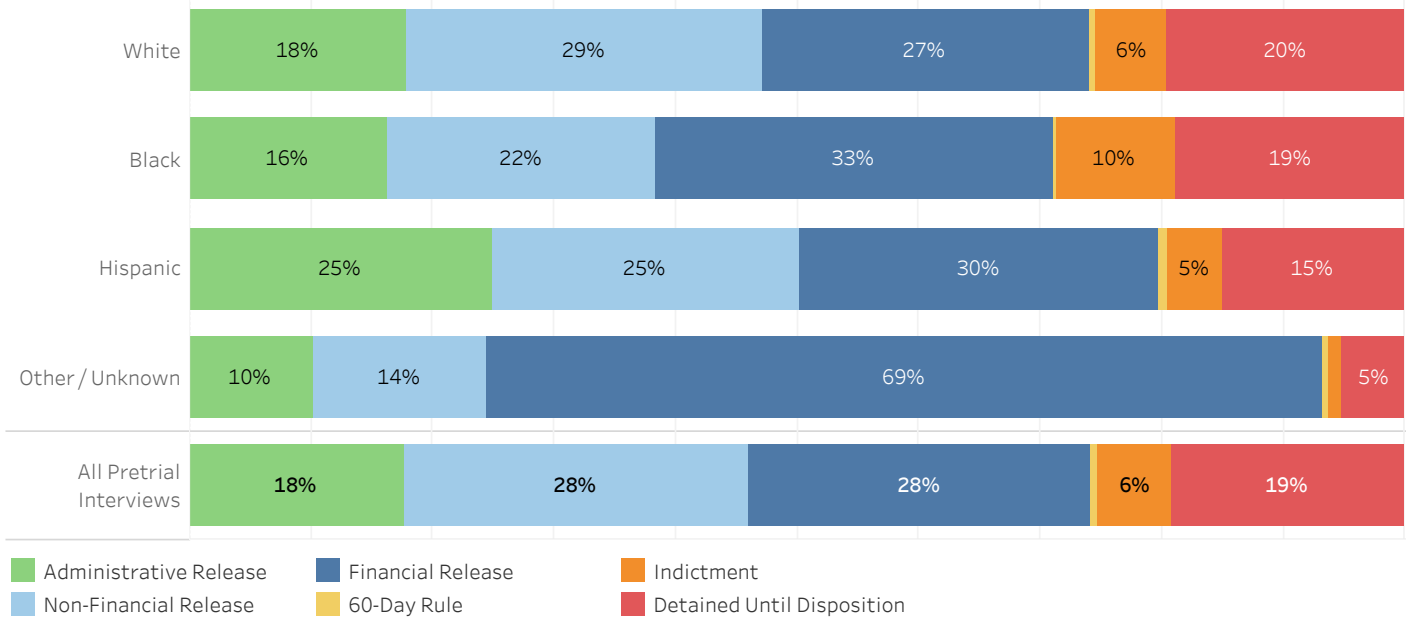


ADMINISTRATIVE OFFICE OF THE COURTS
Research and Statistics

19_PINS8020

District Court Pretrial Interviews with Custody Ending
CY2017-2021 MADISON COUNTY

Release Outcome Proportions by Defendant Race



Release Outcome Proportions by Defendant Race

		Administrative Release	Non-Financial Release	Financial Release	60-Day Rule	Indictment	Detained Until Disposition	All Pretrial Interviews
White	Interviews	2,372	3,898	3,572	74	782	2,597	13,295
	% of Interviews	18%	29%	27%	1%	6%	20%	100%
Black	Interviews	238	321	478	4	141	276	1,458
	% of Interviews	16%	22%	33%	0%	10%	19%	100%
Hispanic	Interviews	70	71	83	2	13	42	281
	% of Interviews	25%	25%	30%	1%	5%	15%	100%
Other/ Unknown	Interviews	27	38	184	1	3	14	267
	% of Interviews	10%	14%	69%	0%	1%	5%	100%
All Pretrial Interviews	Interviews	2,707	4,328	4,317	81	939	2,929	15,301
	% of Interviews	18%	28%	28%	1%	6%	19%	100%

* Data is provided from the Pretrial Information Management System

* Counts and percentages are of pretrial interviews.

* A single individual may have one or more pretrial interviews during the reported timeframe.

* 2019 Single-Race Population Estimates for Ages 15 and Older Only on CDC WONDER Online Database. Retrieved from <https://wonder.cdc.gov/wonder/help/single-race.html#Source> on November 3, 2021.

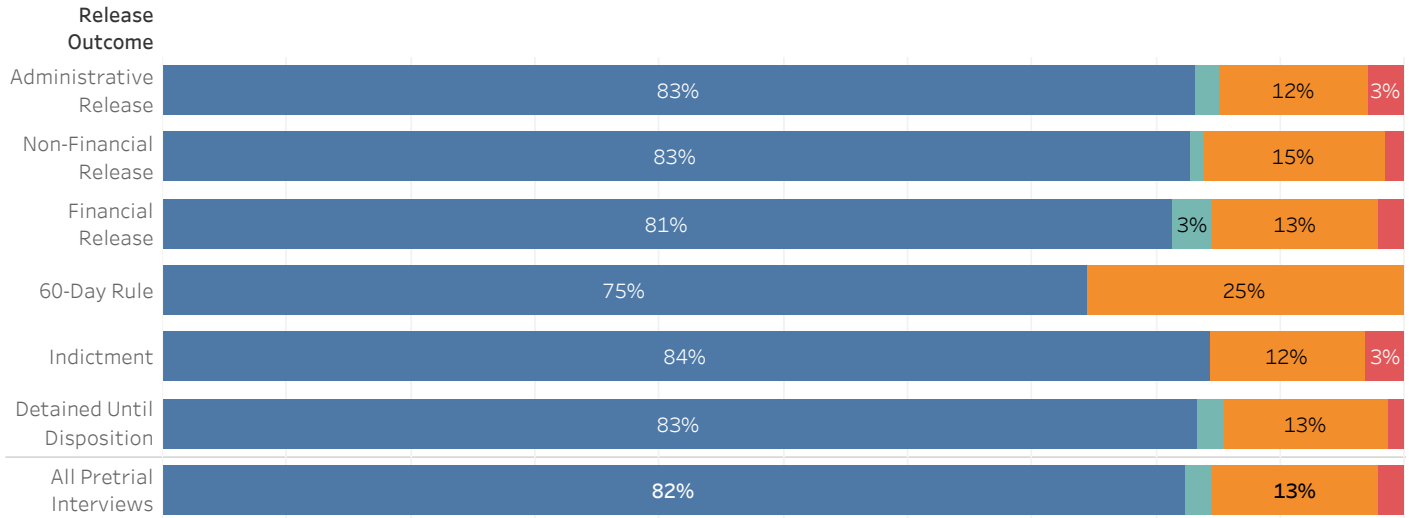


ADMINISTRATIVE OFFICE OF THE COURTS
Research and Statistics

District Court Pretrial Interviews with Custody Ending
CY2017-2021 MARION COUNTY

White Black Hispanic Other/Unknown

Defendant Race Proportions by Release Outcome



Kentucky State Population*



Kentucky State Population*

White	Black	Hispanic	Other/Unknown	Total
3,112,654	297,705	118,427	112,664	3,641,450

Defendant Race Proportions by Release Outcome

		White	Black	Hispanic	Other / Unknown	Grand Total
Administrative Release	Interviews	935	135	32	22	1,124
	% of Interviews	83%	12%	3%	2%	100%
Non-Financial Release	Interviews	889	156	17	12	1,074
	% of Interviews	83%	15%	2%	1%	100%
Financial Release	Interviews	1,561	256	40	65	1,922
	% of Interviews	81%	13%	2%	3%	100%
60-Day Rule	Interviews	38	13			51
	% of Interviews	75%	25%			100%
Indictment	Interviews	340	50	13		403
	% of Interviews	84%	12%	3%		100%
Detained Until Disposition	Interviews	570	90	9	15	684
	% of Interviews	83%	13%	1%	2%	100%
All Pretrial Interviews	Interviews	4,333	700	111	114	5,258
	% of Interviews	82%	13%	2%	2%	100%

* Data is provided from the Pretrial Information Management System

* Counts and percentages are of pretrial interviews.

* A single individual may have one or more pretrial interviews during the reported timeframe.

* 2019 Single-Race Population Estimates for Ages 15 and Older Only on CDC WONDER Online Database. Retrieved from <https://wonder.cdc.gov/wonder/help/single-race.html#Source> on November 3, 2021.

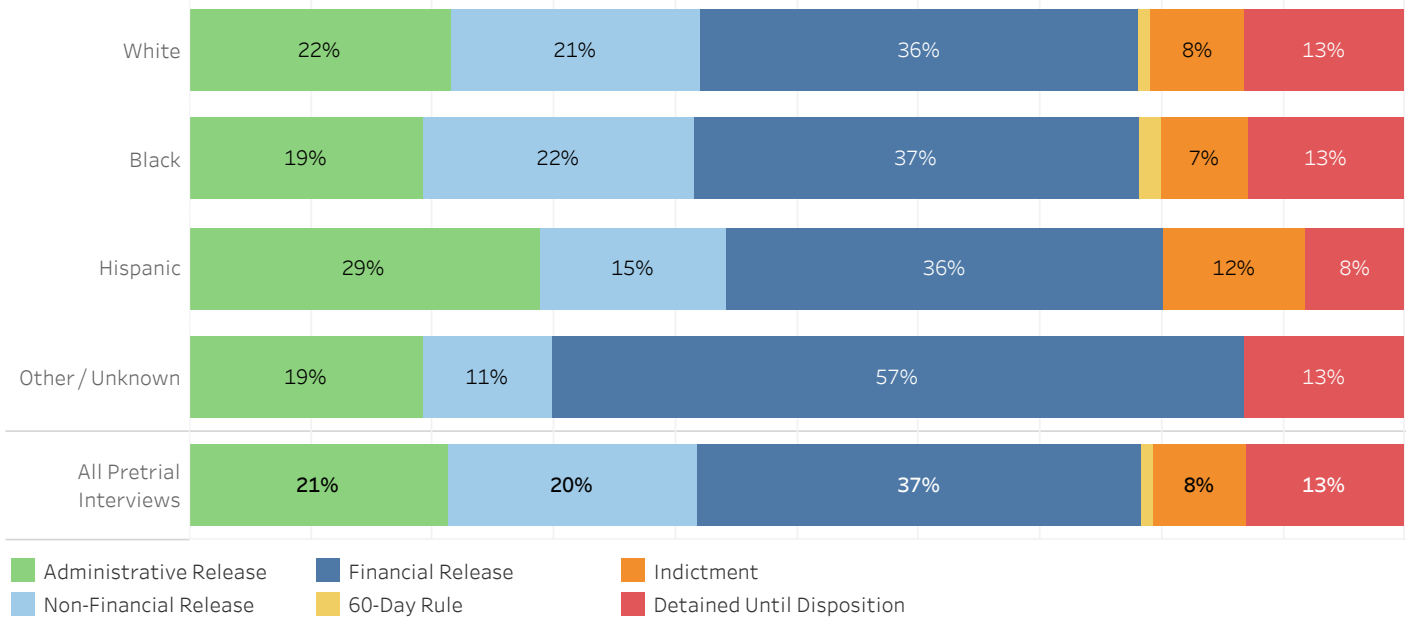


ADMINISTRATIVE OFFICE OF THE COURTS
Research and Statistics

19_PINS8020

District Court Pretrial Interviews with Custody Ending
CY2017-2021 MARION COUNTY

Release Outcome Proportions by Defendant Race



Release Outcome Proportions by Defendant Race

		Administrative Release	Non-Financial Release	Financial Release	60-Day Rule	Indictment	Detained Until Disposition	All Pretrial Interviews
White	Interviews	935	889	1,561	38	340	570	4,333
	% of Interviews	22%	21%	36%	1%	8%	13%	100%
Black	Interviews	135	156	256	13	50	90	700
	% of Interviews	19%	22%	37%	2%	7%	13%	100%
Hispanic	Interviews	32	17	40	1	13	9	111
	% of Interviews	29%	15%	36%	1%	12%	8%	100%
Other/ Unknown	Interviews	22	12	65	1	0	15	114
	% of Interviews	19%	11%	57%	1%	0%	13%	100%
All Pretrial Interviews	Interviews	1,124	1,074	1,922	51	403	684	5,258
	% of Interviews	21%	20%	37%	1%	8%	13%	100%

* Data is provided from the Pretrial Information Management System

* Counts and percentages are of pretrial interviews.

* A single individual may have one or more pretrial interviews during the reported timeframe.

* 2019 Single-Race Population Estimates for Ages 15 and Older Only on CDC WONDER Online Database. Retrieved from <https://wonder.cdc.gov/wonder/help/single-race.html#Source> on November 3, 2021.



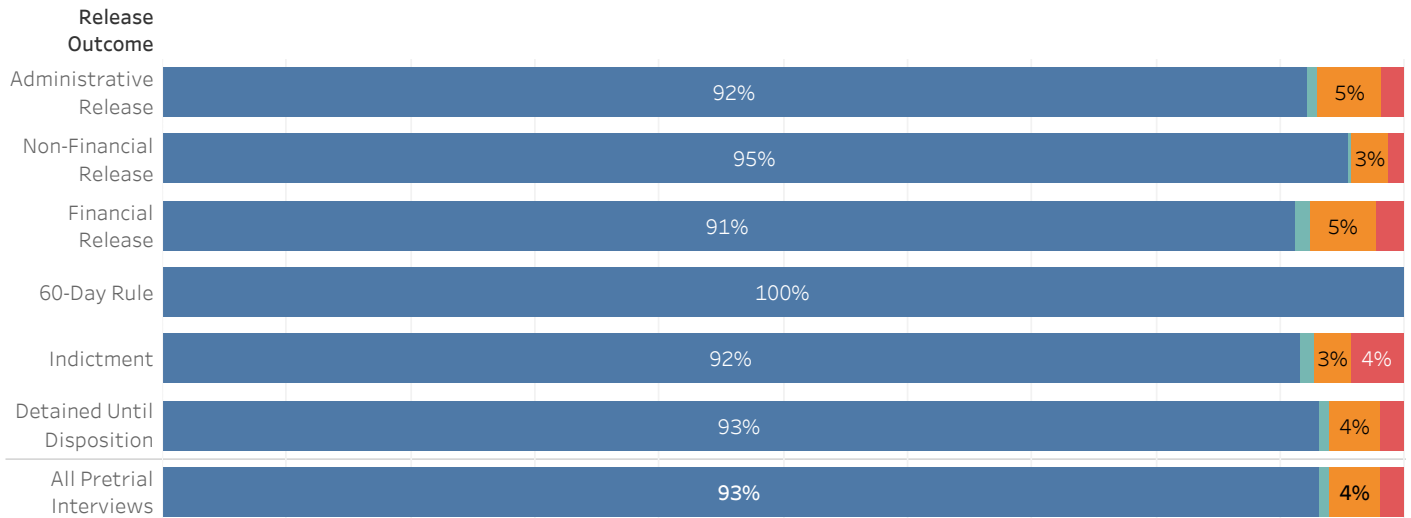
ADMINISTRATIVE OFFICE OF THE COURTS
Research and Statistics

19_PINS8020

District Court Pretrial Interviews with Custody Ending
CY2017-2021 MARSHALL COUNTY

White Black Hispanic Other/Unknown

Defendant Race Proportions by Release Outcome



Kentucky State Population*



Kentucky State Population*

White	Black	Hispanic	Other/Unknown	Total
3,112,654	297,705	118,427	112,664	3,641,450

Defendant Race Proportions by Release Outcome

		White	Black	Hispanic	Other / Unknown	Grand Total
Administrative Release	Interviews	726	41	14	7	788
	% of Interviews	92%	5%	2%	1%	100%
Non-Financial Release	Interviews	1,208	38	16	4	1,266
	% of Interviews	95%	3%	1%	0%	100%
Financial Release	Interviews	806	47	20	11	884
	% of Interviews	91%	5%	2%	1%	100%
60-Day Rule	Interviews	1	0	0	0	1
	% of Interviews	100%	0%	0%	0%	100%
Indictment	Interviews	240	8	11	3	262
	% of Interviews	92%	3%	4%	1%	100%
Detained Until Disposition	Interviews	477	21	10	4	512
	% of Interviews	93%	4%	2%	1%	100%
All Pretrial Interviews	Interviews	3,458	155	71	29	3,713
	% of Interviews	93%	4%	2%	1%	100%

* Data is provided from the Pretrial Information Management System

* Counts and percentages are of pretrial interviews.

* A single individual may have one or more pretrial interviews during the reported timeframe.

* 2019 Single-Race Population Estimates for Ages 15 and Older Only on CDC WONDER Online Database. Retrieved from <https://wonder.cdc.gov/wonder/help/single-race.html#Source> on November 3, 2021.

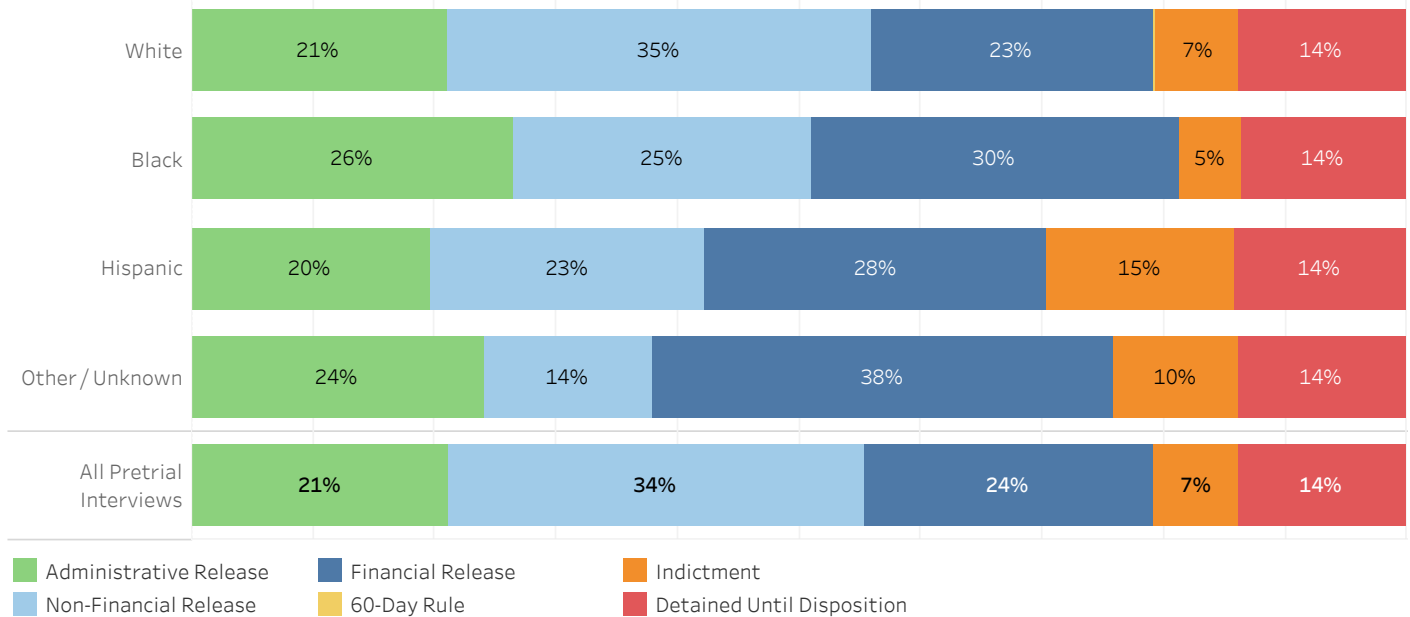


ADMINISTRATIVE OFFICE OF THE COURTS
Research and Statistics

19_PINS8020

District Court Pretrial Interviews with Custody Ending
CY2017-2021 MARSHALL COUNTY

Release Outcome Proportions by Defendant Race



Release Outcome Proportions by Defendant Race

		Administrative Release	Non-Financial Release	Financial Release	60-Day Rule	Indictment	Detained Until Disposition	All Pretrial Interviews
White	Interviews	726	1,208	806	1	240	477	3,458
	% of Interviews	21%	35%	23%	0%	7%	14%	100%
Black	Interviews	41	38	47		8	21	155
	% of Interviews	26%	25%	30%		5%	14%	100%
Hispanic	Interviews	14	16	20		11	10	71
	% of Interviews	20%	23%	28%		15%	14%	100%
Other/ Unknown	Interviews	7	4	11		3	4	29
	% of Interviews	24%	14%	38%		10%	14%	100%
All Pretrial Interviews	Interviews	788	1,266	884	1	262	512	3,713
	% of Interviews	21%	34%	24%	0%	7%	14%	100%

* Data is provided from the Pretrial Information Management System

* Counts and percentages are of pretrial interviews.

* A single individual may have one or more pretrial interviews during the reported timeframe.

* 2019 Single-Race Population Estimates for Ages 15 and Older Only on CDC WONDER Online Database. Retrieved from <https://wonder.cdc.gov/wonder/help/single-race.html#Source> on November 3, 2021.

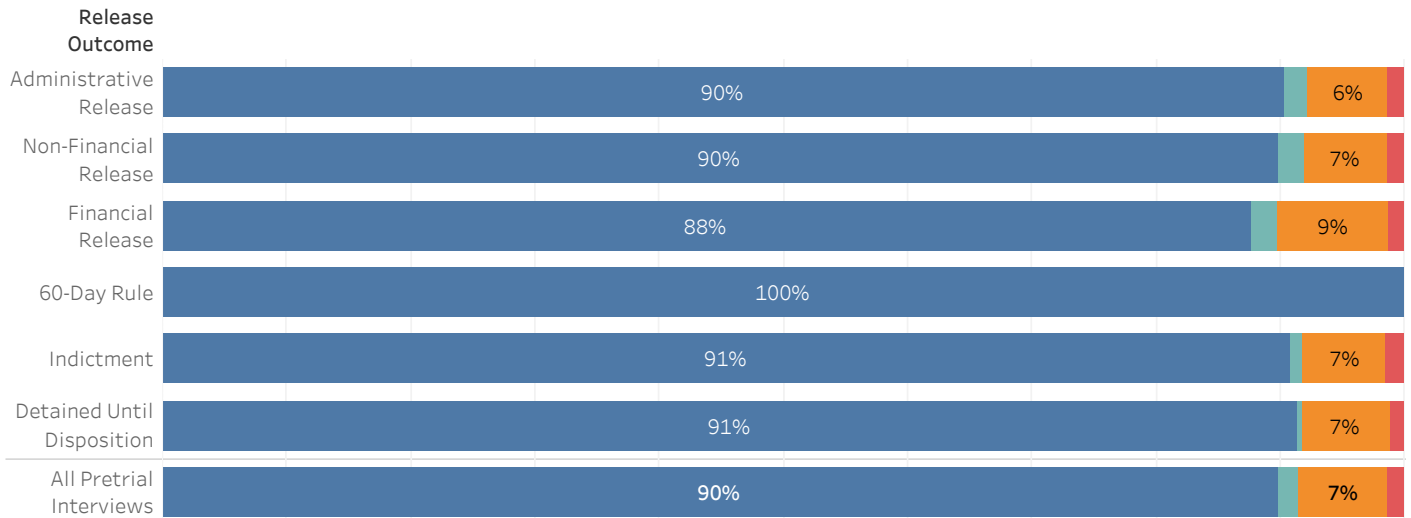


ADMINISTRATIVE OFFICE OF THE COURTS
Research and Statistics

District Court Pretrial Interviews with Custody Ending
CY2017-2021 MASON COUNTY

White Black Hispanic Other/Unknown

Defendant Race Proportions by Release Outcome



Kentucky State Population*



Kentucky State Population*

White	Black	Hispanic	Other/Unknown	Total
3,112,654	297,705	118,427	112,664	3,641,450

Defendant Race Proportions by Release Outcome

		White	Black	Hispanic	Other / Unknown	Grand Total
Administrative Release	Interviews	849	61	13	17	940
	% of Interviews	90%	6%	1%	2%	100%
Non-Financial Release	Interviews	2,087	153	34	47	2,321
	% of Interviews	90%	7%	1%	2%	100%
Financial Release	Interviews	1,017	104	15	23	1,159
	% of Interviews	88%	9%	1%	2%	100%
60-Day Rule	Interviews	7				7
	% of Interviews	100%				100%
Indictment	Interviews	308	23	5	3	339
	% of Interviews	91%	7%	1%	1%	100%
Detained Until Disposition	Interviews	852	65	11	4	932
	% of Interviews	91%	7%	1%	0%	100%
All Pretrial Interviews	Interviews	5,120	406	78	94	5,698
	% of Interviews	90%	7%	1%	2%	100%

* Data is provided from the Pretrial Information Management System

* Counts and percentages are of pretrial interviews.

* A single individual may have one or more pretrial interviews during the reported timeframe.

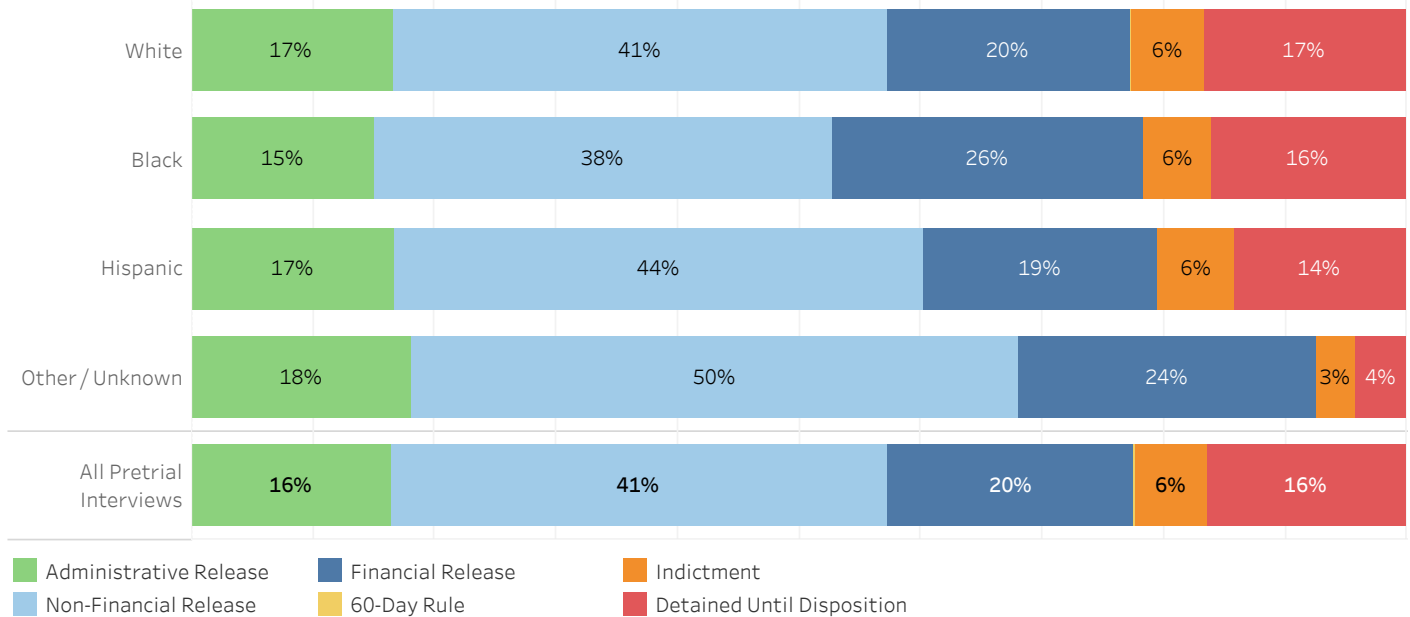
* 2019 Single-Race Population Estimates for Ages 15 and Older Only on CDC WONDER Online Database. Retrieved from <https://wonder.cdc.gov/wonder/help/single-race.html#Source> on November 3, 2021.



ADMINISTRATIVE OFFICE OF THE COURTS
Research and Statistics

District Court Pretrial Interviews with Custody Ending
CY2017-2021 MASON COUNTY

Release Outcome Proportions by Defendant Race



Release Outcome Proportions by Defendant Race

		Administrative Release	Non-Financial Release	Financial Release	60-Day Rule	Indictment	Detained Until Disposition	All Pretrial Interviews
White	Interviews	849	2,087	1,017	7	308	852	5,120
	% of Interviews	17%	41%	20%	0%	6%	17%	100%
Black	Interviews	61	153	104		23	65	406
	% of Interviews	15%	38%	26%		6%	16%	100%
Hispanic	Interviews	13	34	15		5	11	78
	% of Interviews	17%	44%	19%		6%	14%	100%
Other/ Unknown	Interviews	17	47	23		3	4	94
	% of Interviews	18%	50%	24%		3%	4%	100%
All Pretrial Interviews	Interviews	940	2,321	1,159	7	339	932	5,698
	% of Interviews	16%	41%	20%	0%	6%	16%	100%

* Data is provided from the Pretrial Information Management System

* Counts and percentages are of pretrial interviews.

* A single individual may have one or more pretrial interviews during the reported timeframe.

* 2019 Single-Race Population Estimates for Ages 15 and Older Only on CDC WONDER Online Database. Retrieved from <https://wonder.cdc.gov/wonder/help/single-race.html#Source> on November 3, 2021.



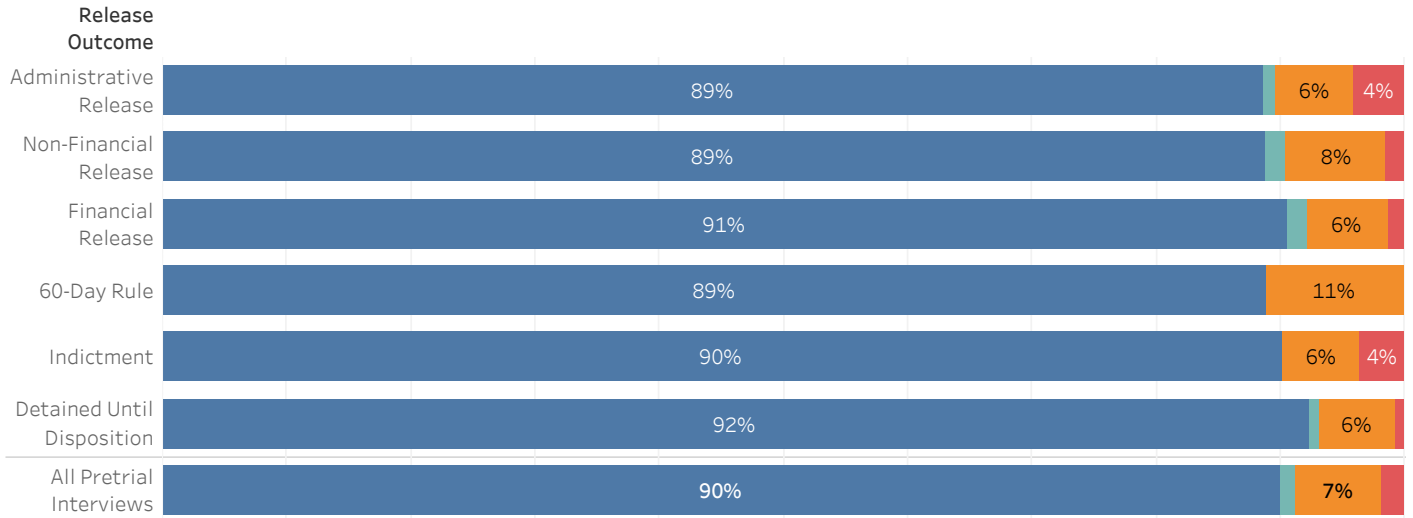
ADMINISTRATIVE OFFICE OF THE COURTS
Research and Statistics

19_PINS8020

District Court Pretrial Interviews with Custody Ending
CY2017-2021 MEADE COUNTY

White Black Hispanic Other/Unknown

Defendant Race Proportions by Release Outcome



Kentucky State Population*



Kentucky State Population*

White	Black	Hispanic	Other/Unknown	Total
3,112,654	297,705	118,427	112,664	3,641,450

Defendant Race Proportions by Release Outcome

		White	Black	Hispanic	Other / Unknown	Grand Total
Administrative Release	Interviews	424	30	20	4	478
	% of Interviews	89%	6%	4%	1%	100%
Non-Financial Release	Interviews	785	72	13	14	884
	% of Interviews	89%	8%	1%	2%	100%
Financial Release	Interviews	700	50	10	13	773
	% of Interviews	91%	6%	1%	2%	100%
60-Day Rule	Interviews	32	4			36
	% of Interviews	89%	11%			100%
Indictment	Interviews	174	12	7		193
	% of Interviews	90%	6%	4%		100%
Detained Until Disposition	Interviews	529	35	4	5	573
	% of Interviews	92%	6%	1%	1%	100%
All Pretrial Interviews	Interviews	2,644	203	54	36	2,937
	% of Interviews	90%	7%	2%	1%	100%

* Data is provided from the Pretrial Information Management System

* Counts and percentages are of pretrial interviews.

* A single individual may have one or more pretrial interviews during the reported timeframe.

* 2019 Single-Race Population Estimates for Ages 15 and Older Only on CDC WONDER Online Database. Retrieved from <https://wonder.cdc.gov/wonder/help/single-race.html#Source> on November 3, 2021.

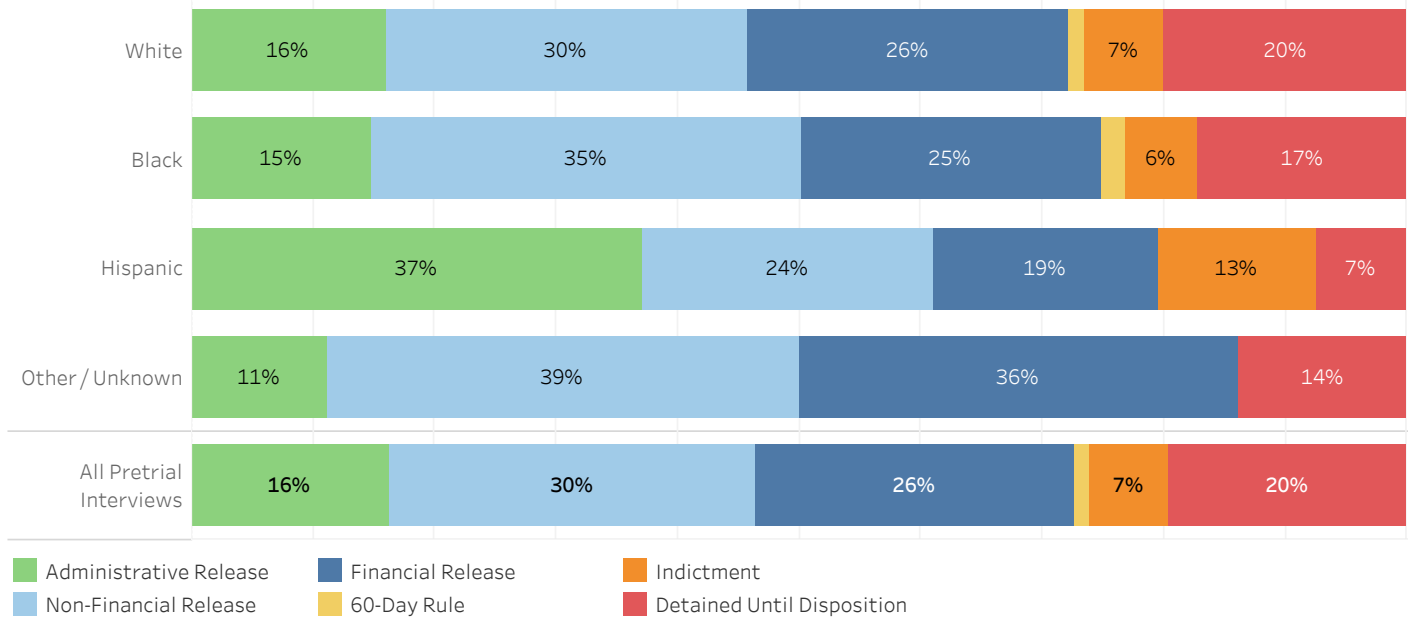


ADMINISTRATIVE OFFICE OF THE COURTS
Research and Statistics

19_PINS8020

District Court Pretrial Interviews with Custody Ending
CY2017-2021 MEADE COUNTY

Release Outcome Proportions by Defendant Race



Release Outcome Proportions by Defendant Race

		Administrative Release	Non-Financial Release	Financial Release	60-Day Rule	Indictment	Detained Until Disposition	All Pretrial Interviews
White	Interviews	424	785	700	32	174	529	2,644
	% of Interviews	16%	30%	26%	1%	7%	20%	100%
Black	Interviews	30	72	50	4	12	35	203
	% of Interviews	15%	35%	25%	2%	6%	17%	100%
Hispanic	Interviews	20	13	10	0	7	4	54
	% of Interviews	37%	24%	19%	0%	13%	7%	100%
Other/ Unknown	Interviews	4	14	13	0	0	5	36
	% of Interviews	11%	39%	36%	0%	0%	14%	100%
All Pretrial Interviews	Interviews	478	884	773	36	193	573	2,937
	% of Interviews	16%	30%	26%	1%	7%	20%	100%

* Data is provided from the Pretrial Information Management System

* Counts and percentages are of pretrial interviews.

* A single individual may have one or more pretrial interviews during the reported timeframe.

* 2019 Single-Race Population Estimates for Ages 15 and Older Only on CDC WONDER Online Database. Retrieved from <https://wonder.cdc.gov/wonder/help/single-race.html#Source> on November 3, 2021.



ADMINISTRATIVE OFFICE OF THE COURTS
Research and Statistics

District Court Pretrial Interviews with Custody Ending
CY2017-2021 MONROE COUNTY

White Black Hispanic Other/Unknown

Defendant Race Proportions by Release Outcome



Kentucky State Population*



Kentucky State Population*

White	Black	Hispanic	Other/Unknown	Total
3,112,654	297,705	118,427	112,664	3,641,450

Defendant Race Proportions by Release Outcome

Release Outcome	Interviews	White	Grand Total
Non-Financial Release	Interviews	2.000	2.000
	% of Interviews	100%	100%
Financial Release	Interviews	1.000	1.000
	% of Interviews	100%	100%
Indictment	Interviews	1.000	1.000
	% of Interviews	100%	100%
All Pretrial Interviews	Interviews	4.000	4.000
	% of Interviews	100%	100%

* Data is provided from the Pretrial Information Management System

* Counts and percentages are of pretrial interviews.

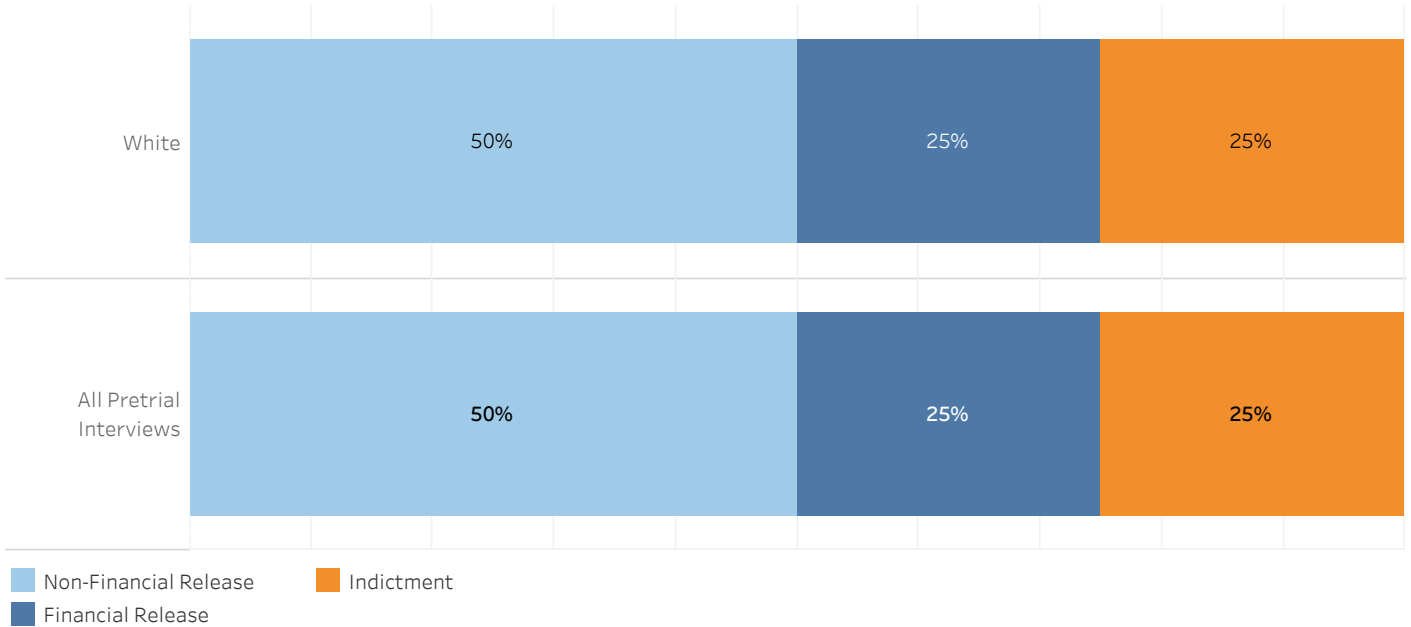
* A single individual may have one or more pretrial interviews during the reported timeframe.

* 2019 Single-Race Population Estimates for Ages 15 and Older Only on CDC WONDER Online Database. Retrieved from <https://wonder.cdc.gov/wonder/help/single-race.html#Source> on November 3, 2021.



District Court Pretrial Interviews with Custody Ending
CY2017-2021 MONROE COUNTY

Release Outcome Proportions by Defendant Race



Release Outcome Proportions by Defendant Race

		Non-Financial Release	Financial Release	Indictment	All Pretrial Interviews
White	Interviews	2.000	1.000	1.000	4.000
	% of Interviews	50%	25%	25%	100%
All Pretrial Interviews	Interviews	2.000	1.000	1.000	4.000
	% of Interviews	50%	25%	25%	100%

* Data is provided from the Pretrial Information Management System

* Counts and percentages are of pretrial interviews.

* A single individual may have one or more pretrial interviews during the reported timeframe.

* 2019 Single-Race Population Estimates for Ages 15 and Older Only on CDC WONDER Online Database. Retrieved from <https://wonder.cdc.gov/wonder/help/single-race.html#Source> on November 3, 2021.

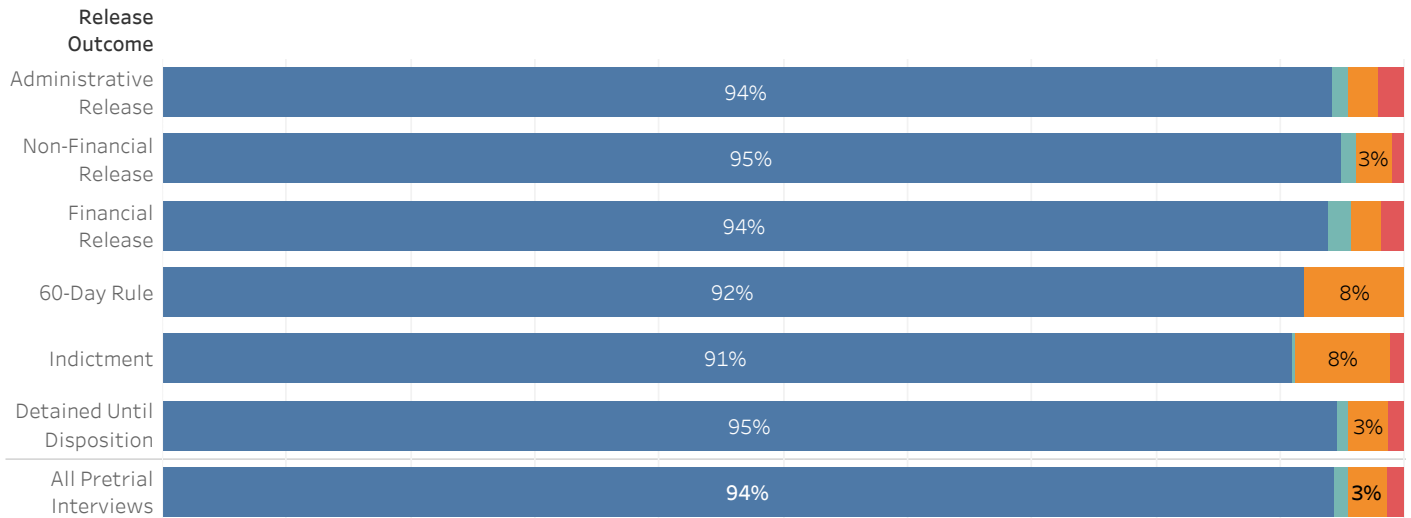


ADMINISTRATIVE OFFICE OF THE COURTS
Research and Statistics

District Court Pretrial Interviews with Custody Ending
CY2017-2021 MONTGOMERY COUNTY

White Black Hispanic Other/Unknown

Defendant Race Proportions by Release Outcome



Kentucky State Population*



Kentucky State Population*

White	Black	Hispanic	Other/Unknown	Total
3,112,654	297,705	118,427	112,664	3,641,450

Defendant Race Proportions by Release Outcome

		White	Black	Hispanic	Other / Unknown	Grand Total
Administrative Release	Interviews	1,255	33	27	16	1,331
	% of Interviews	94%	2%	2%	1%	100%
Non-Financial Release	Interviews	2,730	83	29	35	2,877
	% of Interviews	95%	3%	1%	1%	100%
Financial Release	Interviews	948	25	18	20	1,011
	% of Interviews	94%	2%	2%	2%	100%
60-Day Rule	Interviews	79	7			86
	% of Interviews	92%	8%			100%
Indictment	Interviews	323	27	4	1	355
	% of Interviews	91%	8%	1%	0%	100%
Detained Until Disposition	Interviews	955	33	13	8	1,009
	% of Interviews	95%	3%	1%	1%	100%
All Pretrial Interviews	Interviews	6,290	208	91	80	6,669
	% of Interviews	94%	3%	1%	1%	100%

* Data is provided from the Pretrial Information Management System

* Counts and percentages are of pretrial interviews.

* A single individual may have one or more pretrial interviews during the reported timeframe.

* 2019 Single-Race Population Estimates for Ages 15 and Older Only on CDC WONDER Online Database. Retrieved from <https://wonder.cdc.gov/wonder/help/single-race.html#Source> on November 3, 2021.

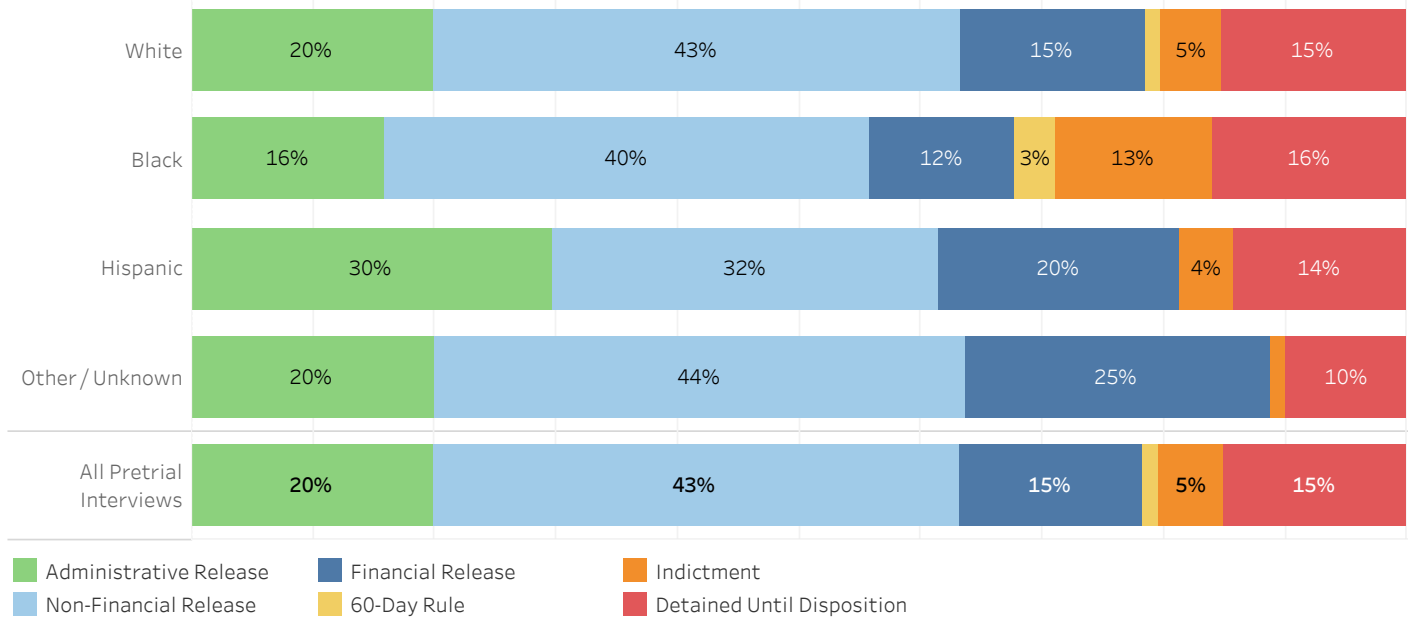


ADMINISTRATIVE OFFICE OF THE COURTS
Research and Statistics

19_PINS8020

District Court Pretrial Interviews with Custody Ending
CY2017-2021 MONTGOMERY COUNTY

Release Outcome Proportions by Defendant Race



Release Outcome Proportions by Defendant Race

		Administrative Release	Non-Financial Release	Financial Release	60-Day Rule	Indictment	Detained Until Disposition	All Pretrial Interviews
White	Interviews	1,255	2,730	948	79	323	955	6,290
	% of Interviews	20%	43%	15%	1%	5%	15%	100%
Black	Interviews	33	83	25	7	27	33	208
	% of Interviews	16%	40%	12%	3%	13%	16%	100%
Hispanic	Interviews	27	29	18	0	4	13	91
	% of Interviews	30%	32%	20%	0%	4%	14%	100%
Other/Unknown	Interviews	16	35	20	0	1	8	80
	% of Interviews	20%	44%	25%	0%	1%	10%	100%
All Pretrial Interviews	Interviews	1,331	2,877	1,011	86	355	1,009	6,669
	% of Interviews	20%	43%	15%	1%	5%	15%	100%

* Data is provided from the Pretrial Information Management System

* Counts and percentages are of pretrial interviews.

* A single individual may have one or more pretrial interviews during the reported timeframe.

* 2019 Single-Race Population Estimates for Ages 15 and Older Only on CDC WONDER Online Database. Retrieved from <https://wonder.cdc.gov/wonder/help/single-race.html#Source> on November 3, 2021.

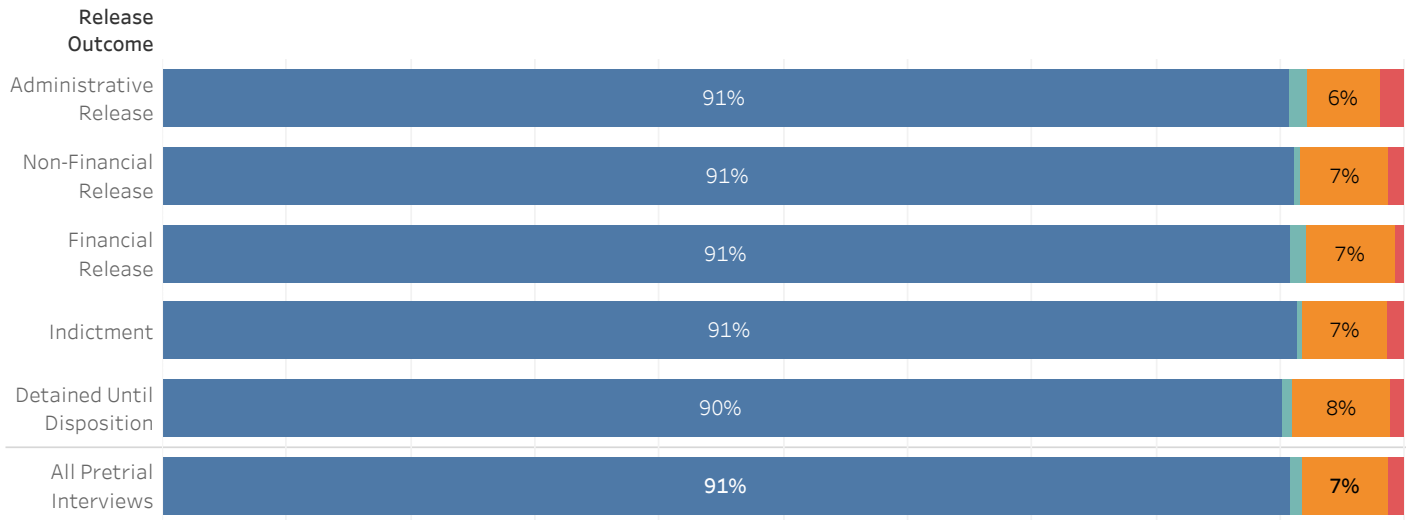


ADMINISTRATIVE OFFICE OF THE COURTS
Research and Statistics

District Court Pretrial Interviews with Custody Ending
CY2017-2021 MUHLENBERG COUNTY

White Black Hispanic Other/Unknown

Defendant Race Proportions by Release Outcome



Kentucky State Population*



Kentucky State Population*

White	Black	Hispanic	Other/Unknown	Total
3,112,654	297,705	118,427	112,664	3,641,450

Defendant Race Proportions by Release Outcome

		White	Black	Hispanic	Other / Unknown	Grand Total
Administrative Release	Interviews	1,132	72	25	19	1,248
	% of Interviews	91%	6%	2%	2%	100%
Non-Financial Release	Interviews	1,678	131	23	9	1,841
	% of Interviews	91%	7%	1%	0%	100%
Financial Release	Interviews	1,100	87	9	16	1,212
	% of Interviews	91%	7%	1%	1%	100%
Indictment	Interviews	266	20	4	1	291
	% of Interviews	91%	7%	1%	0%	100%
Detained Until Disposition	Interviews	904	80	11	8	1,003
	% of Interviews	90%	8%	1%	1%	100%
All Pretrial Interviews	Interviews	5,080	390	72	53	5,595
	% of Interviews	91%	7%	1%	1%	100%

* Data is provided from the Pretrial Information Management System

* Counts and percentages are of pretrial interviews.

* A single individual may have one or more pretrial interviews during the reported timeframe.

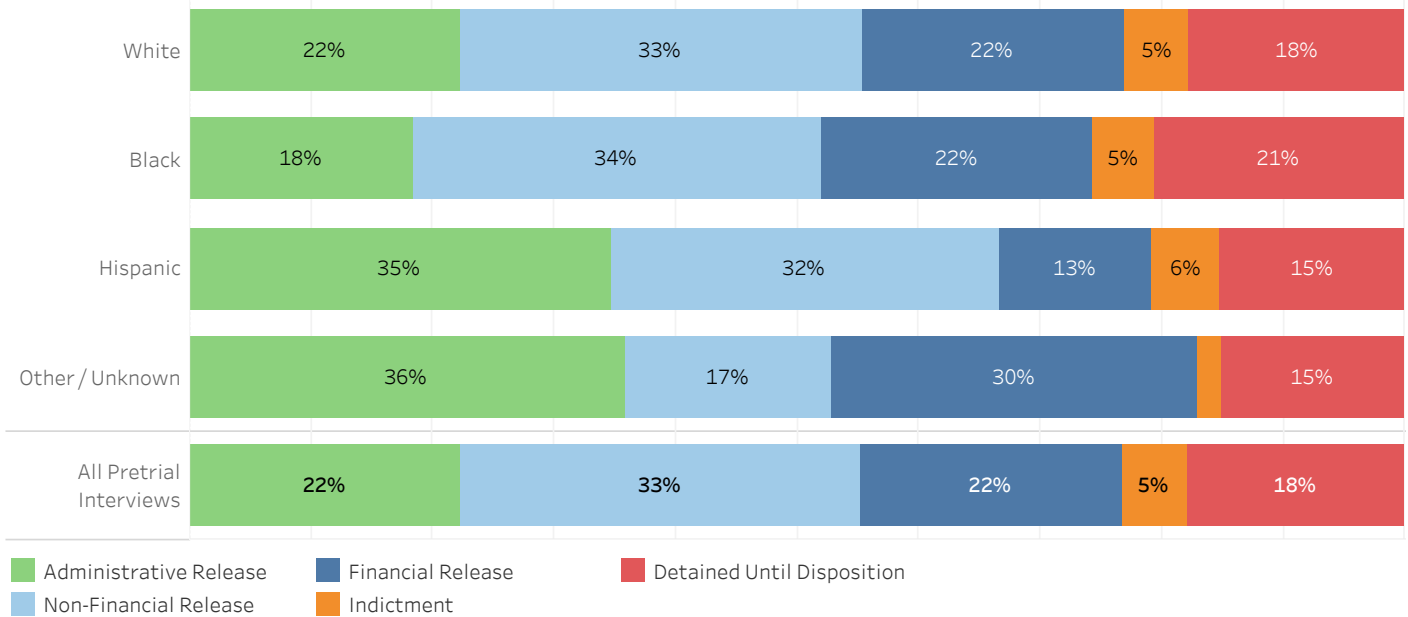
* 2019 Single-Race Population Estimates for Ages 15 and Older Only on CDC WONDER Online Database. Retrieved from <https://wonder.cdc.gov/wonder/help/single-race.html#Source> on November 3, 2021.



ADMINISTRATIVE OFFICE OF THE COURTS
Research and Statistics

District Court Pretrial Interviews with Custody Ending
CY2017-2021 MUHLENBERG COUNTY

Release Outcome Proportions by Defendant Race



Release Outcome Proportions by Defendant Race

		Administrative Release	Non-Financial Release	Financial Release	Indictment	Detained Until Disposition	All Pretrial Interviews
White	Interviews	1,132	1,678	1,100	266	904	5,080
	% of Interviews	22%	33%	22%	5%	18%	100%
Black	Interviews	72	131	87	20	80	390
	% of Interviews	18%	34%	22%	5%	21%	100%
Hispanic	Interviews	25	23	9	4	11	72
	% of Interviews	35%	32%	13%	6%	15%	100%
Other/Unknown	Interviews	19	9	16	1	8	53
	% of Interviews	36%	17%	30%	2%	15%	100%
All Pretrial Interviews	Interviews	1,248	1,841	1,212	291	1,003	5,595
	% of Interviews	22%	33%	22%	5%	18%	100%

* Data is provided from the Pretrial Information Management System

* Counts and percentages are of pretrial interviews.

* A single individual may have one or more pretrial interviews during the reported timeframe.

* 2019 Single-Race Population Estimates for Ages 15 and Older Only on CDC WONDER Online Database. Retrieved from <https://wonder.cdc.gov/wonder/help/single-race.html#Source> on November 3, 2021.



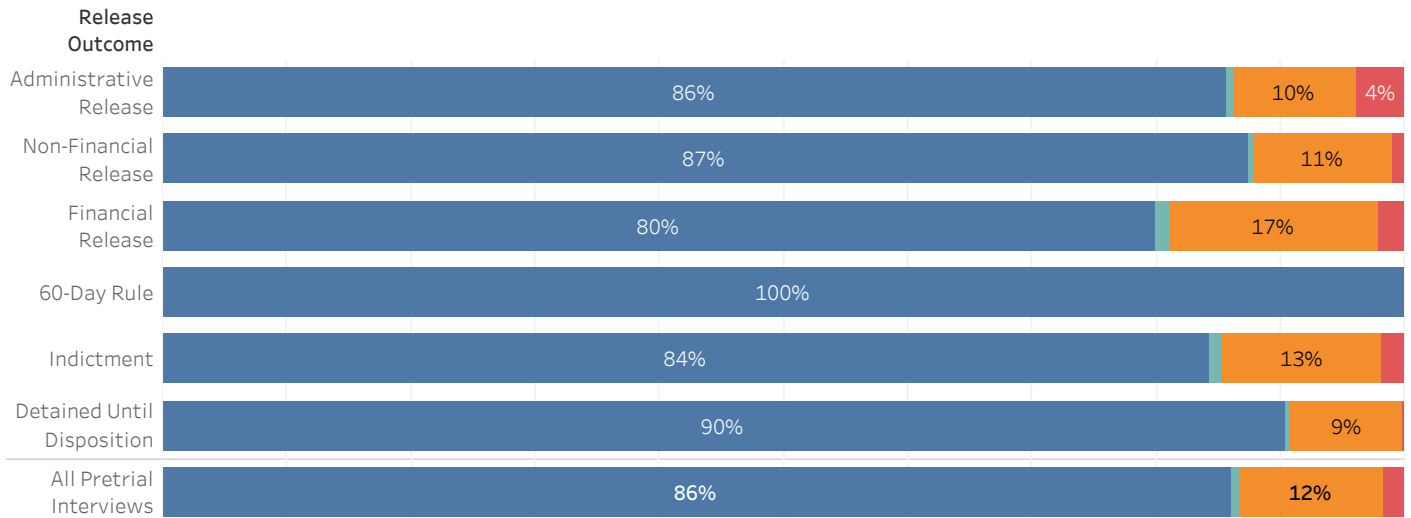
ADMINISTRATIVE OFFICE OF THE COURTS
Research and Statistics

19_PINS8020

District Court Pretrial Interviews with Custody Ending
CY2017-2021 NELSON COUNTY

White Black Hispanic Other/Unknown

Defendant Race Proportions by Release Outcome



Kentucky State Population*



Kentucky State Population*

White	Black	Hispanic	Other/Unknown	Total
3,112,654	297,705	118,427	112,664	3,641,450

Defendant Race Proportions by Release Outcome

		White	Black	Hispanic	Other / Unknown	Grand Total
Administrative Release	Interviews	866	101	39	5	1,011
	% of Interviews	86%	10%	4%	0%	100%
Non-Financial Release	Interviews	1,861	233	22	12	2,128
	% of Interviews	87%	11%	1%	1%	100%
Financial Release	Interviews	722	151	19	11	903
	% of Interviews	80%	17%	2%	1%	100%
60-Day Rule	Interviews	17				17
	% of Interviews	100%				100%
Indictment	Interviews	230	35	5	3	273
	% of Interviews	84%	13%	2%	1%	100%
Detained Until Disposition	Interviews	657	67	1	2	727
	% of Interviews	90%	9%	0%	0%	100%
All Pretrial Interviews	Interviews	4,353	587	86	33	5,059
	% of Interviews	86%	12%	2%	1%	100%

* Data is provided from the Pretrial Information Management System

* Counts and percentages are of pretrial interviews.

* A single individual may have one or more pretrial interviews during the reported timeframe.

* 2019 Single-Race Population Estimates for Ages 15 and Older Only on CDC WONDER Online Database. Retrieved from <https://wonder.cdc.gov/wonder/help/single-race.html#Source> on November 3, 2021.

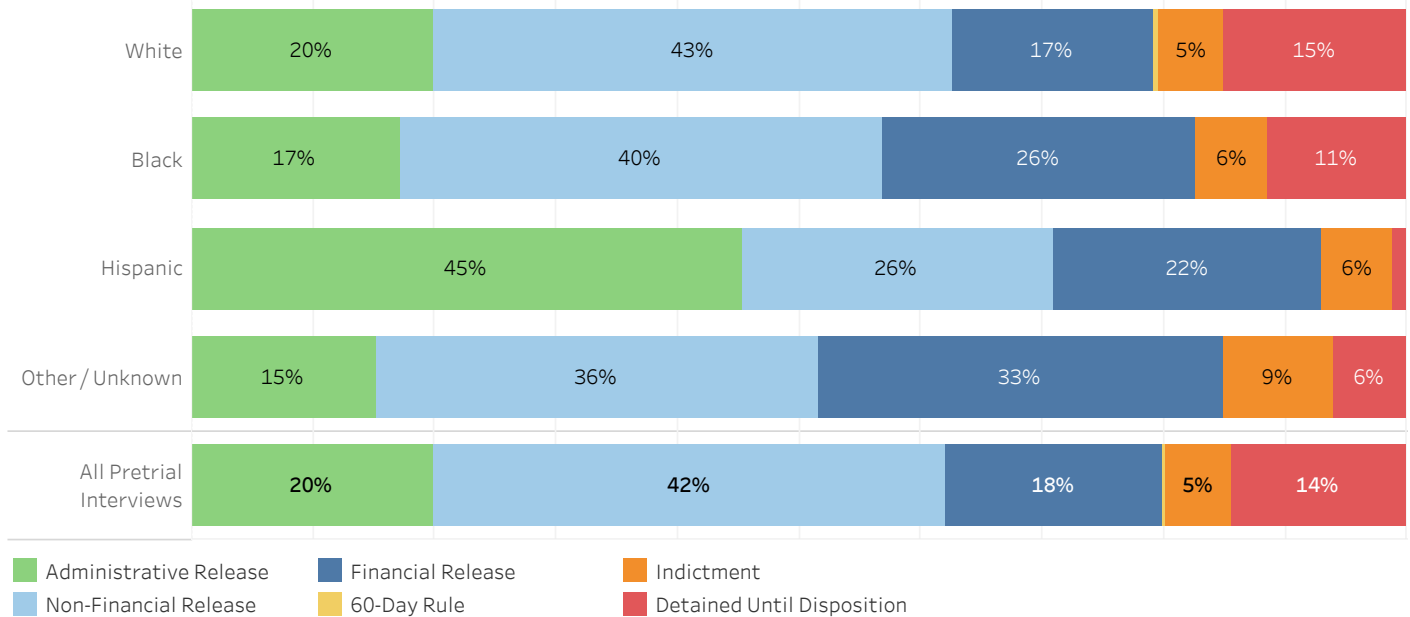


ADMINISTRATIVE OFFICE OF THE COURTS
Research and Statistics

19_PINS8020

District Court Pretrial Interviews with Custody Ending
CY2017-2021 NELSON COUNTY

Release Outcome Proportions by Defendant Race



Release Outcome Proportions by Defendant Race

		Administrative Release	Non-Financial Release	Financial Release	60-Day Rule	Indictment	Detained Until Disposition	All Pretrial Interviews
White	Interviews	866	1,861	722	17	230	657	4,353
	% of Interviews	20%	43%	17%	0%	5%	15%	100%
Black	Interviews	101	233	151		35	67	587
	% of Interviews	17%	40%	26%		6%	11%	100%
Hispanic	Interviews	39	22	19		5	1	86
	% of Interviews	45%	26%	22%		6%	1%	100%
Other/ Unknown	Interviews	5	12	11		3	2	33
	% of Interviews	15%	36%	33%		9%	6%	100%
All Pretrial Interviews	Interviews	1,011	2,128	903	17	273	727	5,059
	% of Interviews	20%	42%	18%	0%	5%	14%	100%

* Data is provided from the Pretrial Information Management System

* Counts and percentages are of pretrial interviews.

* A single individual may have one or more pretrial interviews during the reported timeframe.

* 2019 Single-Race Population Estimates for Ages 15 and Older Only on CDC WONDER Online Database. Retrieved from <https://wonder.cdc.gov/wonder/help/single-race.html#Source> on November 3, 2021.



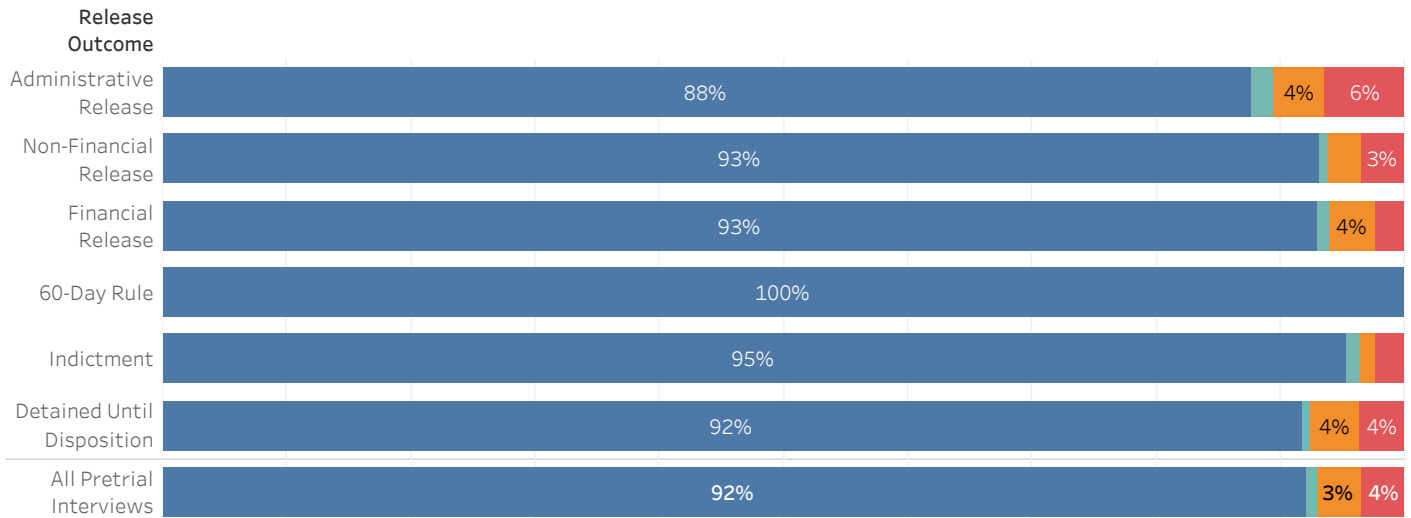
ADMINISTRATIVE OFFICE OF THE COURTS
Research and Statistics

19_PINS8020

District Court Pretrial Interviews with Custody Ending
CY2017-2021 OHIO COUNTY

White Black Hispanic Other/Unknown

Defendant Race Proportions by Release Outcome



Kentucky State Population*



Kentucky State Population*

White	Black	Hispanic	Other/Unknown	Total
3,112,654	297,705	118,427	112,664	3,641,450

Defendant Race Proportions by Release Outcome

		White	Black	Hispanic	Other / Unknown	Grand Total
Administrative Release	Interviews	541	25	40	11	617
	% of Interviews	88%	4%	6%	2%	100%
Non-Financial Release	Interviews	917	27	34	6	984
	% of Interviews	93%	3%	3%	1%	100%
Financial Release	Interviews	1,349	54	34	13	1,450
	% of Interviews	93%	4%	2%	1%	100%
60-Day Rule	Interviews	5	0	0	0	5
	% of Interviews	100%	0%	0%	0%	100%
Indictment	Interviews	81	1	2	1	85
	% of Interviews	95%	1%	2%	1%	100%
Detained Until Disposition	Interviews	233	10	9	2	254
	% of Interviews	92%	4%	4%	1%	100%
All Pretrial Interviews	Interviews	3,126	117	119	33	3,395
	% of Interviews	92%	3%	4%	1%	100%

* Data is provided from the Pretrial Information Management System

* Counts and percentages are of pretrial interviews.

* A single individual may have one or more pretrial interviews during the reported timeframe.

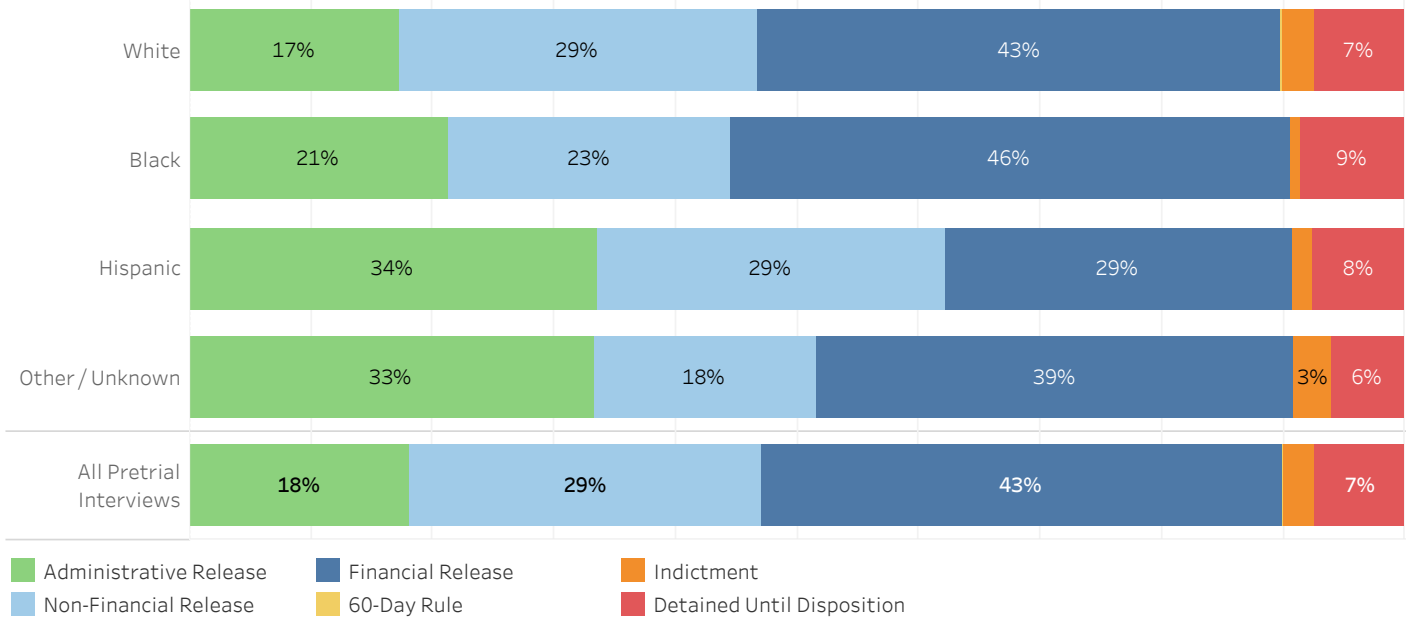
* 2019 Single-Race Population Estimates for Ages 15 and Older Only on CDC WONDER Online Database. Retrieved from <https://wonder.cdc.gov/wonder/help/single-race.html#Source> on November 3, 2021.



ADMINISTRATIVE OFFICE OF THE COURTS
Research and Statistics

District Court Pretrial Interviews with Custody Ending
CY2017-2021 OHIO COUNTY

Release Outcome Proportions by Defendant Race



Release Outcome Proportions by Defendant Race

		Administrative Release	Non-Financial Release	Financial Release	60-Day Rule	Indictment	Detained Until Disposition	All Pretrial Interviews
White	Interviews	541	917	1,349	5	81	233	3,126
	% of Interviews	17%	29%	43%	0%	3%	7%	100%
Black	Interviews	25	27	54	1	1	10	117
	% of Interviews	21%	23%	46%	1%	1%	9%	100%
Hispanic	Interviews	40	34	34	0	2	9	119
	% of Interviews	34%	29%	29%	0%	2%	8%	100%
Other/ Unknown	Interviews	11	6	13	0	1	2	33
	% of Interviews	33%	18%	39%	0%	3%	6%	100%
All Pretrial Interviews	Interviews	617	984	1,450	5	85	254	3,395
	% of Interviews	18%	29%	43%	0%	3%	7%	100%

* Data is provided from the Pretrial Information Management System

* Counts and percentages are of pretrial interviews.

* A single individual may have one or more pretrial interviews during the reported timeframe.

* 2019 Single-Race Population Estimates for Ages 15 and Older Only on CDC WONDER Online Database. Retrieved from <https://wonder.cdc.gov/wonder/help/single-race.html#Source> on November 3, 2021.

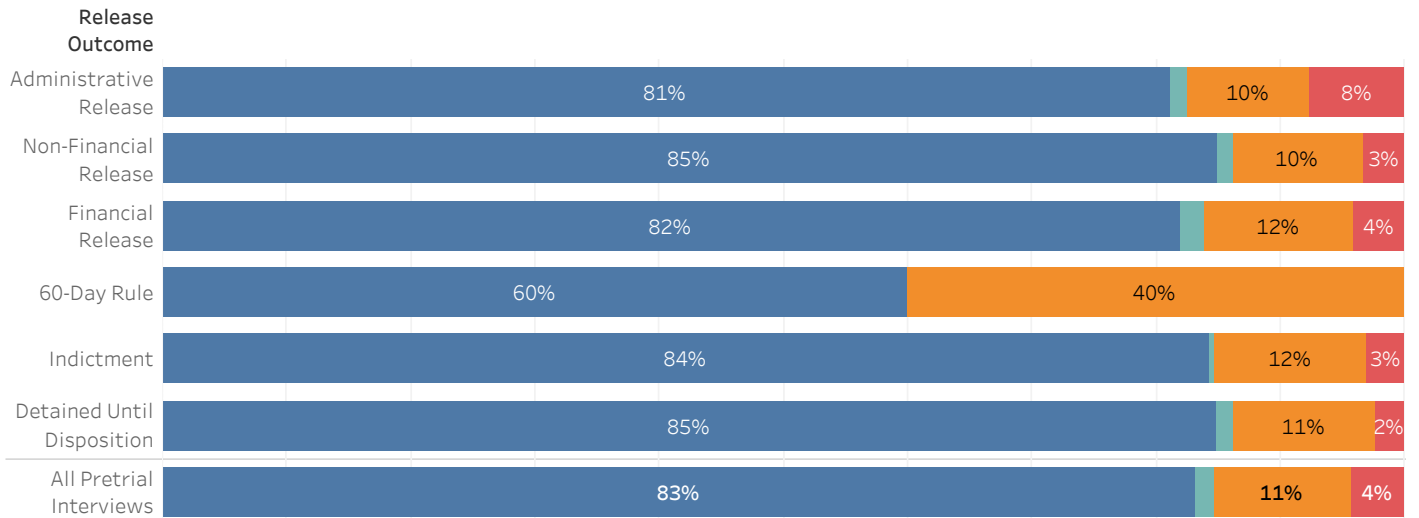


ADMINISTRATIVE OFFICE OF THE COURTS
Research and Statistics

District Court Pretrial Interviews with Custody Ending
CY2017-2021 OLDHAM COUNTY

White Black Hispanic Other/Unknown

Defendant Race Proportions by Release Outcome



Kentucky State Population*



Kentucky State Population*

White	Black	Hispanic	Other/Unknown	Total
3,112,654	297,705	118,427	112,664	3,641,450

Defendant Race Proportions by Release Outcome

		White	Black	Hispanic	Other / Unknown	Grand Total
Administrative Release	Interviews	976	118	92	16	1,202
	% of Interviews	81%	10%	8%	1%	100%
Non-Financial Release	Interviews	1,920	237	76	26	2,259
	% of Interviews	85%	10%	3%	1%	100%
Financial Release	Interviews	1,929	281	98	45	2,353
	% of Interviews	82%	12%	4%	2%	100%
60-Day Rule	Interviews	3	2			5
	% of Interviews	60%	40%			100%
Indictment	Interviews	193	28	7	1	229
	% of Interviews	84%	12%	3%	0%	100%
Detained Until Disposition	Interviews	668	90	19	10	787
	% of Interviews	85%	11%	2%	1%	100%
All Pretrial Interviews	Interviews	5,689	756	292	98	6,835
	% of Interviews	83%	11%	4%	1%	100%

* Data is provided from the Pretrial Information Management System

* Counts and percentages are of pretrial interviews.

* A single individual may have one or more pretrial interviews during the reported timeframe.

* 2019 Single-Race Population Estimates for Ages 15 and Older Only on CDC WONDER Online Database. Retrieved from <https://wonder.cdc.gov/wonder/help/single-race.html#Source> on November 3, 2021.

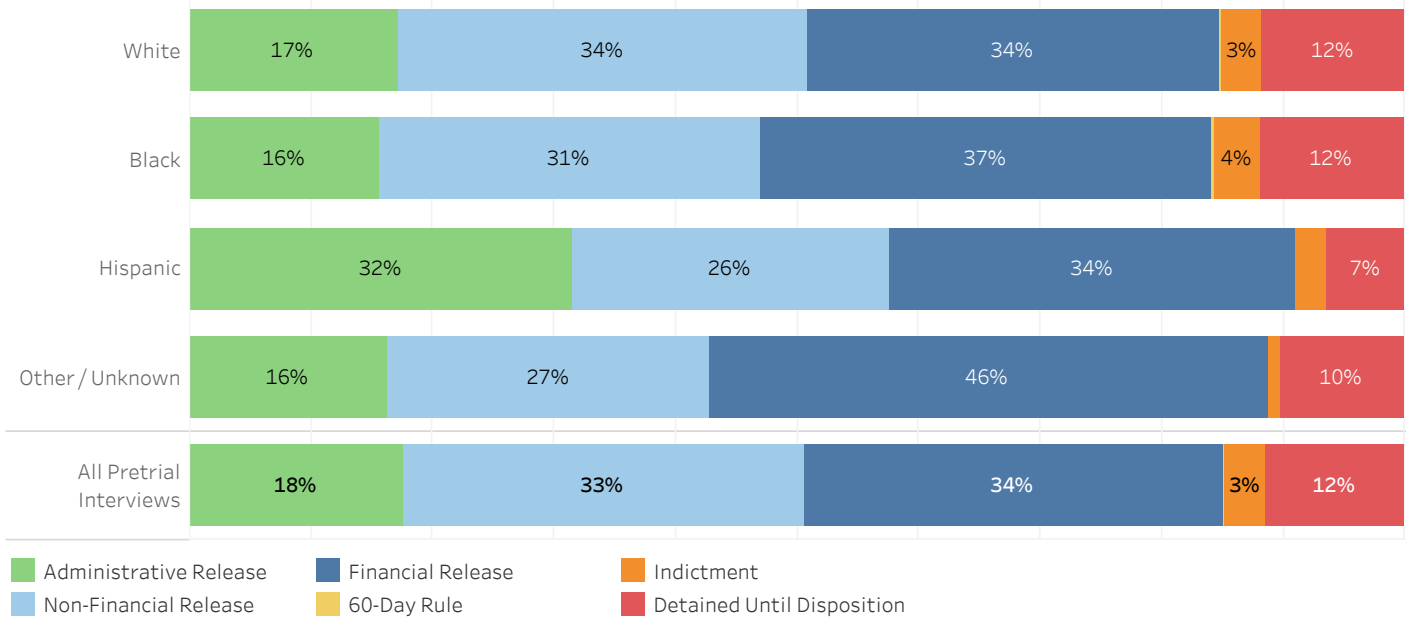


ADMINISTRATIVE OFFICE OF THE COURTS
Research and Statistics

19_PINS8020

District Court Pretrial Interviews with Custody Ending
CY2017-2021 OLDHAM COUNTY

Release Outcome Proportions by Defendant Race



Release Outcome Proportions by Defendant Race

		Administrative Release	Non-Financial Release	Financial Release	60-Day Rule	Indictment	Detained Until Disposition	All Pretrial Interviews
White	Interviews	976	1,920	1,929	3	193	668	5,689
	% of Interviews	17%	34%	34%	0%	3%	12%	100%
Black	Interviews	118	237	281	2	28	90	756
	% of Interviews	16%	31%	37%	0%	4%	12%	100%
Hispanic	Interviews	92	76	98		7	19	292
	% of Interviews	32%	26%	34%		2%	7%	100%
Other/ Unknown	Interviews	16	26	45		1	10	98
	% of Interviews	16%	27%	46%		1%	10%	100%
All Pretrial Interviews	Interviews	1,202	2,259	2,353	5	229	787	6,835
	% of Interviews	18%	33%	34%	0%	3%	12%	100%

* Data is provided from the Pretrial Information Management System

* Counts and percentages are of pretrial interviews.

* A single individual may have one or more pretrial interviews during the reported timeframe.

* 2019 Single-Race Population Estimates for Ages 15 and Older Only on CDC WONDER Online Database. Retrieved from <https://wonder.cdc.gov/wonder/help/single-race.html#Source> on November 3, 2021.



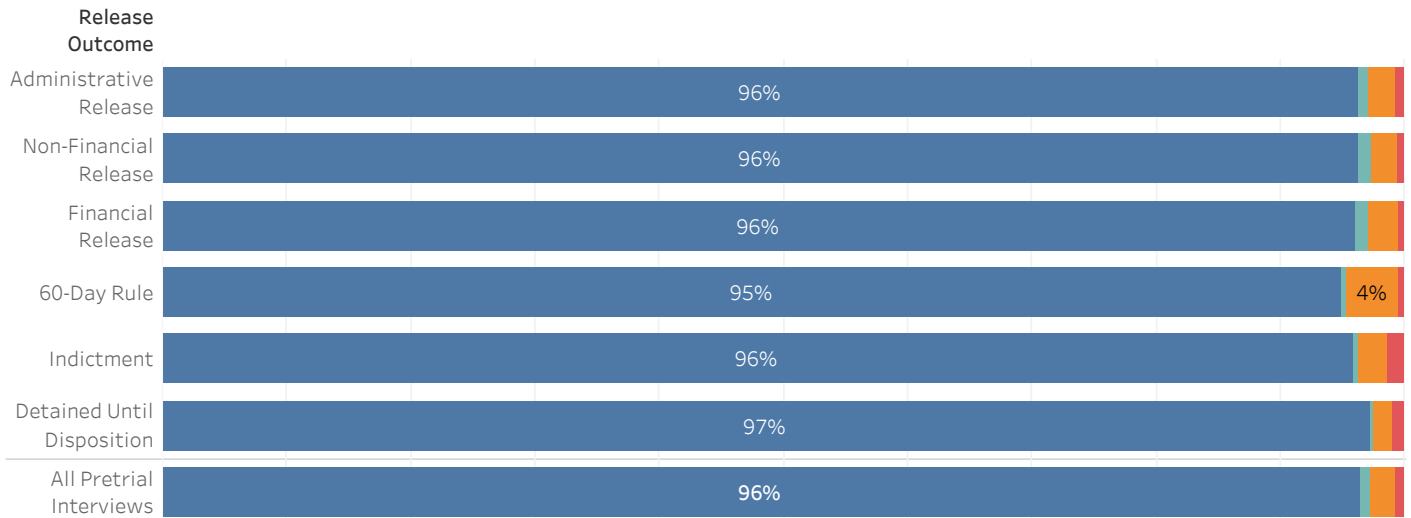
ADMINISTRATIVE OFFICE OF THE COURTS
Research and Statistics

19_PINS8020

District Court Pretrial Interviews with Custody Ending
CY2017-2021 PERRY COUNTY

White Black Hispanic Other/Unknown

Defendant Race Proportions by Release Outcome



Kentucky State Population*



Kentucky State Population*

White	Black	Hispanic	Other/Unknown	Total
3,112,654	297,705	118,427	112,664	3,641,450

Defendant Race Proportions by Release Outcome

		White	Black	Hispanic	Other / Unknown	Grand Total
Administrative Release	Interviews	1,753	40	13	15	1,821
	% of Interviews	96%	2%	1%	1%	100%
Non-Financial Release	Interviews	2,230	49	12	25	2,316
	% of Interviews	96%	2%	1%	1%	100%
Financial Release	Interviews	1,763	46	8	18	1,835
	% of Interviews	96%	3%	0%	1%	100%
60-Day Rule	Interviews	185	8	1	1	195
	% of Interviews	95%	4%	1%	1%	100%
Indictment	Interviews	210	5	3	1	219
	% of Interviews	96%	2%	1%	0%	100%
Detained Until Disposition	Interviews	1,759	27	17	5	1,808
	% of Interviews	97%	1%	1%	0%	100%
All Pretrial Interviews	Interviews	7,900	175	54	65	8,194
	% of Interviews	96%	2%	1%	1%	100%

* Data is provided from the Pretrial Information Management System

* Counts and percentages are of pretrial interviews.

* A single individual may have one or more pretrial interviews during the reported timeframe.

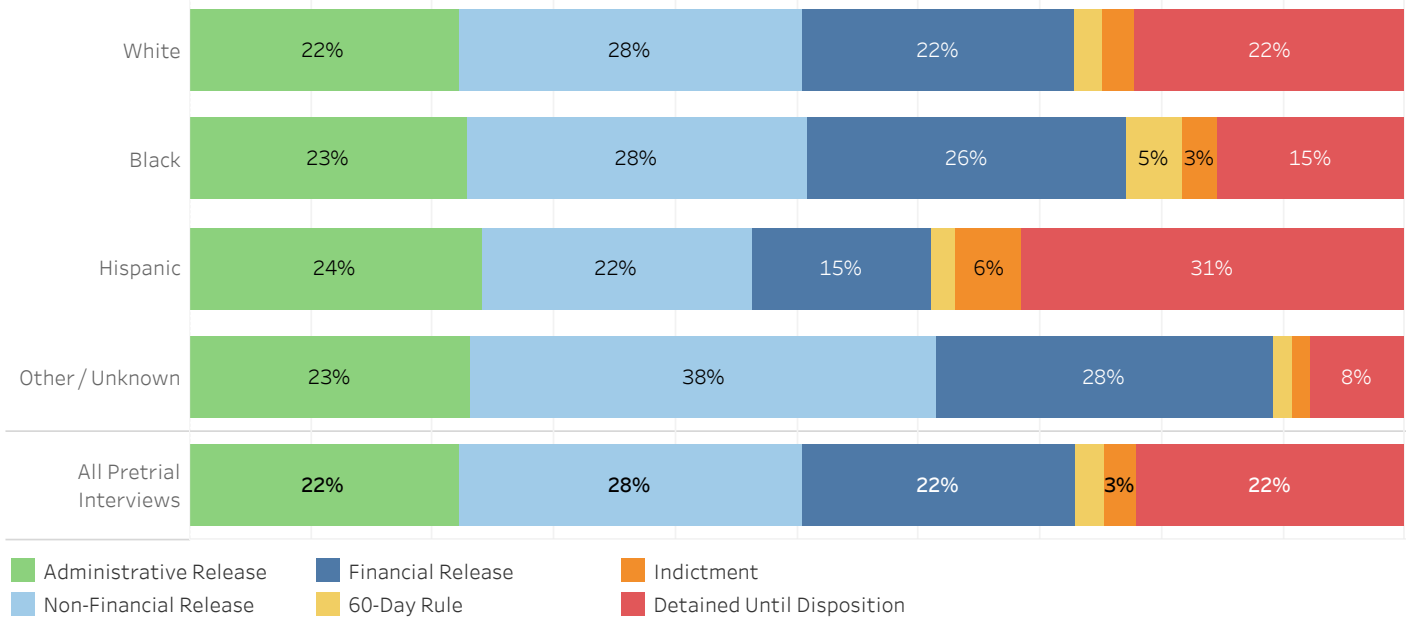
* 2019 Single-Race Population Estimates for Ages 15 and Older Only on CDC WONDER Online Database. Retrieved from <https://wonder.cdc.gov/wonder/help/single-race.html#Source> on November 3, 2021.



ADMINISTRATIVE OFFICE OF THE COURTS
Research and Statistics

District Court Pretrial Interviews with Custody Ending
CY2017-2021 PERRY COUNTY

Release Outcome Proportions by Defendant Race



Release Outcome Proportions by Defendant Race

		Administrative Release	Non-Financial Release	Financial Release	60-Day Rule	Indictment	Detained Until Disposition	All Pretrial Interviews
White	Interviews	1,753	2,230	1,763	185	210	1,759	7,900
	% of Interviews	22%	28%	22%	2%	3%	22%	100%
Black	Interviews	40	49	46	8	5	27	175
	% of Interviews	23%	28%	26%	5%	3%	15%	100%
Hispanic	Interviews	13	12	8	1	3	17	54
	% of Interviews	24%	22%	15%	2%	6%	31%	100%
Other/ Unknown	Interviews	15	25	18	1	1	5	65
	% of Interviews	23%	38%	28%	2%	2%	8%	100%
All Pretrial Interviews	Interviews	1,821	2,316	1,835	195	219	1,808	8,194
	% of Interviews	22%	28%	22%	2%	3%	22%	100%

* Data is provided from the Pretrial Information Management System

* Counts and percentages are of pretrial interviews.

* A single individual may have one or more pretrial interviews during the reported timeframe.

* 2019 Single-Race Population Estimates for Ages 15 and Older Only on CDC WONDER Online Database. Retrieved from <https://wonder.cdc.gov/wonder/help/single-race.html#Source> on November 3, 2021.



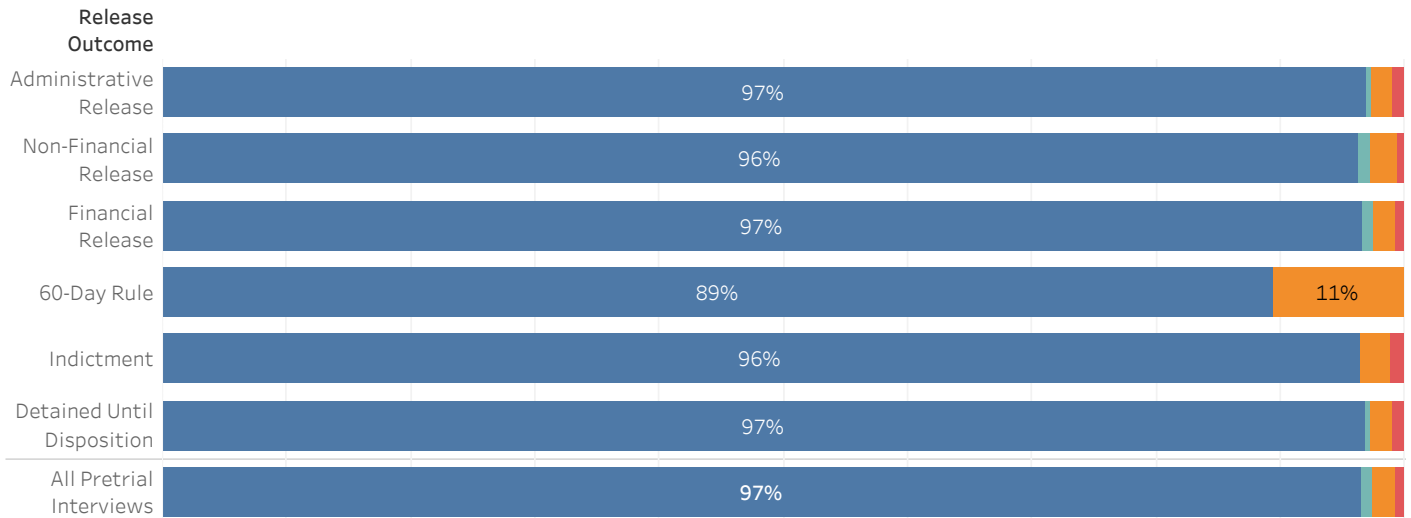
ADMINISTRATIVE OFFICE OF THE COURTS
Research and Statistics

19_PINS8020

District Court Pretrial Interviews with Custody Ending
CY2017-2021 PIKE COUNTY

White Black Hispanic Other/Unknown

Defendant Race Proportions by Release Outcome



Kentucky State Population*



Kentucky State Population*

White	Black	Hispanic	Other/Unknown	Total
3,112,654	297,705	118,427	112,664	3,641,450

Defendant Race Proportions by Release Outcome

		White	Black	Hispanic	Other / Unknown	Grand Total
Administrative Release	Interviews	2,024	35	20	9	2,088
	% of Interviews	97%	2%	1%	0%	100%
Non-Financial Release	Interviews	2,356	56	13	23	2,448
	% of Interviews	96%	2%	1%	1%	100%
Financial Release	Interviews	4,267	81	29	42	4,419
	% of Interviews	97%	2%	1%	1%	100%
60-Day Rule	Interviews	17	2			19
	% of Interviews	89%	11%			100%
Indictment	Interviews	271	7	3		281
	% of Interviews	96%	2%	1%		100%
Detained Until Disposition	Interviews	1,305	24	13	5	1,347
	% of Interviews	97%	2%	1%	0%	100%
All Pretrial Interviews	Interviews	10,240	205	78	79	10,602
	% of Interviews	97%	2%	1%	1%	100%

* Data is provided from the Pretrial Information Management System

* Counts and percentages are of pretrial interviews.

* A single individual may have one or more pretrial interviews during the reported timeframe.

* 2019 Single-Race Population Estimates for Ages 15 and Older Only on CDC WONDER Online Database. Retrieved from <https://wonder.cdc.gov/wonder/help/single-race.html#Source> on November 3, 2021.

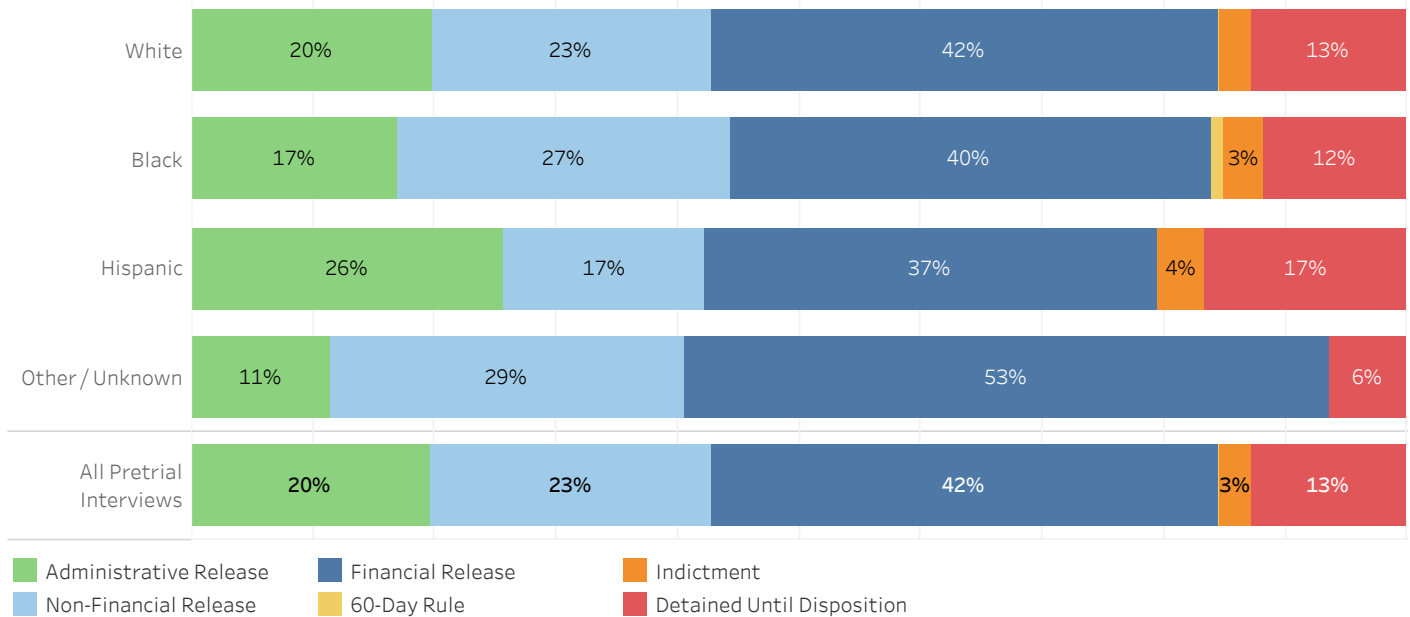


ADMINISTRATIVE OFFICE OF THE COURTS
Research and Statistics

19_PINS8020

District Court Pretrial Interviews with Custody Ending
CY2017-2021 PIKE COUNTY

Release Outcome Proportions by Defendant Race



Release Outcome Proportions by Defendant Race

		Administrative Release	Non-Financial Release	Financial Release	60-Day Rule	Indictment	Detained Until Disposition	All Pretrial Interviews
White	Interviews	2,024	2,356	4,267	17	271	1,305	10,240
	% of Interviews	20%	23%	42%	0%	3%	13%	100%
Black	Interviews	35	56	81	2	7	24	205
	% of Interviews	17%	27%	40%	1%	3%	12%	100%
Hispanic	Interviews	20	13	29	0	3	13	78
	% of Interviews	26%	17%	37%	0%	4%	17%	100%
Other/ Unknown	Interviews	9	23	42	0	0	5	79
	% of Interviews	11%	29%	53%	0%	0%	6%	100%
All Pretrial Interviews	Interviews	2,088	2,448	4,419	19	281	1,347	10,602
	% of Interviews	20%	23%	42%	0%	3%	13%	100%

* Data is provided from the Pretrial Information Management System

* Counts and percentages are of pretrial interviews.

* A single individual may have one or more pretrial interviews during the reported timeframe.

* 2019 Single-Race Population Estimates for Ages 15 and Older Only on CDC WONDER Online Database. Retrieved from <https://wonder.cdc.gov/wonder/help/single-race.html#Source> on November 3, 2021.



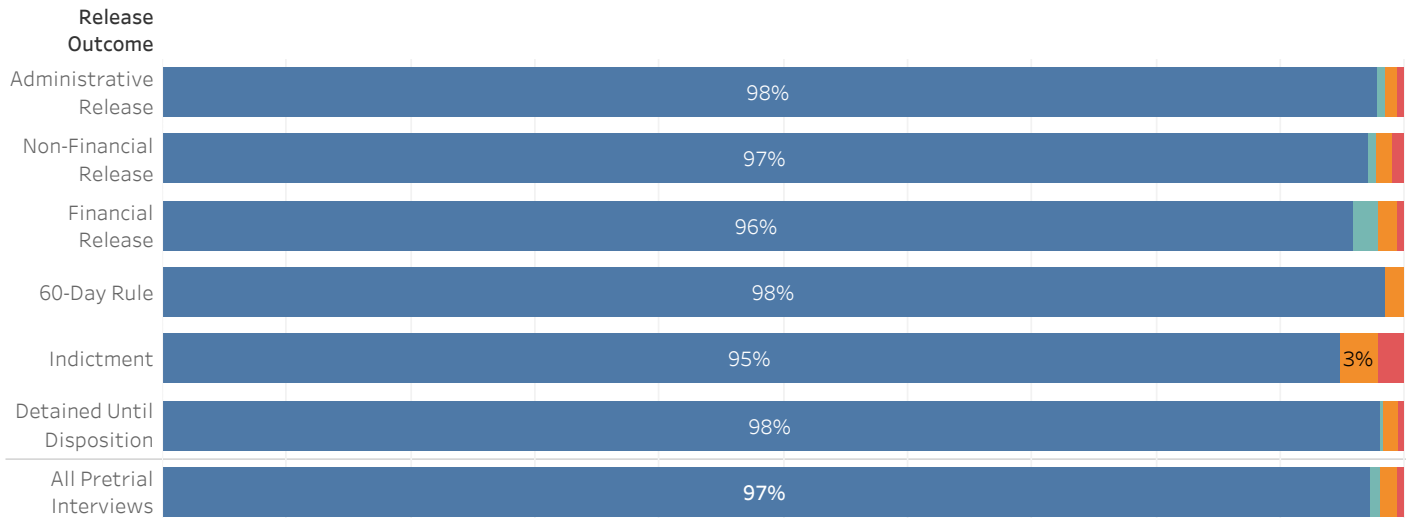
ADMINISTRATIVE OFFICE OF THE COURTS
Research and Statistics

19_PINS8020

District Court Pretrial Interviews with Custody Ending
CY2017-2021 POWELL COUNTY

White Black Hispanic Other/Unknown

Defendant Race Proportions by Release Outcome



Kentucky State Population*



Kentucky State Population*

White	Black	Hispanic	Other/Unknown	Total
3,112,654	297,705	118,427	112,664	3,641,450

Defendant Race Proportions by Release Outcome

		White	Black	Hispanic	Other / Unknown	Grand Total
Administrative Release	Interviews	761	8	4	5	778
	% of Interviews	98%	1%	1%	1%	100%
Non-Financial Release	Interviews	925	12	9	6	952
	% of Interviews	97%	1%	1%	1%	100%
Financial Release	Interviews	550	9	3	12	574
	% of Interviews	96%	2%	1%	2%	100%
60-Day Rule	Interviews	62	1			63
	% of Interviews	98%	2%			100%
Indictment	Interviews	90	3	2		95
	% of Interviews	95%	3%	2%		100%
Detained Until Disposition	Interviews	946	12	4	3	965
	% of Interviews	98%	1%	0%	0%	100%
All Pretrial Interviews	Interviews	3,334	45	22	26	3,427
	% of Interviews	97%	1%	1%	1%	100%

* Data is provided from the Pretrial Information Management System

* Counts and percentages are of pretrial interviews.

* A single individual may have one or more pretrial interviews during the reported timeframe.

* 2019 Single-Race Population Estimates for Ages 15 and Older Only on CDC WONDER Online Database. Retrieved from <https://wonder.cdc.gov/wonder/help/single-race.html#Source> on November 3, 2021.

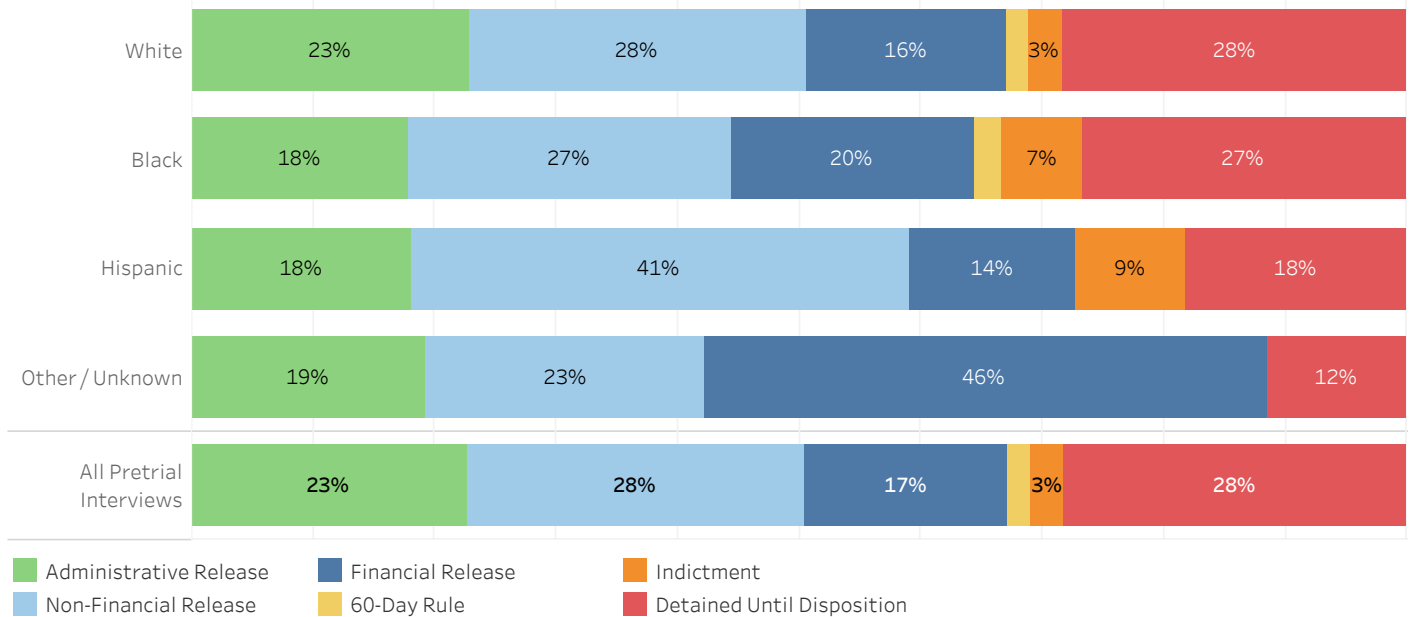


ADMINISTRATIVE OFFICE OF THE COURTS
Research and Statistics

19_PINS8020

District Court Pretrial Interviews with Custody Ending
CY2017-2021 POWELL COUNTY

Release Outcome Proportions by Defendant Race



Release Outcome Proportions by Defendant Race

		Administrative Release	Non-Financial Release	Financial Release	60-Day Rule	Indictment	Detained Until Disposition	All Pretrial Interviews
White	Interviews	761	925	550	62	90	946	3,334
	% of Interviews	23%	28%	16%	2%	3%	28%	100%
Black	Interviews	8	12	9	1	3	12	45
	% of Interviews	18%	27%	20%	2%	7%	27%	100%
Hispanic	Interviews	4	9	3		2	4	22
	% of Interviews	18%	41%	14%		9%	18%	100%
Other/ Unknown	Interviews	5	6	12			3	26
	% of Interviews	19%	23%	46%			12%	100%
All Pretrial Interviews	Interviews	778	952	574	63	95	965	3,427
	% of Interviews	23%	28%	17%	2%	3%	28%	100%

* Data is provided from the Pretrial Information Management System

* Counts and percentages are of pretrial interviews.

* A single individual may have one or more pretrial interviews during the reported timeframe.

* 2019 Single-Race Population Estimates for Ages 15 and Older Only on CDC WONDER Online Database. Retrieved from <https://wonder.cdc.gov/wonder/help/single-race.html#Source> on November 3, 2021.



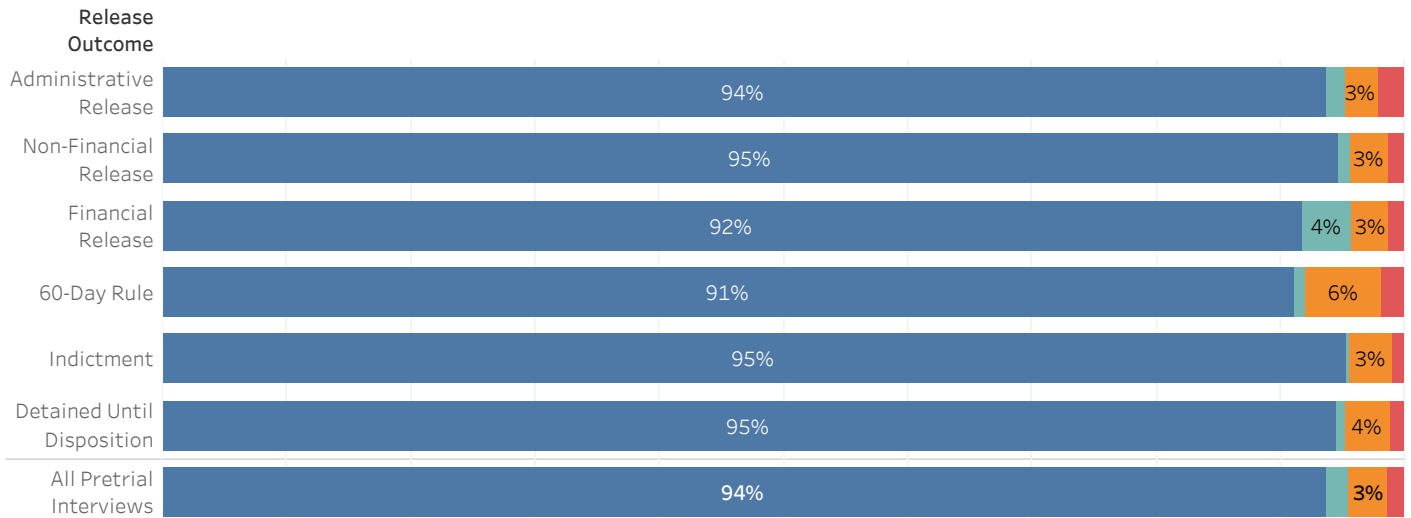
ADMINISTRATIVE OFFICE OF THE COURTS
Research and Statistics

19_PINS8020

District Court Pretrial Interviews with Custody Ending
CY2017-2021 PULASKI COUNTY

White Black Hispanic Other/Unknown

Defendant Race Proportions by Release Outcome



Kentucky State Population*



Kentucky State Population*

White	Black	Hispanic	Other/Unknown	Total
3,112,654	297,705	118,427	112,664	3,641,450

Defendant Race Proportions by Release Outcome

		White	Black	Hispanic	Other / Unknown	Grand Total
Administrative Release	Interviews	2,228	63	50	38	2,379
	% of Interviews	94%	3%	2%	2%	100%
Non-Financial Release	Interviews	4,262	142	56	46	4,506
	% of Interviews	95%	3%	1%	1%	100%
Financial Release	Interviews	2,529	85	34	107	2,755
	% of Interviews	92%	3%	1%	4%	100%
60-Day Rule	Interviews	196	13	4	2	215
	% of Interviews	91%	6%	2%	1%	100%
Indictment	Interviews	285	10	3	1	299
	% of Interviews	95%	3%	1%	0%	100%
Detained Until Disposition	Interviews	2,288	90	26	16	2,420
	% of Interviews	95%	4%	1%	1%	100%
All Pretrial Interviews	Interviews	11,788	403	173	210	12,574
	% of Interviews	94%	3%	1%	2%	100%

* Data is provided from the Pretrial Information Management System

* Counts and percentages are of pretrial interviews.

* A single individual may have one or more pretrial interviews during the reported timeframe.

* 2019 Single-Race Population Estimates for Ages 15 and Older Only on CDC WONDER Online Database. Retrieved from <https://wonder.cdc.gov/wonder/help/single-race.html#Source> on November 3, 2021.

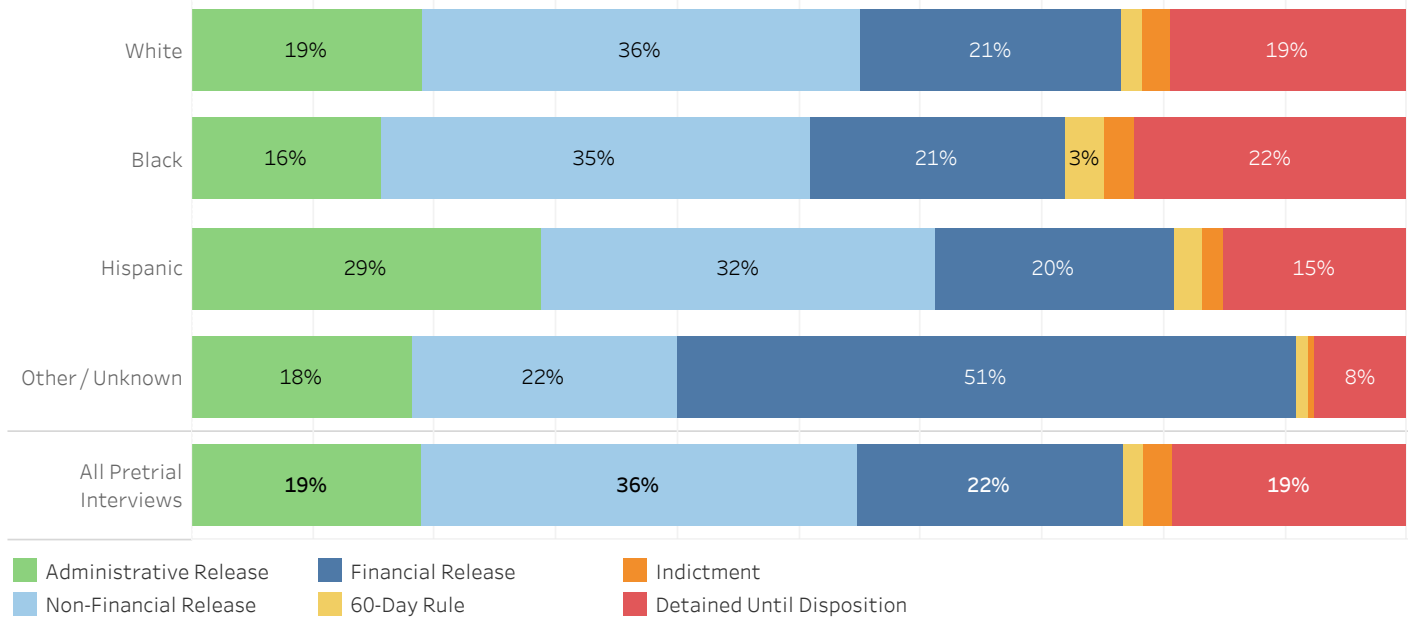


ADMINISTRATIVE OFFICE OF THE COURTS
Research and Statistics

19_PINS8020

District Court Pretrial Interviews with Custody Ending
CY2017-2021 PULASKI COUNTY

Release Outcome Proportions by Defendant Race



Release Outcome Proportions by Defendant Race

		Administrative Release	Non-Financial Release	Financial Release	60-Day Rule	Indictment	Detained Until Disposition	All Pretrial Interviews
White	Interviews	2,228	4,262	2,529	196	285	2,288	11,788
	% of Interviews	19%	36%	21%	2%	2%	19%	100%
Black	Interviews	63	142	85	13	10	90	403
	% of Interviews	16%	35%	21%	3%	2%	22%	100%
Hispanic	Interviews	50	56	34	4	3	26	173
	% of Interviews	29%	32%	20%	2%	2%	15%	100%
Other/ Unknown	Interviews	38	46	107	2	1	16	210
	% of Interviews	18%	22%	51%	1%	0%	8%	100%
All Pretrial Interviews	Interviews	2,379	4,506	2,755	215	299	2,420	12,574
	% of Interviews	19%	36%	22%	2%	2%	19%	100%

* Data is provided from the Pretrial Information Management System

* Counts and percentages are of pretrial interviews.

* A single individual may have one or more pretrial interviews during the reported timeframe.

* 2019 Single-Race Population Estimates for Ages 15 and Older Only on CDC WONDER Online Database. Retrieved from <https://wonder.cdc.gov/wonder/help/single-race.html#Source> on November 3, 2021.



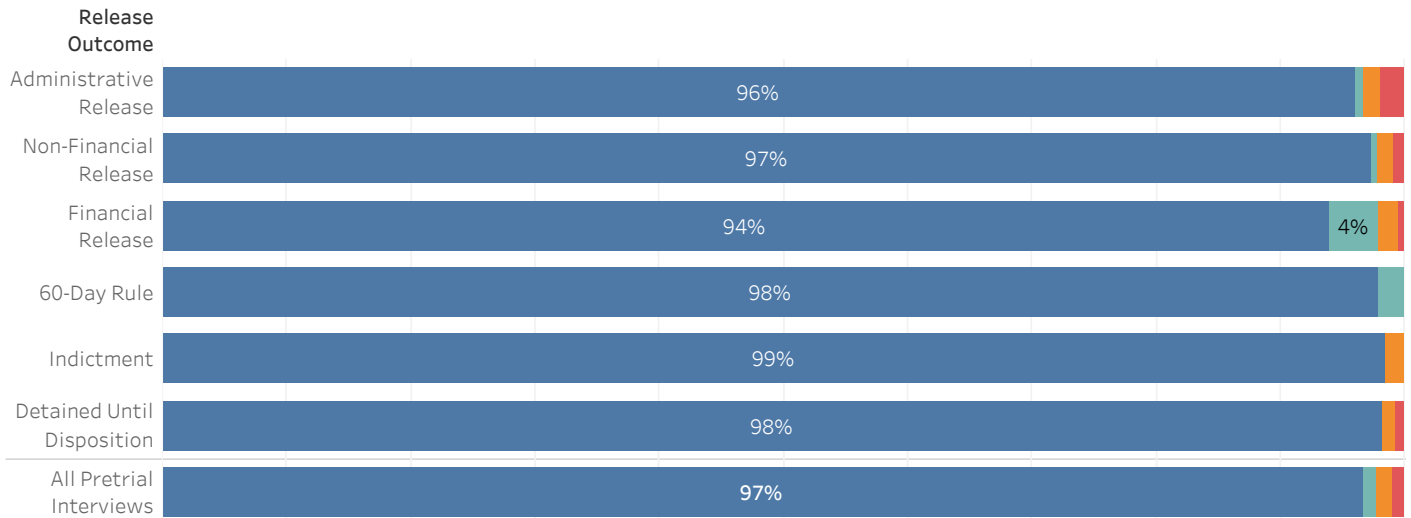
ADMINISTRATIVE OFFICE OF THE COURTS
Research and Statistics

19_PINS8020

District Court Pretrial Interviews with Custody Ending
CY2017-2021 ROCKCASTLE COUNTY

White Black Hispanic Other/Unknown

Defendant Race Proportions by Release Outcome



Kentucky State Population*



Kentucky State Population*

White	Black	Hispanic	Other/Unknown	Total
3,112,654	297,705	118,427	112,664	3,641,450

Defendant Race Proportions by Release Outcome

		White	Black	Hispanic	Other / Unknown	Grand Total
Administrative Release	Interviews	796	12	16	5	829
	% of Interviews	96%	1%	2%	1%	100%
Non-Financial Release	Interviews	1,736	23	16	8	1,783
	% of Interviews	97%	1%	1%	0%	100%
Financial Release	Interviews	682	12	3	29	726
	% of Interviews	94%	2%	0%	4%	100%
60-Day Rule	Interviews	47			1	48
	% of Interviews	98%			2%	100%
Indictment	Interviews	67	1			68
	% of Interviews	99%	1%			100%
Detained Until Disposition	Interviews	958	10	7	1	976
	% of Interviews	98%	1%	1%	0%	100%
All Pretrial Interviews	Interviews	4,286	58	42	44	4,430
	% of Interviews	97%	1%	1%	1%	100%

* Data is provided from the Pretrial Information Management System

* Counts and percentages are of pretrial interviews.

* A single individual may have one or more pretrial interviews during the reported timeframe.

* 2019 Single-Race Population Estimates for Ages 15 and Older Only on CDC WONDER Online Database. Retrieved from <https://wonder.cdc.gov/wonder/help/single-race.html#Source> on November 3, 2021.

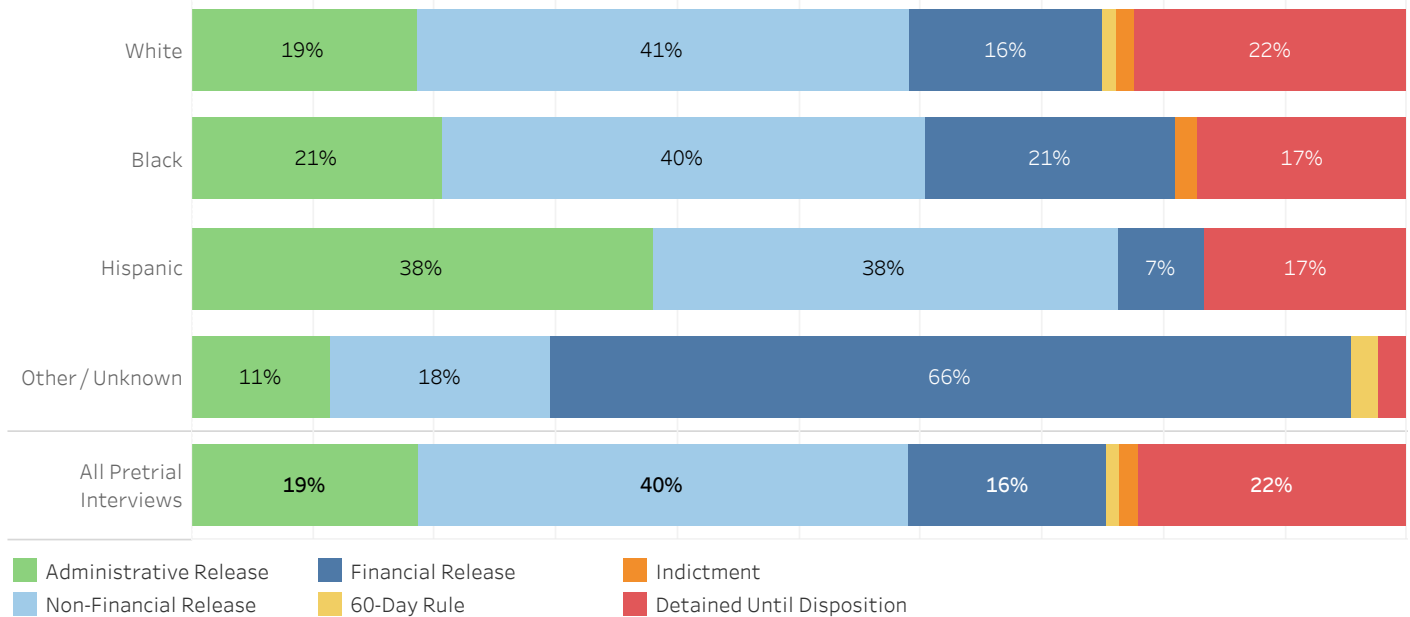


ADMINISTRATIVE OFFICE OF THE COURTS
Research and Statistics

19_PINS8020

District Court Pretrial Interviews with Custody Ending
CY2017-2021 ROCKCASTLE COUNTY

Release Outcome Proportions by Defendant Race



Release Outcome Proportions by Defendant Race

		Administrative Release	Non-Financial Release	Financial Release	60-Day Rule	Indictment	Detained Until Disposition	All Pretrial Interviews
White	Interviews	796	1,736	682	47	67	958	4,286
	% of Interviews	19%	41%	16%	1%	2%	22%	100%
Black	Interviews	12	23	12	1	1	10	58
	% of Interviews	21%	40%	21%	2%	2%	17%	100%
Hispanic	Interviews	16	16	3	0	0	7	42
	% of Interviews	38%	38%	7%	0%	0%	17%	100%
Other/ Unknown	Interviews	5	8	29	1	0	1	44
	% of Interviews	11%	18%	66%	2%	0%	2%	100%
All Pretrial Interviews	Interviews	829	1,783	726	48	68	976	4,430
	% of Interviews	19%	40%	16%	1%	2%	22%	100%

* Data is provided from the Pretrial Information Management System

* Counts and percentages are of pretrial interviews.

* A single individual may have one or more pretrial interviews during the reported timeframe.

* 2019 Single-Race Population Estimates for Ages 15 and Older Only on CDC WONDER Online Database. Retrieved from <https://wonder.cdc.gov/wonder/help/single-race.html#Source> on November 3, 2021.



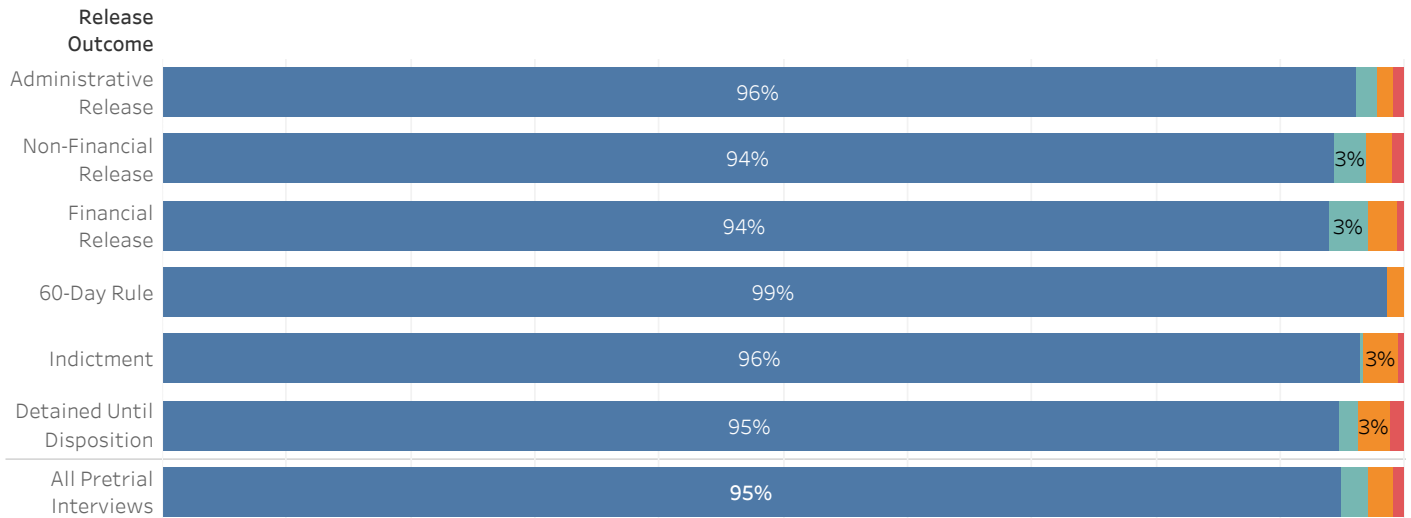
ADMINISTRATIVE OFFICE OF THE COURTS
Research and Statistics

19_PINS8020

District Court Pretrial Interviews with Custody Ending
CY2017-2021 ROWAN COUNTY

White Black Hispanic Other/Unknown

Defendant Race Proportions by Release Outcome



Kentucky State Population*



Kentucky State Population*

White	Black	Hispanic	Other/Unknown	Total
3,112,654	297,705	118,427	112,664	3,641,450

Defendant Race Proportions by Release Outcome

		White	Black	Hispanic	Other / Unknown	Grand Total
Administrative Release	Interviews	1,259	18	11	21	1,309
	% of Interviews	96%	1%	1%	2%	100%
Non-Financial Release	Interviews	2,508	53	27	69	2,657
	% of Interviews	94%	2%	1%	3%	100%
Financial Release	Interviews	911	22	6	31	970
	% of Interviews	94%	2%	1%	3%	100%
60-Day Rule	Interviews	74	1			75
	% of Interviews	99%	1%			100%
Indictment	Interviews	378	11	2	1	392
	% of Interviews	96%	3%	1%	0%	100%
Detained Until Disposition	Interviews	851	23	10	14	898
	% of Interviews	95%	3%	1%	2%	100%
All Pretrial Interviews	Interviews	5,981	128	56	136	6,301
	% of Interviews	95%	2%	1%	2%	100%

* Data is provided from the Pretrial Information Management System

* Counts and percentages are of pretrial interviews.

* A single individual may have one or more pretrial interviews during the reported timeframe.

* 2019 Single-Race Population Estimates for Ages 15 and Older Only on CDC WONDER Online Database. Retrieved from <https://wonder.cdc.gov/wonder/help/single-race.html#Source> on November 3, 2021.

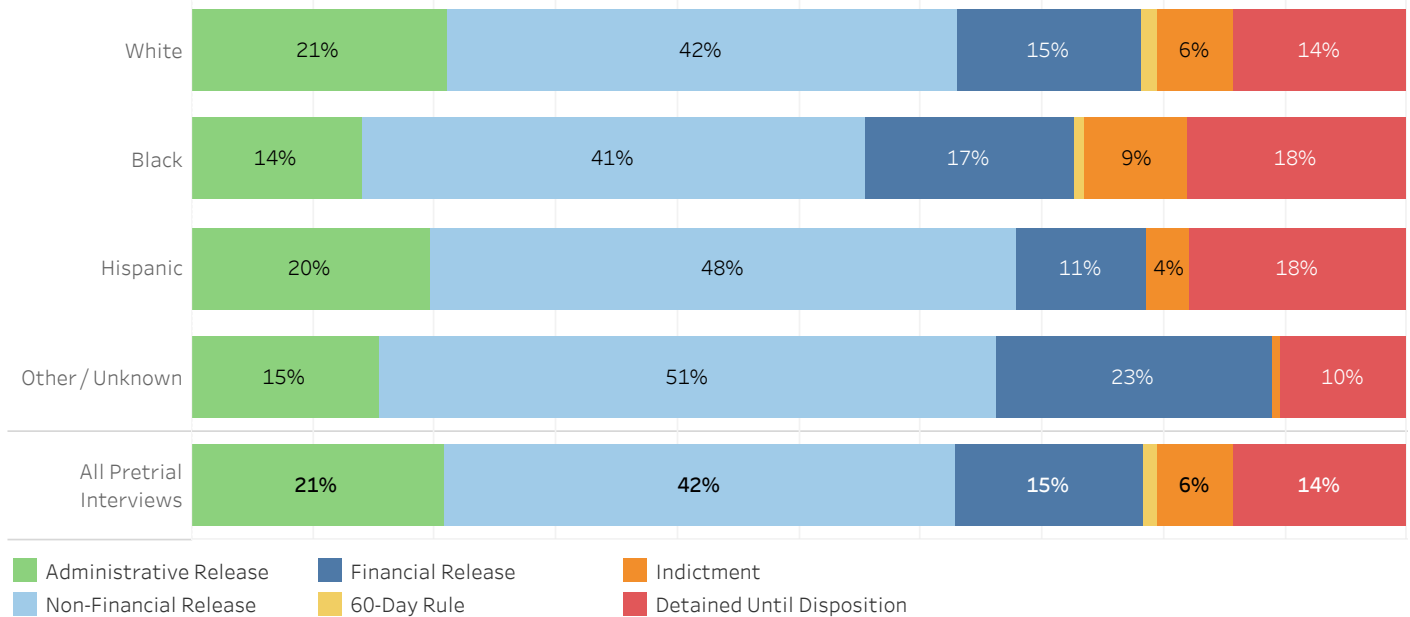


ADMINISTRATIVE OFFICE OF THE COURTS
Research and Statistics

19_PINS8020

District Court Pretrial Interviews with Custody Ending
CY2017-2021 ROWAN COUNTY

Release Outcome Proportions by Defendant Race



Release Outcome Proportions by Defendant Race

		Administrative Release	Non-Financial Release	Financial Release	60-Day Rule	Indictment	Detained Until Disposition	All Pretrial Interviews
White	Interviews	1,259	2,508	911	74	378	851	5,981
	% of Interviews	21%	42%	15%	1%	6%	14%	100%
Black	Interviews	18	53	22	1	11	23	128
	% of Interviews	14%	41%	17%	1%	9%	18%	100%
Hispanic	Interviews	11	27	6	0	2	10	56
	% of Interviews	20%	48%	11%	0%	4%	18%	100%
Other/Unknown	Interviews	21	69	31	0	1	14	136
	% of Interviews	15%	51%	23%	0%	1%	10%	100%
All Pretrial Interviews	Interviews	1,309	2,657	970	75	392	898	6,301
	% of Interviews	21%	42%	15%	1%	6%	14%	100%

* Data is provided from the Pretrial Information Management System

* Counts and percentages are of pretrial interviews.

* A single individual may have one or more pretrial interviews during the reported timeframe.

* 2019 Single-Race Population Estimates for Ages 15 and Older Only on CDC WONDER Online Database. Retrieved from <https://wonder.cdc.gov/wonder/help/single-race.html#Source> on November 3, 2021.



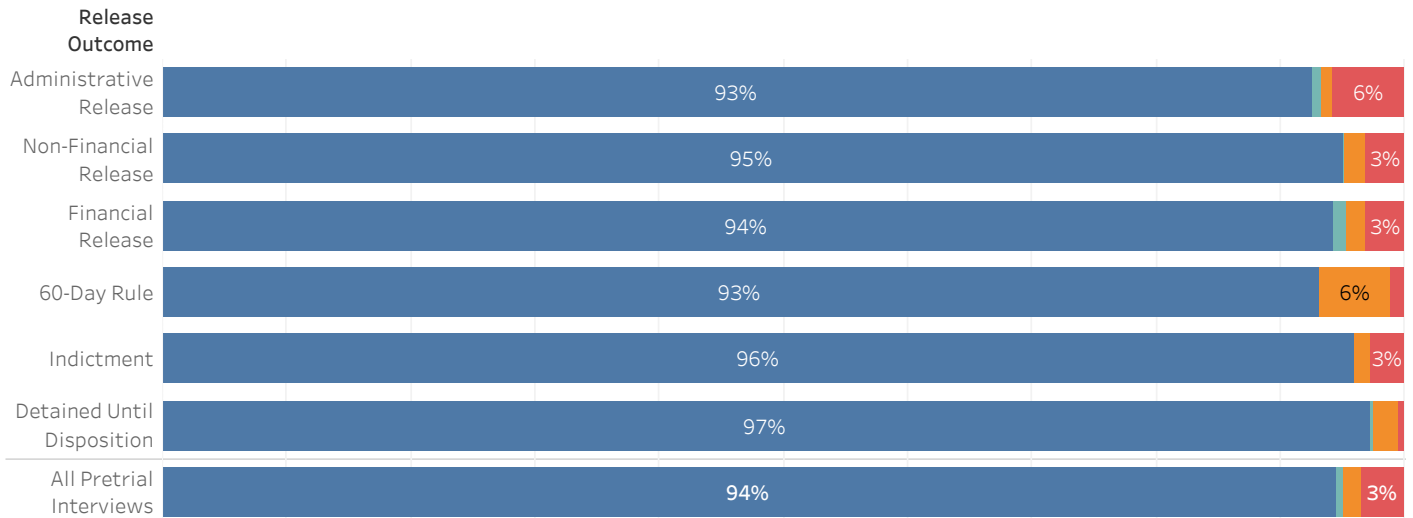
ADMINISTRATIVE OFFICE OF THE COURTS
Research and Statistics

19_PINS8020

District Court Pretrial Interviews with Custody Ending
CY2017-2021 RUSSELL COUNTY

White Black Hispanic Other/Unknown

Defendant Race Proportions by Release Outcome



Kentucky State Population*



Kentucky State Population*

White	Black	Hispanic	Other/Unknown	Total
3,112,654	297,705	118,427	112,664	3,641,450

Defendant Race Proportions by Release Outcome

		White	Black	Hispanic	Other / Unknown	Grand Total
Administrative Release	Interviews	826	9	51	6	892
	% of Interviews	93%	1%	6%	1%	100%
Non-Financial Release	Interviews	1,294	21	44	3	1,362
	% of Interviews	95%	2%	3%	0%	100%
Financial Release	Interviews	1,167	18	40	14	1,239
	% of Interviews	94%	1%	3%	1%	100%
60-Day Rule	Interviews	81	5	1		87
	% of Interviews	93%	6%	1%		100%
Indictment	Interviews	170	2	5		177
	% of Interviews	96%	1%	3%		100%
Detained Until Disposition	Interviews	425	9	2	1	437
	% of Interviews	97%	2%	0%	0%	100%
All Pretrial Interviews	Interviews	3,963	64	143	24	4,194
	% of Interviews	94%	2%	3%	1%	100%

* Data is provided from the Pretrial Information Management System

* Counts and percentages are of pretrial interviews.

* A single individual may have one or more pretrial interviews during the reported timeframe.

* 2019 Single-Race Population Estimates for Ages 15 and Older Only on CDC WONDER Online Database. Retrieved from <https://wonder.cdc.gov/wonder/help/single-race.html#Source> on November 3, 2021.

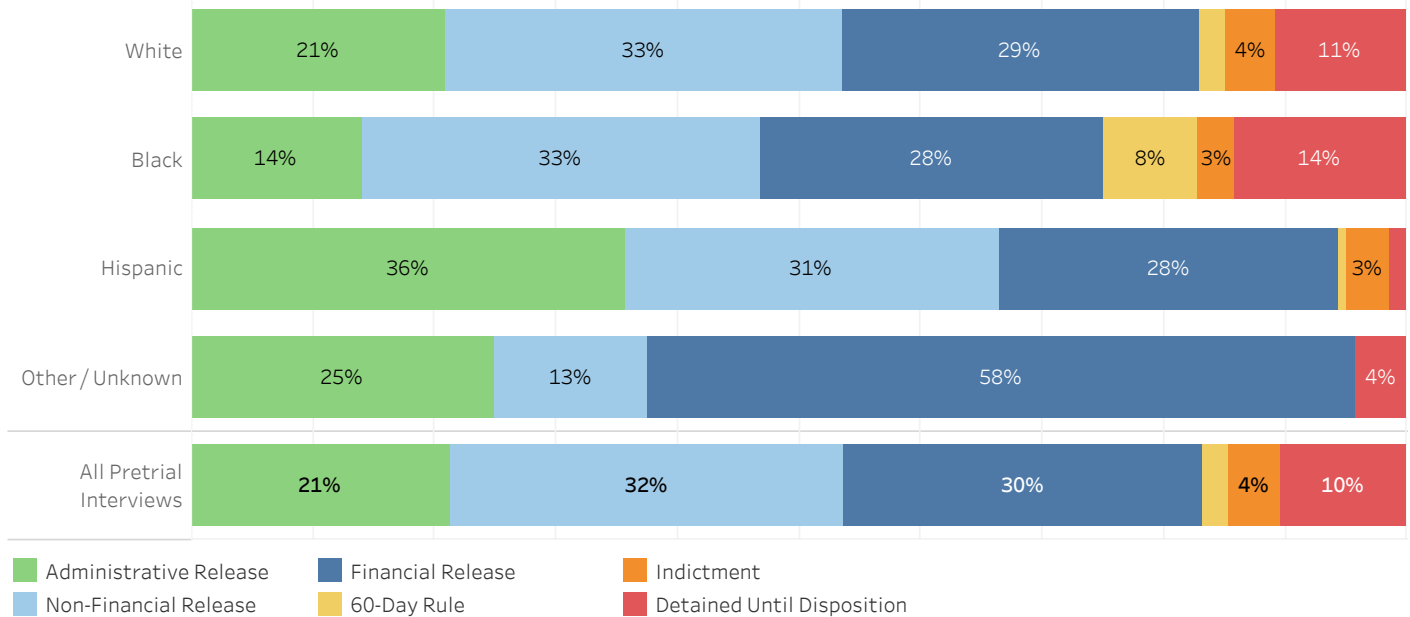


ADMINISTRATIVE OFFICE OF THE COURTS
Research and Statistics

19_PINS8020

District Court Pretrial Interviews with Custody Ending
CY2017-2021 RUSSELL COUNTY

Release Outcome Proportions by Defendant Race



Release Outcome Proportions by Defendant Race

		Administrative Release	Non-Financial Release	Financial Release	60-Day Rule	Indictment	Detained Until Disposition	All Pretrial Interviews
White	Interviews	826	1,294	1,167	81	170	425	3,963
	% of Interviews	21%	33%	29%	2%	4%	11%	100%
Black	Interviews	9	21	18	5	2	9	64
	% of Interviews	14%	33%	28%	8%	3%	14%	100%
Hispanic	Interviews	51	44	40	1	5	2	143
	% of Interviews	36%	31%	28%	1%	3%	1%	100%
Other/ Unknown	Interviews	6	3	14	0	0	1	24
	% of Interviews	25%	13%	58%	0%	0%	4%	100%
All Pretrial Interviews	Interviews	892	1,362	1,239	87	177	437	4,194
	% of Interviews	21%	32%	30%	2%	4%	10%	100%

* Data is provided from the Pretrial Information Management System

* Counts and percentages are of pretrial interviews.

* A single individual may have one or more pretrial interviews during the reported timeframe.

* 2019 Single-Race Population Estimates for Ages 15 and Older Only on CDC WONDER Online Database. Retrieved from <https://wonder.cdc.gov/wonder/help/single-race.html#Source> on November 3, 2021.



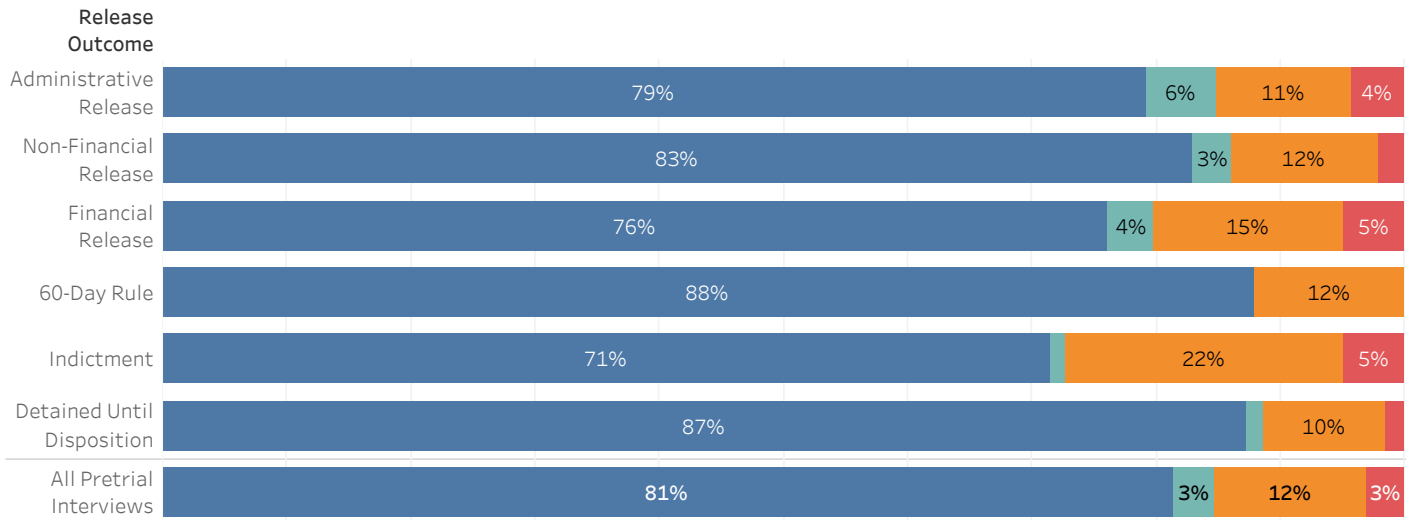
ADMINISTRATIVE OFFICE OF THE COURTS
Research and Statistics

19_PINS8020

District Court Pretrial Interviews with Custody Ending
CY2017-2021 SCOTT COUNTY

White Black Hispanic Other/Unknown

Defendant Race Proportions by Release Outcome



Kentucky State Population*



Kentucky State Population*

White	Black	Hispanic	Other/Unknown	Total
3,112,654	297,705	118,427	112,664	3,641,450

Defendant Race Proportions by Release Outcome

		White	Black	Hispanic	Other / Unknown	Grand Total
Administrative Release	Interviews	1,149	160	61	81	1,451
	% of Interviews	79%	11%	4%	6%	100%
Non-Financial Release	Interviews	2,252	320	58	88	2,718
	% of Interviews	83%	12%	2%	3%	100%
Financial Release	Interviews	1,252	251	81	62	1,646
	% of Interviews	76%	15%	5%	4%	100%
60-Day Rule	Interviews	22	3			25
	% of Interviews	88%	12%			100%
Indictment	Interviews	115	36	8	2	161
	% of Interviews	71%	22%	5%	1%	100%
Detained Until Disposition	Interviews	1,346	152	23	20	1,541
	% of Interviews	87%	10%	1%	1%	100%
All Pretrial Interviews	Interviews	6,136	922	231	253	7,542
	% of Interviews	81%	12%	3%	3%	100%

* Data is provided from the Pretrial Information Management System

* Counts and percentages are of pretrial interviews.

* A single individual may have one or more pretrial interviews during the reported timeframe.

* 2019 Single-Race Population Estimates for Ages 15 and Older Only on CDC WONDER Online Database. Retrieved from <https://wonder.cdc.gov/wonder/help/single-race.html#Source> on November 3, 2021.

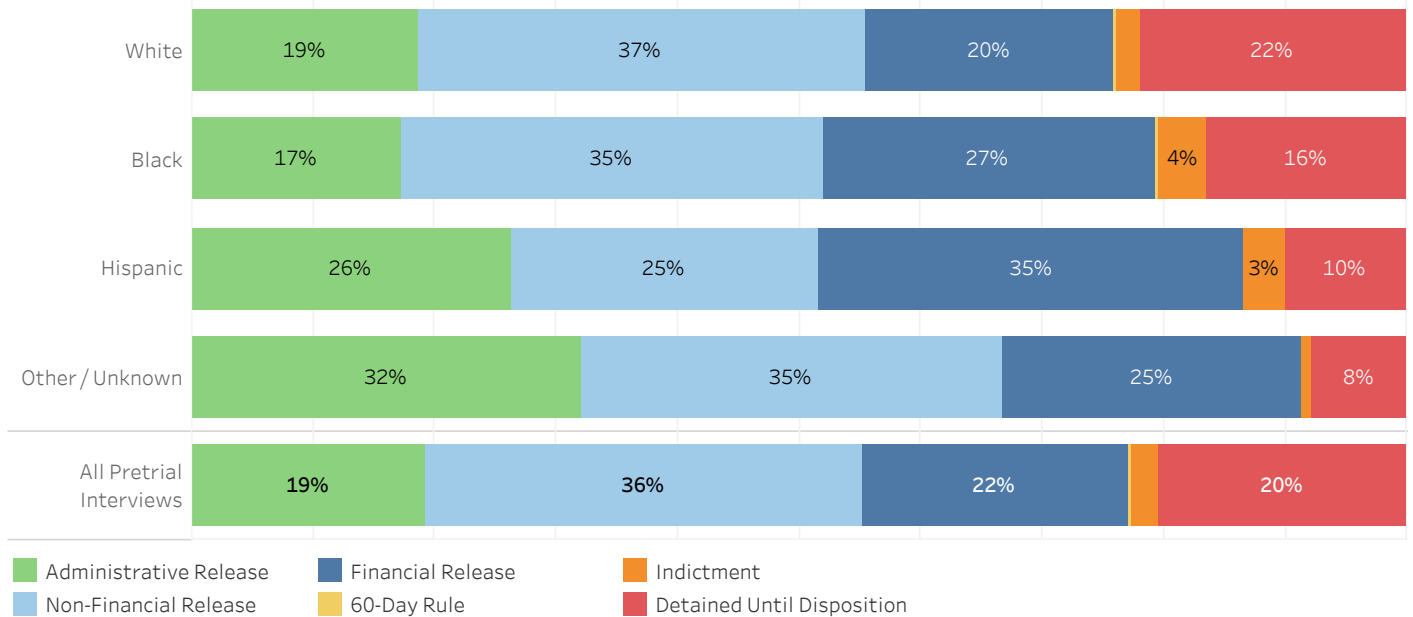


ADMINISTRATIVE OFFICE OF THE COURTS
Research and Statistics

19_PINS8020

District Court Pretrial Interviews with Custody Ending
CY2017-2021 SCOTT COUNTY

Release Outcome Proportions by Defendant Race



Release Outcome Proportions by Defendant Race

		Administrative Release	Non-Financial Release	Financial Release	60-Day Rule	Indictment	Detained Until Disposition	All Pretrial Interviews
White	Interviews	1,149	2,252	1,252	22	115	1,346	6,136
	% of Interviews	19%	37%	20%	0%	2%	22%	100%
Black	Interviews	160	320	251	3	36	152	922
	% of Interviews	17%	35%	27%	0%	4%	16%	100%
Hispanic	Interviews	61	58	81		8	23	231
	% of Interviews	26%	25%	35%		3%	10%	100%
Other/ Unknown	Interviews	81	88	62		2	20	253
	% of Interviews	32%	35%	25%		1%	8%	100%
All Pretrial Interviews	Interviews	1,451	2,718	1,646	25	161	1,541	7,542
	% of Interviews	19%	36%	22%	0%	2%	20%	100%

* Data is provided from the Pretrial Information Management System

* Counts and percentages are of pretrial interviews.

* A single individual may have one or more pretrial interviews during the reported timeframe.

* 2019 Single-Race Population Estimates for Ages 15 and Older Only on CDC WONDER Online Database. Retrieved from <https://wonder.cdc.gov/wonder/help/single-race.html#Source> on November 3, 2021.



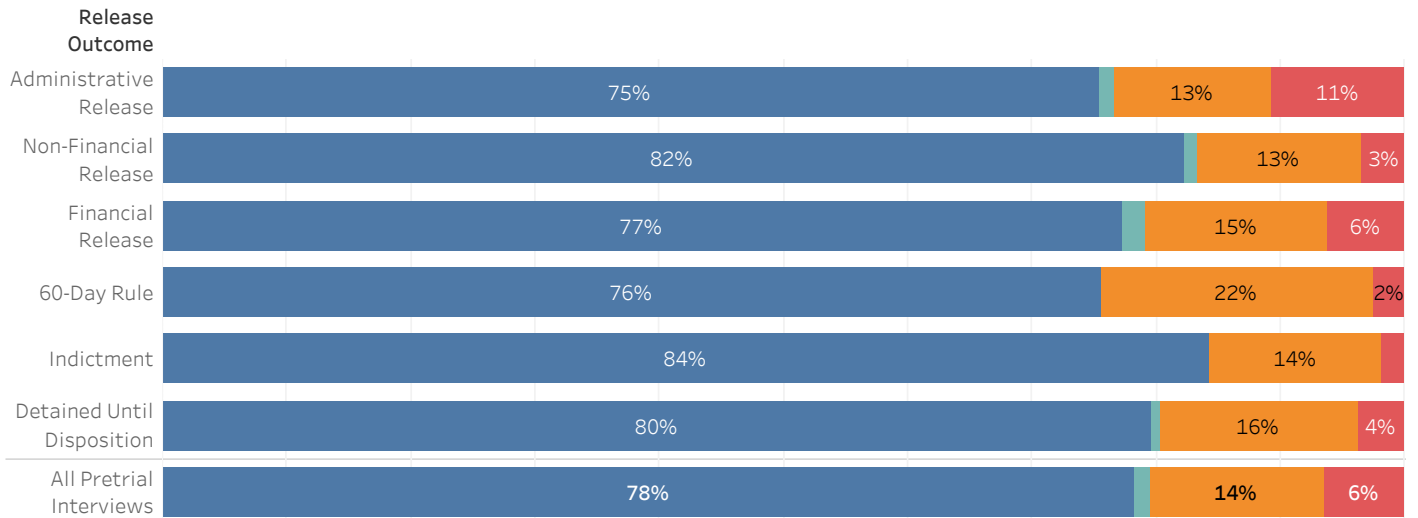
ADMINISTRATIVE OFFICE OF THE COURTS
Research and Statistics

19_PINS8020

District Court Pretrial Interviews with Custody Ending
CY2017-2021 SHELBY COUNTY

White Black Hispanic Other/Unknown

Defendant Race Proportions by Release Outcome



Kentucky State Population*



Kentucky State Population*

White	Black	Hispanic	Other/Unknown	Total
3,112,654	297,705	118,427	112,664	3,641,450

Defendant Race Proportions by Release Outcome

		White	Black	Hispanic	Other / Unknown	Grand Total
Administrative Release	Interviews	2,463	412	349	40	3,264
	% of Interviews	75%	13%	11%	1%	100%
Non-Financial Release	Interviews	1,511	243	64	19	1,837
	% of Interviews	82%	13%	3%	1%	100%
Financial Release	Interviews	2,906	554	231	68	3,759
	% of Interviews	77%	15%	6%	2%	100%
60-Day Rule	Interviews	31	9	1		41
	% of Interviews	76%	22%	2%		100%
Indictment	Interviews	513	85	11		609
	% of Interviews	84%	14%	2%		100%
Detained Until Disposition	Interviews	1,194	240	56	10	1,500
	% of Interviews	80%	16%	4%	1%	100%
All Pretrial Interviews	Interviews	8,618	1,543	712	137	11,010
	% of Interviews	78%	14%	6%	1%	100%

* Data is provided from the Pretrial Information Management System

* Counts and percentages are of pretrial interviews.

* A single individual may have one or more pretrial interviews during the reported timeframe.

* 2019 Single-Race Population Estimates for Ages 15 and Older Only on CDC WONDER Online Database. Retrieved from <https://wonder.cdc.gov/wonder/help/single-race.html#Source> on November 3, 2021.

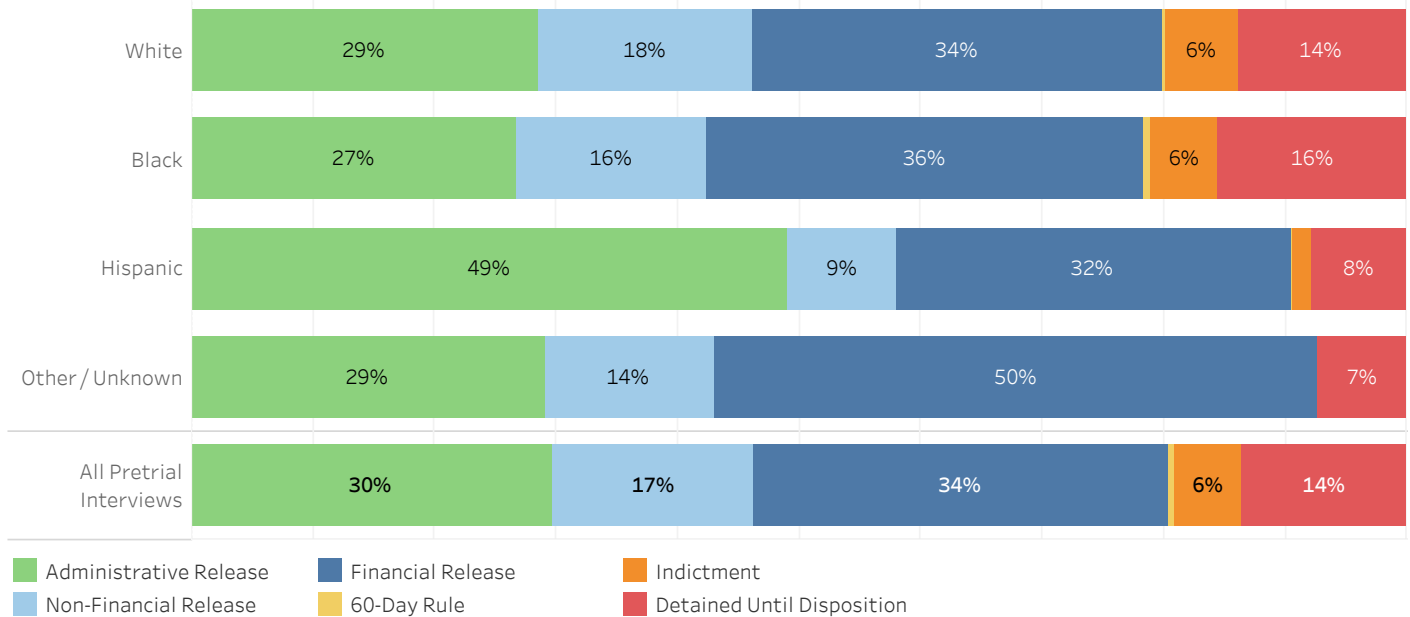


ADMINISTRATIVE OFFICE OF THE COURTS
Research and Statistics

19_PINS8020

District Court Pretrial Interviews with Custody Ending
CY2017-2021 SHELBY COUNTY

Release Outcome Proportions by Defendant Race



Release Outcome Proportions by Defendant Race

		Administrative Release	Non-Financial Release	Financial Release	60-Day Rule	Indictment	Detained Until Disposition	All Pretrial Interviews
White	Interviews	2,463	1,511	2,906	31	513	1,194	8,618
	% of Interviews	29%	18%	34%	0%	6%	14%	100%
Black	Interviews	412	243	554	9	85	240	1,543
	% of Interviews	27%	16%	36%	1%	6%	16%	100%
Hispanic	Interviews	349	64	231	1	11	56	712
	% of Interviews	49%	9%	32%	0%	2%	8%	100%
Other/ Unknown	Interviews	40	19	68			10	137
	% of Interviews	29%	14%	50%			7%	100%
All Pretrial Interviews	Interviews	3,264	1,837	3,759	41	609	1,500	11,010
	% of Interviews	30%	17%	34%	0%	6%	14%	100%

* Data is provided from the Pretrial Information Management System

* Counts and percentages are of pretrial interviews.

* A single individual may have one or more pretrial interviews during the reported timeframe.

* 2019 Single-Race Population Estimates for Ages 15 and Older Only on CDC WONDER Online Database. Retrieved from <https://wonder.cdc.gov/wonder/help/single-race.html#Source> on November 3, 2021.



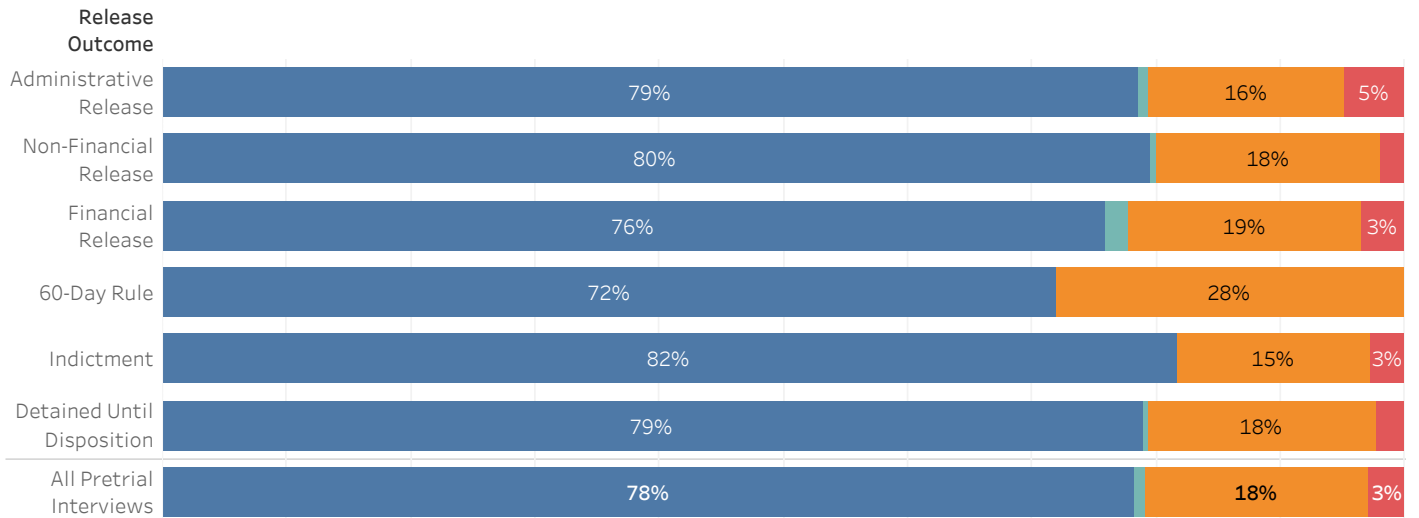
ADMINISTRATIVE OFFICE OF THE COURTS
Research and Statistics

19_PINS8020

District Court Pretrial Interviews with Custody Ending
CY2017-2021 SIMPSON COUNTY

White Black Hispanic Other/Unknown

Defendant Race Proportions by Release Outcome



Kentucky State Population*



Kentucky State Population*

White	Black	Hispanic	Other/Unknown	Total
3,112,654	297,705	118,427	112,664	3,641,450

Defendant Race Proportions by Release Outcome

		White	Black	Hispanic	Other / Unknown	Grand Total
Administrative Release	Interviews	722	146	44	7	919
	% of Interviews	79%	16%	5%	1%	100%
Non-Financial Release	Interviews	1,285	291	31	8	1,615
	% of Interviews	80%	18%	2%	0%	100%
Financial Release	Interviews	1,043	259	47	25	1,374
	% of Interviews	76%	19%	3%	2%	100%
60-Day Rule	Interviews	36	14			50
	% of Interviews	72%	28%			100%
Indictment	Interviews	116	22	4		142
	% of Interviews	82%	15%	3%		100%
Detained Until Disposition	Interviews	565	132	16	3	716
	% of Interviews	79%	18%	2%	0%	100%
All Pretrial Interviews	Interviews	3,767	864	142	43	4,816
	% of Interviews	78%	18%	3%	1%	100%

* Data is provided from the Pretrial Information Management System

* Counts and percentages are of pretrial interviews.

* A single individual may have one or more pretrial interviews during the reported timeframe.

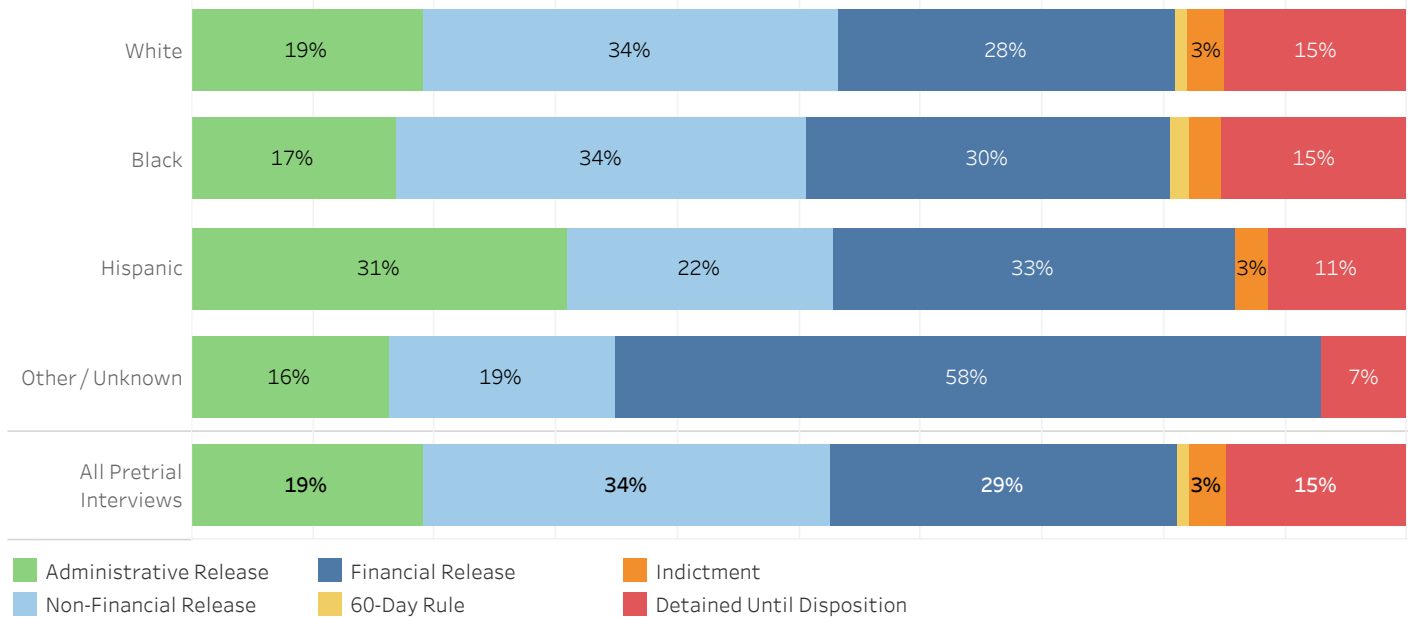
* 2019 Single-Race Population Estimates for Ages 15 and Older Only on CDC WONDER Online Database. Retrieved from <https://wonder.cdc.gov/wonder/help/single-race.html#Source> on November 3, 2021.



ADMINISTRATIVE OFFICE OF THE COURTS
Research and Statistics

District Court Pretrial Interviews with Custody Ending
CY2017-2021 SIMPSON COUNTY

Release Outcome Proportions by Defendant Race



Release Outcome Proportions by Defendant Race

		Administrative Release	Non-Financial Release	Financial Release	60-Day Rule	Indictment	Detained Until Disposition	All Pretrial Interviews
White	Interviews	722	1,285	1,043	36	116	565	3,767
	% of Interviews	19%	34%	28%	1%	3%	15%	100%
Black	Interviews	146	291	259	14	22	132	864
	% of Interviews	17%	34%	30%	2%	3%	15%	100%
Hispanic	Interviews	44	31	47	0	4	16	142
	% of Interviews	31%	22%	33%	0%	3%	11%	100%
Other/ Unknown	Interviews	7	8	25	0	0	3	43
	% of Interviews	16%	19%	58%	0%	0%	7%	100%
All Pretrial Interviews	Interviews	919	1,615	1,374	50	142	716	4,816
	% of Interviews	19%	34%	29%	1%	3%	15%	100%

* Data is provided from the Pretrial Information Management System

* Counts and percentages are of pretrial interviews.

* A single individual may have one or more pretrial interviews during the reported timeframe.

* 2019 Single-Race Population Estimates for Ages 15 and Older Only on CDC WONDER Online Database. Retrieved from <https://wonder.cdc.gov/wonder/help/single-race.html#Source> on November 3, 2021.



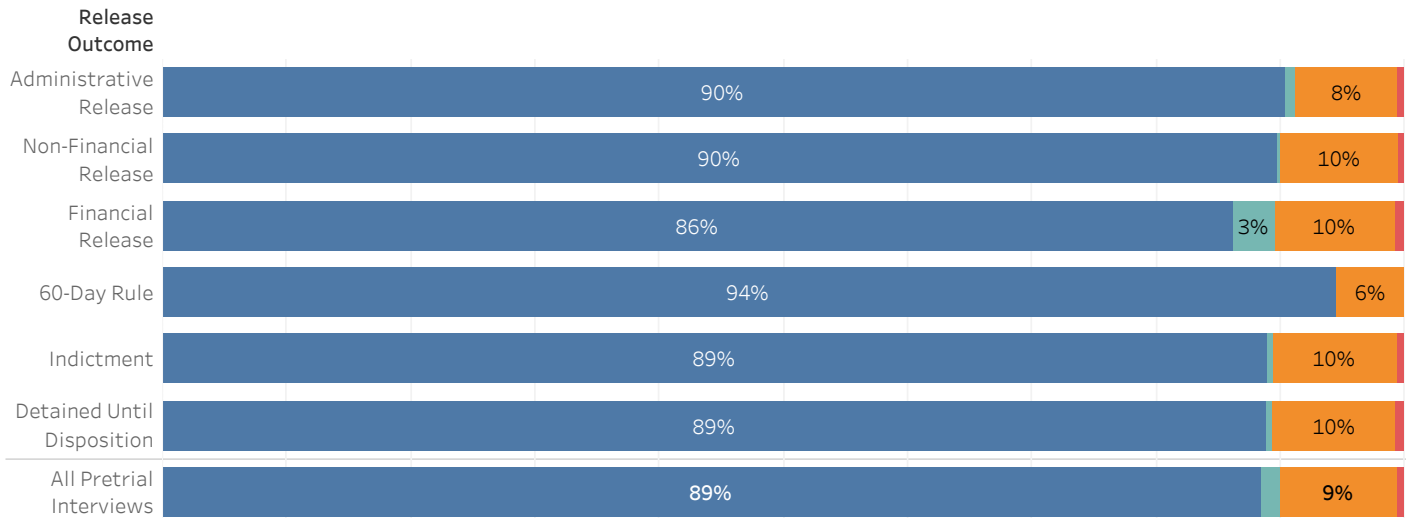
ADMINISTRATIVE OFFICE OF THE COURTS
Research and Statistics

19_PINS8020

District Court Pretrial Interviews with Custody Ending
CY2017-2021 TAYLOR COUNTY

White Black Hispanic Other/Unknown

Defendant Race Proportions by Release Outcome



Kentucky State Population*



Kentucky State Population*

White	Black	Hispanic	Other/Unknown	Total
3,112,654	297,705	118,427	112,664	3,641,450

Defendant Race Proportions by Release Outcome

		White	Black	Hispanic	Other / Unknown	Grand Total
Administrative Release	Interviews	1,244	112	8	11	1,375
	% of Interviews	90%	8%	1%	1%	100%
Non-Financial Release	Interviews	1,415	150	7	6	1,578
	% of Interviews	90%	10%	0%	0%	100%
Financial Release	Interviews	1,934	217	15	77	2,243
	% of Interviews	86%	10%	1%	3%	100%
60-Day Rule	Interviews	34	2			36
	% of Interviews	94%	6%			100%
Indictment	Interviews	428	48	3	2	481
	% of Interviews	89%	10%	1%	0%	100%
Detained Until Disposition	Interviews	1,088	123	8	4	1,223
	% of Interviews	89%	10%	1%	0%	100%
All Pretrial Interviews	Interviews	6,143	652	41	100	6,936
	% of Interviews	89%	9%	1%	1%	100%

* Data is provided from the Pretrial Information Management System

* Counts and percentages are of pretrial interviews.

* A single individual may have one or more pretrial interviews during the reported timeframe.

* 2019 Single-Race Population Estimates for Ages 15 and Older Only on CDC WONDER Online Database. Retrieved from <https://wonder.cdc.gov/wonder/help/single-race.html#Source> on November 3, 2021.

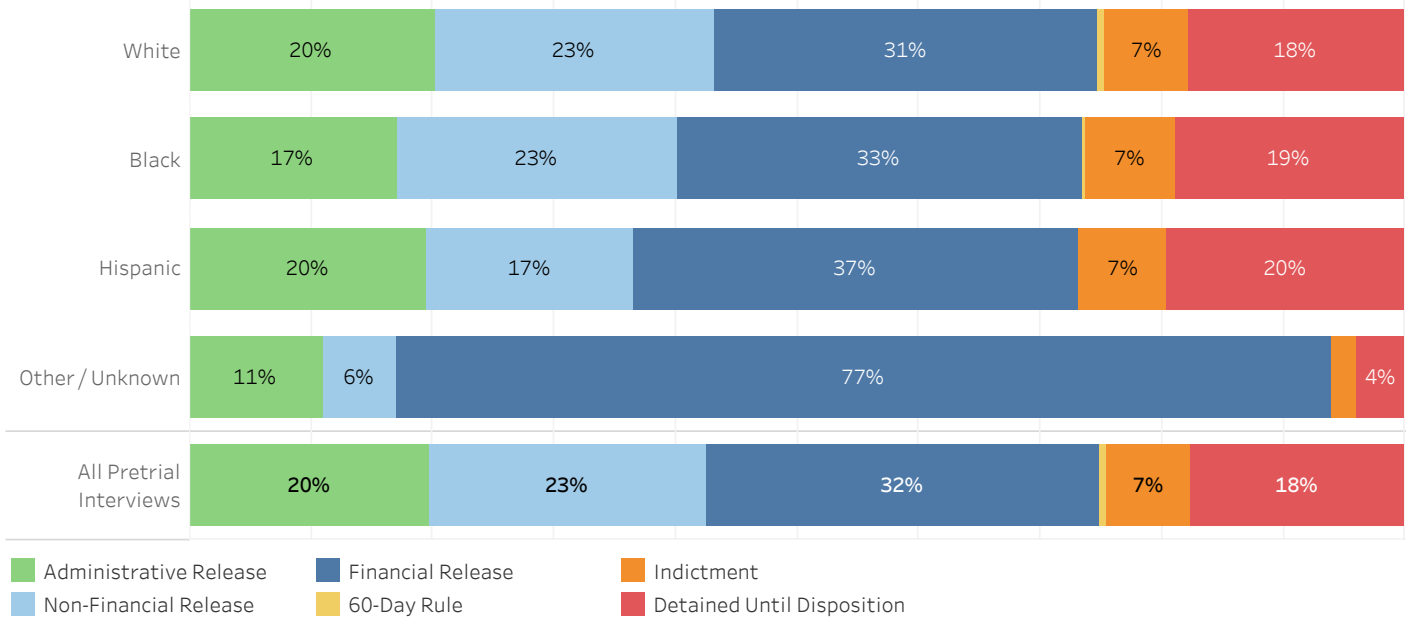


ADMINISTRATIVE OFFICE OF THE COURTS
Research and Statistics

19_PINS8020

District Court Pretrial Interviews with Custody Ending
CY2017-2021 TAYLOR COUNTY

Release Outcome Proportions by Defendant Race



Release Outcome Proportions by Defendant Race

		Administrative Release	Non-Financial Release	Financial Release	60-Day Rule	Indictment	Detained Until Disposition	All Pretrial Interviews
White	Interviews	1,244	1,415	1,934	34	428	1,088	6,143
	% of Interviews	20%	23%	31%	1%	7%	18%	100%
Black	Interviews	112	150	217	2	48	123	652
	% of Interviews	17%	23%	33%	0%	7%	19%	100%
Hispanic	Interviews	8	7	15	0	3	8	41
	% of Interviews	20%	17%	37%	0%	7%	20%	100%
Other/ Unknown	Interviews	11	6	77	0	2	4	100
	% of Interviews	11%	6%	77%	0%	2%	4%	100%
All Pretrial Interviews	Interviews	1,375	1,578	2,243	36	481	1,223	6,936
	% of Interviews	20%	23%	32%	1%	7%	18%	100%

* Data is provided from the Pretrial Information Management System

* Counts and percentages are of pretrial interviews.

* A single individual may have one or more pretrial interviews during the reported timeframe.

* 2019 Single-Race Population Estimates for Ages 15 and Older Only on CDC WONDER Online Database. Retrieved from <https://wonder.cdc.gov/wonder/help/single-race.html#Source> on November 3, 2021.



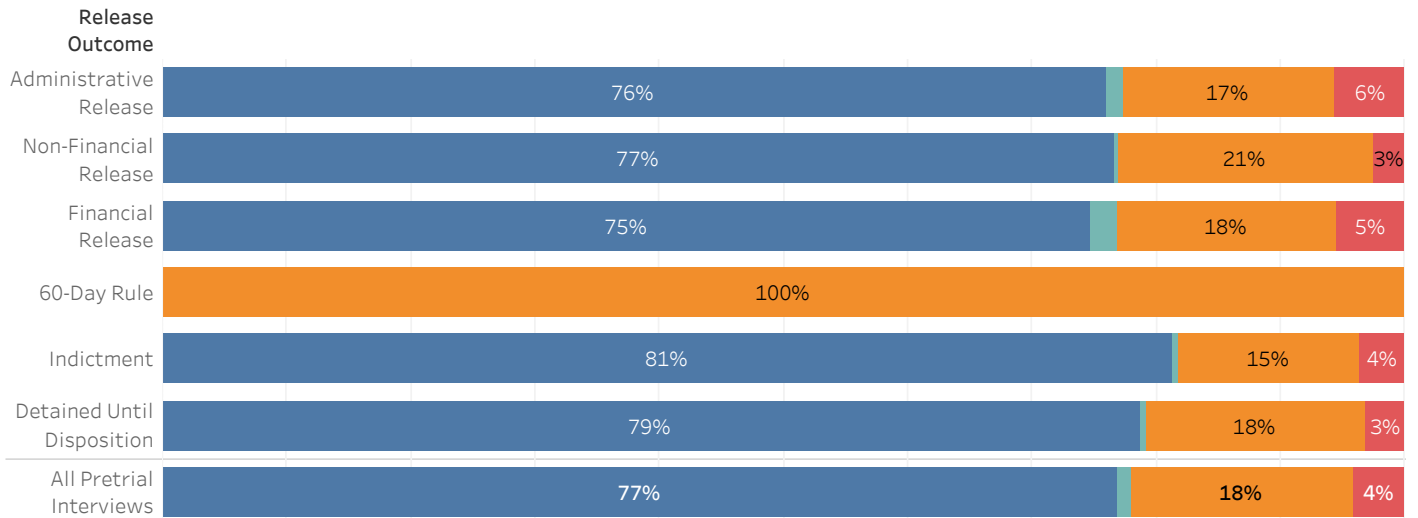
ADMINISTRATIVE OFFICE OF THE COURTS
Research and Statistics

19_PINS8020

District Court Pretrial Interviews with Custody Ending
CY2017-2021 TODD COUNTY

White Black Hispanic Other/Unknown

Defendant Race Proportions by Release Outcome



Kentucky State Population*



Kentucky State Population*

White	Black	Hispanic	Other/Unknown	Total
3,112,654	297,705	118,427	112,664	3,641,450

Defendant Race Proportions by Release Outcome

		White	Black	Hispanic	Other / Unknown	Grand Total
Administrative Release	Interviews	227	51	17	4	299
	% of Interviews	76%	17%	6%	1%	100%
Non-Financial Release	Interviews	213	57	7	1	278
	% of Interviews	77%	21%	3%	0%	100%
Financial Release	Interviews	301	71	22	9	403
	% of Interviews	75%	18%	5%	2%	100%
60-Day Rule	Interviews		2			2
	% of Interviews		100%			100%
Indictment	Interviews	134	24	6	1	165
	% of Interviews	81%	15%	4%	1%	100%
Detained Until Disposition	Interviews	340	76	14	2	432
	% of Interviews	79%	18%	3%	0%	100%
All Pretrial Interviews	Interviews	1,215	281	66	17	1,579
	% of Interviews	77%	18%	4%	1%	100%

* Data is provided from the Pretrial Information Management System

* Counts and percentages are of pretrial interviews.

* A single individual may have one or more pretrial interviews during the reported timeframe.

* 2019 Single-Race Population Estimates for Ages 15 and Older Only on CDC WONDER Online Database. Retrieved from <https://wonder.cdc.gov/wonder/help/single-race.html#Source> on November 3, 2021.

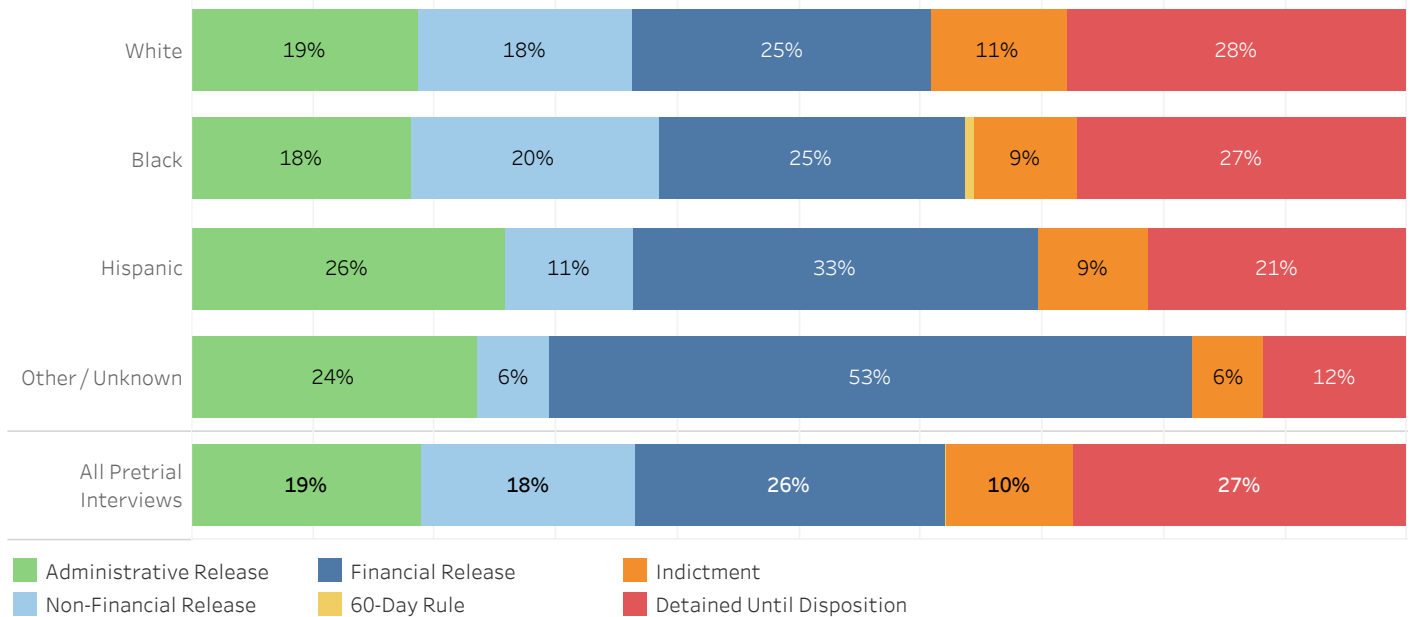


ADMINISTRATIVE OFFICE OF THE COURTS
Research and Statistics

19_PINS8020

District Court Pretrial Interviews with Custody Ending
CY2017-2021 TODD COUNTY

Release Outcome Proportions by Defendant Race



Release Outcome Proportions by Defendant Race

		Administrative Release	Non-Financial Release	Financial Release	60-Day Rule	Indictment	Detained Until Disposition	All Pretrial Interviews
White	Interviews	227	213	301		134	340	1,215
	% of Interviews	19%	18%	25%		11%	28%	100%
Black	Interviews	51	57	71	2	24	76	281
	% of Interviews	18%	20%	25%	1%	9%	27%	100%
Hispanic	Interviews	17	7	22		6	14	66
	% of Interviews	26%	11%	33%		9%	21%	100%
Other/ Unknown	Interviews	4	1	9		1	2	17
	% of Interviews	24%	6%	53%		6%	12%	100%
All Pretrial Interviews	Interviews	299	278	403	2	165	432	1,579
	% of Interviews	19%	18%	26%	0%	10%	27%	100%

* Data is provided from the Pretrial Information Management System

* Counts and percentages are of pretrial interviews.

* A single individual may have one or more pretrial interviews during the reported timeframe.

* 2019 Single-Race Population Estimates for Ages 15 and Older Only on CDC WONDER Online Database. Retrieved from <https://wonder.cdc.gov/wonder/help/single-race.html#Source> on November 3, 2021.



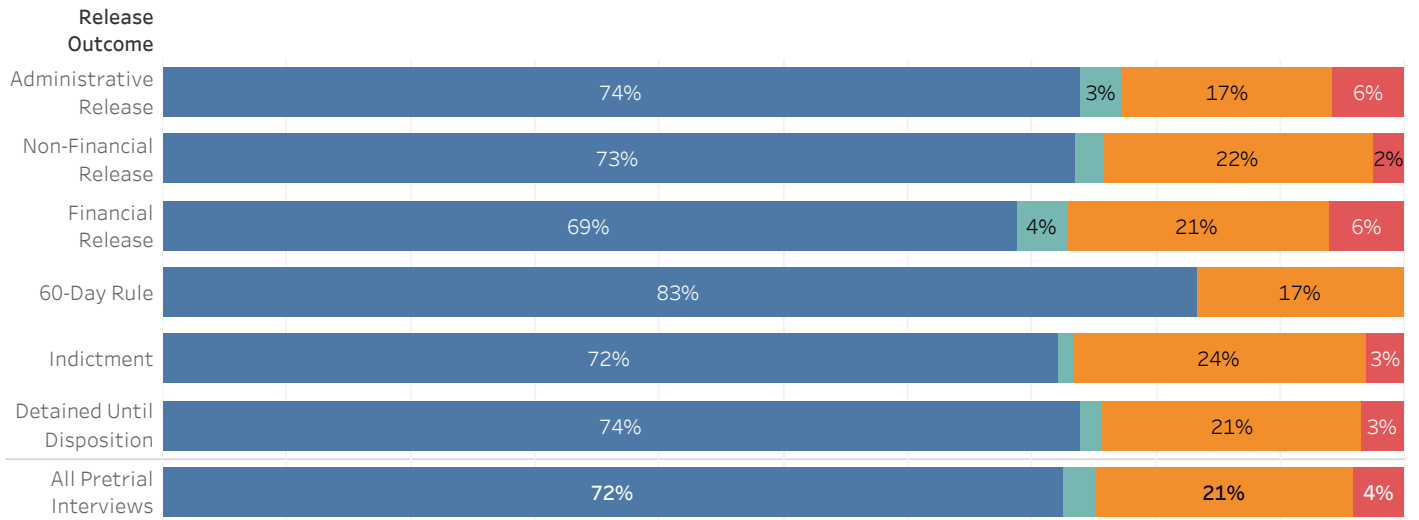
ADMINISTRATIVE OFFICE OF THE COURTS
Research and Statistics

19_PINS8020

District Court Pretrial Interviews with Custody Ending
CY2017-2021 WARREN COUNTY

White Black Hispanic Other/Unknown

Defendant Race Proportions by Release Outcome



Kentucky State Population*



Kentucky State Population*

White	Black	Hispanic	Other/Unknown	Total
3,112,654	297,705	118,427	112,664	3,641,450

Defendant Race Proportions by Release Outcome

		White	Black	Hispanic	Other / Unknown	Grand Total
Administrative Release	Interviews	2,562	589	199	118	3,468
	% of Interviews	74%	17%	6%	3%	100%
Non-Financial Release	Interviews	5,176	1,530	176	163	7,045
	% of Interviews	73%	22%	2%	2%	100%
Financial Release	Interviews	3,223	986	283	187	4,679
	% of Interviews	69%	21%	6%	4%	100%
60-Day Rule	Interviews	5	1	0	0	6
	% of Interviews	83%	17%	0%	0%	100%
Indictment	Interviews	980	321	41	17	1,359
	% of Interviews	72%	24%	3%	1%	100%
Detained Until Disposition	Interviews	2,738	775	126	62	3,701
	% of Interviews	74%	21%	3%	2%	100%
All Pretrial Interviews	Interviews	14,684	4,202	825	547	20,258
	% of Interviews	72%	21%	4%	3%	100%

* Data is provided from the Pretrial Information Management System

* Counts and percentages are of pretrial interviews.

* A single individual may have one or more pretrial interviews during the reported timeframe.

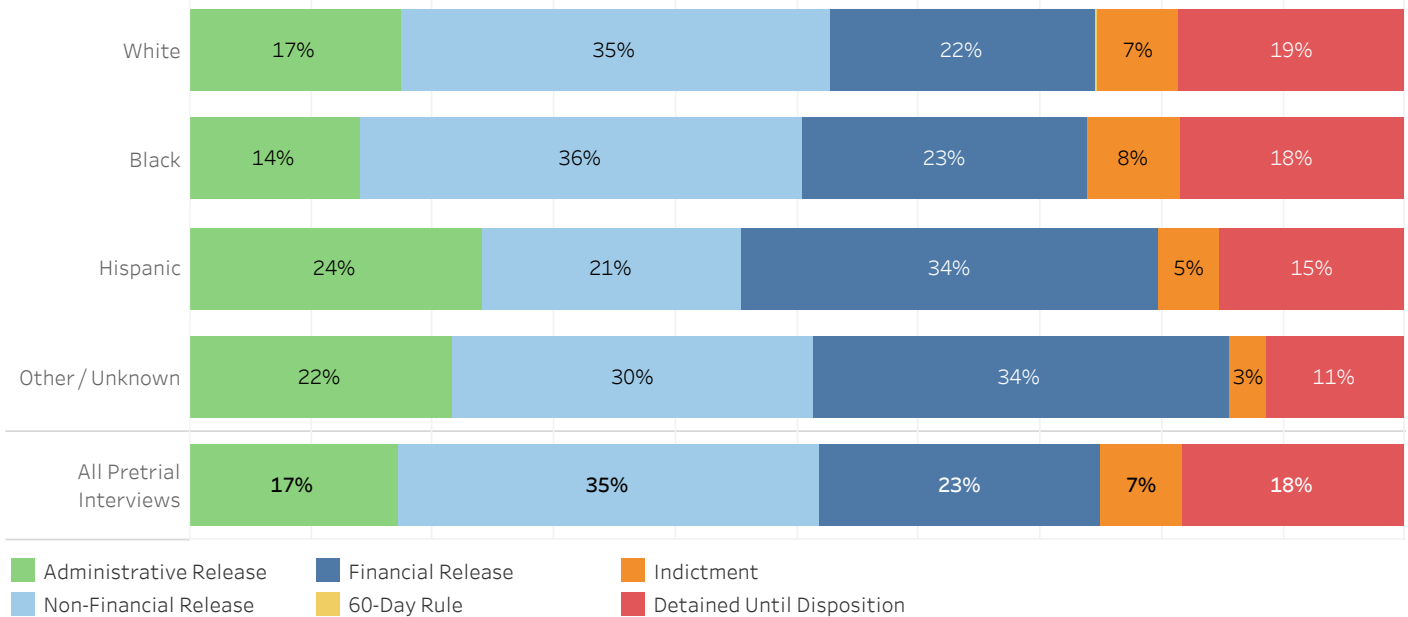
* 2019 Single-Race Population Estimates for Ages 15 and Older Only on CDC WONDER Online Database. Retrieved from <https://wonder.cdc.gov/wonder/help/single-race.html#Source> on November 3, 2021.



ADMINISTRATIVE OFFICE OF THE COURTS
Research and Statistics

District Court Pretrial Interviews with Custody Ending
CY2017-2021 WARREN COUNTY

Release Outcome Proportions by Defendant Race



Release Outcome Proportions by Defendant Race

		Administrative Release	Non-Financial Release	Financial Release	60-Day Rule	Indictment	Detained Until Disposition	All Pretrial Interviews
White	Interviews	2,562	5,176	3,223	5	980	2,738	14,684
	% of Interviews	17%	35%	22%	0%	7%	19%	100%
Black	Interviews	589	1,530	986	1	321	775	4,202
	% of Interviews	14%	36%	23%	0%	8%	18%	100%
Hispanic	Interviews	199	176	283		41	126	825
	% of Interviews	24%	21%	34%		5%	15%	100%
Other/ Unknown	Interviews	118	163	187		17	62	547
	% of Interviews	22%	30%	34%		3%	11%	100%
All Pretrial Interviews	Interviews	3,468	7,045	4,679	6	1,359	3,701	20,258
	% of Interviews	17%	35%	23%	0%	7%	18%	100%

* Data is provided from the Pretrial Information Management System

* Counts and percentages are of pretrial interviews.

* A single individual may have one or more pretrial interviews during the reported timeframe.

* 2019 Single-Race Population Estimates for Ages 15 and Older Only on CDC WONDER Online Database. Retrieved from <https://wonder.cdc.gov/wonder/help/single-race.html#Source> on November 3, 2021.

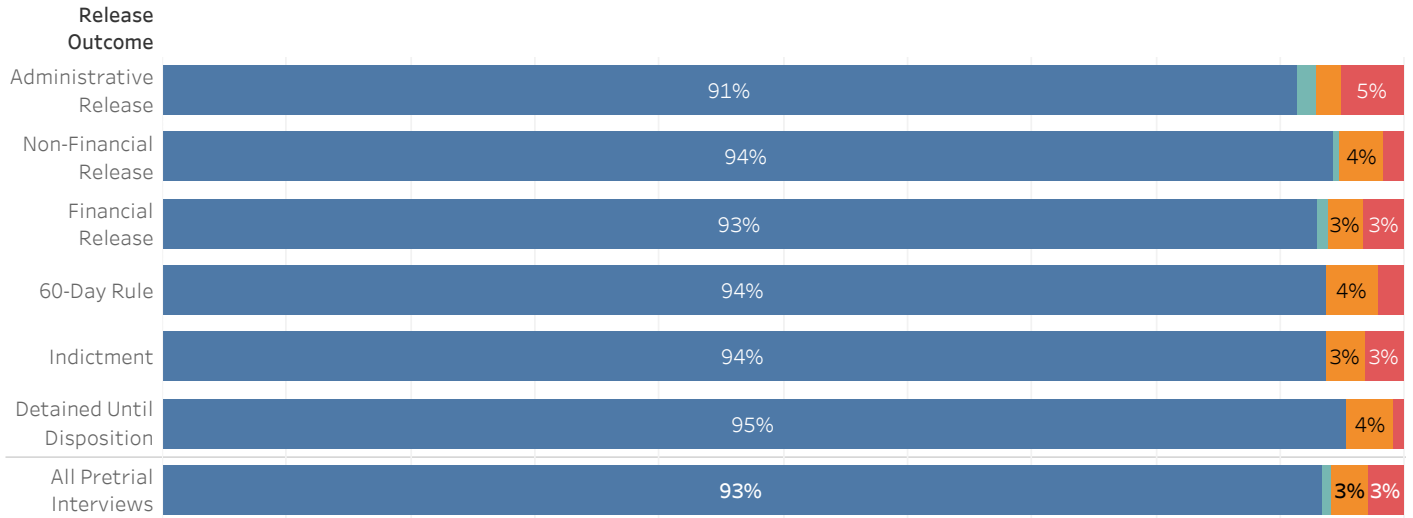


ADMINISTRATIVE OFFICE OF THE COURTS
Research and Statistics

District Court Pretrial Interviews with Custody Ending
CY2017-2021 WAYNE COUNTY

White Black Hispanic Other/Unknown

Defendant Race Proportions by Release Outcome



Kentucky State Population*



Kentucky State Population*

White	Black	Hispanic	Other/Unknown	Total
3,112,654	297,705	118,427	112,664	3,641,450

Defendant Race Proportions by Release Outcome

		White	Black	Hispanic	Other / Unknown	Grand Total
Administrative Release	Interviews	773	17	43	13	846
	% of Interviews	91%	2%	5%	2%	100%
Non-Financial Release	Interviews	1,105	42	20	6	1,173
	% of Interviews	94%	4%	2%	1%	100%
Financial Release	Interviews	1,247	38	45	10	1,340
	% of Interviews	93%	3%	3%	1%	100%
60-Day Rule	Interviews	177	8	4		189
	% of Interviews	94%	4%	2%		100%
Indictment	Interviews	90	3	3		96
	% of Interviews	94%	3%	3%		100%
Detained Until Disposition	Interviews	455	18	4		477
	% of Interviews	95%	4%	1%		100%
All Pretrial Interviews	Interviews	3,847	126	119	29	4,121
	% of Interviews	93%	3%	3%	1%	100%

* Data is provided from the Pretrial Information Management System

* Counts and percentages are of pretrial interviews.

* A single individual may have one or more pretrial interviews during the reported timeframe.

* 2019 Single-Race Population Estimates for Ages 15 and Older Only on CDC WONDER Online Database. Retrieved from <https://wonder.cdc.gov/wonder/help/single-race.html#Source> on November 3, 2021.

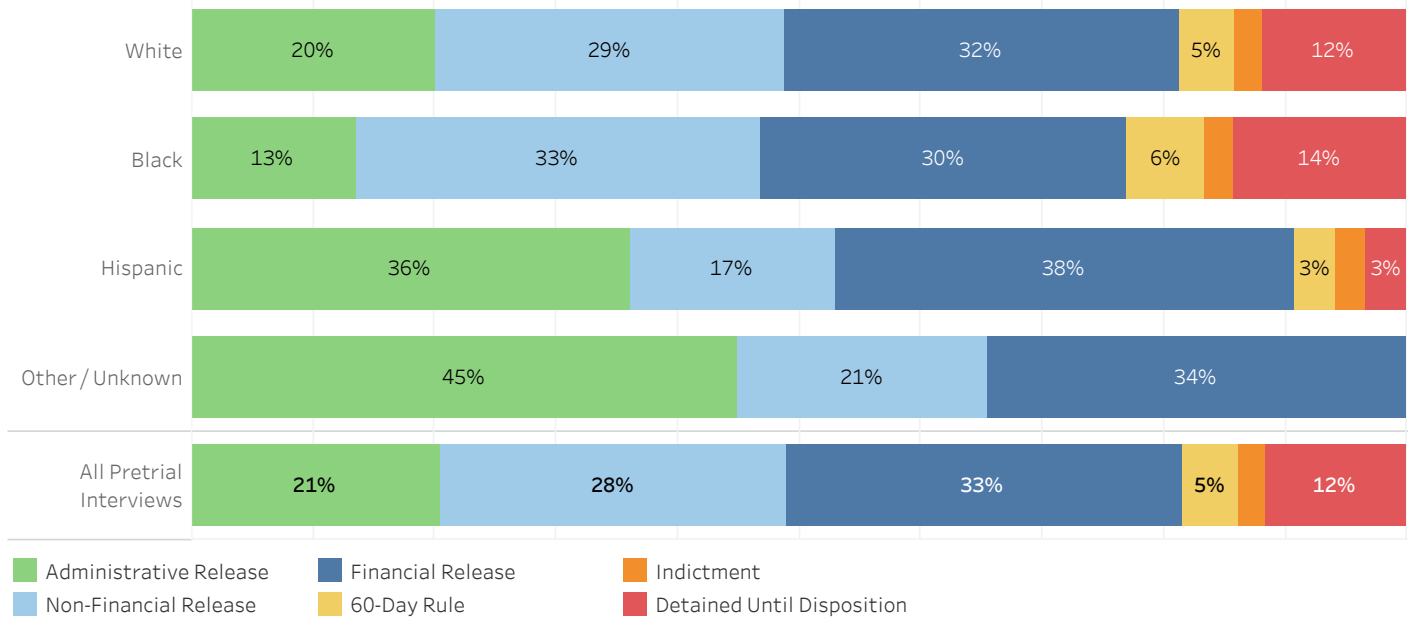


ADMINISTRATIVE OFFICE OF THE COURTS
Research and Statistics

19_PINS8020

District Court Pretrial Interviews with Custody Ending
CY2017-2021 WAYNE COUNTY

Release Outcome Proportions by Defendant Race



Release Outcome Proportions by Defendant Race

		Administrative Release	Non-Financial Release	Financial Release	60-Day Rule	Indictment	Detained Until Disposition	All Pretrial Interviews
White	Interviews	773	1,105	1,247	177	90	455	3,847
	% of Interviews	20%	29%	32%	5%	2%	12%	100%
Black	Interviews	17	42	38	8	3	18	126
	% of Interviews	13%	33%	30%	6%	2%	14%	100%
Hispanic	Interviews	43	20	45	4	3	4	119
	% of Interviews	36%	17%	38%	3%	3%	3%	100%
Other/ Unknown	Interviews	13	6	10	0	0	0	29
	% of Interviews	45%	21%	34%	0%	0%	0%	100%
All Pretrial Interviews	Interviews	846	1,173	1,340	189	96	477	4,121
	% of Interviews	21%	28%	33%	5%	2%	12%	100%

* Data is provided from the Pretrial Information Management System

* Counts and percentages are of pretrial interviews.

* A single individual may have one or more pretrial interviews during the reported timeframe.

* 2019 Single-Race Population Estimates for Ages 15 and Older Only on CDC WONDER Online Database. Retrieved from <https://wonder.cdc.gov/wonder/help/single-race.html#Source> on November 3, 2021.



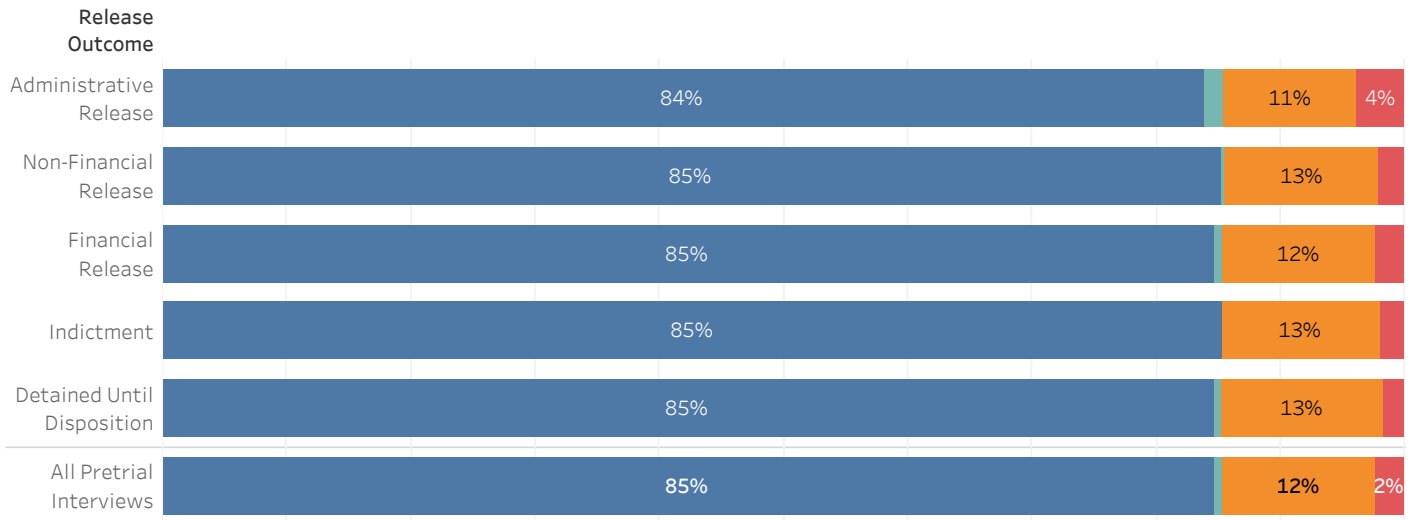
ADMINISTRATIVE OFFICE OF THE COURTS
Research and Statistics

19_PINS8020

District Court Pretrial Interviews with Custody Ending
CY2017-2021 WEBSTER COUNTY

White Black Hispanic Other/Unknown

Defendant Race Proportions by Release Outcome



Kentucky State Population*



Kentucky State Population*

White	Black	Hispanic	Other/Unknown	Total
3,112,654	297,705	118,427	112,664	3,641,450

Defendant Race Proportions by Release Outcome

		White	Black	Hispanic	Other / Unknown	Grand Total
Administrative Release	Interviews	440	57	20	8	525
	% of Interviews	84%	11%	4%	2%	100%
Non-Financial Release	Interviews	334	49	8	1	392
	% of Interviews	85%	13%	2%	0%	100%
Financial Release	Interviews	738	108	20	6	872
	% of Interviews	85%	12%	2%	1%	100%
Indictment	Interviews	257	38	6		301
	% of Interviews	85%	13%	2%		100%
Detained Until Disposition	Interviews	400	62	8	2	472
	% of Interviews	85%	13%	2%	0%	100%
All Pretrial Interviews	Interviews	2,169	314	62	17	2,562
	% of Interviews	85%	12%	2%	1%	100%

* Data is provided from the Pretrial Information Management System

* Counts and percentages are of pretrial interviews.

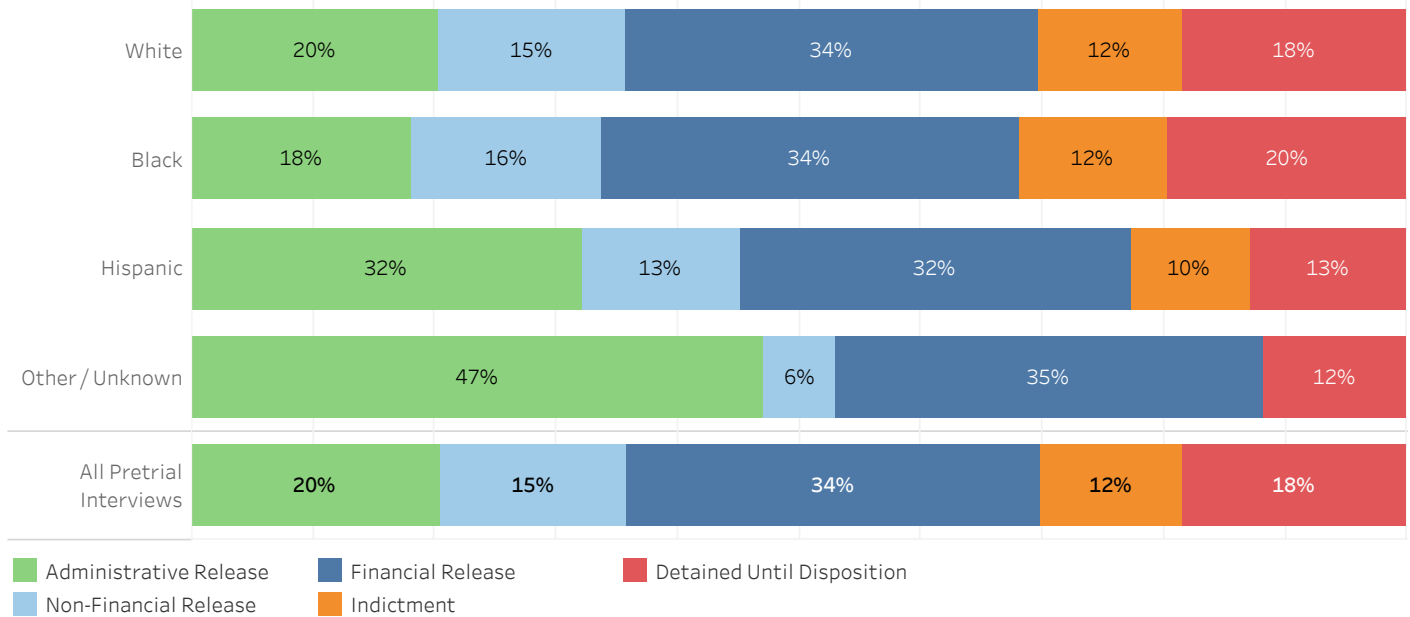
* A single individual may have one or more pretrial interviews during the reported timeframe.

* 2019 Single-Race Population Estimates for Ages 15 and Older Only on CDC WONDER Online Database. Retrieved from <https://wonder.cdc.gov/wonder/help/single-race.html#Source> on November 3, 2021.



District Court Pretrial Interviews with Custody Ending
CY2017-2021 WEBSTER COUNTY

Release Outcome Proportions by Defendant Race



Release Outcome Proportions by Defendant Race

		Administrative Release	Non-Financial Release	Financial Release	Indictment	Detained Until Disposition	All Pretrial Interviews
White	Interviews	440	334	738	257	400	2,169
	% of Interviews	20%	15%	34%	12%	18%	100%
Black	Interviews	57	49	108	38	62	314
	% of Interviews	18%	16%	34%	12%	20%	100%
Hispanic	Interviews	20	8	20	6	8	62
	% of Interviews	32%	13%	32%	10%	13%	100%
Other/ Unknown	Interviews	8	1	6		2	17
	% of Interviews	47%	6%	35%		12%	100%
All Pretrial Interviews	Interviews	525	392	872	301	472	2,562
	% of Interviews	20%	15%	34%	12%	18%	100%

* Data is provided from the Pretrial Information Management System

* Counts and percentages are of pretrial interviews.

* A single individual may have one or more pretrial interviews during the reported timeframe.

* 2019 Single-Race Population Estimates for Ages 15 and Older Only on CDC WONDER Online Database. Retrieved from <https://wonder.cdc.gov/wonder/help/single-race.html#Source> on November 3, 2021.



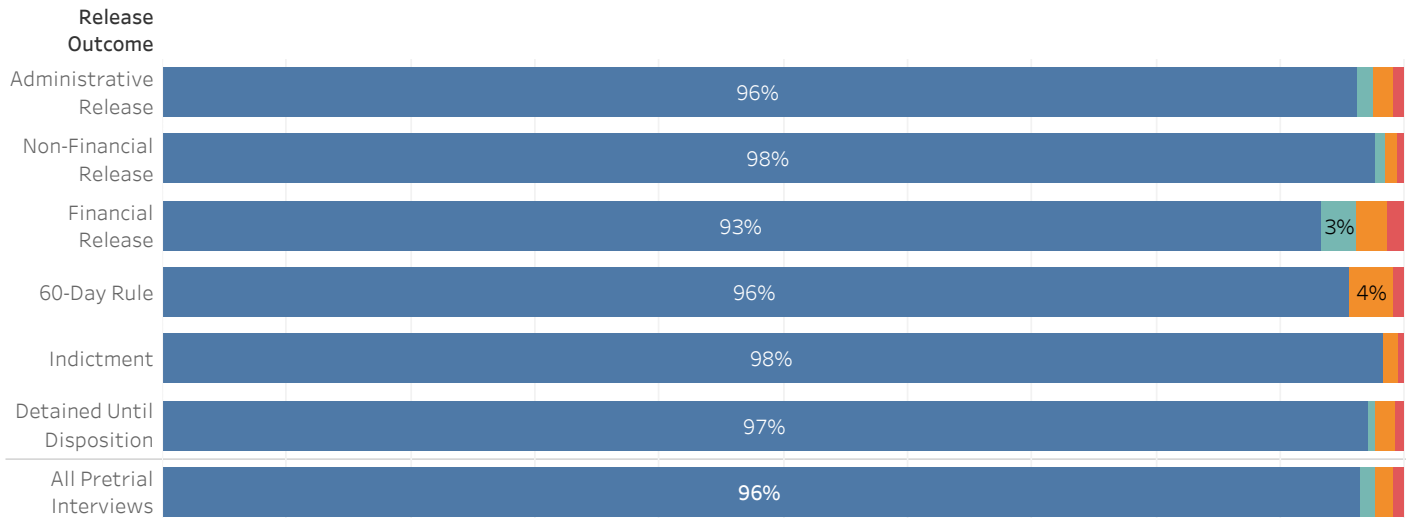
ADMINISTRATIVE OFFICE OF THE COURTS
Research and Statistics

19_PINS8020

District Court Pretrial Interviews with Custody Ending
CY2017-2021 WHITLEY COUNTY

White Black Hispanic Other/Unknown

Defendant Race Proportions by Release Outcome



Kentucky State Population*



Kentucky State Population*

White	Black	Hispanic	Other/Unknown	Total
3,112,654	297,705	118,427	112,664	3,641,450

Defendant Race Proportions by Release Outcome

		White	Black	Hispanic	Other / Unknown	Grand Total
Administrative Release	Interviews	2,251	40	19	31	2,341
	% of Interviews	96%	2%	1%	1%	100%
Non-Financial Release	Interviews	2,633	25	17	22	2,697
	% of Interviews	98%	1%	1%	1%	100%
Financial Release	Interviews	1,417	37	21	45	1,520
	% of Interviews	93%	2%	1%	3%	100%
60-Day Rule	Interviews	107	4	1		112
	% of Interviews	96%	4%	1%		100%
Indictment	Interviews	234	3	1		238
	% of Interviews	98%	1%	0%		100%
Detained Until Disposition	Interviews	2,208	39	15	12	2,274
	% of Interviews	97%	2%	1%	1%	100%
All Pretrial Interviews	Interviews	8,850	148	74	110	9,182
	% of Interviews	96%	2%	1%	1%	100%

* Data is provided from the Pretrial Information Management System

* Counts and percentages are of pretrial interviews.

* A single individual may have one or more pretrial interviews during the reported timeframe.

* 2019 Single-Race Population Estimates for Ages 15 and Older Only on CDC WONDER Online Database. Retrieved from <https://wonder.cdc.gov/wonder/help/single-race.html#Source> on November 3, 2021.

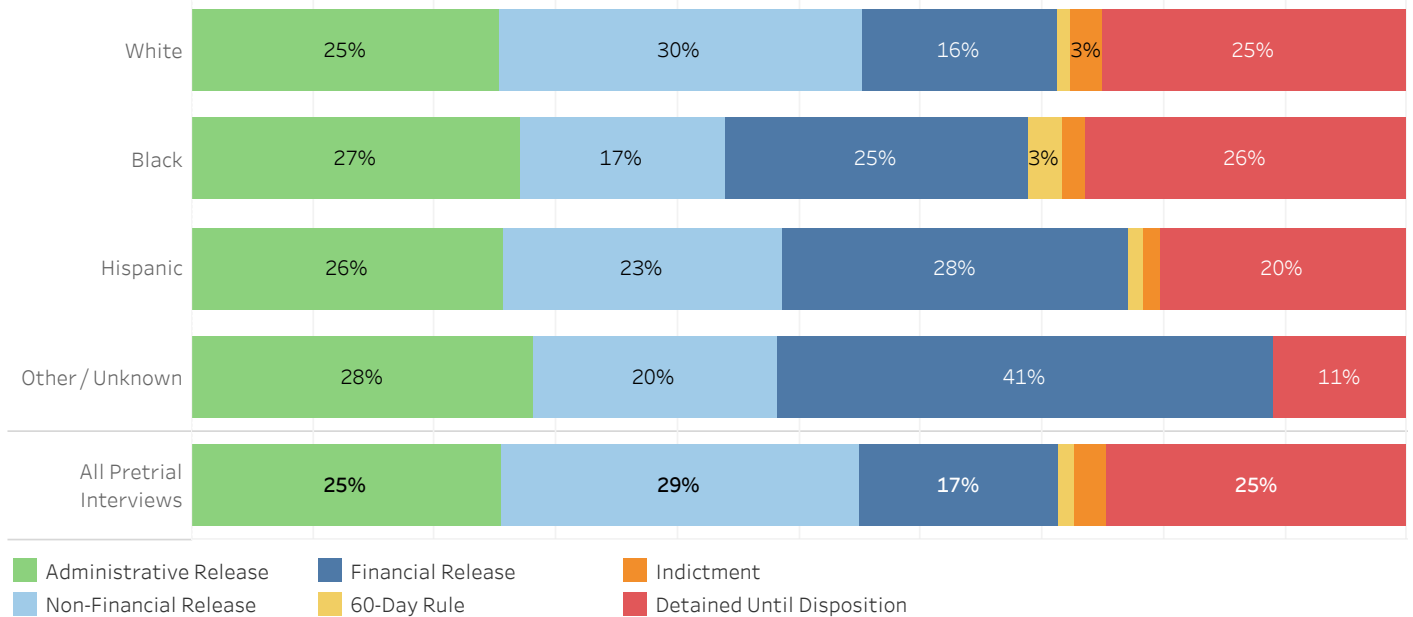


ADMINISTRATIVE OFFICE OF THE COURTS
Research and Statistics

19_PINS8020

District Court Pretrial Interviews with Custody Ending
CY2017-2021 WHITLEY COUNTY

Release Outcome Proportions by Defendant Race



Release Outcome Proportions by Defendant Race

		Administrative Release	Non-Financial Release	Financial Release	60-Day Rule	Indictment	Detained Until Disposition	All Pretrial Interviews
White	Interviews	2,251	2,633	1,417	107	234	2,208	8,850
	% of Interviews	25%	30%	16%	1%	3%	25%	100%
Black	Interviews	40	25	37	4	3	39	148
	% of Interviews	27%	17%	25%	3%	2%	26%	100%
Hispanic	Interviews	19	17	21	1	1	15	74
	% of Interviews	26%	23%	28%	1%	1%	20%	100%
Other/ Unknown	Interviews	31	22	45			12	110
	% of Interviews	28%	20%	41%			11%	100%
All Pretrial Interviews	Interviews	2,341	2,697	1,520	112	238	2,274	9,182
	% of Interviews	25%	29%	17%	1%	3%	25%	100%

* Data is provided from the Pretrial Information Management System

* Counts and percentages are of pretrial interviews.

* A single individual may have one or more pretrial interviews during the reported timeframe.

* 2019 Single-Race Population Estimates for Ages 15 and Older Only on CDC WONDER Online Database. Retrieved from <https://wonder.cdc.gov/wonder/help/single-race.html#Source> on November 3, 2021.

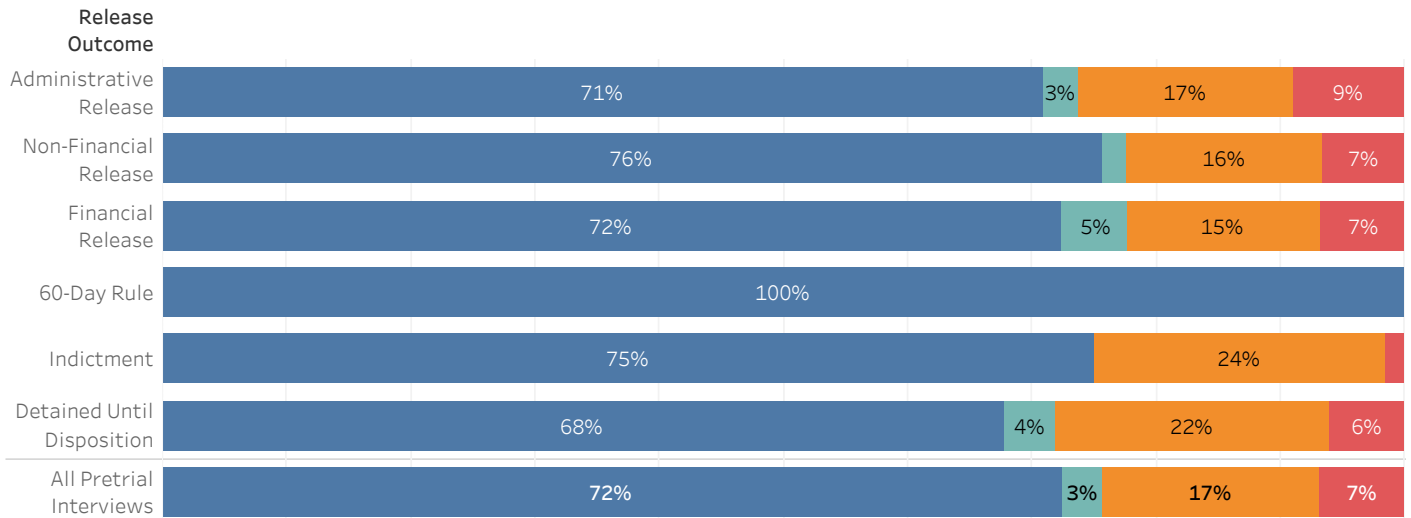


ADMINISTRATIVE OFFICE OF THE COURTS
Research and Statistics

District Court Pretrial Interviews with Custody Ending
CY2017-2021 WOODFORD COUNTY

White Black Hispanic Other/Unknown

Defendant Race Proportions by Release Outcome



Kentucky State Population*



Kentucky State Population*

White	Black	Hispanic	Other/Unknown	Total
3,112,654	297,705	118,427	112,664	3,641,450

Defendant Race Proportions by Release Outcome

		White	Black	Hispanic	Other / Unknown	Grand Total
Administrative Release	Interviews	405	99	51	16	571
	% of Interviews	71%	17%	9%	3%	100%
Non-Financial Release	Interviews	649	136	56	17	858
	% of Interviews	76%	16%	7%	2%	100%
Financial Release	Interviews	427	91	40	32	590
	% of Interviews	72%	15%	7%	5%	100%
60-Day Rule	Interviews	1				1
	% of Interviews	100%				100%
Indictment	Interviews	51	16	1		68
	% of Interviews	75%	24%	1%		100%
Detained Until Disposition	Interviews	316	103	28	19	466
	% of Interviews	68%	22%	6%	4%	100%
All Pretrial Interviews	Interviews	1,849	445	176	84	2,554
	% of Interviews	72%	17%	7%	3%	100%

* Data is provided from the Pretrial Information Management System

* Counts and percentages are of pretrial interviews.

* A single individual may have one or more pretrial interviews during the reported timeframe.

* 2019 Single-Race Population Estimates for Ages 15 and Older Only on CDC WONDER Online Database. Retrieved from <https://wonder.cdc.gov/wonder/help/single-race.html#Source> on November 3, 2021.

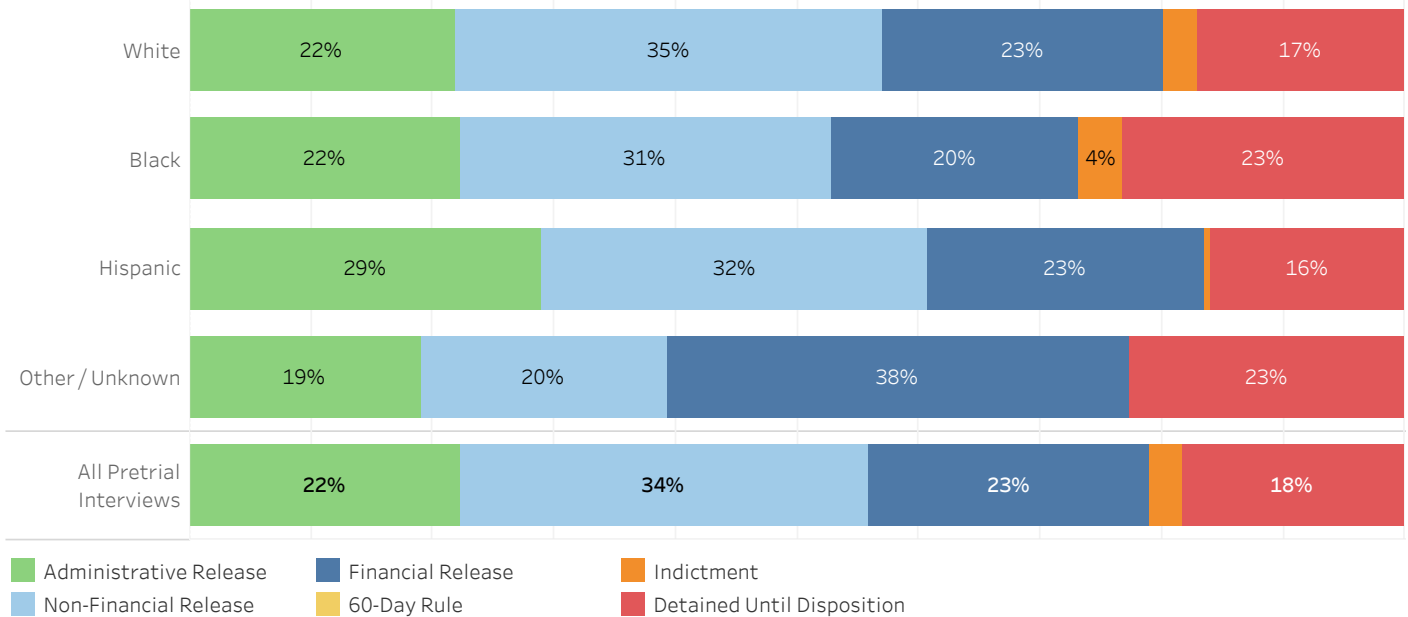


ADMINISTRATIVE OFFICE OF THE COURTS
Research and Statistics

19_PINS8020

District Court Pretrial Interviews with Custody Ending
CY2017-2021 WOODFORD COUNTY

Release Outcome Proportions by Defendant Race



Release Outcome Proportions by Defendant Race

		Administrative Release	Non-Financial Release	Financial Release	60-Day Rule	Indictment	Detained Until Disposition	All Pretrial Interviews
White	Interviews	405	649	427	1	51	316	1,849
	% of Interviews	22%	35%	23%	0%	3%	17%	100%
Black	Interviews	99	136	91	0	16	103	445
	% of Interviews	22%	31%	20%	0%	4%	23%	100%
Hispanic	Interviews	51	56	40	0	1	28	176
	% of Interviews	29%	32%	23%	0%	1%	16%	100%
Other/ Unknown	Interviews	16	17	32	0	0	19	84
	% of Interviews	19%	20%	38%	0%	0%	23%	100%
All Pretrial Interviews	Interviews	571	858	590	1	68	466	2,554
	% of Interviews	22%	34%	23%	0%	3%	18%	100%

* Data is provided from the Pretrial Information Management System

* Counts and percentages are of pretrial interviews.

* A single individual may have one or more pretrial interviews during the reported timeframe.

* 2019 Single-Race Population Estimates for Ages 15 and Older Only on CDC WONDER Online Database. Retrieved from <https://wonder.cdc.gov/wonder/help/single-race.html#Source> on November 3, 2021.