



The Department of Information and Technology Services
Research and Statistics
1001 Vandalay Drive
Frankfort, KY 40601
(502) 573-2350

SENTENCE INFORMATION FOR SPECIFIED CHARGES CONVICTED 1/1/2022 – 12/31/2023 STATEWIDE

February 27, 2024

By

Tammy Manley (*Data Analysis Specialist*)
Lyn Guarnieri (*Research and Statistics Team Lead*)
Daniel Sturtevant (*Data Officer*)

Statistics Request Overall Description

On December 22, 2023, a request was made to Research and Statistics to gather fine information for specified *Synthetic Drugs* charges convicted during Calendar Years (CY) 2022 – 2023 statewide. The charges included in this report are provided on the Supplemental Report.

CourtNet, which provides a summary of cases statewide, was queried for the specified *Synthetic Drugs* charges disposed from 1/1/2022 through 12/31/2023. The offenses included in this report are listed in the supplemental UOR report (24_RS3029).

Sentence information is provided for each of the convicted charges. The sentence information only represents individual charge sentence information and does not provide the overall punishment for the case/individual.

Sentencing Information

Sentence entries for each charge may consist of the Sentence Imposed, along with any amount probated, suspended, and/or conditionally discharged, and/or sentenced to home incarceration.

Convictions of sentences with incarceration may be fully or partially suspended. When the total amount of sentence modifications is equal to the sentenced imposed, the sentence may be considered fully suspended.

The amount of incarceration time sentenced is indicated as JORP (Jail or Prison). There are additional check boxes available to specifically indicate Jail and Prison, but these are not required, may not be used consistently, and no logical constraints restrict the use of these check boxes to given amounts of incarceration time sentenced. Some prison incarceration sentences of greater than a year may be served in county jails.

Factors which affect the overall remaining sentence:

- When multiple sentences of imprisonment are imposed on a defendant for more than one (1) crime, the multiple sentence time intervals can be ordered to run concurrently or consecutively as determined by the court at the time of sentence. The concurrent/consecutive indicator does not distinguish the charge(s) or case(s) the sentence was ordered to be concurrent / consecutive with.

SENTENCE INFORMATION FOR SPECIFIED CHARGES CONVICTED

1/1/2022 – 12/31/2023 STATEWIDE

Statistics Request Overall Description

- a. Concurrent Sentence: A sentence for a conviction that a court orders a defendant to serve simultaneously with the defendant’s sentence for a different conviction. A sentence may be fully or partially concurrent.
 - b. Consecutive Sentence: A sentence for a conviction that a court orders a defendant to serve only after he has discharged a sentence for a different conviction. A sentence may be fully or partially consecutive.
- There are additional checkboxes to capture conditional discharge time. These checkboxes are not taken into consideration within this report. These charges may be reported in the “other penalty” category.
 - Probation violations involve conduct that violates any judicial order imposing supervision of a defendant. Violations of probation and supervised release may result in “Probation Revocation” which is the annulment, cancellation, or reversal of an act, with regard to probation or supervised release, the term generally refers to the judicial act of canceling the supervision in response to the offender violation the terms of supervision and impose a term of incarceration.
 - Shock probation is a form of conditional early release from prison (before the full term of imprisonment expires). Upon violation of a parole condition, a parolee may be placed back in prison to complete the remainder of the sentence. (KRS 439.265)
 - Set Aside/Vacated Sentence When a sentence for one or more charges is set aside or vacated, the sentence information is removed and can no longer be reported.
 - Expungement of Conviction When one or more charges within a case is granted expungement, it can no longer be reported as the sentence information for these charges is removed as part of the expungement process.

Statistical Tables (24_RS3029 & 24_RS3033)

24_RS3029: Supplemental list of the offenses

Provides a list of the specified *Synthetic Drugs* offenses queried for this report sorted by two KRSs (1st Offense & 2nd or Subsequent Offense).

24_RS3033: This report provides a count of charges disposed between 1/1/2022 – 12/31/2023 for each CY sorted by the Offense.

Pages	Jurisdiction	Statistical Information Provided
1 & 2	Circuit	Conviction Rate by KRS and CY
3-5	Circuit	Sentence Information for Circuit Criminal (CR)
6 & 7	District	Conviction Rate by KRS and CY
8-12	District	Sentence Information for Traffic (T), Misdemeanor (M) and Felony (F) cases additionally sorted by non-prepayable cases and prepayable cases.

Page 1: The horizontal bar graph (**Figure 1**) displays the percentage of charges by charge disposition category per KRS. The chart to the right provides the counts of charges.

The cross table (**Table 1**) provides the percentage of charges in Circuit Court, along with the charge counts by charge disposition category and KRS.

SENTENCE INFORMATION FOR SPECIFIED CHARGES CONVICTED
1/1/2022 – 12/31/2023 STATEWIDE

Statistical Tables (24_RS3029 & 24_RS3033)

Page 2: The cross table (**Table 2**) of the convicted charges, percent of charges and the distinct count of cases sorted by the highest sentence penalty per each of the convicted charges.

A sentence can have more than one penalty, this table reports the charge by the first penalty criterion satisfied in the hierarchy below:

- Incarcerated Prison
- Incarcerated Jail
- Alternative Home Incarceration
- Alternative Conditionally Discharged
- Pay Fine
- Pay Court Cost
- No Sentence
- Alternative/Other Penalty

Note: Probation information is not reportable, cases which have probation may fall into the Alternative/Other Penalty category.

Page 3: Alternative Sentence and Conditions

Provides a cross table (**Table 3**) of charges sorted by KRS and sentence penalty type per sentence alternatives:

- Alcohol/Drug Education
- Traffic School
- Community Service Imposed
- Restitution
- Undergo Treatment
- CPD Other (Conditionally Probated or Discharged)
- Sentence Other
- Remain in Area
- Report to Probation Officer
- Notify Probation Officer
- Permit Probation Officer Visit

Note: Charges may be given multiple conditions. The same charge may be counted in multiple alternative sentence and condition categories.

Page 4 (Fine Information): The cross table (**Table 4**) displays convictions in which the sentence included a fine amount imposed on all charges. The total charges with fines imposed is equal to the sum of (a + b + c).

- a. Charges with a fine amount imposed, *partially* suspended, or conditionally discharged.
- b. Charges with a fine amount imposed, *not* suspended, probated, or conditionally discharged.
- c. Charges with a fine amount imposed, *totally* suspended, probated, or conditionally discharged.

Pages 5-9: Provide same information and format as pages 1 through 5, except for District Court.

SENTENCE INFORMATION FOR SPECIFIED CHARGES CONVICTED

1/1/2022 – 12/31/2023 STATEWIDE

Statistical Tables (24_RS3029 & 24_RS3033)

Statistical Analysis Considerations:

- These statistics represent a snapshot in time as of the date the data was queried.
- The sentence information in this report represents only the sentence ordered for that *charge* and does not provide the overall punishment for the case or for the individual.
- Sentence time entered represents the sentence ordered by the court. Subsequent modifications by the Department of Corrections to the length of incarceration is not reflected in this report.
- A case may consist of one or multiple charges. The report's count of cases represents a distinct count of case numbers, regardless of the number of charges within the case.
- Counts of cases do not necessarily represent counts of unique individuals.
- Charges consist of all original and amended charges within a case.
- Many, but not all, charges heard in Circuit Court were previously heard in District Court and indicted by the grand jury. As such, the sum of charges in District and Circuit Court will count some indicted charges twice and totals from the two jurisdictions are presented separately.
- Most indicted charges are recorded in CourtNet as final charge dispositions in District Court and then a new case will be started in Circuit Court. Not all indictments are followed by convictions in Circuit Court, and some charges are indicted directly to Circuit Court without being preceded by a District Felony case.

Data Variables Requested

Database	Data Variable	Description
CourtNet	Calendar Year	The calendar year is January 1 through December 31 and is based on the charge disposition date. This report includes calendar year 2022 through 2023.
	Charge Disposition Date	The date in which each charge was disposed. Different charges within the same case may have separate disposition dates.
	Jurisdiction	The jurisdiction in which each case was filed. This report includes Circuit and District Court jurisdictions.
	Charge Disposition	Charge dispositions are grouped into the following categories: Acquitted / Dismissed <ul style="list-style-type: none"> • ACQ – Acquitted • NG – Not Guilty • CAD – Dismissal by Motion of Prosecutor • DWP – Dismissed with Prejudice • DD – Dismissed Diverted • DDP – Dismissed Deferred Prosecution • DEC – Deceased • DGJ – Dismissed After Present to Grand Jury • DIS – Dismissed

SENTENCE INFORMATION FOR SPECIFIED CHARGES CONVICTED
1/1/2022 – 12/31/2023 STATEWIDE

Data Variables Requested

		<ul style="list-style-type: none"> • HNG – Hung Jury • INC – Incompetent to Stand Trial • MST - Mistrial • NGJ – No Action Taken by Grand Jury • NTB – No True Bill Returned by Grand Jury • PAR – Pardon - Prior to Adjudication Only • SAV – Set Aside/Voided • VAC – Vacated Judgment • VEFC – Vacated Expunged Felony Conviction • VSC – Void Sealed Conviction • WD - Withdrawn <p>Indictment by Grand Jury / Information</p> <ul style="list-style-type: none"> • IND – Indictment by Grand Jury / Information <p>Convicted</p> <ul style="list-style-type: none"> • G – Guilty • GM – Guilty - Multiple Counts • GSS – Guilty - Sealed Sentence • PRPD – Pre-payable Citation - Paid <p>Other</p> <ul style="list-style-type: none"> • EXT – Extradition • GDJ – Grand Jury • MER – Merged • OTH – Other • REM - Remanded • SR – Sealed Records • TRF – Transfer <p>Any disposition code applied erroneously to the charge</p> <p>This report excludes the following disposition types:</p> <p>Amended</p> <ul style="list-style-type: none"> • AD – Amended Down • AGJ – Amended Down by Grand Jury • AMEND – Amended • AU – Amended Up • AUGJ – Amended Up by Grand Jury <p>Diverted</p> <ul style="list-style-type: none"> • DIV – Diversion • DP – Deferred Prosecution • PTD – Pretrial Diversion <p>FTA/FTV/AP</p> <ul style="list-style-type: none"> • AP – Administrative Procedure • FTA – Failure to Appear • FTV – Fugitive
	Charges	A count of charges convicted with the charge disposition of

SENTENCE INFORMATION FOR SPECIFIED CHARGES CONVICTED
1/1/2022 – 12/31/2023 STATEWIDE

Data Variables Requested		
		Guilty, Guilty Multiple Counts (Obsolete), Guilty-Sealed Sentence (Obsolete), and Pre-Payable Citation Paid.
	Cases	The total number of distinct cases including any of the charges convicted.
	UOR Code and Description	The code and description which identifies the specific offense charge brought against the defendant.
Sentencing Information	Incarcerated: Jail	The total number of convictions in which the defendant was sentenced to a year or less in jail in which has remaining time amount of time after the subtraction of the following: probated/suspended time, conditionally discharged time, and home incarceration time. Sentence screen with only the conditionally discharged time captured in the checkbox or memo field will not be included in the calculation.
	Incarcerated: Prison	The total number of convictions in which the defendant was sentenced to a year or less in prison in which has remaining time amount of time after the subtraction of the following: probated/suspended time, conditionally discharged time, and home incarceration time. Sentence screen with only the conditionally discharged time captured in the checkbox or memo field will not be included in the calculation.
	Alternative Sentence	<p>When a person who has been convicted of an offense or who has entered a plea of guilty to an offense is not sentenced to imprisonment, the court may impose another sentence penalty including:</p> <p>Alternative Home Incarceration: The use of a monitoring device to facilitate the individual's ability to maintain gainful employment or to participate in programs approved as a condition of his or her incarceration, or both, using the person's home for purposes of confinement.</p> <p>Probation: The individual may be sentenced to a period of unsupervised or supervised probation, during which they are expected to comply with rules and requirements imposed by the court or by a probation officer. Probation may involve a condition of a short amount of incarceration (such as weekends in jail), confinement in a halfway house, or home detention.</p> <p>Note: Probation information is not reportable, cases which have probation may fall into the Alternative/Other Penalty category.</p> <p>Conditionally Discharged: Sentence time may be conditionally discharged. The court may modify or alter the conditions if the defendant commits an additional offense or violates a condition, revoke the sentence at any time prior to the expiration or termination of the period of conditional discharge.</p>

**SENTENCE INFORMATION FOR SPECIFIED CHARGES CONVICTED
1/1/2022 – 12/31/2023 STATEWIDE**

Data Variables Requested

		<p>Restitution: Money owed to a victim of an offense to compensate for damages caused by the defendant. Restitution may be ordered as part of a sentence, and in some types of cases, is mandatory (see KRS 532.032)</p> <p>Alcohol Drug Education (ADE): In addition to any other penalty prescribed, the court may sentence the person to attend an alcohol or substance abuse education or treatment program.</p> <p>Community Service: The court may order the individual to participate in unpaid work in local community instead of sentence time.</p> <p>State Traffic School (STS): A program offered by the Kentucky Transportation Cabinet for only those who have a Kentucky driver’s license. Completing the State Traffic School program avoids points assessed on a driver’s license and is a plea of guilt, to the charge.</p> <p>Pay Fine: A fine not totally suspended, probated, or conditionally discharged.</p> <p>Pay Court Cost: A court cost not totally suspended, probated, or conditionally discharged.</p> <p>Other Penalty: Sentence conditions which do not fall into any of the defined categories above.</p>
	No Sentence	The charge has been disposed as a conviction; however, sentence information has not either been given or entered.

Disclaimer Associated with KCOJ/AOC Database(s) and Element(s)

RESEARCH AND STATISTICS DISCLAIMER

Information received from KYCourts/CourtNet is subject to change(s), reprogramming, modification(s) of format and availability at the direction of the Administrative Office of the Courts (AOC), and may not at any particular moment reflect the true status of court cases due to ordinary limitation(s), delay(s) or error(s) in the system’s operation. The KYCourts/CourtNet database is not a real-time system. All datasets are a snapshot of case data at the time a query is run. Case counts are not counts of individuals as some persons may have multiple cases.

The AOC disclaims any warranties as to the validity of the information obtained from KYCourts/CourtNet. The recipient is solely responsible for verifying information received from KYCourts/CourtNet through the cross-referencing of official court records. The AOC shall not be liable

SENTENCE INFORMATION FOR SPECIFIED CHARGES CONVICTED
1/1/2022 – 12/31/2023 STATEWIDE

Disclaimer Associated with KCOJ/AOC Database(s) and Element(s)

to the recipient, or to any third party using the system or information obtained therefrom, for any damages whatsoever arising out of the use of KYCourts/CourtNet.

RESEARCH AND STATISTICS UOR CODE DISCLAIMER

The Kentucky State Police (KSP) assigns the Kentucky Uniform Crime Reporting Codes (UOR Codes) to criminal offenses in the Commonwealth of Kentucky. The KSP official list of UOR Codes by KRS number and descriptor can be obtained at the KSP's website at www.kentuckystatepolice.org.

The AOC assigns and maintains codes that are used within the Court of Justice Case Management System for statistical and reporting purposes. These codes are used to identify local and city ordinances, as well as codes for general administrative purposes. The AOC official list of UOR Codes with KRS number and descriptor can be obtained at the Court of Justice Website at <https://kycourts.gov/AOC/Information-and-Technology/Analytics/Pages/default.aspx>. The AOC UOR Code Listing is for informational purposes only and the information is subject to change, reprogramming, modifications of format, and availability at the direction of the Administrative Office of the Courts (AOC).

A query for data based on specified charges will include each UOR code specified and possible supplemental codes. Supplemental codes (or "ASCF" codes) to any UOR code include: 1) attempt, 2) solicitation, 3) conspiracy, 4) facilitation, 5) complicity, and 6) enhancement. In total, UOR codes contain seven digits. The first six digits are specific to that charge. The seventh digit indicates if there is a supplemental code. A "0" as the seventh digit means that is the primary UOR code and it does not have a supplemental code. If there are supplemental codes, the "0" will change to a 1, 2, 3, 4, 5, or 6 (the numbering corresponds to the list above). An enhancement does not exist on all UOR codes. When a supplemental code does not appear within a dataset, charge(s) did not occur during this period. The presence of "*obs" within the description of a UOR code indicates an obsolete UOR code. However, the code is still present within the KYCourts/CourtNet database and may still be utilized. Not every UOR code included in the query will have charges associated with it in each calendar year examined. Some cases may contain multiple charges; therefore, charge counts may exceed case counts. The number of cases cannot be inferred as the number of individuals as multiple cases may have the same defendant.

The AOC disclaims and makes no warranty, express or implied, nor assumes any legal liability or responsibility, for the validity, accuracy, correctness, or completeness of any information that is available and/or obtained through this listing. The recipient is solely responsible for verifying the accuracy of the information received from the official owner of the UOR Codes, the KSP. Furthermore, the AOC shall not be liable to the recipient, the recipient's heirs and assigns, next of kin or to any third party, for any and all claims, demands, losses or damages arising from the usage of this list and/or information contained therein.



**ADMINISTRATIVE OFFICE OF THE COURTS
Research & Statistics**

24_RS3029

The UOR Codes listed below were queried for the offense report.

(This listing includes the base code only, the additional ASCF's are included in the query)

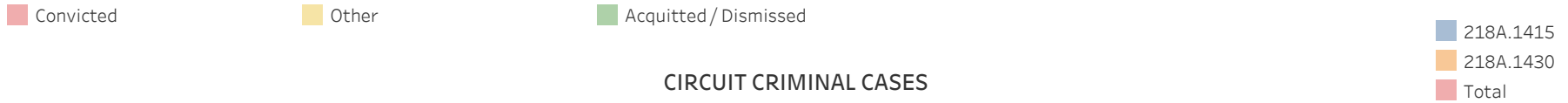
KRS	Long UOR	Description	Level	Class	
218A.1415	0421850	POSS CONT SUB, 1ST DEGREE, 2ND OFFENSE (DATE RAPE DRUG)	Felony	D	
	0421860	POSS CONT SUB, 1ST DEGREE, 3RD OR > (DATE RAPE DRUG)	Felony	D	
	0421870	POSS CONT SUB, 1ST DEGREE, 2ND OFFENSE (METHAMPHETAMINE)	Felony	D	
	0421880	POSS CONT SUB, 1ST DEGREE, 3RD OR > OFF (METHAMPHETAMINE)	Felony	D	
	0421890	POSS CONT SUB, 1ST DEGREE, 2ND OFFENSE - PCP	Felony	D	
	0421900	POSS CONT SUB, 1ST DEGREE, 3RD OR > OFFENSE - PCP	Felony	D	
	0421910	POSS CONT SUB, 1ST DEGREE, 2ND OFFENSE - DRUG UNSPECIFIED	Felony	D	
	0421920	POSS CONT SUB, 1ST DEGREE, 3RD OR > OFF - DRUG UNSPECIFIED	Felony	D	
	0421930	POSS CONT SUB, 1ST DEGREE, 2ND OFFENSE - COCAINE	Felony	D	
	0421940	POSS CONT SUB, 1ST DEGREE, 3RD OR > OFFENSE - COCAINE	Felony	D	
	0421950	POSS CONT SUB, 1ST DEGREE, 2ND OFFENSE - HEROIN	Felony	D	
	0421960	POSS CONT SUB, 1ST DEGREE, 3RD OR > OFFENSE - HEROIN	Felony	D	
	0421970	POSS CONT SUB, 1ST DEGREE, 2ND OFFENSE - OPIATES	Felony	D	
	0421980	POSS CONT SUB, 1ST DEGREE, 3RD OR > OFFENSE - OPIATES	Felony	D	
	0421990	POSS CONT SUB, 1ST DEGREE, 2ND OFFENSE - LSD	Felony	D	
	0422000	POSS CONT SUB, 1ST DEGREE, 3RD OR > OFFENSE - LSD	Felony	D	
	0422010	POSS CONT SUB, 1ST DEGREE, 1ST OFFENSE - DRUG UNSPECIFIED	Felony	D	
	0422020	*OBS* POSS CONT SUB, 1ST DEGREE, 2ND OR > OFF - DRUG UNSP	Felony	C	
	0422030	POSS CONT SUB, 1ST DEGREE, 1ST OFFENSE - COCAINE	Felony	D	
	0422040	*OBS* POSS CONT SUB, 1ST DEGREE, 2ND OR > OFFENSE - COCAINE	Felony	C	
	0422050	POSS CONT SUB, 1ST DEGREE, 1ST OFFENSE HEROIN	Felony	D	
	0422060	*OBS* POSS CONT SUB, 1ST DEGREE, 2ND OR > OFFENSE - HEROIN	Felony	C	
	0422070	POSS CONT SUB, 1ST DEGREE, 1ST OFFENSE - LSD	Felony	D	
	0422080	*OBS* POSS CONT SUB, 1ST DEGREE, 2ND OR > OFFENSE - LSD	Felony	C	
	0422090	POSS CONT SUB, 1ST DEGREE, 1ST OFFENSE - OPIATES	Felony	D	
	0422100	*OBS* POSS CONT SUB, 1ST DEGREE, 2ND OR > OFFENSE - OPIATES	Felony	C	
	0422110	1ST DEGREE POSSESSION OF CS/PCP, 1ST OFFENSE	Felony	D	
	0422120	*OBS* POSS CONT SUB - 1ST DEGREE -2ND OR > OFFENSE - PCP	Felony	C	
	0422130	POSSESS CONT SUB, 1ST DEGREE DATE - RAPE DRUG	Felony	D	
	0422140	*OBS* POSS CONT SUB - 1ST DEGREE, 2ND OR > DATE RAPE DRUG	Felony	C	
	0422150	POSS CONT SUB, 1ST DEGREE, 1ST OFF (METHAMPHETAMINE)	Felony	D	
	0422160	*OBS* POSS CONT SUB, 1ST DEGREE, 2ND> OFF METHAMPHETAMI	Felony	C	
	0422180	POSS CONT SUB, 1ST DEG, 1ST OFF HYDROCODONE	Felony	D	
	0422200	POSS CONT SUB 1ST DEG 2ND OFF HYDROCODONE	Felony	D	
	0422220	POSS CONT SUB 1ST DEG 3RD OFF HYDROCODONE	Felony	D	
	0424880	POSS CONT SUB 1ST DEGREE CARFENTANIL OR FENTANYL DERIATIVES	Felony	D	
	0424900	POSS CONT SUB 1ST DEGREE FENTANYL	Felony	D	
	218A.1430	0423860	*OBS* TRAFFICKING SYNTHETIC DRUGS 1ST OFFENSE - CLASS A MISD	Misdemeanor	A
		0423870	*OBS* TRAFFICKING SYNTHETIC DRUGS 2ND OR > OFF CLASS D FEL	Felony	D
		0423900	*OBS* POSSESSION OF SYNTHETIC DRUGS - CLASS B MISDEMEANOR	Misdemeanor	B
		0423910	TRAFFICKING IN SYNTHETIC DRUGS - 1ST OFFENSE	Felony	D
		0423930	TRAFFICKING IN SYNTHETIC DRUGSS-2ND OR SUBSEQUENT OFFENSE	Felony	C
		0423950	POSSESSION OF SYNTHETIC DRUGS-1ST OFFENSE	Misdemeanor	A
		0423970	POSSESSION OF SYNTHETIC DRUGS-2ND OFFENSE	Felony	D

* This data is provided from the CourtNet database.



ADMINISTRATIVE OFFICE OF THE COURTS
Research and Statistics
 Synthetic Drug Charges Disposed CY 2022 - CY 2023 STATEWIDE

24_RS3033



CIRCUIT CRIMINAL CASES

Figure 1: Charge Conviction Rate by Offense per CY.

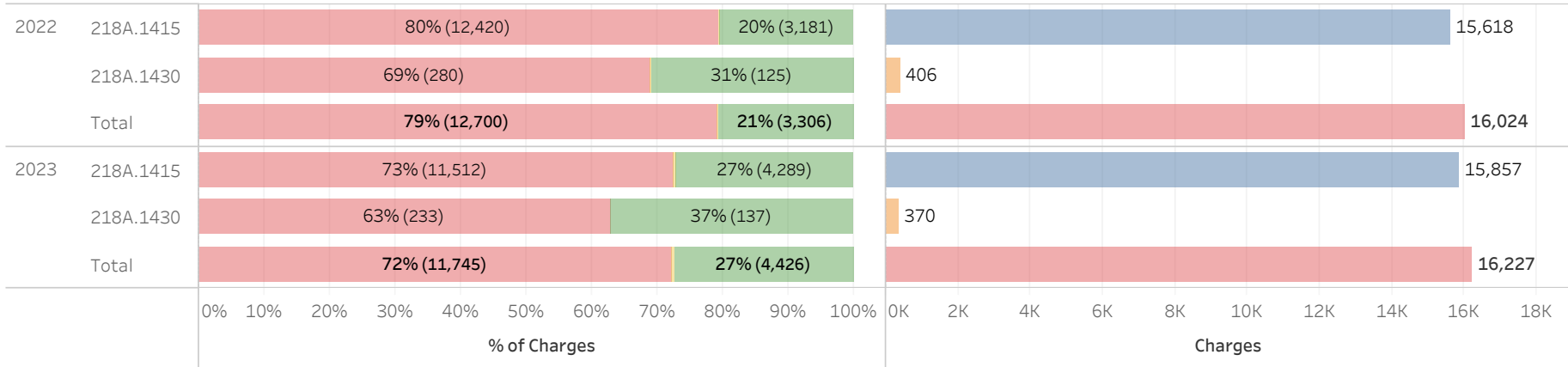


Table 1: Charge Conviction Rate by Offense and CY

		2022			2023			Grand Total		
		Convicted	Acquitted / Dismissed	Other	Total	Convicted	Acquitted / Dismissed		Other	Total
218A.1415	Charges	12,420	3,181	17	15,618	11,512	4,289	56	15,857	31,475
	% of Charges	79.5%	20.4%	0.1%	100.0%	72.6%	27.0%	0.4%	100.0%	100.0%
218A.1430	Charges	280	125	1	406	233	137		370	776
	% of Charges	69.0%	30.8%	0.2%	100.0%	63.0%	37.0%		100.0%	100.0%
Grand Total	Charges	12,700	3,306	18	16,024	11,745	4,426	56	16,227	32,251
	% of Charges	79.3%	20.6%	0.1%	100.0%	72.4%	27.3%	0.3%	100.0%	100.0%

* This data is provided from the CourtNet database.

* This report excludes the failures to appear (FTA/FTV) and diversion (DIV/PTD) charge disposition types.

* Charges which were disposed with an amended disposition type have been excluded, however, if amended to another offense and the new charge is disposed, that charge is included in the report and will be reflected within the CY of disposition.

* Many, but not all, charges heard in Circuit Court were previously heard in District Court and indicted by the grand jury. As such, the sum of charges in District and Circuit Court will count some indicted charges twice and totals from the two jurisdictions are presented separately.

* Most indicted charges are recorded in CourtNet as final charge dispositions in District Court and then a new case will be started in Circuit Court. Not all indictments are followed by convictions in Circuit Court, and some charges are indicted directly to Circuit Court without being preceded by a District Felony case.



ADMINISTRATIVE OFFICE OF THE COURTS

Research and Statistics

Sentence Information on Synthetic Drug Charges Convicted CY 2022 - CY 2023

STATEWIDE

CIRCUIT CRIMINAL CASES

24_RS3033

Table 2: Charges Convicted Categorized by Highest Sentence Penalty Type Served

			Incarcerated Prison	Incarcerated Jail	Alternative: Home Incarceration	Alternative: Cond. Discharged	Pay Fine Amount	Pay Court Cost	Alternative/ Other Penalty	No Sentence	Grand Total
2022	218A.1415	Charges	1,874	2,492	9	299	70	1,560	6,010	104	12,418
		% of Charges	15.1%	20.1%	0.1%	2.4%	0.6%	12.6%	48.4%	0.8%	100.0%
		Cases	1,690	2,352	8	273	70	1,559	5,522	100	11,389
	218A.1430	Charges	40	61		12		4	161	2	280
		% of Charges	14.3%	21.8%		4.3%		1.4%	57.5%	0.7%	100.0%
		Cases	40	55		12		4	160	2	273
	Total	Charges	1,914	2,553	9	311	70	1,564	6,171	106	12,698
		% of Charges	15.1%	20.1%	0.1%	2.4%	0.6%	12.3%	48.6%	0.8%	100.0%
		Cases	1,723	2,395	8	279	70	1,563	5,615	102	11,549
2023	218A.1415	Charges	1,651	2,278	1	210	70	1,626	5,533	142	11,511
		% of Charges	14.3%	19.8%	0.0%	1.8%	0.6%	14.1%	48.1%	1.2%	100.0%
		Cases	1,476	2,090	1	196	70	1,626	5,025	136	10,440
	218A.1430	Charges	40	65		8		4	115	1	233
		% of Charges	17.2%	27.9%		3.4%		1.7%	49.4%	0.4%	100.0%
		Cases	37	65		8		4	114	1	228
	Total	Charges	1,691	2,343	1	218	70	1,630	5,648	143	11,744
		% of Charges	14.4%	20.0%	0.0%	1.9%	0.6%	13.9%	48.1%	1.2%	100.0%
		Cases	1,505	2,134	1	204	70	1,630	5,090	137	10,571

* Data is provided from the CourtNet database.

* Charges consist of all convicted charges within a case. A case may consist of one or multiple charges, the distinct count on cases counts the case only once.



ADMINISTRATIVE OFFICE OF THE COURTS

24_RS3033

Research and Statistics

Sentence Information on Synthetic Drug Charges Convicted CY 2022 - CY 2023

STATEWIDE

CIRCUIT CRIMINAL CASES

Table 3: Alternative Sentence and Conditions by Sentence Penalty Type
(Charges can have multiple conditions)

		Incarcerated Prison	Alternative: Home Incarceration	Alternative: Cond. Discharged	Alternative/Other Penalty	No Sentence	Grand Total
218A.1415	1. Charges	3,525	10	509	11,543	246	15,833
	2. Cases	3,166	9	469	10,545	236	14,396
	Alcohol Drug Education	4	0	5	14	0	23
	Traffic School	0	0	0	2	0	2
	Community Service	3	5	12	207	0	227
	Restitution	17	0	5	69	0	91
	Undergo Treatment	78	0	50	1,952	0	2,080
	CPD Other	0	0	0	4	0	4
	Sentence Other	0	0	0	0	0	0
	Remain in Area	0	1	19	515	0	535
	Report to Probation Officer	23	1	69	4,257	0	4,350
	Notify Probation Officer	10	0	62	2,527	0	2,599
Permit Probation Officer Visit	12	1	61	3,023	0	3,097	
218A.1430	1. Charges	80		20	276	3	379
	2. Cases	77		20	274	3	374
	Alcohol Drug Education	0		0	0	0	0
	Traffic School	0		0	0	0	0
	Community Service	0		0	0	0	0
	Restitution	1		0	0	0	1
	Undergo Treatment	2		0	50	0	52
	CPD Other	0		0	0	0	0
	Sentence Other	0		0	0	0	0
	Remain in Area	0		0	9	0	9
	Report to Probation Officer	1		2	123	0	126
	Notify Probation Officer	1		2	104	0	107
	Permit Probation Officer Visit	1		1	112	0	114

* Data is provided from the CourtNet database.

* Charges consist of all convicted charges within a case. A case may consist of one or multiple charges, the distinct count on cases counts the case only once.



ADMINISTRATIVE OFFICE OF THE COURTS

Research and Statistics

Sentence Information on Synthetic Drug Charges Convicted CY 2022 - CY 2023

STATEWIDE

24_RS3033

CIRCUIT CRIMINAL CASES

Table 4: Fine Amount Imposed on Charges by Sentence Penalty Type

		Incarcerated Prison	Incarcerated Jail	Alternative: Cond. Discharged	Pay Fine Amount	Pay Court Cost	Alternative/Other Penalty	Grand Total
218A.1415	Fine Amount Imposed	146	304	14	140	11	1,274	1,889
	a. Fine: Partially Susp/CD	2	0	0	0	0	24	26
	b. Fine: No Susp/CD	14	31	6	140	0	68	259
	c. Fine: All Susp/CD	130	273	8	0	11	1,182	1,604
218A.1430	Fine Amount Imposed	4	7				40	51
	a. Fine: Partially Susp/CD	0	0				0	0
	b. Fine: No Susp/CD	0	0				0	0
	c. Fine: All Susp/CD	4	7				40	51
Grand Total	Fine Amount Imposed	150	311	14	140	11	1,314	1,940
	a. Fine: Partially Susp/CD	2	0	0	0	0	24	26
	b. Fine: No Susp/CD	14	31	6	140	0	68	259
	c. Fine: All Susp/CD	134	280	8	0	11	1,222	1,655

* Data is provided from the CourtNet database.

* Charges consist of all convicted charges within a case. A case may consist of one or multiple charges, the distinct count on cases counts the case only once.



ADMINISTRATIVE OFFICE OF THE COURTS
Research and Statistics
 Synthetic Drug Charges Disposed CY 2022 - CY 2023 STATEWIDE

24_RS3033


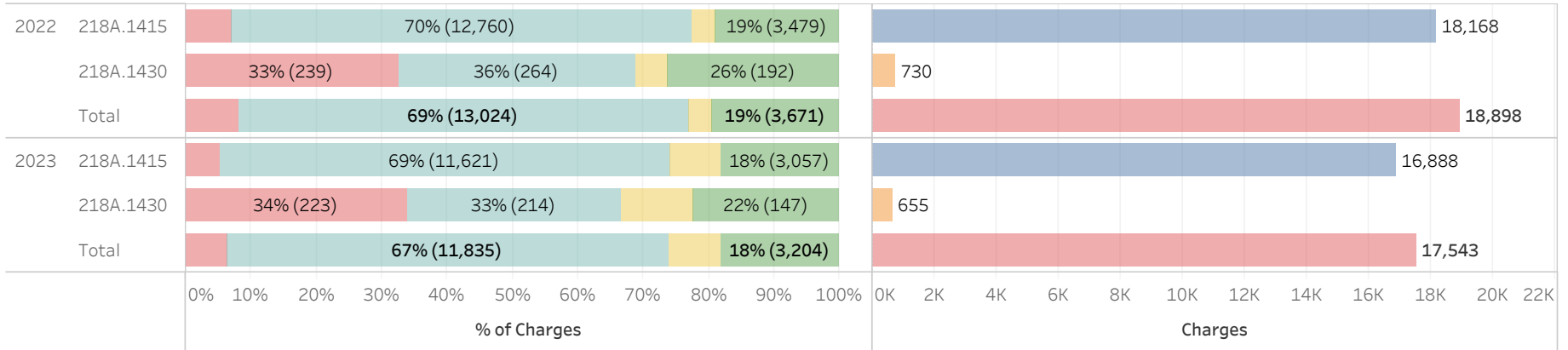


Figure 2: Conviction Rate by Offense and CY



* This data is provided from the CourtNet database.

* This report excludes the failures to appear (FTA/FTV) and diversion (DIV/PTD) charge disposition types.

* Charges which were disposed with an amended disposition type have been excluded, however, if amended to another offense and the new charge is disposed, that charge is included in the report and will be reflected within the CY of disposition.

* Many, but not all, charges heard in Circuit Court were previously heard in District Court and indicted by the grand jury. As such, the sum of charges in District and Circuit Court will count some indicted charges twice and totals from the two jurisdictions are presented separately.

* Most indicted charges are recorded in CourtNet as final charge dispositions in District Court and then a new case will be started in Circuit Court. Not all indictments are followed by convictions in Circuit Court, and some charges are indicted directly to Circuit Court without being preceded by a District Felony case.



ADMINISTRATIVE OFFICE OF THE COURTS
Research and Statistics
 Synthetic Drug Charges Disposed CY 2022 - CY 2023 STATEWIDE

24_RS3033

DISTRICT CRIMINAL CASES

Table 5: Conviction Rate by Offense and CY

		2022		2023		Grand Total	
		Charges	% of Charges	Charges	% of Charges	Charges	% of Charges
Indictment by a Grand Jury	218A.1415	12,760	70.2%	11,621	68.8%	24,381	69.5%
	218A.1430	264	36.2%	214	32.7%	478	34.5%
	Total	13,024	68.9%	11,835	67.5%	24,859	68.2%
Acquitted / Dismissed	218A.1415	3,479	19.1%	3,057	18.1%	6,536	18.6%
	218A.1430	192	26.3%	147	22.4%	339	24.5%
	Total	3,671	19.4%	3,204	18.3%	6,875	18.9%
Convicted	218A.1415	1,297	7.1%	887	5.3%	2,184	6.2%
	218A.1430	239	32.7%	223	34.0%	462	33.4%
	Total	1,536	8.1%	1,110	6.3%	2,646	7.3%
Other	218A.1415	632	3.5%	1,323	7.8%	1,955	5.6%
	218A.1430	35	4.8%	71	10.8%	106	7.7%
	Total	667	3.5%	1,394	7.9%	2,061	5.7%
Grand Total		18,898	100.0%	17,543	100.0%	36,441	100.0%

* This data is provided from the CourtNet database.

* This report excludes the failures to appear (FTA/FTV) and diversion (DIV/PTD) charge disposition types.

* Charges which were disposed with an amended disposition type have been excluded, however, if amended to another offense and the new charge is disposed, that charge is included in the report and will be reflected within the CY of disposition.

* Many, but not all, charges heard in Circuit Court were previously heard in District Court and indicted by the grand jury. As such, the sum of charges in District and Circuit Court will count some indicted charges twice and totals from the two jurisdictions are presented separately.

* Most indicted charges are recorded in CourtNet as final charge dispositions in District Court and then a new case will be started in Circuit Court. Not all indictments are followed by convictions in Circuit Court, and some charges are indicted directly to Circuit Court without being preceded by a District Felony case.



ADMINISTRATIVE OFFICE OF THE COURTS

Research and Statistics

Sentence Information on Synthetic Drug Charges Convicted CY 2022 - CY 2023

STATEWIDE

DISTRICT CRIMINAL CASES

24_RS3033

Table 6: Charges Convicted Categorized by Highest Sentence Penalty Type Served

			District Non-Prepayable Cases							Grand Total	
			Incarcerated Jail	Alternative: Home Incarceration	Alternative: Cond. Discharged	Pay Fine Amount	Pay Court Cost	Alternative/ Other Penalty	No Sentence		Total
2022	218A.1415	Charges	175	46	813	8	25	209	21	1,297	1,297
		% of Charges	13.5%	3.5%	62.7%	0.6%	1.9%	16.1%	1.6%	100.0%	100.0%
		Cases	162	44	799	8	25	197	20	1,247	1,247
	218A.1430	Charges	62		31	21	6	113	6	239	239
		% of Charges	25.9%		13.0%	8.8%	2.5%	47.3%	2.5%	100.0%	100.0%
		Cases	62		31	21	6	112	6	238	238
2023	218A.1415	Charges	96	40	527	8	29	177	10	887	887
		% of Charges	10.8%	4.5%	59.4%	0.9%	3.3%	20.0%	1.1%	100.0%	100.0%
		Cases	92	38	519	8	29	169	9	862	862
	218A.1430	Charges	67	1	28	28	3	93	3	223	223
		% of Charges	30.0%	0.4%	12.6%	12.6%	1.3%	41.7%	1.3%	100.0%	100.0%
		Cases	67	1	28	28	3	93	3	223	223
Grand Total		Charges	400	87	1,399	65	63	592	40	2,646	2,646
		% of Charges	15.1%	3.3%	52.9%	2.5%	2.4%	22.4%	1.5%	100.0%	100.0%
		Cases	381	83	1,377	65	63	571	38	2,568	2,568

* Data is provided from the CourtNet database.

* Charges consist of all convicted charges within a case. A case may consist of one or multiple charges, the distinct count on cases counts the case only once.



**ADMINISTRATIVE OFFICE OF THE COURTS
Research and Statistics**

24_RS3033

Sentence Information on Synthetic Drug Charges Convicted CY 2022 - CY 2023
STATEWIDE
DISTRICT CRIMINAL CASES

Table 7: Charges with Alternative Sentence/Sentence Conditions by Sentence Penalty Type
(Charges can have multiple conditions)

		Alternative: Cond. Discharged	Alternative/Other Penalty	Grand Total
218A.1415	1. Charges	1,340	386	1,726
	2. Cases	1,318	366	1,684
	Alcohol Drug Education	1	0	1
	Traffic School	0	0	0
	Community Service	0	0	0
	Sentence Other	0	0	0
	Restitution	1	2	3
	Undergo Treatment	3	32	35
	CPD Other	0	0	0
	Remain in Area	0	0	0
	Report to Probation Officer	0	8	8
	Notify Probation Officer	0	0	0
	Permit Probation Officer Visit	0	0	0
	218A.1430	1. Charges	59	206
2. Cases		59	205	264
Alcohol Drug Education		0	0	0
Traffic School		0	0	0
Community Service		0	0	0
Sentence Other		0	0	0
Restitution		0	0	0
Undergo Treatment		2	1	3
CPD Other		0	0	0
Remain in Area		0	0	0
Report to Probation Officer		0	1	1
Notify Probation Officer		0	0	0
Permit Probation Officer Visit		0	0	0

* Data is provided from the CourtNet database.

* Charges consist of all convicted charges within a case. A case may consist of one or multiple charges, the distinct count on cases counts the case only once.



ADMINISTRATIVE OFFICE OF THE COURTS

Research and Statistics

Sentence Information on Synthetic Drug Charges Convicted CY 2022 - CY 2023

STATEWIDE

DISTRICT CRIMINAL CASES

24_RS3033

Table 8: Fine Amount Imposed on Charges by Sentence Penalty Type

			Incarcerated Jail	Alternative: Home Incarceration	Alternative: Cond. Discharged	Pay Fine Amount	Pay Court Cost	Alternative/Other Penalty	Grand Total
2022	218A.1415	Fine Amount Imposed	1	1	4	8	1	4	19
		a. Fine: Partially Susp/CD	0	0	0	0	0	0	0
		b. Fine: No Susp/CD	0	1	3	8	0	3	15
		c. Fine: All Susp/CD	1	0	1	0	1	1	4
	218A.1430	Fine Amount Imposed	10		7	21	1	12	51
		a. Fine: Partially Susp/CD	0		0	3	0	1	4
		b. Fine: No Susp/CD	8		7	18	0	3	36
	c. Fine: All Susp/CD	2		0	0	1	8	11	
2023	218A.1415	Fine Amount Imposed	7	1	3	7	1	2	21
		a. Fine: Partially Susp/CD	0	0	0	0	0	0	0
		b. Fine: No Susp/CD	6	0	2	7	0	2	17
		c. Fine: All Susp/CD	1	1	1	0	1	0	4
	218A.1430	Fine Amount Imposed	3		2	28		4	37
		a. Fine: Partially Susp/CD	0		0	3		0	3
		b. Fine: No Susp/CD	2		2	25		0	29
	c. Fine: All Susp/CD	1		0	0		4	5	
Grand Total	Fine Amount Imposed	21	2	16	64	3	22	128	
	a. Fine: Partially Susp/CD	0	0	0	6	0	1	7	
	b. Fine: No Susp/CD	16	1	14	58	0	8	97	
	c. Fine: All Susp/CD	5	1	2	0	3	13	24	

* Data is provided from the CourtNet database.

* Charges consist of all convicted charges within a case. A case may consist of one or multiple charges, the distinct count on cases counts the case only once.