



ONE-YEAR AND THREE-YEAR RECIDIVISM DATA FOR SPECIFIED YOUTH HAVING COMPLAINTS CLOSED CY 2018

October 5, 2022

Statistics Request Overall Description

On June 30, 2022, Research and Statistics received a request for a report of recidivism data for youth associated with a sample of complaints having a complaint close date during Calendar Year (CY) 2018 in which the close reason was Successful Diversion or Formal Court Referral.

The AOC Court Designated Workers Case Management System (CDWCMS), the case management and information system used by Court Designated Workers, was queried for a random sample of 1,000 Complaints closed between January 1, 2018, and December 31, 2018, limited to the following:

- 500 Complaints having a complaint close reason group of Successful Diversion
- 500 Complaints having a complaint close reason group of Formal Court Referral

Records for the youth associated with the 1,000 Original Complaints were searched manually search to identify any subsequent CDW Complaints filed or CourtNet cases filed within 1 year of the Original Complaint close date, or if there were any subsequent CDW Complaints filed or CourtNet cases filed within 3 years of the Original Complaint close date. Court cases identified included Juvenile Delinquency or Status cases, or adult Circuit Criminal, Felony, or Misdemeanor cases.

Statistical Report 22_CDW7001

This report consists of four (4) pages as described below, with pages 1 and 2 reporting 1-year recidivism data, and pages 3 and 4 reporting 3-year recidivism.

Page 1: One Year Recidivism for Complaints Closed CY 2018

Table 1:

This table displays recidivism data for Youth having a Complaint closed in CY 2018. This table is grouped by Yes/No indicating whether the Youth had a subsequent CDW Complaint or CourtNet Case filed within 1 year of the original Complaint Close Date.

Figure 1:

This figure displays the same information as *Table 1* presented in a horizontal bar graph form.

Table 2:

This table displays recidivism data for Youth having a Complaint closed in CY 2018. This table is grouped by Close Reason Group and sorted by Yes/No indicating whether the Youth had a subsequent CDW Complaint or CourtNet Case filed within 1 year of the original Complaint Close Date.

Figure 2

This figure displays the same information as *Table 2* presented in a horizontal bar graph form.

ONE-YEAR AND THREE-YEAR RECIDIVISM DATA FOR SPECIFIED YOUTH HAVING COMPLAINTS CLOSED CY 2018

Statistical Report 22_CDW7001

Page 2: One Year Recidivism for Complaints Closed CY 2018

Table 3: This table displays recidivism data for Youth having a Complaint closed in CY 2018. This table is grouped by Close Reason Group broken down by Close Reason and is sorted by Yes/No indicating whether the Youth had a subsequent CDW Complaint or CourtNet Case filed within 1 year of the original Complaint Close Date.

Figure 3: This figure displays the same information as *Table 3*, presented in a horizontal bar graph format.

Page 3: Three Year Recidivism for Complaints Closed CY 2018

Table 4:

This table displays recidivism data for Youth having a Complaint closed in CY 2018. This table is broken down by Yes or No indicators, to specify whether the Youth had a subsequent CDW Complaint or CourtNet Case filed within 3 years of the original Complaint Close Date.

Figure 4:

This figure displays the same information as *Table 4* presented in a horizontal bar graph form.

Table 5:

This table displays recidivism data for Youth having a Complaint closed in CY 2018. This table is grouped by Close Reason Group and sorted by Yes/No indicating whether the Youth had a subsequent CDW Complaint or CourtNet Case filed within 3 years of the original Complaint Close Date.

Figure 5

This figure displays the same information as *Table 5* presented in a horizontal bar graph form.

Page 4: Three Year Recidivism for Complaints Closed CY 2018

Table 6: This table displays recidivism data for Youth having a Complaint closed in CY 2018. This table is grouped by Close Reason Group broken down by Close Reason and is sorted by Yes/No indicating whether the Youth had a subsequent CDW Complaint or CourtNet Case filed within 3 years of the original Complaint Close Date.

Figure 6: This figure displays the same information as *Table 6*, presented in a horizontal bar graph format.

Statistical Analysis Considerations

- The statistical information presented is a snapshot in time as of the dates the various datapoints were collected. The random sample of complaints was generated on June 30th, 2022, and subsequent complaint and case records were identified during July through September of 2022.
- Counts of complaints do not equal a count of youth, since a youth may have multiple complaints.
- Count of youth are distinct and are only counted once based on the unique youth, however, a youth can be counted in multiple years if meets the recidivism criteria during that CY. A youth may also be counted twice if they have two origin complaints, one for successful diversion and one for formal court referral.

ONE-YEAR AND THREE-YEAR RECIDIVISM DATA FOR SPECIFIED YOUTH HAVING COMPLAINTS CLOSED CY 2018

Statistical Report 22_CDW7001

- Recidivism for complaints closed takes into consideration the next 365 or 1,095 days when determining recidivism (based on the subsequent CDW Complaint Filing Date or CourtNet Case Filing date).
- Traffic Cases were not included when determining CourtNet recidivism.
- Complaints with a Close Reason of *No Reasonable Grounds* were not included when determining CDW recidivism for the Youth identified in the Original Complaint.

Data Element/Field/Variable Requested

Database	Data Element/Field/Variable	Description/Definition
CDW CMS	Calendar Year	The Calendar Year begins January 1 and ends on December 31.
	Recidivism	Instances in which the original complaint (public/status) is followed by the filing of at least one (1) subsequent complaint (public & status) or CourtNet Case filed within: <ul style="list-style-type: none"> • One Year: 365 days of the close date of the original complaint, against the same youth. • Three Year: 1,095 days of the close date of the original complaint against the same youth.
	Original Complaint	In the evaluation of recidivism, the original complaint is the closed complaint tested for recidivism.
	Subsequent Complaint	Any complaint entered after the original complaint close date for those complaints identified as meeting the criteria for recidivism. Not including complaints with a close reason of <i>No Reasonable Grounds</i> .
	Subsequent CourtNet Case	Any CourtNet Case entered after the original complaint close date identified as meeting the criteria for recidivism. Not including Traffic Cases.
	Complaint Close Date	The date a complaint was closed within the CDW_CMS database.
	Complaint Outcome / Complaint Close Reason	The manner in which the complaint was closed. Similar close reasons are grouped into broader Complaint Outcomes. <ul style="list-style-type: none"> • Dismissed (Successful Diversion) • Formal Court Referral <ul style="list-style-type: none"> ○ Unsuccessful Diversion ○ Child Failed to Appear for Preliminary Inquiry Interview ○ Child Requested Formal Court Hearing ○ Formal Court Referral: CDW

**ONE-YEAR AND THREE-YEAR RECIDIVISM DATA
FOR SPECIFIED YOUTH HAVING COMPLAINTS CLOSED CY 2018**

Data Element/Field/Variable Requested		
Database	Data Element/Field/Variable	Description/Definition
		<ul style="list-style-type: none"> ○ Formal Court Referral: County Attorney ○ Formal Court Referral: Judge ○ Youthful Offender Referral <p>Complaints dismissed or closed for other reasons are excluded from this report.</p>
	Complaints	The number of distinct complaints filed with the Court Designated Workers program. A single complaint may include one or more charges, and more than one complaint may be filed against the same youth during a given period of time.
	Youth	A count of distinct Juveniles identified in the initial query of 1,000 complaints.

Disclaimer Associated with KCOJ/AOC Database(s) and Element(s)

RESEARCH AND STATISTICS DISCLAIMER for CDWCMS REQUESTS

The data from this report is provided from the Court Designated Worker program. Information received from the Court Designated Worker Program electronic case management system (CDWCMS) is subject to change(s), reprogramming, modification(s) of format and availability at the direction of the Administrative Office of the Courts (AOC), and may not at any particular moment reflect the true status of court cases due to ordinary limitation(s), delay(s) or error(s) in the system's operation.



ADMINISTRATIVE OFFICE OF THE COURTS
Research and Statistics

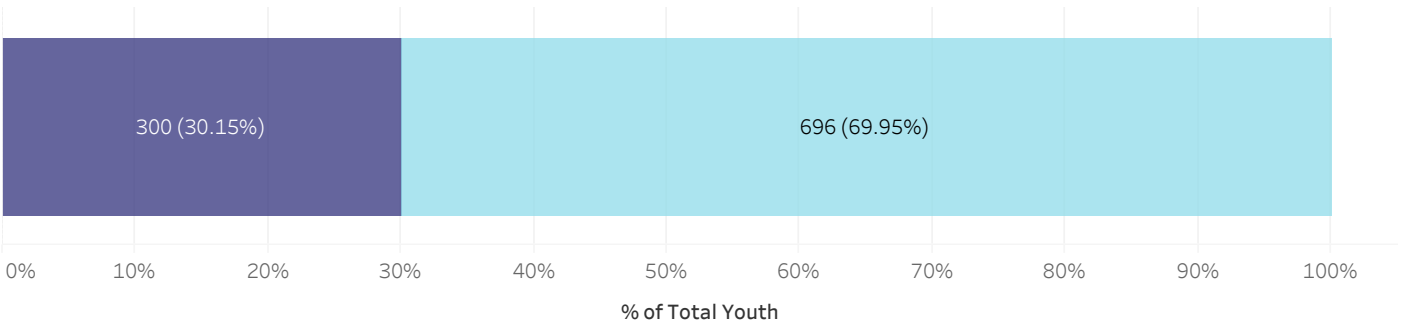
22_CDW7023

One-Year and Three-Year Recidivism Data
Specified Youth Having Complaints Closed CY 2018

Table 1: One-Year Recidivism (Yes/No) for Youth Having Complaints Closed CY 2018

	One-Year Recidivism		Grand Total
	Yes	No	
Youth	300	696	995
% of Total	30.15%	69.95%	100.00%

Figure 1

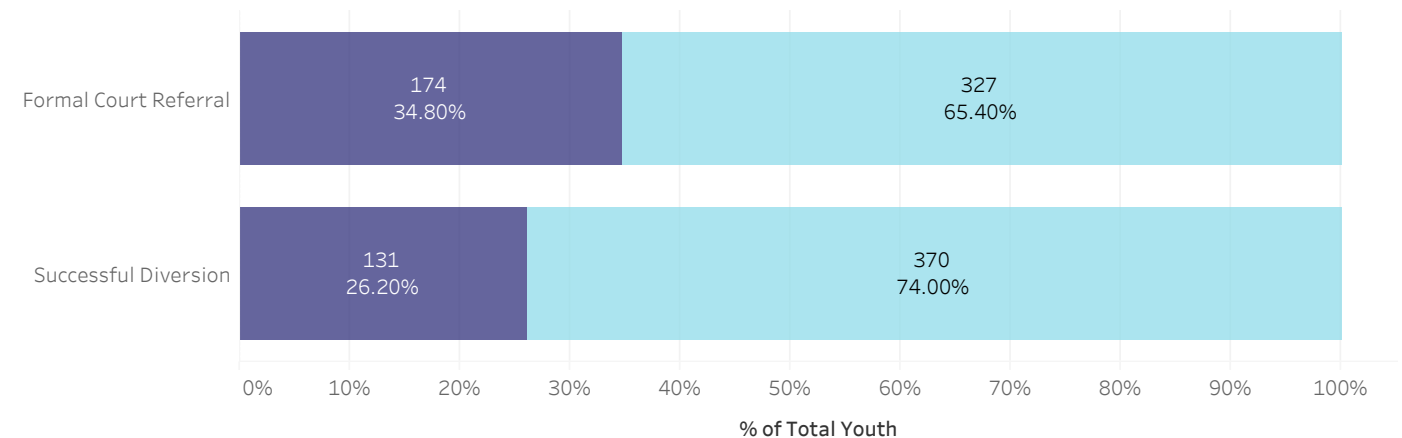


One-Year Recidivism
■ Yes ■ No

Table 2: One-Year Recidivism (Yes/No) for Youth having Complaints Closed CY 2018 by Close Reason Group

Close Reason Group		One-Year Recidivism		Grand Total
		Yes	No	
Formal Court Referral	Youth	174	327	500
	% of Total	34.80%	65.40%	100.00%
Successful Diversion	Youth	131	370	500
	% of Total	26.20%	74.00%	100.00%

Figure 2



Statistical Analysis Considerations

* Data provided from the Court Designated Workers Case Management System.



**ADMINISTRATIVE OFFICE OF THE COURTS
Research and Statistics**

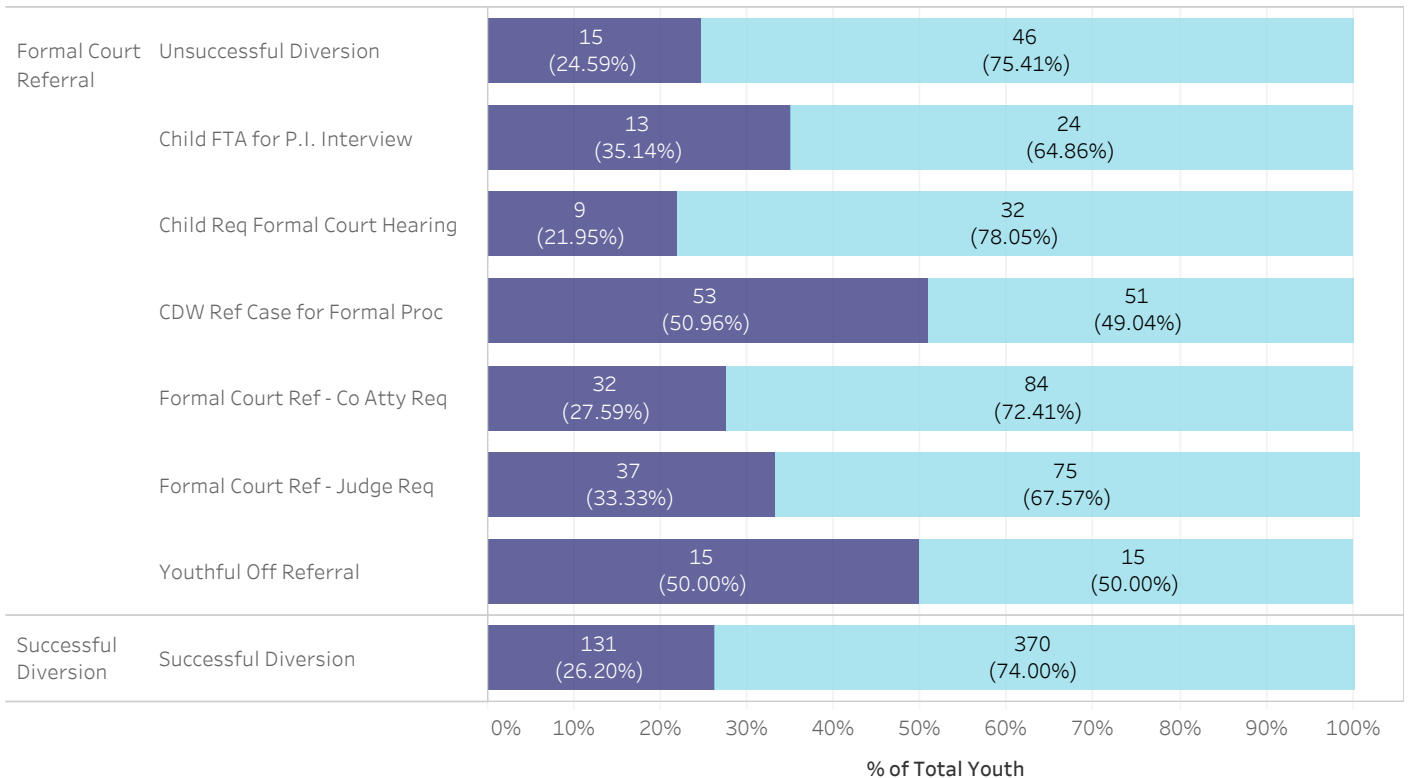
22_CDW7023

**One-Year and Three-Year Recidivism Data
Specified Youth Having Complaints Closed CY 2018**

Table 3: Youth having Complaints Closed CY 2018 by Close Reason Group

			One-Year Recidivism		Grand Total
			Yes	No	
Formal Court Referral	Unsuccessful Diversion	Youth	15	46	61
		% of Total	24.59%	75.41%	100.00%
	Child FTA for P.I. Interview	Youth	13	24	37
		% of Total	35.14%	64.86%	100.00%
	Child Req Formal Court Hearing	Youth	9	32	41
		% of Total	21.95%	78.05%	100.00%
	CDW Ref Case for Formal Proc	Youth	53	51	104
		% of Total	50.96%	49.04%	100.00%
	Formal Court Ref - Co Atty Req	Youth	32	84	116
% of Total		27.59%	72.41%	100.00%	
Formal Court Ref - Judge Req	Youth	37	75	111	
	% of Total	33.33%	67.57%	100.00%	
Youthful Off Referral	Youth	15	15	30	
	% of Total	50.00%	50.00%	100.00%	
Successful Diversion	Successful Diversion	Youth	131	370	500
		% of Total	26.20%	74.00%	100.00%

Figure 3



Statistical Analysis Considerations

* Data provided from the Court Designated Workers Case Management System.

Run Date:

09/28/2022

Page 2 of 4



ADMINISTRATIVE OFFICE OF THE COURTS
Research and Statistics

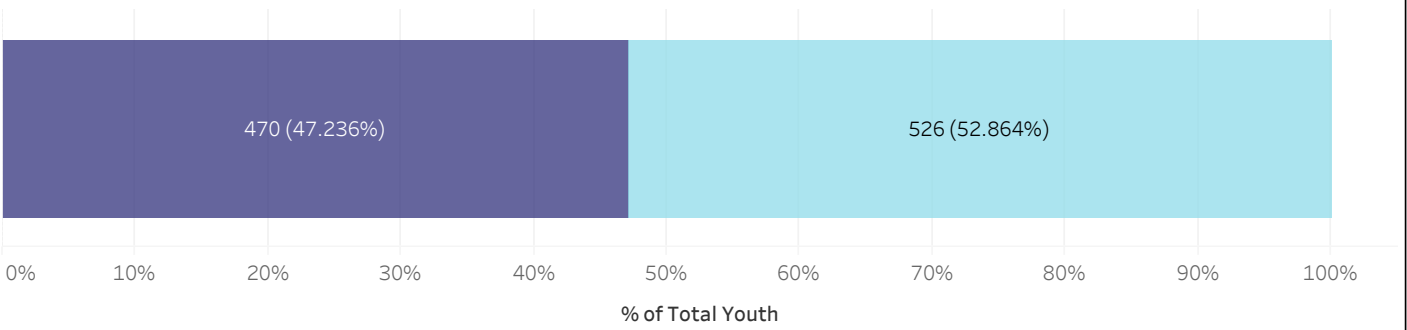
22_CDW7023

One-Year and Three-Year Recidivism Data
Specified Youth Having Complaints Closed CY 2018

Table 4

	Three-Year Recidivism		Grand Total
	Yes	No	
Youth	470	526	995
% of Total	47.24%	52.86%	100.00%

Figure 4



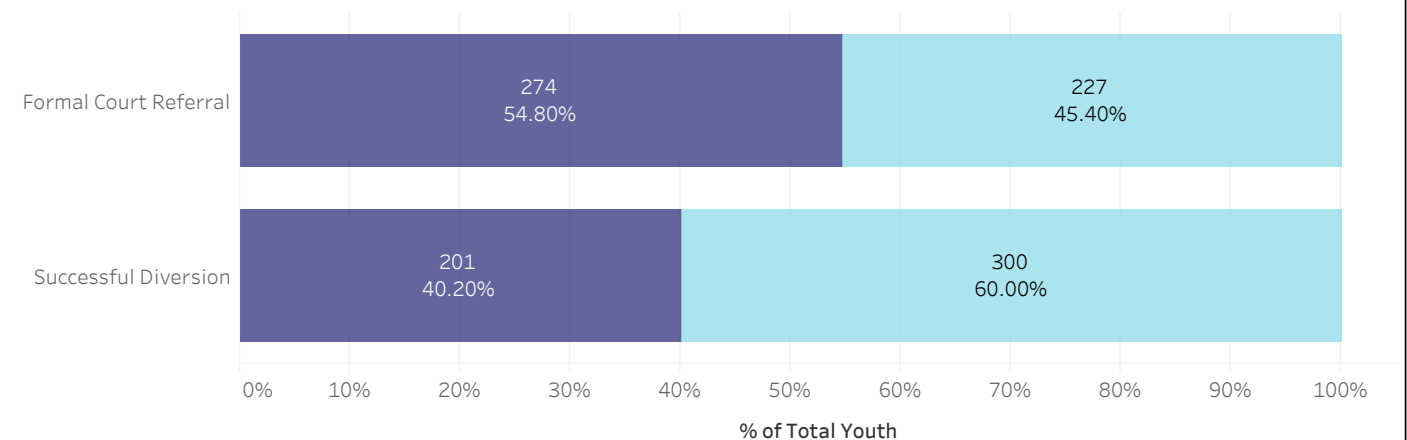
Three-Year Recidivism

■ Yes ■ No

Table 5

		Three-Year Recidivism		Grand Total
		Yes	No	
Formal Court Referral	Youth	274	227	500
	% of Total	54.80%	45.40%	100.00%
Successful Diversion	Youth	201	300	500
	% of Total	40.20%	60.00%	100.00%

Figure 5



Statistical Analysis Considerations

* Data provided from the Court Designated Workers Case Management System.

Run Date:

09/28/2022

Page 3 of 4



ADMINISTRATIVE OFFICE OF THE COURTS
Research and Statistics

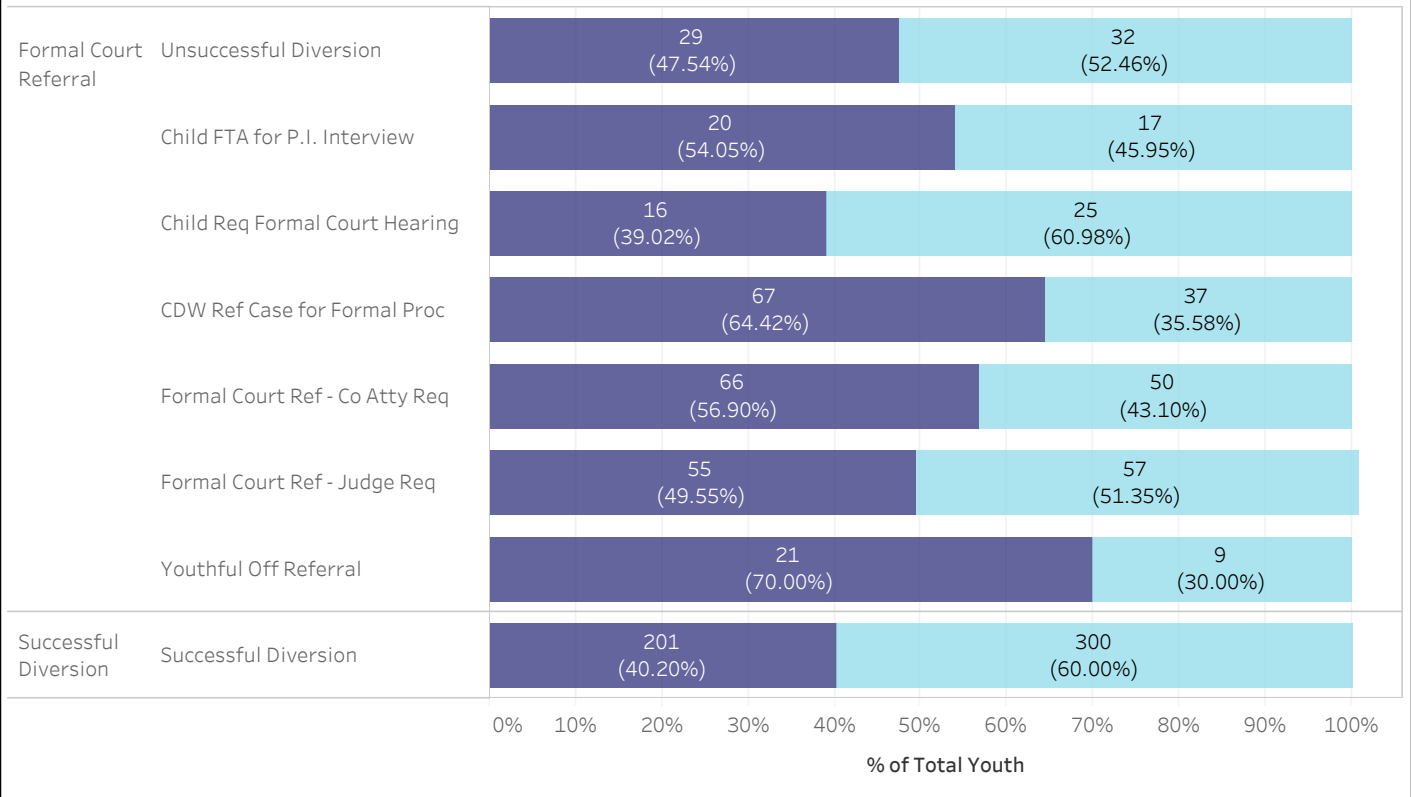
22_CDW7023

One-Year and Three-Year Recidivism Data
Specified Youth Having Complaints Closed CY 2018

Table 6: Youth having Complaints Closed CY 2018 by Close Reason Group

			Three-Year Recidivism		Grand Total
			Yes	No	
Formal Court Referral	Unsuccessful Diversion	Youth	29	32	61
		% of Total	47.54%	52.46%	100.00%
	Child FTA for P.I. Interview	Youth	20	17	37
		% of Total	54.05%	45.95%	100.00%
	Child Req Formal Court Hearing	Youth	16	25	41
		% of Total	39.02%	60.98%	100.00%
	CDW Ref Case for Formal Proc	Youth	67	37	104
		% of Total	64.42%	35.58%	100.00%
Formal Court Ref - Co Atty Req	Youth	66	50	116	
	% of Total	56.90%	43.10%	100.00%	
Formal Court Ref - Judge Req	Youth	55	57	111	
	% of Total	49.55%	51.35%	100.00%	
Youthful Off Referral	Youth	21	9	30	
	% of Total	70.00%	30.00%	100.00%	
Successful Diversion	Successful Diversion	Youth	201	300	500
		% of Total	40.20%	60.00%	100.00%

Figure 6



Statistical Analysis Considerations

* Data provided from the Court Designated Workers Case Management System.

Run Date:

09/28/2022

Page 4 of 4